



HAL
open science

Experimental observation of dark solitons on the surface of water

Amin Chabchoub, Olivier Kimmoun, Hubert Branger, Norbert Hoffmann, D. Proment, M. Onorato, Nail Akhmediev

► **To cite this version:**

Amin Chabchoub, Olivier Kimmoun, Hubert Branger, Norbert Hoffmann, D. Proment, et al.. Experimental observation of dark solitons on the surface of water. *Physical Review Letters*, 2013, 110 (12), pp.124101. 10.1103/PhysRevLett.110.124101 . hal-00850819

HAL Id: hal-00850819

<https://hal.science/hal-00850819>

Submitted on 9 Aug 2013

HAL is a multi-disciplinary open access archive for the deposit and dissemination of scientific research documents, whether they are published or not. The documents may come from teaching and research institutions in France or abroad, or from public or private research centers.

L'archive ouverte pluridisciplinaire **HAL**, est destinée au dépôt et à la diffusion de documents scientifiques de niveau recherche, publiés ou non, émanant des établissements d'enseignement et de recherche français ou étrangers, des laboratoires publics ou privés.

Experimental observation of dark solitons on water surface

A. Chabchoub^{1,*}, O. Kimmoun², H. Branger³, N. Hoffmann¹, D. Proment⁴, M. Onorato^{4,5}, and N. Akhmediev⁶

¹ *Mechanics and Ocean Engineering, Hamburg University of Technology, 21073 Hamburg, Germany**

² *Ecole Centrale Marseille, 13013 Marseille, France*

³ *IRPHE, UMR 7342, CNRS, AMU Aix Marseille Université, 13013 Marseille, France*

⁴ *Dipartimento di Fisica, Università degli Studi di Torino, Torino 10125, Italy*

⁵ *Istituto Nazionale di Fisica Nucleare, INFN, Sezione di Torino, 10125 Torino, Italy and*

⁶ *Optical Sciences Group, Research School of Physics and Engineering, Institute of Advanced Studies, The Australian National University, Canberra ACT 0200, Australia*

We present first ever observation of dark solitons on the water surface. It takes the form of an amplitude drop of the carrier wave which does not change shape in propagation. The shape and width of the soliton depend on the water depth, carrier frequency and the amplitude of the background wave. The experimental data taken in a water tank show an excellent agreement with the theory. These results may improve our understanding of the nonlinear dynamics of water waves in finite depth.

There is a deep analogy between waves in optics and on the surface of water. Developing this analogy allows us to conduct research in one area and expand the ideas to another one. Such expansion has been particularly fruitful in the studies of rogue waves which first appeared from the seafarers gossips before finding solid grounds as objects of research in oceanography [1], later in optics [2] and now the new concept is widely used in many other fields of physics [3]. Unifying ideas [3] help to establish common grounds in this exciting area of research.

There is one particular type of nonlinear waves previously studied in optics and plasma physics which until now has not been observed in the case of water waves. As a result, we cannot estimate the importance of these waves in natural phenomena although they can surely be present among the variety of ocean waves destructively acting along the shores: tsunamis, seiches, bores, tidal waves etc. This special wave is commonly known as dark soliton. In optics, this wave can be described as a hole on a continuous wave background or on a constant amplitude plane wave. In case of water waves, the physics is similar but its observation requires special arrangements. Dark soliton can be classified as one of the fundamental waves in nonlinear dynamics in the sense that arbitrary wave configuration can be seen as nonlinear superposition of fundamental modes [4, 5]. Clearly, studies in this area of research are important and must be started.

Generally speaking, dark solitons are localised reductions of the amplitude of the envelope field in nonlinear dispersive media [4, 5]. There are a number of equations that admit dark soliton solution provided the dispersion and nonlinearity are related in specific way. In particular, the governing equation describing the dynamics of weakly nonlinear and quasi-monochromatic waves propagating on the surface of water with arbitrary depth is the nonlinear Schrödinger equation (NLS). Depending on the relative depth h of the water with respect to the wavenumber of the carrier wave k , the water waves can be described by the NLS either of focussing or defocussing

type. In deep-water and more precisely for $kh > 1.363$, the waves are governed by the NLS of focussing type which admits a family of stationary bright soliton solution and breathers. These waves have been investigated experimentally in [6, 7] and more recently, in [8]. For $kh < 1.363$, the sign of dispersion changes and wave propagation is described by the NLS of defocussing type which admits dark soliton solutions; they appear as envelope holes [9]. Up to date, dark solitons have been observed only in fibre optics [10–12] and in plasma [13, 14]. In the present work we report first observation of dark solitons generated in a water wave tank. We also discuss the shape and width of these localized structures which depend on the steepness parameter of the background, its frequency as well as on the relative water depth.

The NLS describes the space-time evolution of weakly nonlinear wave processes in various dispersive media [15–17]. In the case of water waves, it can be derived by applying the method of multiple scales expansion [18, 19]. For arbitrary depth, the equation can be written in the form:

$$-i \left(\frac{\partial A}{\partial t} + c_g \frac{\partial A}{\partial x} \right) + \alpha \frac{\partial^2 A}{\partial x^2} + \beta |A|^2 A = 0, \quad (1)$$

where:

$$\alpha = -\frac{1}{2} \frac{\partial^2 \omega}{\partial k^2}$$

is the lowest order dispersion while

$$\beta = \frac{\omega k^2}{16 \sinh^4(kh)} (\cosh(4kh) + 8 - \tanh^2(kh)) - \frac{\omega}{2 \sinh^2(2kh)} \frac{(2\omega \cosh^2(kh) + kc_g)^2}{gh - c_g^2},$$

is the nonlinear coefficient expressed in terms of the depth h , frequency ω and wavenumber k of the carrier wave and the group velocity $c_g = \frac{\partial \omega}{\partial k}$. Independent variables x

and t are the space and time coordinates. The dispersion relation of the wave trains on the water surface with finite depth h is

$$\omega = \sqrt{gk \tanh(kh)},$$

where g denotes the gravitational acceleration.

The water surface elevation $\eta(x, t)$ is related to the amplitude $A(x, t)$ in the first order in steepness according to:

$$\eta(x, t) = \text{Re} (A(x, t) \exp [i(kx - \omega t)]). \quad (2)$$

In the limit of infinite water depth, that is for the limiting case $kh \rightarrow \infty$, the expressions for α and β can be simplified [17]:

$$\alpha = \frac{\omega}{8k^2}, \quad \beta = \frac{\omega k^2}{2}.$$

For the arbitrary depth case, if $kh > 1.363$, then $\alpha\beta > 0$. In this case the plane wave solution may be unstable to long wave perturbations [20, 21]. This instability is usually referred to as the Benjamin-Feir-instability [17, 22, 23]. Exact breathing solutions describing this instability have been recently experimentally investigated in [8, 24, 25]. Such solutions may also appear naturally from random phase initial conditions provided that the wave spectrum is sufficiently energetic and narrow-banded [26, 27]. However, for $kh < 1.363$, the nonlinear coefficient β becomes negative and the finite amplitude wave trains in this case are stable. In this work, we conducted experiments to deal with this case.

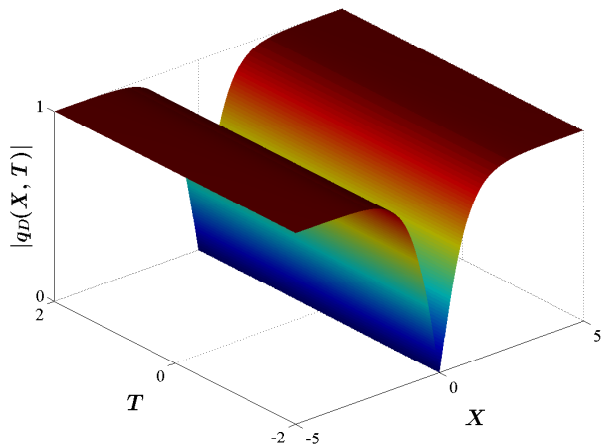


FIG. 1. (Color online) Dark soliton solution showing the carrier wave amplitude drop to zero at $X = 0$.

A scaled form of the defocussing NLS is the well-known defocussing NLS:

$$iq_T + q_{XX} - 2|q|^2 q = 0, \quad (3)$$

which is obtained from (1) by introducing the scaled variables [1]:

$$X = x - c_g t, \quad T = \alpha t, \quad q = \sqrt{\frac{-\beta}{2\alpha}} A. \quad (4)$$

Here, X is the co-ordinate in a frame moving with the group velocity and T is the scaled time. For a given carrier amplitude a , the defocussing NLS admits a one-parameter-family of localised soliton solutions, generally known as grey solitons [9, 28]. They are described by:

$$q_G = a \frac{\exp(im) + \exp(2aX \sin m)}{1 + \exp(2aX \sin m)} \exp(-2ia^2 T). \quad (5)$$

where m is the parameter of the family that controls the minimal amplitude at the centre of the soliton. For $m = \frac{\pi}{2}$, this minimal wave amplitude drops to zero. This limiting case is given by the simpler expression

$$q_D = a \tanh(aX) \exp(-2ia^2 T). \quad (6)$$

It is called dark soliton and illustrated in Fig. 1 with the value of $a = 1$.




FIG. 2. (Color online) Wave channel used in the experiments.

The experiments have been conducted in the wave tank of the Ecole Centrale Marseille/IRPHE. The tank is shown in Fig. 2. It is 17 m long and 0.65 m wide. A single flap-type wavemaker is installed at the far end of the tank. An efficient absorbing beach, made with submerged porous plate is installed at the other end. It is clearly visible at the right-hand side of Fig. 2 inside the water with fluorescent dye. The beginning of the beach is located at the distance of 13 m from the wavemaker. The vertical walls are made of transparent sections of glass supported by the metal frame. The water level of the free surface is measured with seven resistive wave gauges. The location of the gauges is given in the table I.

In order to generate dark solitons, we have to control the flap displacement through the computerised equipment and create initial conditions in dimensional units.

This means that Eqs.(6) and (2) have to be dimensionalized with the use of inverted relations (4). Our experiments have been conducted for two different water depth values, $h = 0.40$ m and $h = 0.25$ m. In each case, the condition of applicability of the defocussing NLS, i.e. $kh < 1.363$, has been satisfied.

The gauge number	1	2	3	4	5	6	7
Its position along the tank (m)	1.06	4.33	5.41	7.00	8.86	9.76	12.80

TABLE I. Wave gauge positions

Fig. 3 shows the evolution of a black soliton for the carrier amplitude $a = 0.04$ m and the wavenumber $k = 3$ m^{-1} . Each time-series has been shifted in time to position the zero of the wave at the same location. As a result, all diagrams are aligned in time for convenience of comparison of their profiles. Moreover, the shift allowed us to calculate the group velocity which was in agreement with the theoretical value for the corresponding frequency and water depth. Clearly, we observe that the soliton does not change shape and propagates with the corresponding group velocity in accordance with theory. Another interesting feature of our data is that the difference between the group velocity and the phase velocity leads to a continuous shift of the dark soliton relative to the wave pattern of the carrier. Thus, the phase of the carrier in each of the seven panels is also shifted relative to the previous one.

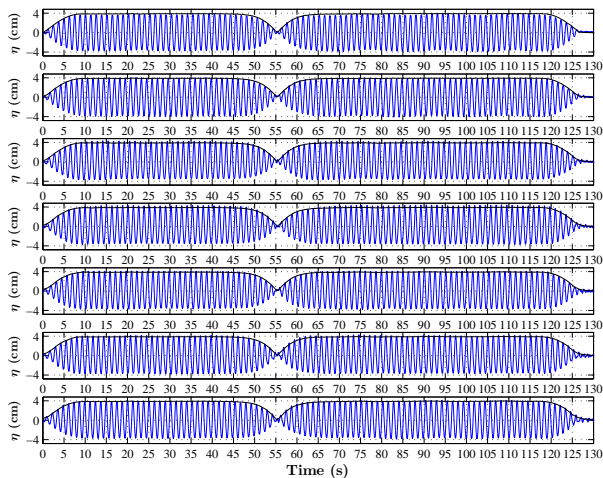


FIG. 3. (Color online) Evolution of the dark soliton along the tank with the water depth $h = 0.4$ m. The carrier-amplitude is $a = 0.04$ m, while $kh = 1.2$. Seven panels from top to bottom correspond to experimental records of seven gauges from 1 to 7 respectively shifted in time to keep zero amplitude at the same position.

These data prove that we indeed observed dark solitons. Fig. 4 shows similar set of experimental data for the water depth $h = 0.25$ m. Here, the amplitude of the

carrier is $a = 0.02$ m while the wavenumber $k = 4$ m^{-1} . This is another proof that we are dealing with the dark soliton although with the parameters of the experiment different from the previous case.

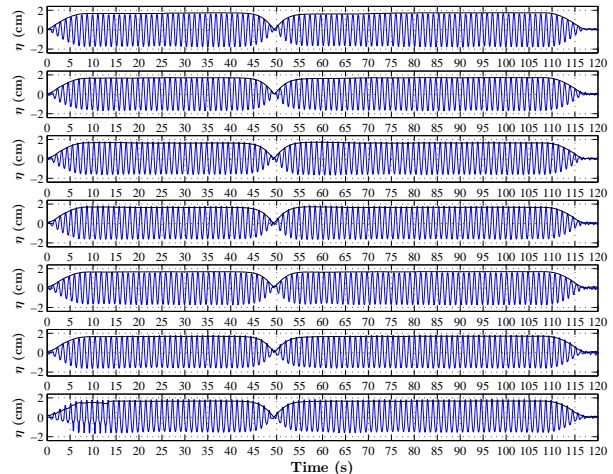


FIG. 4. (Color online) Evolution of the dark soliton along the tank with the water depth $h = 0.25$ m. The carrier amplitude is $a = 0.02$ m, while $kh = 1.0$. Seven panels from top to bottom correspond to experimental records of seven gauges from 1 to 7 respectively shifted in time to keep zero amplitude at the same position.

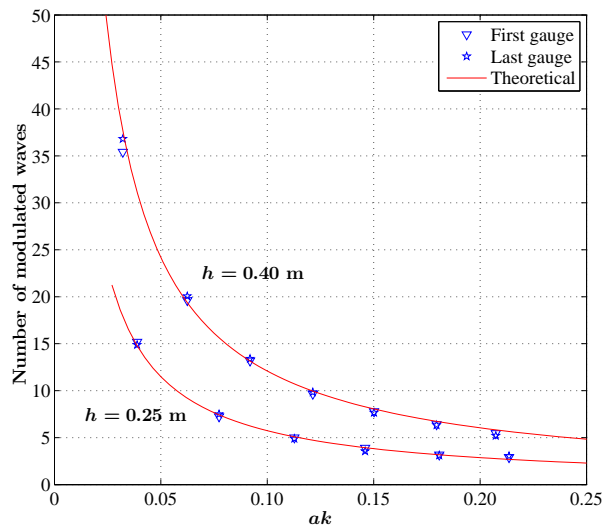


FIG. 5. (Color online) The number of modulated waves within the dark soliton versus steepness ak . The former is defined with the threshold amplitude of $0.9a$ for the corresponding depth. The triangles correspond the values obtained from the first gauge. The stars correspond the values obtained from the last gauge. Solid lines are obtained from theoretical calculations.

Further verification that it is the dark soliton excited on the surface of water can be obtained from confirming its effective width. In order to do that we calculated

the number of carrier waves within the soliton i.e. the number of waves with modulated amplitude versus the steepness of the background wave. We estimated this dependance from our experimental data by defining the modulated waves as those whose amplitude is less than 0.9 of the carrier amplitude. Then, we calculated the number of modulated waves defined this way within the soliton. Fractional values can be obtained if we best fit the envelope through the wave maxima. Fig. 5 shows these data for the first and the last gauges for the two h -values as a function of the steepness ak . The data for all other gauges are very similar to these. Theoretical curves shown by the solid lines demonstrate that the number of modulated waves is inversely proportional to the steepness of the background. Comparison of experimental data with the theoretical curves proves once again that we do observe dark solitons.

The number of modulated waves within the dark soliton depends also on the wavenumber k for fixed h . We calculated the number of modulated waves the same way as described above for several values of k . Fig. 6 shows these data for the two values of the depth h along with the theoretical curves. The plot shows that our observations fit well the theoretical relationship between the number of modulated waves and the combined parameter kh .

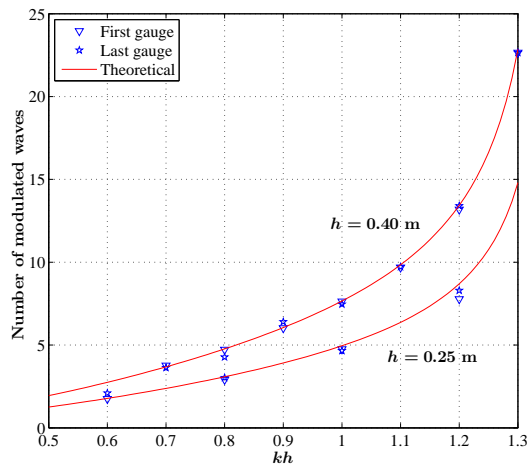


FIG. 6. (Color online) The number of modulated waves within the soliton versus kh . The former is defined for the threshold amplitude $0.9a$ for the corresponding depth. The triangles correspond to the values obtained from the first gauge. The stars correspond to the values obtained from the last gauge. Solid lines are obtained from theoretical calculations.

To conclude, our experimental study proves the existence of dark solitons in water waves. Our observations of these localized structures are in agreement with the theoretical prediction: the solitons preserve fixed shape during their evolution in the tank. Furthermore, the solitons propagate exactly with the group velocity for the corresponding wavenumber, wave frequency and water

depth calculated theoretically. Looking from a different perspective, these results confirm that the NLS models describe well surface gravity waves even in the case of shallow water. Thus, water waves have to be described in the frame of nonlinear dynamics rather than just a linear superposition of modes.

A. C. would like to thank Roger Grimshaw and Efim Pelinovsky for helpful discussions. N. H. and N. A. acknowledge the support of the Volkswagen Stiftung. N. A. acknowledges partial support of the Australian Research Council (Discovery Project No. DP110102068). N. A. acknowledges support from the Alexander von Humboldt Foundation. M.O. was supported by EU, project EXTREME SEAS (SCP8-GA-2009-234175) and ONR grant N000141010991. M.O. acknowledges Dr. B. Giulinic for interesting discussions.

* amin.chabchoub@tuhh.de

- [1] A. Osborne, *Nonlinear ocean waves and the inverse scattering transform*, (Elsevier, Amsterdam, 2010).
- [2] D. R. Solli, C. Ropers, P. Koonath, and B. Jalali, Optical rogue waves, *Nature*, **450**, 1054-1058 (2007)
- [3] Rogue waves - Towards a unifying concept? Eds. N. Akhmediev and E. Pelinovsky, *Eur. Phys. J., Special Topics*, **185**, (2010).
- [4] R. H. J. Grimshaw Ed., *Solitary waves in fluids*, (WITpress, Southampton Boston, 2007).
- [5] M. J. Ablowitz, *Nonlinear dispersive waves*, (Cambridge University Press, Cambridge, 2011)
- [6] H. C. Yuen and B. M. Lake, Nonlinear deep water waves: theory and experiment, *Phys. Fluids* **18**, 956-960 (1975).
- [7] H. C. Yuen and B. M. Lake, Nonlinear dynamics of deep-water gravity waves, *Adv. Appl. Mech.* **22**, 67-229 (1982).
- [8] A. Chabchoub, N. P. Hoffmann, and N. Akhmediev, Rogue wave observation in a water wave tank, *Phys. Rev. Lett.* **106**, 204502 (2011).
- [9] D. H. Peregrine, Water waves, nonlinear Schrödinger equations and their solutions, *J. Austral. Math. Soc. Ser. B* **25**, 16-43 (1983).
- [10] P. Emplit, J. P. Hamaide, F. Reynaud, C. Froehly, and A. Barthelemy, Picosecond steps and dark pulses through nonlinear single mode fibers, *Optics Comm.* **62**, 374-379, (1987).
- [11] D. Krökel, N. J. Halas, G. Giuliani, and D. Grischkowsky, Dark-Pulse Propagation in Optical Fibers, *Phys. Rev. Lett.* **60**, 2932 (1988).
- [12] A. M. Weiner, J. P. Heritage, R. J. Hawkins, R. N. Thurston, E. M. Kirschner, D. E. Leaird, and W. J. Tomlinson, Experimental Observation of the Fundamental Dark Soliton in Optical Fibers, *Phys. Rev. Lett.* **61**, 2445 - 2448 (1988).
- [13] P. K. Shukla and B. Eliasson, Formation and Dynamics of Dark Solitons and Vortices in Quantum Electron Plasmas, *Phys. Rev. Lett.* **96**, 245001 (2006).
- [14] R. Heidemann, S. Zhdanov, R. Sütterlin, H. M. Thomas, and G. E. Morfill, Dissipative Dark Soliton in a Complex Plasma, *Phys. Rev. Lett.* **102**, 135002 (2009).

- [15] R. Y. Chiao, E. Garmire and C. H. Towns, Self-trapping of optical beams, *Phys. Rev. Lett.* **13**, 479–482 (1964).
- [16] D. J. Benney and A. C. Newell, The propagation of nonlinear wave envelopes, *J. Math. Phys.* **46**, 133–139 (1967).
- [17] V. E. Zakharov, Stability of periodic waves of finite amplitude on a surface of deep fluid, *J. Appl. Mech. Tech. Phys.* **2**, 190–194 (1968).
- [18] H. Hasimoto, and H. Ono, Nonlinear modulation of gravity waves, *J. Phys. Soc. Japan* **33**, 805–811 (1972).
- [19] C. C. Mei, *The Applied Dynamics Of Ocean Surface Waves*, Advanced Series on Ocean Engineering **1** (1983).
- [20] A. Newell, *Solitons in mathematics and physics*, Univ Arizona: Soc. Ind. Appl. Math. (1981)
- [21] F. Dias, and C. Kharif, Nonlinear gravity and capillary-gravity waves, *Ann. Rev. Fluid Mech.* **31**, 301–346 (1999).
- [22] M. J. Lighthill, *J. Inst. Math. Appl.* **1**, 269 (1965).
- [23] T.B.Benjamin & J.E.Feir, *J. Fluid Mech.* **27**, 417 (1967).
- [24] G. Clauss, M. Klein, and M. Onorato, Formation of Extraordinarily High Waves in Space and Time, *OMAE2011-49545* **2**, 417–429 (2011).
- [25] A. Chabchoub, N. Hoffmann, M. Onorato, and N. Akhmediev, Super rogue waves: observation of a higher-order breather in water waves, *Phys. Rev. X* **2**, 011015 (2012).
- [26] M. Onorato, A.R. Osborne, M. Serio and S. Bertone, Freak waves in random oceanic sea states, *Phys. Rev. Lett.*, **86**, 5831–5834 (2001).
- [27] M. Onorato, A.R. Osborne, R. Fedele, M. Serio, Landau damping and coherent structures in narrow-banded 1+1 deep water gravity waves, *Phys. Rev. E* **67** 046305 (2003).
- [28] V. E. Zakharov and A. B. Shabat, Interaction between solitons in a stable medium, *Soviet Phys. JETP* **37** 823–828 (1973), (transl. of *Zh. Eksp. Teor. Fiz.* **64**, 1627–1639, (1973)).