



HAL
open science

Detailed chemical kinetic reaction mechanism for biodiesel components methyl stearate and methyl oleate

Chitral V. Naik, Charlie K. Westbrook, Olivier Herbinet, William J. Pitz,
Marco Mehl

► To cite this version:

Chitral V. Naik, Charlie K. Westbrook, Olivier Herbinet, William J. Pitz, Marco Mehl. Detailed chemical kinetic reaction mechanism for biodiesel components methyl stearate and methyl oleate. Proceedings of the Combustion Institute, 2011, 33, pp.383-389. 10.1016/j.proci.2010.05.007 . hal-00849457

HAL Id: hal-00849457

<https://hal.science/hal-00849457v1>

Submitted on 31 Jul 2013

HAL is a multi-disciplinary open access archive for the deposit and dissemination of scientific research documents, whether they are published or not. The documents may come from teaching and research institutions in France or abroad, or from public or private research centers.

L'archive ouverte pluridisciplinaire **HAL**, est destinée au dépôt et à la diffusion de documents scientifiques de niveau recherche, publiés ou non, émanant des établissements d'enseignement et de recherche français ou étrangers, des laboratoires publics ou privés.

Detailed chemical kinetic reaction mechanism for biodiesel components methyl stearate and methyl oleate

C.V. Naik¹, C.K. Westbrook^{2,*}, O. Herbinet³, W.J. Pitz², M. Mehl²

¹ Reaction Design Inc., San Diego, CA, USA

² Lawrence Livermore National Laboratory, Livermore, CA, USA

³ CNRS, Nancy Universite-ENSIC, Nancy, France

Abstract

New chemical kinetic reaction mechanisms are developed for two of the five major components of biodiesel fuel, methyl stearate and methyl oleate. The mechanisms are produced using existing reaction classes and rules for reaction rates, with additional reaction classes to describe other reactions unique to methyl ester species. Mechanism capabilities were examined by computing fuel/air autoignition delay times and comparing the results with more conventional hydrocarbon fuels for which experimental results are available. Additional comparisons were carried out with measured results taken from jet-stirred reactor experiments for rapeseed oil methyl ester fuels. In both sets of computational tests, methyl oleate was found to be slightly less reactive than methyl stearate, and an explanation of this observation is made showing that the double bond in methyl oleate inhibits certain low temperature chain branching reaction pathways important in methyl stearate. The resulting detailed chemical kinetic reaction mechanism includes more approximately 3500 chemical species and more than 17,000 chemical reactions.

Keywords: Kinetic mechanisms; Oxidation; Biofuels; Modeling

1. Introduction

Biofuels have the potential to supplement conventional petroleum-based transportation fuels. Such fuels can reduce dependence on imported petroleum fuels and, since they are derived from renewable sources, can reduce net emissions of greenhouse gases. An important class of biodiesel fuels is long-chain monoalkyl esters of fatty acids from vegetable oils and animal fats, and currently soy oil and rapeseed oil represent major sources of these oils. Use of biodiesel in diesel engines can decrease emissions of CO, unburned hydrocarbons, and soot [1-4]. The principal components of both soy and rapeseed oil methyl ester fuels are the same five saturated and unsaturated methyl esters, specifically methyl palmitate ($C_{17}H_{34}O_2$), methyl stearate ($C_{19}H_{38}O_2$), methyl oleate ($C_{19}H_{36}O_2$), methyl linoleate ($C_{19}H_{34}O_2$) and methyl linolenate ($C_{19}H_{32}O_2$), with structures summarized in Figure 1. Their average compositions in soybean and rapeseed biodiesel fuels are given in Table 1 [5]. It is important to note that the most common components of both of these fuels are the molecules with one or two double bonds within the long carbon chain.

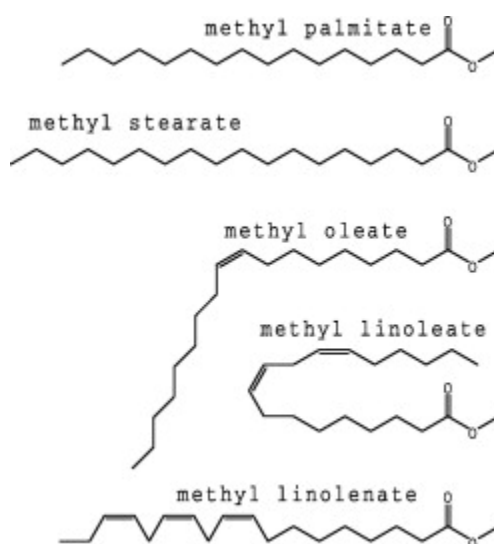


Figure 1. Major components of soy and rapeseed oil biodiesel fuel.

Table 1. Average compositions (%) of soybean and rapeseed biodiesels.

Esters	Soybean biodiesel (%)	Rapeseed biodiesel (%)
Methyl palmitate	6–10	4.3
Methyl stearate	2–5	1.3
Methyl oleate	20–30	59.9
Methyl linoleate	50–60	21.1
Methyl linolenate	5–11	13.2

While numerous kinetic modeling studies of smaller methyl esters have been carried out [6-13], few studies of large methyl ester fuels have appeared. Dagaut et al. [14] studied the oxidation of rapeseed methyl ester fuel in a jet-stirred reactor lean at 10 atm pressure. At that time, no large alkyl ester kinetic mechanism was available, so they used a mechanism for *n*-hexadecane [15] to analyze their results, with good overall agreement between computed and measured concentrations of species common to both mechanism and experimental data.

Herbinet et al. [16] developed a kinetic reaction mechanism for the saturated methyl ester fuel methyl decanoate ($C_{11}H_{22}O_2$), establishing that a mechanism for such fuels could be constructed using the same reaction classes and reaction rate models developed for *n*-heptane and *iso*-octane [17,18], with suitable additions to accommodate the methyl ester group in the molecule. The same reaction classes and rate rules used in the methyl decanoate mechanism can then be extended to larger methyl esters.

Based on their previous works on alkanes [19] and the success of the methyl decanoate mechanism [16], the Nancy combustion group updated the reaction pathway and rate rules used by the software EXGAS, for the automatic generation of detailed kinetic models, for methyl and ethyl esters, leading to their application to mechanisms for methyl and ethyl butanoates [13] and larger methyl esters up to methyl decanoate [20] and methyl palmitate [21].

2. Chemical kinetic reaction mechanisms

Since the most common components of biodiesel fuel contain double carbon bonds, we have examined how the reaction classes and reaction rate rules can accommodate kinetics involved with double bonds in site-specific rate expressions. Zhang et al. [22] compared the reaction of saturated and unsaturated C_9 methyl esters in a motored engine, finding less reactivity from the unsaturated fuel under similar operating conditions. They reasoned that the presence of the double bond in the unsaturated fuel reduces the rates of radical isomerization reactions that normally accelerate the overall rate of low temperature combustion. Experimental studies by Vanhove et al. [23] of low temperature ignition of isomers of hexene in a rapid compression machine showed that the location of the double bond in the hexene isomer played an important role in determining overall reactivity. They found that 1-hexene had low temperature reactivity similar to the saturated *n*-hexane, while 2-hexene had less low T reactivity, and in 3-hexene, the low temperature reactivity almost disappeared. Kinetic modeling analyses by Bounaceur et al. [24] and Mehl et al. [25] reproduced the results of Vanhove et al. by reducing significantly the rates of alkyl and alkylperoxy radical isomerization reactions when the cyclic transition state has an embedded double bond. Based on these studies, mechanisms were developed by Herbinet et al. [26] for two unsaturated fuels based on methyl decanoate, with double bonds located at two different locations in the carbon chain. One resulting conclusion was that the overall reactivity of methyl-5-decenoate, with the double bond in the middle of the carbon chain, was significantly less than the reactivity of methyl-9-decenoate, especially in the low temperature region, and that the reduced reactivity could be attributed to significantly reduced rates of RO_2 isomerization in the methyl-5-decenoate.

The presence of $C=C$ double bonds is well known to have other effects on rates of hydrocarbon reaction. Radical species, particularly H, O, OH, CH_3 and HO_2 radicals, can add to a double bond, leading to new classes of reactions. Addition of H atoms to the double bond in methyl oleate produces an alkyl-like radical of methyl stearate, which, followed by H atom isomerization, can lead to any other alkyl-like radicals of methyl stearate, making the overall reaction process quite complex. All of these alternative reactions of methyl oleate that proceed through its double bond are fully included in the present mechanisms.

We should also clarify that the present model includes separate kinetic mechanisms for both methyl stearate and methyl oleate. The presence of the reaction pathways for methyl oleate does not in any way change the mechanism for methyl stearate, except that it adds further detail to the consumption of one of the olefinic species that can be produced from methyl stearate. In practice, very little methyl oleate is produced directly from methyl stearate in real biodiesel combustion environments, and effectively all of the methyl oleate which these models describe is contained in the initial fuel mixture. In fact, based on the biodiesel compositions shown in Table 1, it is clear that methyl stearate is a rather small component in real biodiesel fuel while methyl oleate is usually a major fuel component.

In the present work, we have extended these kinetic approaches to develop a kinetic reaction mechanism for two of the C₁₉ components of soy and rapeseed biodiesel fuel. These two species, methyl stearate and methyl oleate, provide important capabilities required to understand and predict the combustion of biodiesel fuels and differences between the kinetic properties of the saturated and unsaturated components. The resulting kinetic mechanism is quite large (more than 3500 chemical species and more than 17,000 elementary reactions). However, homogeneous ignition and oxidation simulations in combustion environments such as shock tubes, rapid compression machines, and perfectly stirred reactors (PSR) can be carried out efficiently on a laptop computer. Incorporation of a kinetic model into a multidimensional CFD application will require some degree of future mechanism reduction or simplification.

For major fuel species, there are many reactions involving the few fuel components with each other, with small radical species that abstract H atoms, and their thermal decomposition. Thus there are more than 20 reactions each involving methyl stearate and methyl oleate molecules. Other intermediate chemical species, particularly the ketohydroperoxide intermediates, have only one or two reactions in the detailed mechanism that produce or consume such species. Often such species are relatively stable until the temperature rises to a level where thermal energy breaks a bond in their structure and the species breaks into two smaller fragments. While these species certainly react with available radical species via H atom abstractions, such reactions are relatively unimportant because both the stable intermediate and the radical species concentrations are quite small. Since their thermal decomposition occurs rapidly when the temperature is still quite low, it is a sensible approximation and simplification to leave out their other reactions. For this type of species, the main feature of its role in the overall mechanism is for it to exist for some period of time and then release new radicals to the full reacting system, which then often accelerates the overall rate of combustion. This delaying function is frequently a very important feature of processes such as degenerate branching, which has a considerable role in fuel autoignition. The treatment of such species with only one or two reactions is not only sufficient but often quite critical to reproducing the details of ignition processes.

The detailed kinetic mechanism for methyl stearate is based on the reaction pathways and rate rules developed originally for alkane fuels by Curran et al. [17,18], with modifications for alkyl esters by Herbinet et al. [16,26]. The presence of the methyl ester group modifies C–H bond strengths adjacent to the ester group, which modifies the rate of their H atom abstraction reactions.

Methyl oleate is only one of many singly-unsaturated methyl ester species that could be produced by replacing a $-(CH_2)-(CH_2)-$ group in methyl stearate by a $-(CH)=CH-$ double bond. In fact, there are, in principle, 16 such olefin-like, singly-unsaturated methyl esters that can be produced directly from methyl stearate, and methyl oleate is the specific unsaturated species in which the C=C double bond is between the #8 and #9C atoms in the methyl stearate chain, as shown in Figures 1 and 2.

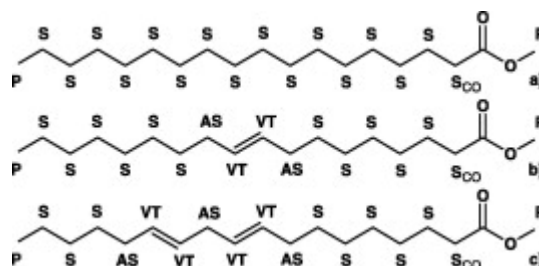


Figure 2. Different types of H atoms considered for the H atom abstractions in (a) methyl stearate, (b) methyl oleate, and (c) methyl linoleate. P = primary alkyl, S = secondary alkyl, S_{CO} = secondary alkyl adjacent to the carbonyl group, AS = secondary allylic, and VT = tertiary vinylic H atom.

In our past kinetic mechanisms for saturated, alkane hydrocarbon fuels, the submechanisms describing the consumption of the unsaturated species, particularly the possible olefin species produced directly from the parent alkane, were substantially simplified. Rather than using the detailed, site-specific reactions that are used for reactions of the parent alkane molecule, generic, non-site-specific reactions have commonly been used. However, since methyl oleate is a major component of the present biodiesel fuels, a complete, site-specific submechanism was required for H atom abstraction reactions from methyl oleate and other pathways for its consumption. In the vicinity of the double bond in methyl oleate, there are additional types of C–H bonds, including vinylic and allylic bonds, which are reflected in modified H atom abstraction and molecular decomposition reaction rates. These modifications in C–H bond strengths in methyl stearate and methyl oleate are illustrated in Figure 2. The same is true for the low temperature reactions, where the $R + O_2 = RO_2$ addition reactions and subsequent alkylperoxy radical isomerization reaction pathways were previously included only for the parent, saturated fuel (methyl stearate in the present case), but not for any of the small amounts of olefin-like species. Again, since methyl oleate is a major fuel component in our biodiesel fuels, a complete description of the low temperature oxidation reaction pathways for methyl oleate and its radical products was included in the present mechanism.

While this approach was used for methyl oleate, which is a major fuel component and is present in significant amounts in the initial fuel, the previous, simplified approach was maintained for all of the other singly-unsaturated olefin-like products of methyl stearate. Summarized in short, all of the radical R products of site-specific H atom abstraction reactions from methyl stearate are followed explicitly in the mechanism, including their detailed low temperature peroxy radical reaction pathways, and similarly for all of the radical R' products of site-specific H atom abstraction products from methyl oleate. Note that the R' radicals from methyl oleate have the dimension of an alkenyl-like radical. None of the other olefinic products of methyl stearate (except methyl oleate) are treated by following their site-specific H atom abstractions, and none of the R' radicals of these other olefin-like species are assumed to participate in low temperature peroxy radical reactions. This

approximation has been used extensively and productively in many past kinetic studies of hydrocarbon oxidation and includes all of the important reaction pathways in these reaction systems.

Thus we have included addition reactions of O₂ to alkyl-like radicals produced via H atom abstraction from methyl stearate and to alkenyl-like radicals from methyl oleate. Subsequent RO₂ isomerization reaction pathways, including the full variety of low temperature hydrocarbon oxidation reaction pathways that lead to low temperature ignition and negative temperature coefficient (NTC) behavior are also included for methyl stearate and methyl oleate, subject to the modifications noted above when isomerization reactions take place across a double bond. Due to the presence of the methyl ester group and, in the case of methyl oleate, the double bond within the C atom chain, the reaction rate rules originally developed only for saturated alkane fuels required considerable enhancements. All of these features are adopted from our recent methyl decanoate and methyl decenoate studies [16,26], where more thorough descriptions may be found.

3. Results

There are two general classes of experiments that have produced data that can be used to validate the present kinetic mechanisms, specifically shock tube ignition delay times and jet-stirred reactor combustion experiments. In the absence of experimental results for either methyl stearate or methyl oleate in the jet-stirred reactor, we carried out calculations in which each methyl ester was used as the only fuel, and the computed results were compared with the rapeseed methyl ester (RME) experiments of Dagaut et al. [14] at 10 atm pressure and temperatures from 800 to 1400 K. Simulations included data from experiments at equivalence ratios of 0.5 and 1.0.

Overall, the agreement between computed and experimental results, using both methyl stearate and methyl oleate as fuels, is very good for both lean and stoichiometric cases, as illustrated in Figure 3 (for $\phi = 1.0$) and 4 (for $\phi = 0.5$). In these figures, the symbols show the measured concentrations at selected reactor temperatures, the solid curves show the computed results when methyl stearate is the fuel, and the dotted curves show the computed results with methyl oleate as the fuel. The two fuels show very nearly the same reactivity, but all the results indicate that methyl oleate has slightly less reactivity under these conditions than methyl stearate. This can be seen in Figure 3 where the O₂ consumption rate is slightly lower with methyl oleate, and the production rates of all of the intermediates and CO₂ are slightly less when methyl oleate is the fuel than for methyl stearate. It is worth noting that the level of agreement is only slightly better than that reported by Dagaut et al. [14] who simulated the same experiments using an *n*-hexadecane reaction mechanism. The only area in which one should expect significantly better results from the methyl ester mechanisms is for CO and CO₂ at low temperatures, where the methyl ester group produces these species very early during the oxidation process [4], but the current results are only moderately improved over those reported by Dagaut et al. In addition, the largest 1-olefin reported by Dagaut et al. was 1-hexene, for which their *n*-hexadecane mechanism overpredicted the measured values by about a factor of 5 in the stoichiometric case. The present methyl ester mechanisms reduce that overprediction by about one half, which can be attributed to the fact that the lack of symmetry in the methyl ester molecule relative to *n*-hexadecane reduces the number of reaction pathways leading to all large 1-olefins in both methyl esters. Since RME contains about 60% methyl oleate and only about 2% methyl stearate,

we should expect the methyl oleate computed results to be a more accurate simulation for the RME experiments.

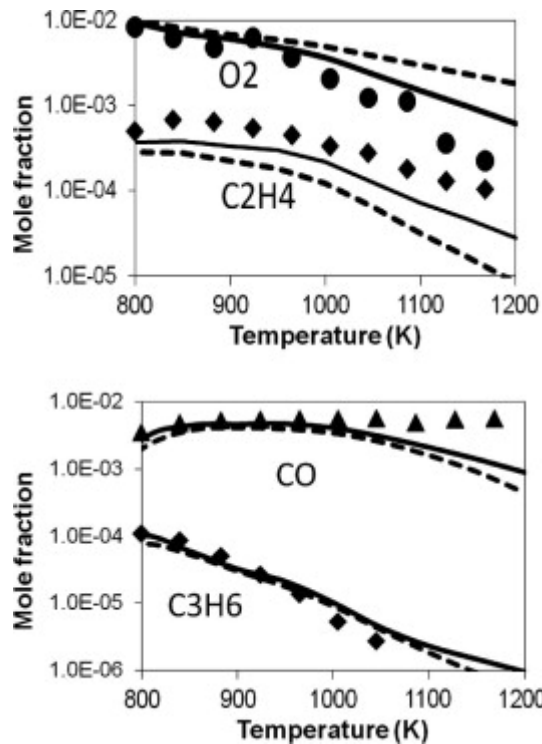


Figure 3. Comparisons between experiments [14] and computed species profiles in jet-stirred reactor. Experiments (symbols) used RME as fuel, computations for methyl stearate (solid lines) and methyl oleate (dashed lines), 10 bar, $\phi = 1.0$.

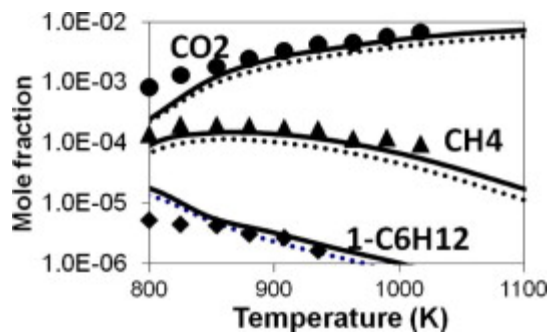


Figure 4. Comparisons between experiments [14] and computed species profiles in jet-stirred reactor. Experiments (symbols) used RME as fuel, computations for methyl stearate (solid lines) and methyl oleate (dashed lines), 10 bar, $\phi = 0.5$.

We used the methyl ester mechanisms to predict their ignition delay times for a class of shock tube problems that has been used widely to study the influence of molecular structure on ignition. The original experiments were carried out by Adomeit and co-workers [27-29] and examined *n*-heptane, *n*-decane and *iso*-octane ignition at pressures of 13.5 and 40 bar pressure over a range of temperatures that included the region of negative temperature coefficient (NTC). They found that the *n*-alkanes ignited at very nearly the same rates over the entire temperature range, while *iso*-octane was considerably slower to ignite within the narrower temperature range from about 700 to 900 K. The computed results for methyl stearate and methyl oleate are shown as lines in Figure 5

and both show a distinct region of NTC behavior over the same range of temperatures as those seen experimentally for the alkane fuels. The experimental results for *n*-heptane and *n*-decane are shown as symbols in Figure 5, and computed results [30] are shown for *n*-hexadecane, which has nearly the same C chain length as these methyl esters. The similarities between all the *n*-alkanes are evident, and the methyl ester mechanisms show that methyl oleate is moderately less reactive than methyl stearate only in the NTC region. It appears that the C=C double bond in the middle of the methyl oleate molecule is indeed reducing its overall rate of alkylperoxy radical isomerization, when compared to methyl stearate. As noted above, the double bond is assumed to reduce the rate of RO₂ and OOROOH isomerization when the double bond is imbedded in the transition state ring for these reactions, thereby reducing the overall rate of low temperature chain branching.

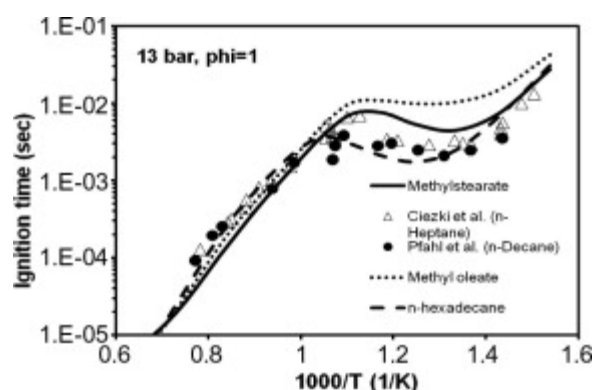


Figure 5. Autoignition of stoichiometric methyl stearate/air and methyl oleate/air at 13.5 atm. Also shown are experimental results for *n*-heptane/air [27], *n*-decane/air [29] and computed results for *n*-hexadecane [30].

Further insight into the combustion kinetics of these two C₁₉ esters can be seen from reaction pathway analysis for methyl stearate, which shows the fuel consumption reactions for reaction of stoichiometric fuel/air mixtures at 800 K and 12 atm, at a time where 10% of the fuel has been consumed. Since most of the C–H bonds in methyl stearate are the same, H atom abstraction by radicals is the same at each of these sites. The abstraction rates of H atom in the two terminal methyl groups are slower, due to the stronger primary C–H bonds and are not shown, and the abstraction of the H atoms from the C adjacent to the carbonyl group are faster, due to this weaker C–H bond. Zhang and Boehman [31] commented on the relative importance of H atom abstraction from this α -site in alkyl ester combustion, in their case in a motored engine.

Part of the great variety of low temperature reaction pathways for these methyl esters is illustrated in Figure 6, showing the reaction pathways that follow the abstraction of an H atom from the C adjacent to the carbonyl group in methyl stearate. As noted above, this is the largest individual H atom abstraction path from methyl stearate, due to this being the weakest C–H bond in the molecule. At the 800 K temperature of this example, β -scission of the resulting radical is a relatively minor process, producing the alkyl radical 1-C₁₅H₃₁ and a small carbonyl molecule. The most important reaction of the methyl stearate radical is addition of O₂ at the radical site to produce a carbonyl version of RO₂, which then abstracts an H atom from any one of several nearby sites within the molecule. The fastest internal H atom abstractions involve six- and seven-membered transition state rings, both of which are shown in Figure 6. Both processes can lead to further addition of O₂ and production of multiple radical species, especially OH, which provide chain branching. Also shown

in the figure is the fact that this second O_2 addition is particularly dominant in the pathway leading from the six-membered transition state ring. Some of the smaller fragments of decomposition include radicals and stable species which lead to CO_2 at these low temperatures, which has implications for the relative inefficiency of methyl esters for soot reduction in diesel engines, when compared with other oxygenated fuels [4].

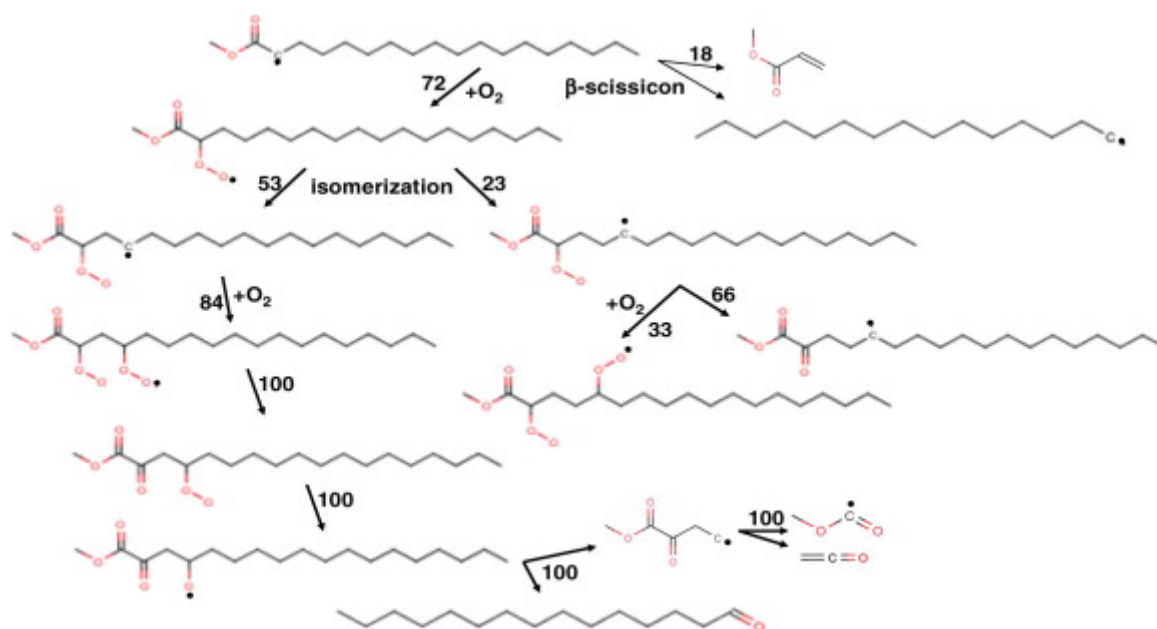


Figure 6. Computed results for consumption of methyl stearate radical at 800 K, 12 bar.

In methyl oleate, the allylic and vinylic bonds change the balance in rates of H atom abstraction that was seen in the methyl stearate fluxes. Radical addition to the double bond contributes slightly to the overall rate of reaction, but most of the methyl oleate consumption again occurs via H atom abstraction. The rate of abstraction from the site adjacent to the carbonyl group is again higher than abstractions from the many secondary C–H bond sites, but abstraction from the allylic sites is even faster, and abstraction from the vinylic sites is much too slow to be important. We are using rates for these allylic and vinylic site abstraction reactions proposed by Herbinet et al. [26] and Mehl et al. [25], which lead to a total rate of fuel consumption that is nearly the same overall in the two fuels but not as evenly distributed over the fuel molecule for methyl oleate. In fact, the most favored H atom abstractions in methyl oleate are from these allylic sites; subsequent addition of O_2 to these resulting allylic sites at low temperatures leads to a majority of the RO_2 species being produced close to the double bond (note that we are using RO_2 in a more general sense than in alkane oxidation, where R is often used to represent a true alkyl radical. Here, we are using R to represent a radical produced by removal of one H atom from either methyl stearate or methyl oleate). Since the rates of RO_2 isomerization reactions, which lead to most of the low temperature chain branching in these kinetic systems [17,18], are significantly reduced when a double bond is imbedded in the transition state ring, the overall rate of chain branching in methyl oleate is sharply reduced relative to that in methyl stearate. The allylic sites in methyl oleate that result from its double bond force the majority of RO_2 formation to occur close to the double bond, which then limits the subsequent rate of isomerization and reduces the overall rate of ignition relative to the saturated methyl stearate.

These kinetic features due to the presence of double bonds in methyl esters and the way they preferentially reduce the rates of chain branching sequences are responsible for the observations of Zhang et al. [22] that combustion of unsaturated C_9 esters was slower than comparable saturated esters. Sarathy et al. [32] recently studied combustion of methyl butanoate and its unsaturated analog methyl crotonate, and while they observed higher levels of unsaturated intermediate species such as acetylene in the methyl crotonate results, the two fuels burned at very nearly equal rates. That result is still consistent with the present results, since low temperature kinetic pathways do not play any significant role in the combustion rates of methyl butanoate [6,7], so suppression of alkylperoxy radical isomerization with a double bond in methyl crotonate would have little effect on their relative rates of combustion.

4. Conclusions

This study describes the development of reaction mechanisms for two related C_{19} methyl ester fuels, the saturated methyl stearate and methyl oleate, which have a double bond in the middle of the long C chain. These mechanisms were constructed using mostly existing kinetic pathway and reaction rate rules. These mechanisms are used to investigate the relative rates of combustion of these two biodiesel components, with special attention to the influence of the double bond in methyl oleate. These results are consistent with previous studies by Herbinet et al. [26] and Zhang et al. [22] for combustion of other methyl esters and studies by Mehl et al. [25] and Buonaceur et al. [24] that the double bond suppresses RO_2 and $OOROOH$ isomerization rates in which the double bond is embedded in the transition state ring. It is expected that addition of further double bonds to the methyl ester chain, such as for other components of biodiesel fuels including those in Table 1, will lead to further inhibitions of their low temperature chain branching rates and overall reduced low temperature reaction rates. The present reaction mechanism for methyl stearate and methyl oleate is available on our website [33].

Acknowledgments

This work was supported in part by the US Department of Energy, Office of Vehicle Technologies, and the authors thank program managers Gurpreet Singh and Kevin Stork for their support. This work performed under the auspices of the US Department of Energy by Lawrence Livermore National Laboratory under Contract DE-AC52-07NA27344.

References

- [1] A. Tsolakis, A. Megaritis, M.L. Wyszynski, K. Theinnoi, *Energy*, 32 (2007), pp. 2072–2080
- [2] M.E. Tat, P.S. Wang, J.H. Van Gerpen, T.E. Clemente, *J. Am. Oil Chem. Soc.*, 84 (2007), pp. 865–869
- [3] R.L. McCormick, J.D. Ross, M.S. Graboski, *Environ. Sci. Technol.*, 21 (4) (1997), pp. 1144–1150
- [4] C.K. Westbrook, W.J. Pitz, H.J. Curran, *J. Phys. Chem. A*, 110 (2006), pp. 6912–6922

- [5] J. Van Gerpen, B. Shanks, R. Pruszko, D. Clements, G. Knothe, Biodiesel production technology, National Renewable Energy Laboratory subcontractor report NREL/SR-510-36244, 2004.
- [6] E.M. Fisher, W.J. Pitz, H.J. Curran, C.K. Westbrook, *Proc. Combust. Inst.*, 28 (2000), pp. 1579–1586
- [7] S. Gail, M.J. Thomson, S.A. Syed et al., *Proc. Combust. Inst.*, 31 (2007), pp. 305–311
- [8] A. Farooq, D.F. Davidson, R.K. Hanson, L.K. Huynh, A. Violi, *Proc. Combust. Inst.*, 32 (2009), pp. 247–253
- [9] W.K. Metcalfe, C. Togbé, P. Dagaut, H.J. Curran, J.M. Simmie, *Combust. Flame*, 156 (2009), pp. 250–260
- [10] L. Gasnot, V. Decottignies, J.F. Pauwels, *Fuel*, 84 (2005), pp. 505–518
- [11] S.M. Walton, M.S. Wooldridge, C.K. Westbrook, *Proc. Combust. Inst.*, 32 (2009), pp. 255–262
- [12] C.K. Westbrook, W.J. Pitz, P.R. Westmoreland et al., *Proc. Combust. Inst.*, 32 (2009), pp. 221–228
- [13] M.H. Hakka, H. Bennadji, J. Biet et al., *Int. J. Chem. Kin.*, 42 (2010), pp. 226–252
- [14] P. Dagaut, S. Gail, M. Sahasrabudhe, *Proc. Combust. Inst.*, 31 (2007), pp. 2955–2961
- [15] A. Ristori, P. Dagaut, M. Cathonnet, *Combust. Flame*, 125 (2001), pp. 1128–1137
- [16] O. Herbinet, W.J. Pitz, C.K. Westbrook, *Combust. Flame*, 154 (2008), pp. 507–528
- [17] H.J. Curran, P. Gaffuri, W.J. Pitz, C.K. Westbrook, *Combust. Flame*, 114 (1998), pp. 149–177
- [18] H.J. Curran, P. Gaffuri, W.J. Pitz, C.K. Westbrook, *Combust. Flame*, 129 (2002), pp. 253–280
- [19] J. Biet, M.H. Hakka, V. Warth, P.A. Glaude, F. Battin-Leclerc, *Energy Fuel*, 22 (2008), pp. 2258–2269
- [20] P.A. Glaude, O. Herbinet, S. Bax, J. Biet, V. Warth, F. Battin-Leclerc, *Combust. Flame*, 157 (2010), pp. 2035–2050
- [21] O. Herbinet, J. Biet, H.M. Hakka et al., *Proc. Combust. Inst.*, 33 (2011), pp. 391–398
- [22] Y. Zhang, Y. Yang, A.L. Boehman, *Combust. Flame*, 156 (2009), pp. 1202–1213
- [23] G. Vanhove, M. Ribaucour, R. Minetti, *Proc. Combust. Inst.*, 30 (2005), pp. 1065–1072

- [24] R. Bounaceur, V. Warth, B. Sirjean, P.A. Glaude, R. Fournet, F. Battin-Leclerc, *Proc. Combust. Inst.*, 32 (2009), pp. 387–394
- [25] M. Mehl, G. VanHove, W.J. Pitz, E. Ranzi, *Combust. Flame*, 155 (2008), pp. 756–772
- [26] O. Herbinet, W.J. Pitz, C.K. Westbrook, *Combust. Flame*, 157 (2009), pp. 893–908
- [27] H.K. Ciezki, G. Adomeit, *Combust. Flame*, 93 (1993), pp. 421–433
- [28] K. Fieweger, R. Blumenthal, G. Adomeit, *Combust. Flame*, 109 (1997), pp. 599–619
- [29] U. Pfahl, K. Fieweger, G. Adomeit, *Proc. Combust. Inst.*, 26 (1996), pp. 781–789
- [30] C.K. Westbrook, W.J. Pitz, O. Herbinet, H.J. Curran, E.J. Silke, *Combust. Flame*, 156 (2009), pp. 181–199
- [31] Y. Zhang, A.L. Boehman, *Combust. Flame*, 157 (2010), pp. 546–555
- [32] S.M. Sarathy, S. Gail, S.A. Syed, M.J. Thomson, P. Dagaut, *Proc. Combust. Inst.*, 31 (2007), pp. 1015–1022
- [33] These mechanisms can be obtained from:
https://www-pls.llnl.gov/?url=science_and_technology-chemistry-combustion