



HAL
open science

A highly anisotropic nonlinear elasticity model for vesicles I. Eulerian formulation, rigidity estimates and vanishing energy limit

Benoit Merlet

► **To cite this version:**

Benoit Merlet. A highly anisotropic nonlinear elasticity model for vesicles I. Eulerian formulation, rigidity estimates and vanishing energy limit. 2013. hal-00848547v1

HAL Id: hal-00848547

<https://hal.science/hal-00848547v1>

Submitted on 26 Jul 2013 (v1), last revised 2 Sep 2014 (v5)

HAL is a multi-disciplinary open access archive for the deposit and dissemination of scientific research documents, whether they are published or not. The documents may come from teaching and research institutions in France or abroad, or from public or private research centers.

L'archive ouverte pluridisciplinaire **HAL**, est destinée au dépôt et à la diffusion de documents scientifiques de niveau recherche, publiés ou non, émanant des établissements d'enseignement et de recherche français ou étrangers, des laboratoires publics ou privés.

Benoît Merlet

A highly anisotropic nonlinear elasticity model for vesicles I. Eulerian formulation, rigidity estimates and vanishing energy limit

24 July 2013

Abstract We propose a nonlinear elasticity model for vesicle membranes which is an Eulerian version of a model introduced by Pantz and Trabelsi. We describe the limit behavior of sequences of configurations whose energy goes to 0 in a fixed domain. The material is highly anisotropic and the analysis is based on some rigidity estimates adapted to this anisotropy. The main part of the paper is devoted to these estimates and to some of their consequences. The strongest form of these estimates are used in a second article to derive the thin-shell limit bending theory of the model.

Keywords Calculus of Variation · Helfrich functional · Willmore functional · Rigidity estimates · Non-linear elasticity · Lipid bilayers

Mathematics Subject Classification (2000) 49Q10 · 74B20 · 74K25 · 74K25

1 Introduction

In an aqueous environment, the components of biological or artificial vesicles self-assemble spontaneously to form large structures. Usually these components are phospholipid molecules with a hydrophilic head and two hydrophobic hydrocarbon chains. This variation of the solubility along the molecules drives the aggregation process. To lower their energy, the phospholipids form small spheres called micelles, with heads pointing towards the surrounding aqueous medium and tails pointing toward the center. They also aggregate to form large membranes made of two monomolecular layers with all hydrophobic tails pointing toward the interior — see Figure 1.1. Because open sheet configurations would involve a huge edge energy, the bilayers form closed encapsulating structures. The enclosed area and the bilayer membrane are called a vesicle. The composition of the fluid inside a vesicle may differ from that of the surrounding medium. For this reason, vesicles play a crucial role in the organization of substances in living cells.

The vesicles membranes are a few nanometer thick whereas their size can reach the order of tenth of micrometers. In such a situation we can consider that the size of the vesicle is large with respect to the thickness of its membrane ($\text{diam}(S) \gg 2\epsilon$) and it is tempting to model the membrane as a surface $\Sigma = \partial O$ and to define its free energy as a function of its geometry. This

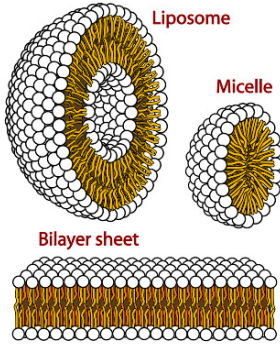


Fig. 1.1 Main phospholipid structures.

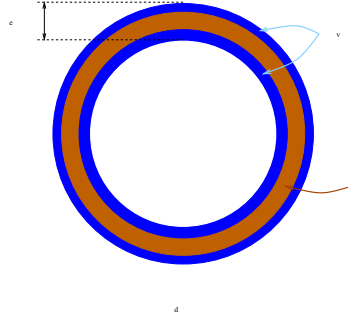


Fig. 1.2 A minimizing configuration for the model of Peletier and Röger.

point of view has been introduced by Canham [2] and Helfrich [5] — see also the review paper by Seifert [13] for a description of such models and comparisons to experiments. Vesicle membranes do not behave as other interfaces as their shapes are well described by the optimization of a bending energy and not by surface-tension theories. In the seminal paper [5], Helfrich considers an inextensional membrane represented by the surface Σ whose elastic energy is given by the integral over Σ of a second order polynomial function of its principal curvatures. This assumption includes the invariance of the stored energy function with respect to rotations in the tangent plane to the surface Σ . Under these conditions, he deduces the general form of the free energy of a membrane:

$$\mathcal{W}_{Hel} = \kappa_1 \int_{\Sigma} |h - \mu|^2 + \kappa_2 \int_{\Sigma} K + \kappa_3 \mathcal{H}^2(\Sigma).$$

In this formula h denotes the scalar mean curvature of Σ and K denotes its Gauss curvature. These quantities are derived from the second fundamental form of Σ which is defined as $II = \nabla_{\Sigma} n$ where n is the outward unit normal to $\Sigma = \partial O$. With this notation, $K := \det II$ and $h := \text{Tr} II = \nabla_{\Sigma} \cdot n$ — notice that the sign of the scalar mean curvature depends on the choice of the orientation on Σ . Thanks to the Gauss-Bonnet formula, the second term of \mathcal{W}_{Hel} only depends on the genus of Σ and by inextensionality, the last term is a constant. Hence, it is equivalent to consider the energy

$$\mathcal{W}_{\mu} = \int_{\Sigma} |h - \mu|^2. \quad (1.1)$$

The parameter $\mu \in \mathbf{R}$ accounts for the spontaneous curvature of the membrane which may arise for instance from differences between the properties of the environment on both sides of the membrane. When $\mu = 0$, the energy simplifies to the Willmore functional

$$\mathcal{W}(\Sigma) = \int_{\Sigma} |h|^2. \quad (1.2)$$

Our purpose is to derive rigorously the Helfrich energy \mathcal{W}_{μ} as a limit as ε goes to 0 of a 3-D model of nonlinear elasticity for vesicle membranes with small but positive thickness $2\varepsilon > 0$. Our work follows other attempts in this direction. Let us mention a very interesting model involving thick membranes introduced by Peletier and Röger in [10]. Their model is based on the description of the location of the tails and the heads of the lipid molecules thanks to density functions — see Figure 1.2. The Willmore energy appears as a second order term in the Γ -limit expansion of the family of energies that they consider.

The Helfrich energy also arises as the Γ -limit of some phase field models, see *e.g.* [1, 7]. Such

models are used to approximate the Willmore energy in image processing and our work may appear as an alternative in this field.

One can already find formal derivations of the energy of vesicle membranes from 3-D elasticity theory [12,3]. In these papers it is either assumed that the lipid molecules are rigid rods, or that the deformation of the material varies linearly in the out-of-plane direction.

Our choice of a continuum mechanics description is disputable. Indeed, since the thickness of a vesicle membrane is of the same order as the length of the molecules that make it up, we believe that an accurate model should be based on quantum mechanics or, at least, on a discrete description of the material. The finite thickness model for vesicle membranes is relevant as an intermediate description between a two-dimensional bending theory and models accounting for interactions between discrete objects. Our model is also oblivious to various phenomena such as phase transitions in the membrane, fluid flows or the possible presence of a cytoskeleton strengthening the membrane.

1.1 A highly anisotropic model in nonlinear elasticity

The lipids in a vesicle membrane are held together by non-covalent bonds. If the aqueous environment prevents membrane lipids from escaping from the bilayer, nothing stops them from moving about and changing places with one another within the bilayer. Hence, the membrane behaves as a two dimensional fluid. On the other hand, the membrane is a structure which resists to stretching and bending and it can also be considered as a solid. Here, we propose to model the vesicle membrane as a degenerated elastic material. In the sequel, we will switch to an Eulerian formalism but we start from the more familiar Lagrangian description. We represent a piece of membrane as the result of the deformation of a reference domain $S \times (-\varepsilon, \varepsilon)$ where S is a surface and 2ε is the natural thickness of the membrane. The deformation and displacement of the membrane are given by a (one to one) mapping,

$$\Phi : S \times (-\varepsilon, \varepsilon) \longrightarrow \mathbf{R}^3.$$

The free energy associated to such deformation reads

$$\mathcal{F}(\Phi) = \int_{S \times (-\varepsilon, \varepsilon)} f(D\Phi(x)) dx,$$

where $f : \mathbf{R}^{3 \times 3} \rightarrow \mathbf{R}_+$ is the so called stored energy function. For simplicity, let us assume that $S \subset \mathbf{R}^2$ is a piece of a plane and that $f(Id) = 0$.¹

Since, the membrane is a two dimensional fluid, the stored energy function has to be anisotropic. For an isotropic material, the symmetries of the problem are given by the relations $f(D\Phi(x)R) = f(D\Phi(x))$ for any $R \in \text{SO}(3)$. Here, we expect that for any deformation Φ of the form

$$\Phi(x) = (\Phi'(x_1, x_2), x_3) \quad \text{with } \Phi' \in C^1(S, \mathbf{R}^2) \text{ volume preserving,} \quad (1.3)$$

we have $f(D\Phi(x)) = 0$. We deduce that $f(D\Phi(x)A) = f(D\Phi(x))$ for any $A \in \text{SL}(3)$ such that $A\mathbf{e}_3 = \mathbf{e}_3$ and $A\mathbf{e}_3^\perp \subset \mathbf{e}_3^\perp$. This leads to

$$f(D\Phi(x)) = g(\partial_1 \Phi(x) \times \partial_2 \Phi(x), \partial_3 \Phi(x)), \quad (1.4)$$

for some $g : \mathbf{R}^3 \times \mathbf{R}^3 \rightarrow \mathbf{R}$. Moreover,

$$f(D\Phi(x)) = 0 \iff \partial_1 \Phi(x) \times \partial_2 \Phi(x) = \partial_3 \Phi(x) \in S^2. \quad (1.5)$$

¹ These restrictions rule out non-vanishing spontaneous curvatures but we will recover the general case in the Eulerian setting, at the end of the next subsection.

Notice that there exist smooth functions f complying to the above symmetries for which equivalence holds — for instance $f(D\Phi(x)) = |\partial_1 \Phi(x) \times \partial_2 \Phi(x) - \partial_3 \Phi(x)|^2 + (|\partial_3 \Phi(x)|^2 - 1)^2$. The set of zero-energy deformations is larger than in the isotropic case. In this sense, we consider a highly anisotropic model.

Such stored energy functions have been proposed and studied by Pantz and Trabelsi in [9], where they perform a formal asymptotic analysis. With their notation, the present model corresponds to $\mathscr{W}_0 \equiv 0$. It is fair to mention that the present study has been suggested by Olivier Pantz.

We have described the set of zero-energy deformations. Before switching to the Eulerian setting, let us briefly describe the simplest elements of the complement of this set: linear deformations which are penalized by an energy cost. In view of (1.5) the linear deformations which may cause an increase of the free energy are combinations of the form $\Phi = R \circ \Phi_1 \circ \Phi_2 \circ \Phi_3$ where R is a rotation and at least one of these elementary linear deformation Φ_i is not the identity. These elementary deformations are:

- a variation of the width of the membrane $\Phi_1(x', s) = (x'/\sqrt{\lambda}, \lambda s)$ with $\lambda > 0$,
- an isotropic variation of the density of the material, $\Phi_2(x) = \lambda x$,
- a tilt deformation of the form $\Phi_3(x', s) = \lambda x' + s\mathbf{e}$, with $\lambda > 0$, $\mathbf{e} \in S^2$ and $\det D\Phi_3 = \lambda^2 \mathbf{e} \cdot \mathbf{e}_3 = 1$ — see Figure 1.3.

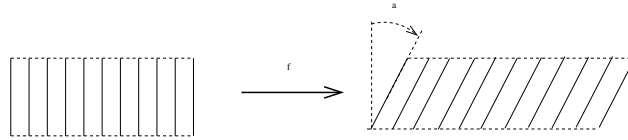


Fig. 1.3 A tilt deformation.

1.2 Eulerian version of the model

In order to achieve a rigorous Γ -limit analysis, we have to establish some compactness results for sequences of deformations satisfying uniform energy bounds. For this task, the Lagrangian point of view is troublesome. Indeed, since any planar volume preserving rearrangement of the form (1.3) does not affect the energy, any compactness statement can only conclude to convergence up to right composition by such rearrangement. We avoid these difficulties by considering the Eulerian counterpart of the above model. This is also consistent with the fluid nature of the membrane.

Let us set $\Omega = \Phi(S \times (-\varepsilon, \varepsilon))$ and rewrite the energy as a function of $\Psi = \Phi^{-1}$. We obtain formally,

$$\mathcal{F}_{Eu}(\Psi, \Omega) = \int_{\Omega} f(D\Psi^{-1}(y)) \det D\Psi(y) dy = \int_{\Omega} f_{Eu}(D\Psi).$$

The symmetry hypotheses on the Lagrangian model transpose as

$$f_{Eu}(AD\Psi(y)) = f_{Eu}(D\Psi(y))$$

for any $A \in \text{SL}(3)$ such that $A\mathbf{e}_3 = \mathbf{e}_3$ and $A\mathbf{e}_3^\perp \subset \mathbf{e}_3^\perp$. The counterparts of (1.4) and (1.5) write,

$$\begin{aligned} f_{Eu}(D\Psi(y)) &= g_{Eu}(\nabla\Psi_1(y) \times \nabla\Psi_2(y), \nabla\Psi_3(y)), \\ f_{Eu}(D\Psi(y)) = f_{Eu}(Id) &\iff \nabla\Psi_1(y) \times \nabla\Psi_2(y) = \nabla\Psi_3(y) \in S^2. \end{aligned} \quad (1.6)$$

Let us now get rid of the Lagrangian formalism. From the reverse deformation Ψ , we only need to keep track of the two following fields defined on Ω ,

$$\sigma := \nabla\Psi_1 \times \nabla\Psi_2 \quad \text{and} \quad t := \Psi_3.$$

By Piola identity, we know that $\nabla \cdot \sigma = 0$ in Ω . We also see that $|t| < \varepsilon$ in Ω and, if Φ is sufficiently smooth, that $t = \pm\varepsilon$ on $\partial\Omega$. Our model then rewrites formally as,

$$\mathcal{F}_{Eu}(\sigma, \tau, \Omega) = \int_{\Omega} g_{Eu}(\sigma(y), \tau(y)) dy.$$

where Ω is an open set, σ is divergence free vector field on Ω and where there exists $t \in C(\bar{\Omega}, [-\varepsilon, \varepsilon])$ such that $\Omega = \{|t| < \varepsilon\}$ and $\tau = \nabla t$.

The quantities σ and t have natural physical significations. We can see the reference shape $S \times (-\varepsilon, \varepsilon)$ as a collection of fibers with length 2ε , indexed by $x' \in S$ and oriented by \mathbf{e}_3 . Given $x' \in S$, the corresponding reference fiber is described by (x', s) where the abscissa s on the fiber ranges from $-\varepsilon$ to ε . The deformation of this fiber is given by $\varphi_{x'}(s) = \Phi(x', s)$. If we consider a single deformed fiber passing at some point $y \in \Omega$, then $t(y)$ gives the abscissa at this point on the corresponding reference fiber, that is the natural abscissa of this point on the fiber at rest. On the other hand, the relation $\Psi = \Phi^{-1}$ shows that $\sigma(y) = \nabla\Psi_1 \times \nabla\Psi_2(y)$ is the flux of fibers passing at point y .

Therefore, σ gives the local direction of the oriented fibers and $\tau = \nabla t$ is orthogonal to the level sets of the fiber natural abscissa. The relations on the right hand sides of (1.6) mean that these directions are equal (no tilt), that the local elastic fiber is not stressed and that the local density of matter is the density at rest.

In order to take into account a possible spontaneous curvature of the membrane, we relax the divergence free condition on σ to the condition,

$$\nabla \cdot \sigma = \mu \quad \text{in } \mathbf{R}^3.$$

The parameter $\mu \in \mathbf{R}$ depends on the material. At micro-scale, this amounts to consider that fibers have a linearly varying ‘‘thickness’’ along their abscissa. We can also obtain this spontaneous curvature model from the Lagrangian model by considering stressed reference shapes.

Eventually, we want to model closed membranes which separate the inside from the outside. To achieve this we assume that we can extend t as a continuous function on \mathbf{R}^3 with values into $[-\varepsilon, \varepsilon]$. By convention, we assume $t \equiv \varepsilon$ in the neighborhood of infinity. The domain of the membrane is still $\{|t| < \varepsilon\}$ and the area $\{t = -\varepsilon\}$ defines the interior of the vesicle.

1.3 The general model in dimension d and the zero energy limit

Since it does not create any additional difficulty, we fix an integer $d \geq 2$ and set the problem in \mathbf{R}^d . The physical case corresponds to $d = 3$.

Given $\mu \in \mathbf{R}$ and $\varepsilon > 0$, a membrane of thickness 2ε in \mathbf{R}^d is modeled by a bounded open set $\Omega \subset \mathbf{R}^d$ and two mappings $\tau \in L^2(\mathbf{R}^d, \mathbf{R}^d)$ and $\sigma \in L^2(\Omega, \mathbf{R}^d)$. These objects are subjected to a set of constraints:

- there exists $t \in W_{loc}^{1,2}(\mathbf{R}^d) \cap C(\mathbf{R}^d, [-\varepsilon, \varepsilon])$ such that $\tau = \nabla t$.
- $\Omega = \{y \in \mathbf{R}^d : |t|(y) < \varepsilon\}$.
- $\nabla \cdot \sigma \equiv \mu$ in $\mathcal{D}'(\Omega)$.

We will say that a configuration $a = (\sigma, \nabla t, \Omega)$ complying to these hypotheses is an ε -membrane.

The elastic energy associated to an ε -membrane has the form

$$\mathcal{F}(a) := \int_{\Omega} f(\sigma(y), \nabla t(y)) dy,$$

where $f \in C(\mathbf{R}^d \times \mathbf{R}^d, \mathbf{R}_+)$ depends on the material. In our context, the stored-energy functions f of interest vanish on the sphere

$$\mathbb{S}^{d-1} := \{(e, e) : e \in \mathbb{S}^{d-1}\} \subset \mathbf{R}^d \times \mathbf{R}^d,$$

We assume that the stored energy function is not degenerated with respect to this property, that is $f(\cdot)/d(\cdot, \mathbb{S}^{d-1})^2$ is bounded from below by a positive constant on $\mathbf{R}^d \times \mathbf{R}^d \setminus \mathbb{S}^{d-1}$.

1.4 Heuristic for thin vesicle membranes

For an ε -membrane $(\sigma, \nabla t, \Omega)$ with moderate energy, the vector fields ∇t and σ should be close from one another, with magnitudes close to 1. If we have exactly $(\sigma, \nabla t) \in \mathbb{S}^{d-1}$ then $\Delta t = \nabla \cdot \sigma = \mu$. We conclude that $\tau = \nabla t$ is a unit magnitude harmonic vector field for which the following Liouville type property holds.

Let $O \subset \mathbf{R}^d$, open. If $\tau : O \rightarrow \mathbb{S}^{d-1}$ is harmonic. Then τ is locally constant. (1.7)

Proof (of (1.7)) Let $B \subset \bar{B} \subset O$ be an open ball with center y . Using $|\tau| \equiv 1$ and the mean value property, we compute,

$$\int_B \frac{|\tau - \tau(y)|^2}{2} = 1 - \tau(y) \cdot \int_B \tau = 1 - |\tau(y)|^2 = 0,$$

and τ is constant in B . □

In this zero energy case, the domain $\Omega = \{|t| < \varepsilon\}$ can only be a disjoint union of plates with width 2ε . It can not model a finite closed membrane: in our setting, membranes are always stressed.

To treat the case of a small but non-vanishing energy, we establish below rigidity inequalities which roughly state that if $(\sigma, \nabla t)$ is close to \mathbb{S}^{d-1} in some domain, then σ and ∇t are close to the same constant vector field in this domain. We expect that for configurations with a moderate energy, Ω is almost the ε -neighborhood of some close surface Σ and that σ and ∇t are close to the unit normal to Σ .

To get a more intuitive understanding of the link between our finite thickness model and Helfrich bending theory for surfaces, let us consider a fixed smooth hypersurface $\Sigma = \partial O \subset \mathbf{R}^d$ and let us build a family of ε -membranes with moderate energy and whose domain is the ε -neighborhood of Σ .

Let $\mu \in \mathbf{R}$ and let $O \subset \mathbf{R}^d$ be a smooth bounded open set, let $\Sigma = \partial O$ and ν be the outward unit normal on ∂O . We first define the function t as the signed distance function from Σ .

$$t(y) := d(y, O) - d(y, \mathbf{R}^d \setminus O).$$

Then for $\varepsilon > 0$, we set $\Omega_\varepsilon = \{y : |t(y)| < \varepsilon\}$ and

$$t_\varepsilon(y) := \begin{cases} t(y) & \text{if } y \in \Omega_\varepsilon, \\ \pm \varepsilon & \text{if } \pm t(y) \geq \varepsilon. \end{cases}$$

For $\varepsilon > 0$ small enough the function t_ε is smooth in Ω_ε and $|\nabla t_\varepsilon| \equiv 1$ in Ω_ε . We then need to define a vector field $\sigma_\varepsilon \in L^2(\Omega_\varepsilon)$, close to ∇t_ε which satisfies $\nabla \cdot \sigma_\varepsilon \equiv \mu$ in $\mathcal{D}'(\Omega_\varepsilon)$. For this, we consider the mapping

$$\psi : \Sigma \times \mathbf{R} \rightarrow \mathbf{R}^d, \quad \psi(x, s) := x + s\nu(x).$$

There exists $\varepsilon_* > 0$ such that ψ is a smooth diffeomorphism from $\Sigma \times (-\varepsilon_*, \varepsilon_*)$ onto its image Ω_* . The inverse mapping is given by $\Psi^{-1} = (\pi, t)$ where π is the orthogonal projection on Σ .

As an ansatz, we look for a vector field $\sigma : \Omega_* \rightarrow \mathbf{R}^d$ of the form

$$\sigma(y) = \frac{\lambda(\pi(y), t(y))}{\det[Id + t(y)\nabla_\Sigma \nu(\pi(y))]} \nabla t(y),$$

with $\lambda(x, 0) = 1$ for $x \in \Sigma$. The condition on $\nabla \cdot \sigma \equiv \mu$ in Ω_* is equivalent to

$$\int_{\Omega_*} \nabla \varphi \cdot \sigma = -\mu \int_{\Omega_*} \varphi \quad \text{for every } \varphi \in \mathcal{D}(\Omega_*).$$

Using the change of variable $y = \Psi(x, s)$ and noticing that the Jacobian determinant of Ψ is $J_\Psi(x, s) = \det[Id + sD\nu(x)]$, we get

$$\begin{aligned} \int_{\Sigma} \int_{-\varepsilon_*}^{\varepsilon_*} \lambda(x, s) \frac{d}{ds} [\psi(x + s\nu(x))] ds d\mathcal{H}^{d-1}(x) \\ = -\mu \int_{\Sigma} \int_{-\varepsilon_*}^{\varepsilon_*} \psi(x + s\nu(x)) \det(Id + s\nabla_\Sigma \nu(x)) ds d\mathcal{H}^{d-1}(x). \end{aligned}$$

Integrating by parts in s in the left hand side, we deduce that λ satisfies the ordinary differential equation, $\partial_s \lambda(x, s) = \mu \det(Id + s\nabla_\Sigma \nu(x))$. With the condition $\lambda(x, 0) = 1$ on Σ , we obtain

$$\sigma(x + s\nu(x)) = \left(\frac{1 + \mu \int_0^s \det(Id + r\nabla_\Sigma \nu(x)) dr}{\det(Id + s\nabla_\Sigma \nu(x))} \right) \nu(x).$$

Expanding the determinant with respect to s , this yields

$$\sigma(x + s\nu(x)) = \nu(x) - s(h(x) - \mu)\nu(x) + O(s^2),$$

where $h(x) = \nabla_\Sigma \cdot n\nu(x)$ is the scalar mean curvature on Σ .

Now, for $\varepsilon \in (0, \varepsilon_*)$, we set

$$\sigma_\varepsilon(y) := \begin{cases} \sigma(y) & \text{if } y \in \Omega_\varepsilon, \\ 0 & \text{if } y \in \mathbf{R}^d \setminus \Omega_\varepsilon. \end{cases}$$

For $x \in \Sigma$ and $s \in (-\varepsilon, \varepsilon)$, we have $\nabla t_\varepsilon(x + s\nu(x)) = \nu(x)$ and $\sigma_\varepsilon(x + s\nu(x)) = \nu(x) - s(h(x) - \mu)\nu(x) + O(s^2)$. Taking into account the identity $Df \equiv 0$ on \mathbb{S}^{d-1} , we see that the energy of $a_\varepsilon = (\sigma_\varepsilon, \nabla t_\varepsilon, \Omega_\varepsilon)$ expands as

$$\mathcal{F}(a_\varepsilon) = \varepsilon^3 \int_{\Sigma} c(D^2 f(\nu, \nu))(h - \mu)^2 + O(\varepsilon^4),$$

where the function c depends on the Hessian matrix of f on \mathbb{S}^{d-1} .

In view of these computations, we expect that under symmetry hypotheses on f , the Helfrich energy (1.1) arises as the limit as ε tends to 0 of the family $\{\mathcal{F}/\varepsilon^3\}$ defined on ε -membranes. This analysis is performed in the second part [8] of this paper in the case $\mu = 0$ and under further hypotheses and volume constraints. In the language of Γ -convergence, we prove a compactness result, a lower bound result and we establish the matching upper bound in the smooth case.

1.5 The vanishing energy limit

From now, on we assume $\mu = 0$ and, in this first part, we only consider the non-degenerated case $f = f_0$ where

$$f_0(u, v) := |u - v|^2 + (|u| - 1)^2 + (|v| - 1)^2 \quad \text{for every } u, v \in \mathbf{R}^d.$$

The energy functional associated to this particular function is denoted by

$$\mathcal{F}_0(\sigma, \tau, \Omega) := \int_{\Omega} f_0(\sigma(y), \tau(y)) dy. \quad (1.8)$$

As a first step toward the Γ -limit analysis of [8], we study the vanishing energy limit for configurations with fixed typical membrane width. When $(\sigma_{\varepsilon}, \nabla t_{\varepsilon}, \Omega_{\varepsilon})$ is an ε -membrane, we can perform the scaling

$$\Omega_{(\varepsilon)} := \varepsilon^{-1} \Omega_{\varepsilon}, \quad t_{(\varepsilon)}(y) := \varepsilon^{-1} t_{\varepsilon}(\varepsilon y), \quad \sigma_{(\varepsilon)}(y) := \sigma_{\varepsilon}(\varepsilon y).$$

We easily see that $(\sigma_{(\varepsilon)}, \nabla t_{(\varepsilon)}, \Omega_{(\varepsilon)})$ is a 1-membrane and

$$\mathcal{F}_0(\sigma_{(\varepsilon)}, \tau_{(\varepsilon)}, \Omega_{(\varepsilon)}) = \varepsilon^{3-d} \mathcal{F}_0(\sigma_{\varepsilon}, \tau_{\varepsilon}, \Omega_{\varepsilon}).$$

It is thus sufficient to consider membranes of width 2. We prove the following compactness/structure result.

Theorem 1.1 *Let $O \subset \mathbf{R}^d$ be a bounded open set.*

Consider a sequence $a_k = (\sigma_k, \nabla t_k, O_k)$, $k \geq 1$ such that

- i) $O_k \subset O$ is open;*
- ii) $\sigma_k \in L^2(O_k, \mathbf{R}^d)$ is divergence free;*
- iii) $t_k \in W^{1,2}(O, [-1, 1])$, satisfies $t_k = \pm 1$ in $O \setminus O_k$;*
- iv) (t_k) is uniformly equi-continuous on O ;*
- v) we have*

$$\mathcal{F}_0(\sigma_k, \nabla t_k, O_k) \rightarrow 0 \quad \text{as } k \uparrow \infty.$$

Then, there exists $t_{\star} \in W^{1,2}(O) \cap C(\overline{O}, [-1, 1])$ such that, up to extraction,

$$\begin{aligned} t_k &\rightarrow t_{\star} \text{ uniformly in } C(\overline{O}), \text{ weakly in } W^{1,2}(O), \\ &\text{and strongly in } W_{loc}^{1,2}(O_{\star}) \text{ with } O_{\star} := \{y \in O : |t_{\star}|(y) < 1\}. \end{aligned}$$

Moreover, ∇t_{\star} is locally constant with unit magnitude in O_{\star} .

More explicitly, the structure of the limit t_{\star} is the following.

The function t_{\star} is constant (equal to ± 1) on any connected component of $O \setminus \overline{O_{\star}}$.

For any connected component \mathcal{C} of O_{\star} , there exist $e \in S^{d-1}$ and $y_0 \in \mathbf{R}^d$ such that $t_{\star}(y) = (y - y_0) \cdot e$ for $y \in \mathcal{C}$. In particular \mathcal{C} is a connected component of $O \cap \{y \in \mathbf{R}^d : |(y - y_0) \cdot e| < 1\}$ (see Figure 1.4). Let us observe that this structure corresponds to a union of plane membranes with thickness 2 and with fibers aligned along the normal direction.

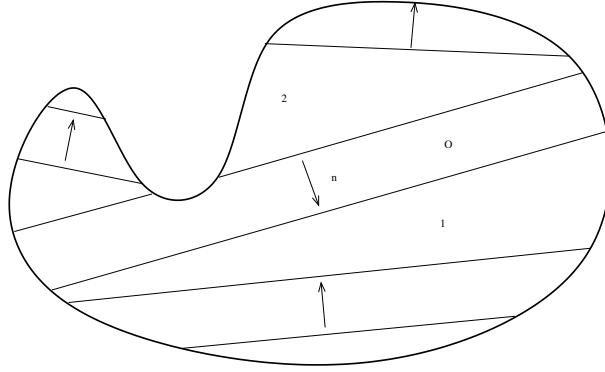


Fig. 1.4 Example of a vanishing energy limit state for which O_* has four connected components.

1.6 Rigidity estimates

The proof of Theorem 1.1 is based on some rigidity estimates. However the more precise rigidity estimates and their corollaries established in the present paper are not required for this task but are motivated by the Γ -convergence analysis exposed in the second part. In particular $\varepsilon - \delta$ type statements are not sufficient for this analysis and we need precise quantitative estimates.

For the compactness and lower bound results of [8], we are led to consider families $\{a_\varepsilon\} = \{(\sigma_\varepsilon, \nabla t_\varepsilon, \Omega_\varepsilon)\}_{0 < \varepsilon \leq 1}$ such that a_ε is ε -admissible and satisfies the energy bound,

$$\mathcal{F}_0(a_\varepsilon) \leq E_0 \varepsilon^3. \quad (1.9)$$

In the proof of the compactness result we build a smooth hypersurface Σ_ε which represents the membrane $(\sigma_\varepsilon, \tau_\varepsilon, \Omega_\varepsilon)$ in the sense that Ω_ε is close in L^1 to the ε -neighborhood of Σ_ε and that the normal ν_ε on Σ_ε is close to ∇t_ε and σ_ε . We then need to establish that the vector field $\nabla t_\varepsilon(y)$ is close in Ω_ε to the normal $\nu_\varepsilon(x)$ of a smooth surface passing through some point x near y . This normal defines a “thickness” direction for the membrane. A natural candidate for such a direction is ∇t_ε , this choice amounts to define Σ_ε as a level set of t_ε . Since ∇t_ε may not be continuous, this choice is not reasonable without preparation: we first need to mollify ∇t_ε . We are then led to consider averaged quantities and address the following issue:

Consider a closed ball $B_{\delta\varepsilon}(x) \subset \Omega_\varepsilon$, where $\delta > 0$ is a small radius. Does there exist a direction $\nu_\varepsilon(x) \in S^{d-1}$ such that ∇t_ε is close to $\nu_\varepsilon(x)$ in $L^2(B_{\delta\varepsilon}(x))$?

The relevant tool to tackle this problem is the energy bound (1.9). This bound indicates that $f_0(\sigma_\varepsilon, \tau_\varepsilon)$ has typical order of ε^2 . This implies that ∇t_ε is close to S^{d-1} in $L^2(\Omega_\varepsilon)$ but also that t_ε is almost harmonic in the following sense.

For every $\psi \in \mathcal{D}(B_{\delta\varepsilon}(x))$, we have, since σ_ε is divergence free:

$$\int_{B_{\delta\varepsilon}(x)} \nabla t_\varepsilon \cdot \nabla \psi = \int_{B_{\delta\varepsilon}(x)} (\nabla t_\varepsilon - \sigma_\varepsilon) \cdot \nabla \psi \leq \left(\int_{B_{\delta\varepsilon}(x)} f_0(\sigma_\varepsilon, \nabla t_\varepsilon) \right)^{1/2} \|\nabla \psi\|_{L^2}.$$

Hence, $\|\Delta t_\varepsilon\|_{H^{-1}(B_{\delta\varepsilon}(x))}^2 \leq \int_{B_{\delta\varepsilon}(x)} f_0(\sigma_\varepsilon, \tau_\varepsilon) = O(\varepsilon^{d+2})$.

It is convenient to introduce the scaled function $\varphi(y) := \frac{1}{\varepsilon} t_\varepsilon(x + \varepsilon y)$. The preceding argument implies that the local energy

$$\mathcal{E} := \int_{B_\delta} (|\nabla \varphi| - 1)^2 + \|\Delta \varphi\|_{H^{-1}(B_\delta)}^2$$

has typical order of ε^2 .

In the limit case $\mathcal{E} = 0$, $\nabla\varphi$ is a harmonic vector field with unit magnitude in B_δ . The rigidity property (1.7) implies that $\nabla\varphi$ is constant in B_δ . In this case, the natural normal direction is the constant unit vector $e = \nabla\varphi$.

For $\mathcal{E} > 0$, $\mathcal{E} \sim \varepsilon^2$, we establish rigidity estimates associated to (1.7). The weakest form of these estimates states that:

$$\forall \eta > 0, \exists \beta > 0 \text{ such that } \mathcal{E} < \beta \implies \min_{e \in S^{d-1}} \|\nabla\varphi - e\|_{L^2(B_\delta)} < \eta.$$

The minimizer $e_* \in S^{d-1}$ of $\|\nabla\varphi - e\|_{L^2(B_\delta)}$ then provides an average ‘‘thickness’’ direction.

Remark that the rigidity property (1.7) is related to the Liouville theorem: if $O \subset \mathbf{R}^d$ is an open set then for every $\psi \in W^{1,1}(O, \mathbf{R}^d)$,

$$\nabla\psi \in \text{SO}(d) \text{ a.e.} \implies \nabla\psi \text{ is locally constant.}$$

The associated L^2 -rigidity estimate established by Frieseke, James and Müller in [4] is now classical: if $O \subset \mathbf{R}^d$ is a Lipschitz, bounded and connected open set, then,

$$\inf_{R \in \text{SO}(d)} \int_O |\nabla\psi - R|^2 \leq C(O) \int_O d(\nabla\psi, \text{SO}(d))^2 \quad \text{for every } \psi \in W^{1,2}(O, \mathbf{R}^d).$$

In the same spirit, we establish some rigidity inequalities associated to (1.7).

It turns out that when we apply these rigidity estimates to a harmonic function φ , they provide some control on the curvature of the level sets of φ . In particular we can deduce bounds on their Willmore energy (1.2). These bounds are a key ingredient of the compactness step in [8]. Indeed, the main part of the hypersurface Σ_ε is defined as a piece of a level set of some harmonic function. In the sequel, we state the consequences on level sets of harmonic functions of our rigidity estimates which are relevant for this purpose.

1.7 Notation

Throughout the paper, the letter C denotes a non negative constant which is either a universal constant or only depends on the dimension d . For constants which also depend on other parameters, $\alpha_1, \dots, \alpha_k$, we write $C(\alpha_1, \dots, \alpha_k)$. As usual, the values of these constants may change from line to line.

We write $B_r(y)$ to denote the open ball in \mathbf{R}^d with center y and radius $r > 0$ or simply B_r for $B_r(0)$.

The k -dimensional hausdorff measure of a set $E \subset \mathbf{R}^d$ is denoted by $\mathcal{H}^k(E)$.

For $e \in S^{d-1}$, π_e denotes the orthogonal projection on the space

$$e^\perp = \{y \in \mathbf{R}^{d-1} : y \cdot e = 0\},$$

that is $\pi_e(y) = y - (y \cdot e)e$.

We also identify e_d^\perp with \mathbf{R}^{d-1} and for $y \in \mathbf{R}^d$, we write $y' = (y_1, \dots, y_{d-1}) = \pi_{e_d}y$. Hence, $y = (y', y_d)$.

1.8 Outline of the first part

In Section 2 we establish some local rigidity estimates associated to the Liouville property (1.7). We start with Theorem 2.1 which only applies to harmonic functions φ . This result will allow us to control the average Willmore energy of the level sets of such harmonic function (Corollary 2.1). Another application of Theorem 2.1 is the *weak* rigidity estimate (Theorem 2.2) which states that the L^2 -distance from $\nabla\varphi$ to S^{d-1} is controlled by the square root of the L^2 -norm of $|\nabla\varphi| - 1$. At the end of the section, we prove Theorem 1.1 as a consequence of this rigidity estimate.

In Section 3, we improve the rigidity estimates and obtain a linear control of the Willmore energy of the level sets of φ with respect to the integral of $(|\nabla\varphi| - 1)^2$ (Corollary 3.1).

2 Weak rigidity estimates and proof of Theorem 1.1

As stated above, if $O \subset \mathbf{R}^d$ is a non empty connected open set and if $\varphi : O \rightarrow \mathbf{R}^d$ is harmonic and satisfies $|\nabla\varphi| \equiv 1$ in O then $\nabla\varphi$ is constant. We prove here various estimates associated to this rigidity property.

We begin by relaxing the constraint $|\nabla\varphi| \equiv 1$, still assuming that φ is harmonic. As in [4], the first step relies on the Bochner identity,

$$\Delta[|\nabla\varphi|^2] = 2\nabla\varphi \cdot \nabla\Delta\varphi + 2|D^2\varphi|^2 \stackrel{\varphi \text{ harm.}}{=} 2|D^2\varphi|^2.$$

Theorem 2.1 (Weak rigidity estimate, harmonic case)

Let $O \subset \mathbf{R}^d$ be a nonempty open set and let $\varphi : O \rightarrow \mathbf{R}$ be a non locally constant harmonic function.

Then, for $0 \leq \alpha < d/(d-1)$, the function $|D^2\varphi|^2/|\nabla\varphi|^\alpha$ is locally integrable and we have the estimate,

$$\int_O \frac{|D^2\varphi|^2}{|\nabla\varphi|^\alpha} \chi \leq \frac{1}{1 - \alpha(d-1)/d} \int_O \frac{|\nabla\varphi|^{2-\alpha}}{2-\alpha} \Delta\chi, \quad (2.1)$$

for every $\chi \in \mathcal{D}(O, \mathbf{R}_+)$.

Remark 2.1

i. The case $\alpha = 0$ corresponds to Step 2 in the proof of Proposition 3.4 in [4].

ii. The proof combines the Bochner identity and the simple pointwise inequality (2.5). This line of reasoning is well known in the Geometric Analysis community (see e.g. [6], [11]). However, we did not find the estimate (2.1) in the literature. For example, it follows from [6]-Lemma 7.2 and [6]-Lemma 6.1 applied to $|\nabla\varphi|^{(d-2)/(d-1)}$ that for $0 < \alpha < d/(d-1)$ and $O_0 \subset\subset O$,

$$\int_{O_0} \frac{|\nabla|\nabla\varphi||^2}{|\nabla\varphi|^\alpha} \leq C(O_0, O, \alpha) \int_O |\nabla\varphi|^{2-\alpha}. \quad (2.2)$$

In this inequality, the weight $\Delta\chi$ which appears in the right hand side of (2.1) is missing. This weight (or any other bounded weight with vanishing mean value) is necessary to establish Corollary 2.1.b below.

iii. An interesting consequence of the lemma is that for φ harmonic in O and $\beta := 1 - \alpha/2 > (d-2)/2(d-1)$, we have

$$|\nabla\varphi|^\beta \in W_{loc}^{1,2}(O). \quad (2.3)$$

In particular, in any dimension, $\sqrt{|\nabla\varphi|} \in W_{loc}^{1,2}(O)$.

iv. The result does not hold in general if φ is not harmonic, even if $\nabla\varphi$ is. For instance, if we choose $\varphi(y) = y_1^2/2$, then

$$|D^2\varphi|^2/|\nabla\varphi|^\alpha = 1/|y_1|^\alpha \notin L^1_{loc}(\mathbf{R}^d) \text{ for } \alpha \geq 1.$$

v. As shown by the counterexample $\varphi(y) = y_1y_2$, the conditions $\alpha < 2, \beta > 0$ for (2.2) and (2.3) are optimal in dimension $d = 2$. In higher dimensions, we do not know the optimal exponents.

Proof (of Theorem 2.1) Let O , φ and χ be as in the statement of the lemma, let $0 \leq \alpha \leq 2$ and let $\eta > 0$ be a small parameter.

We start with the identity $\Delta[|\nabla\varphi|^2/2] = |D^2\varphi|^2$ which holds for any harmonic function φ . Mutliplying this identity by $\chi/(\eta^2 + |\nabla\varphi|^2)^{\alpha/2}$ and integrating by parts, we get,

$$-\int_O \frac{|\nabla\varphi|(\nabla|\nabla\varphi| \cdot \nabla\chi)}{(\eta^2 + |\nabla\varphi|^2)^{\alpha/2}} + \alpha \int_O \frac{|D^2\varphi \cdot \nabla\varphi|^2}{(\eta^2 + |\nabla\varphi|^2)^{\frac{\alpha}{2}+1}} \chi = \int_O \frac{|D^2\varphi|^2}{(\eta^2 + |\nabla\varphi|^2)^{\alpha/2}} \chi.$$

Using the notation,

$$A(y) := D^2\varphi(y) \text{ and } n_\eta(y) := \nabla\varphi(y)/\sqrt{\eta^2 + |\nabla\varphi|^2(y)},$$

the above identity rewrites as,

$$\int_O \frac{|A|^2 - \alpha|An_\eta|^2}{(\eta^2 + |\nabla\varphi|^2)^{\alpha/2}} \chi = - \int_O \frac{|\nabla\varphi|}{(\eta^2 + |\nabla\varphi|^2)^{\alpha/2}} \nabla|\nabla\varphi| \cdot \nabla\chi$$

We simplify the right hand side by using the identity,

$$\nabla \left[\frac{(\eta^2 + |\nabla\varphi|^2)^{1-\alpha/2}}{2-\alpha} \right] = \frac{|\nabla\varphi|}{(\eta^2 + |\nabla\varphi|^2)^{\alpha/2}} \nabla|\nabla\varphi|.$$

Integrating by parts, we get

$$\int_O \frac{|A|^2 - \alpha|An_\eta|^2}{(\eta^2 + |\nabla\varphi|^2)^{\alpha/2}} \chi = \int_O \frac{(\eta^2 + |\nabla\varphi|^2)^{1-\alpha/2}}{2-\alpha} \Delta\chi. \quad (2.4)$$

Now, let us fix $y \in O$ and let us estimate from below the quantity $|A|^2(y) - \alpha|An_\eta|^2(y)$ which appears in the left hand side.

Since φ is harmonic, the symmetric matrix $A(y) = D^2\varphi(y)$ has zero trace. Let $\lambda_i, i = 1, \dots, d$ be the eigenvalues of $A(y)$, ordered by magnitude (in particular, $|\lambda_d| = \max |\lambda_i|$). Using $|n_\eta(y)| \leq 1$, we have,

$$|A(y)|^2 - \alpha|A(y)n_\eta(y)|^2 \geq \sum \lambda_i^2 - \alpha\lambda_d^2 = |A(y)|^2 (1 - \alpha\beta_d^2),$$

where we have set $\beta_i := \lambda_i/|A(y)|$.

Minimizing the last term under the constraints $\sum_{i=1}^d \beta_i = 0$ and $\sum_{i=1}^d \beta_i^2 = 1$, we obtain $(1 - \alpha\beta_d^2) \geq (1 - \alpha(d-1)/d)$. Hence, for $\alpha < d/(d-1)$,

$$|A(y)|^2 - \alpha|A(y)n_\eta(y)|^2 \geq \left(1 - \alpha\frac{d-1}{d}\right) |A(y)|^2. \quad (2.5)$$

Assuming $\alpha < d/(d-1)$, and using this inequality in (2.4), we get,

$$\left(1 - \alpha\frac{d-1}{d}\right) \int_O \frac{|D^2\varphi|^2 \chi}{(\eta^2 + |\nabla\varphi|^2)^{\alpha/2}} \leq \int_O \frac{(\eta^2 + |\nabla\varphi|^2)^{1-\alpha/2}}{2-\alpha} \Delta\chi.$$

Letting $\eta \downarrow 0$, we get by the monotone convergence theorem,

$$\left(1 - \alpha \frac{d-1}{d}\right) \int_O \frac{|D^2\varphi|^2}{|\nabla\varphi|^\alpha} \chi \leq \int_O \frac{|\nabla\varphi|^{2-\alpha}}{2-\alpha} \Delta\chi.$$

This proves the lemma. \square

For our purpose, the interest of Theorem 2.1 resides in that it allows us to control the second fundamental form of the level sets of φ in L^2 .

Corollary 2.1 *Let $O \subset \mathbf{R}^d$ be a connected, non empty open set and let $\varphi : O \rightarrow \mathbf{R}$ be a harmonic function.*

Then, for almost every s , the set $\Gamma^s := \varphi^{-1}(\{s\})$ is either empty, either an analytic hypersurface.

Moreover:

a) We have the following control on the $(d-1)$ -volume of these hypersurfaces,

$$\left| \int_{\mathbf{R}} \mathcal{H}^{d-1}(\Gamma^s) ds - \mathcal{H}^d(O) \right| \leq \int_O \|\nabla\varphi - 1\|.$$

b) Let $O_0 \subset\subset O$ and let us set $\gamma^s := \Gamma^s \cap O_0$ for $s \in \mathbf{R}$. We have the following control on the curvature of these level sets,

$$\int_{\mathbf{R}} \left\{ \int_{\gamma^s} |II_s|^2(y) d\mathcal{H}^{d-1}(y) \right\} ds \leq C(O_0, O) \int_O \|\nabla\varphi - 1\|,$$

where II_s denotes the second fundamental form on γ^s .

Remark 2.2 Thereafter, we improve the control on the Willmore energy of the level sets of φ in domains where we already know that $|\nabla\varphi|$ is bounded from below by a positive constant. The strength of Theorem 2.1 and Corollary 2.1 lie in their robustness as they are valid in the neighborhood of the critical set $[\nabla\varphi = 0]$.

Proof (of Corollary 2.1)

(a) By Sard theorem, for almost every s , the vector field $\nabla\varphi$ does not vanish on Γ^s . For such s , Γ^s is either empty, either an analytic hypersurface. Now, by the co-area formula, we have,

$$\int_O |\nabla\varphi| = \int_{\mathbf{R}} \left[\int_{\Gamma^s} \mathbf{1}_O d\mathcal{H}^{d-1} \right] ds = \int_{\mathbf{R}} \mathcal{H}^{d-1}(\Gamma^s) ds.$$

Writing $\int_O |\nabla\varphi| = \mathcal{H}^d(O) + \int_O [|\nabla\varphi| - 1]$, we obtain the first estimate.

(b) The unit normal at some point $x \in \Gamma^s$ is defined as $n(x) := \nabla\varphi/|\nabla\varphi|(x)$. Then, for $v, w \in n(x)^\perp$,

$$II_s(x)(v, w) = v^T \nabla n(x) w = \frac{D^2\varphi(x)(v, w)}{|\nabla\varphi|(x)}.$$

In particular, $|II_s|(x) \leq |D^2\varphi|/|\nabla\varphi|(x)$. Squaring and integrating on γ_s and then in s , the co-area formula leads to,

$$\int_{\mathbf{R}} \left\{ \int_{\gamma^s} |II_s|^2 d\mathcal{H}^{d-1} \right\} ds \leq \int_{\mathbf{R}} \left\{ \int_{\gamma^s} \frac{|D^2\varphi|^2}{|\nabla\varphi|^2} d\mathcal{H}^{d-1} \right\} ds = \int_{O_0} \frac{|D^2\varphi|^2}{|\nabla\varphi|}.$$

The conclusion follows from Theorem 2.1 with $\alpha = 1$. \square

Now, we also relax the condition $\Delta\varphi \equiv 0$. In our context, the relevant quantity for measuring the distance from the constraints is the (local) energy,

$$\mathcal{E} := \int_O (|\nabla\varphi| - 1)^2 + \inf \left\{ \int_O |\sigma - \nabla\varphi|^2 : \sigma \in L^2(O)^d, \nabla \cdot \sigma \equiv 0 \right\}. \quad (2.6)$$

Notice that by definition of \mathcal{F}_0 (see (1.8)), we have $\mathcal{E} \leq \mathcal{F}_0(\nabla\varphi, \sigma, O)$ for any divergence free vector field $\sigma \in L^2(O)^d$.

When O is bounded and $\nabla\varphi \in L^2(O)$, the infimum appearing in the right hand side of (2.6) is equal to $\|\Delta\varphi\|_{H^{-1}(O)}^2$. Indeed, the minimizer σ satisfies the Euler-Lagrange equations

$$\int (\sigma - \nabla\varphi) \cdot \hat{\sigma} = 0, \quad \text{for every } \hat{\sigma} \in L^2(O)^d \text{ s.t. } \nabla \cdot \hat{\sigma} \equiv 0 \text{ in } \mathcal{D}'(O).$$

By De Rham theorem, we see that $\sigma - \nabla\varphi = \nabla p$ where p solves

$$-\Delta p = \Delta\varphi \quad \text{in } \mathcal{D}'(O), \quad p \in W_0^{1,2}(O). \quad (2.7)$$

The infimum in (2.6) is thus $\|\nabla p\|_{L^2(O)}^2 = \|\Delta\varphi\|_{H^{-1}(O)}^2 \leq \mathcal{E}$.

The notation (2.6) is used throughout this paper. We also use the decomposition $\varphi = \tilde{\varphi} - p$ where p solves (2.7). By construction, the function $\tilde{\varphi} \in W^{1,2}(O)$ is harmonic and

$$\int_O (|\nabla\tilde{\varphi}| - 1)^2 \leq 2 \int_O (|\nabla\varphi| - 1)^2 + 2 \int_O |\nabla p|^2 = 2\mathcal{E}.$$

We use Theorem 2.1 to control the distance (in $L^2(O)$) from $\nabla\varphi$ to the set of constant functions with values into S^{d-1} .

Theorem 2.2 (Weak rigidity estimate) *Let $O \subset \mathbf{R}^d$ be a Lipschitz bounded and connected open set, then for every $\varphi \in W^{1,2}(O)$,*

$$\inf_{e \in S^{d-1}} \int_O |\nabla\varphi - e|^2 \leq C(O) \left(\sqrt{\mathcal{H}^d(O)\mathcal{E}} + \mathcal{E} \right). \quad (2.8)$$

Remark 2.3 By homogeneity, the constant $K := C(O)$ in (2.8) only depends on the shape of O , i.e. if $O' = \lambda RO$, $\lambda > 0$, $R \in O(d)$ then (2.8) also holds in O' with $C(O') = K$.

Proof We split φ in $\varphi = \tilde{\varphi} - p$ as above. We have $\|\nabla\tilde{\varphi} - \nabla\varphi\|_{L^2(O)}^2 \leq \mathcal{E}$, so it is sufficient to establish the lemma for the harmonic function $\tilde{\varphi}$.

We now assume that φ is harmonic. Let \mathcal{C} be a partition of O in cubes of the form $K = y_K + \rho_K[-1, 1)^d$ such that

$$\begin{aligned} \tilde{K} &:= y_K + \rho_K[-2, 2)^d \subset O, & d(y_K, \mathbf{R}^d \setminus O) &\leq 4 \operatorname{diam}(K) \\ &\text{and for every } z \in O, & \#\{K \in \mathcal{C} : z \in \tilde{K}\} &\leq 2^d. \end{aligned}$$

Remark 2.4 To build such a partition, we start with a cube $K_0 \supset O$ and subdivide it in 2^d half-cubes K_1, \dots, K_{2^d} . For every i , we check whether $\tilde{K}_i \subset O$. If this is true, we pick K_i (that is $K_i \in \mathcal{C}$), if not, we divide K_i into 2^d equal subcubes $K_{i,1}, \dots, K_{i,2^d}$ and proceed recursively.

For each cube $K = y + \rho[-1, 1]^d \in \mathcal{C}$, we apply Theorem 2.1 with $\alpha = 0$ and $\chi \in \mathcal{D}(\tilde{K})(y)$ such that $\chi \geq \mathbf{1}_K$ and $|\Delta\chi| \leq C/\rho^2$. We obtain,

$$\rho^2 \int_K |D^2\phi| \leq C \int_{\tilde{K}} \left| |\nabla\phi|^2 - 1 \right|$$

By construction, for every $z \in K$, $d(z, \partial O) \leq 9\sqrt{d}\rho_K$. Summing on all the elements of \mathcal{C} , we get

$$\int_O |D^2\phi|^2 \eta^2 \leq C \int_O \left| |\nabla\phi|^2 - 1 \right|,$$

where η denotes the distance function $\eta := d(\cdot, \partial O)$.

Since O is a Lipschitz connected domain, the following weighted Poincaré inequality holds:

$$\|\psi - \bar{\psi}\|_{L^2(O)} \leq C(O) \int_O |\nabla\psi|^2 \eta^2 \quad \text{for every } \psi \in W^{1,2}(O),$$

where we use the notation $\bar{\psi} = \int_O \psi$.

Remark 2.5 This inequality is easy to establish in dimension 1 for functions in $W^{1,2}(0, R_1)$ which vanish at 0 and with $\eta(y) = y$.

Then consider a domain of the form

$$Q = \{y \in \mathbf{R}^d : 0 < y_i < R_i \text{ for } i = 1, \dots, d-1 \text{ and } 0 < y_d - f(y_1, \dots, y_{d-1}) < R_d\}$$

with f Lipschitz continuous and $R_1, \dots, R_d > 0$. Applying the 1D result in direction e_d , we see that the inequality holds for functions of $W^{1,2}(Q)$ that vanish on the bottom $\partial Q_b := \{y \in \partial Q; y_d = f(y_1, \dots, y_{d-1})\}$ and with $\eta(y) = \eta_Q(y) = y_d - f(y_1, \dots, y_{d-1})$.

The result on a general connected and bounded Lipschitz domain O is obtained as follows. Cover O with a finite collection of sets, each one being either a ball $B \subset\subset O$ or a rigid displacement of a set of type Q . Apply the last result on each subdomain of the form Q . Eventually, notice that $d(y, \partial O) \lesssim \eta_Q(y)$ for y in such domain Q , sum the estimates and use the Poincaré inequality $\int_{O' \times O'} |\psi(y) - \psi(z)|^2 \leq C(O') \|\nabla\psi\|_{L^2(O' \cup O'_2)}^2$ valid for Lipschitz bounded open sets $O' \subset \mathbf{R}^d$.

Returning to the proof, this leads to

$$\int_O |\nabla\phi - \bar{\nabla}\phi|^2 \leq C(O) \int_O \left| |\nabla\phi|^2 - 1 \right|.$$

On the other hand, by the Cauchy-Schwarz inequality,

$$\int_O \left| |\nabla\phi|^2 - 1 \right| = \int_O \left| |\nabla\phi| - 1 \right| \left(\left| |\nabla\phi| - 1 \right| + 2 \right) \leq \mathcal{E} + 2\sqrt{\mathcal{H}^d(O)\mathcal{E}}.$$

Hence,

$$\int_O |\nabla\phi - \bar{\nabla}\phi|^2 \leq C(O) \left(\mathcal{E} + \sqrt{\mathcal{H}^d(O)\mathcal{E}} \right). \quad (2.9)$$

Next, writing $\left| |\bar{\nabla}\phi| - 1 \right| \leq \left| |\nabla\phi| - 1 \right| + \left| |\nabla\phi| - |\bar{\nabla}\phi| \right|$, we also obtain,

$$\mathcal{H}^d(O) \left(\left| |\bar{\nabla}\phi| - 1 \right| \right)^2 \leq C(O) \left(\mathcal{E} + \sqrt{\mathcal{H}^d(O)\mathcal{E}} \right). \quad (2.10)$$

Considering separately the cases $\left| |\bar{\nabla}\phi| \right| \leq 1/2$ and $\left| |\bar{\nabla}\phi| \right| > 1/2$, we deduce that there exists $e \in S^{d-1}$ such that

$$\int_O |\nabla\phi - e|^2 \leq C(O) \left(\mathcal{E} + \sqrt{\mathcal{H}^d(O)\mathcal{E}} \right).$$

Indeed, in the case $\left| |\bar{\nabla}\phi| \right| \leq 1/2$, the inequality is obvious for any $e \in S^{d-1}$. In the second case, it follows from (2.9) and (2.10) with $e := \bar{\nabla}\phi / \left| |\bar{\nabla}\phi| \right|$. This proves the theorem. \square

To close the section, we establish Theorem 1.1. The main tool here is the weak rigidity inequality of Theorem 2.2.

Proof (of Theorem 1.1)

Let ε , O and (σ_k, t_k, O_k) be as in the statement of the theorem. By assumption the sequence (t_k) is bounded in $W^{1,2}(O)$ and uniformly equi-continuous, so, up to extraction, there exists a (not relabeled) subsequence of (t_k) weakly converging in $W^{1,2}(O)$ and strongly converging in $C(\overline{O})$ to some $t_\star \in W^{1,2}(O) \cap C(\overline{O}, [-\varepsilon, \varepsilon])$.

Now, let $O_\star := \{y \in O : |t_\star(y)| < \varepsilon\}$ and let $B \subset\subset O_\star$ be an open ball. By uniform convergence, there exists $k_0 \geq 1$ such that $B \subset O_k$ for $k \geq k_0$. By definition of \mathcal{E} (see (2.6) and the ensuing discussion) we have

$$\mathcal{E}_k := \int_B (|\nabla t_k| - 1)^2 + \|\Delta t_k\|_{H^{-1}(B)}^2 \rightarrow 0 \quad \text{as } k \uparrow \infty.$$

Applying Theorem 2.2 with $\varphi = t_k$ on the ball B , there exists $(v_k) \subset S^{d-1}$ such that,

$$\|\nabla t_k - v_k\|_{L^2(B_1)} \xrightarrow{k \uparrow \infty} 0.$$

Since $t_k \rightarrow t_\star$ in $\mathcal{D}'(B)$, it follows that $\nabla t_\star \equiv e$ in B for some $e \in S^{d-1}$. \square

3 Strong rigidity estimates

The weak rigidity estimate of Theorem 2.2 and Theorem 1.1 are used in the proof of the compactness result of [8] as ε - δ statements. They enable defining a local normal direction in the bulk of the membrane, at least away from a controlled number of balls of radius of order ε . However, the sublinear growth of the right hand side of (2.8) with respect to the local energy \mathcal{E} prevents deducing uniform L^2 -bounds on the variation of this normal. For this, one could think about using an estimate of the form,

$$\inf_{e \in S^{d-1}} \int_O |\nabla \varphi - e|^2 \leq C(O) \mathcal{E} \quad \text{for every } \varphi \in W^{1,2}(O). \quad (3.1)$$

If $d = 1$ and O is a non empty interval, this estimate is obviously true. It also holds for $d = 2$ when O is a bounded and connected Lipschitz open set (see Remark 3.2) but not in higher dimensions.

Proof (Counterexample for (3.1) in the case $d \geq 3$)

Let $\psi \in W^{1,2}(O)$ be harmonic. If (3.1) were true, writing $\varphi(y) = y_d + \eta \psi(y)$, and sending η to 0, we would obtain,

$$\inf_{w \in e_d^\perp} \int_O |\nabla \psi - w|^2 \leq C(O) \int_O |\partial_d \psi|^2.$$

If ψ is a harmonic function that does not depend on y_d and is not affine, the right hand side vanishes whereas the left hand side is positive. Since for $d \geq 3$, such functions do exist, this yields a contradiction. \square

Although (3.1) is too strong to be true, there is room for improving the estimate of Theorem 2.2 by lowering the left hand side. We find out a relevant correction by linearizing the constraints $|\nabla \varphi| \equiv 1$ and $\Delta \varphi \equiv 0$ around $\varphi_0(y) = e \cdot y$. Setting $\nabla \varphi = e + \nabla \psi$, we have, at leading order, $e \cdot \nabla \psi \equiv 0$ and $\Delta \psi \equiv 0$. This suggests the following estimate.

$$\inf_{\psi \in L_{0,e}} \int_O |\nabla \varphi - e - \nabla \psi|^2 \leq C(O) \mathcal{E}, \quad (3.2)$$

where $e \in \operatorname{argmin} \left\{ \int_O |\nabla \varphi - e|^2 : e \in S^{d-1} \right\}$ and

$$L_{O,e} := \{ \psi : O \rightarrow \mathbf{R} : \psi \text{ is harmonic and } e \cdot \nabla \psi \equiv 0 \}.$$

Unfortunately, (3.2) is wrong in general.

Proof (Counterexample for (3.2))

Let us assume that O is the unit ball in \mathbf{R}^3 , let $p \geq 1$ be an integer and let us set (using cylindrical coordinates),

$$\varphi(r, \theta, z) := z + \eta z r^p \sin p\theta.$$

By symmetry, the infimum in (3.2) is reached at point $e = e_z$ with $\psi \equiv 0$. Sending η to 0, (3.2) leads to the contradiction $p^2 \leq C$. \square

On the other hand, substituting a relatively compact convex subset O_0 for O in the left hand side of (3.2) leads to a correct statement.

Theorem 3.1 *Let O be an open set, let $e \in S^{d-1}$ and let $O_0 \subset\subset O$. Then, for every $\varphi \in W^{1,2}(O)$,*

$$\inf_{\psi \in L_{O_0,e}} \|\nabla \varphi - e - \nabla \psi\|_{L^2(O_0)}^2 \leq C(O_0, O) \left(\mathcal{E} + \|\nabla \varphi - e\|_{L^2(O)}^4 \right). \quad (3.3)$$

Remark 3.1 i. The condition, $\psi \in L_{O_0,e}$ does not imply $\psi = \psi' \circ \pi_e$ for some function $\psi' \in W^{1,2}(\pi_e(O_0))$. We obtain a counterexample in dimension 3 by considering the helix shape domains

$$O_0 := \{(r \cos \theta, r \sin \theta, z) : r \in (1/2, 2), \theta \in (0, 4\pi), |z - \theta| < 1/2\},$$

and $O := O_0 + B_{1/4}$. The function defined on O by

$$\psi(r \cos \theta, r \sin \theta, z) = \sqrt{r} \cos(\theta/2), \quad \text{with } \theta \text{ such that } |\theta - z| < \pi$$

is harmonic and we have $\partial_3 \psi \equiv 0$ but since $\psi(y_1, y_2, z + 2\pi) = -\psi(y_1, y_2, z)$, we have $\|\xi' \circ \pi_e - \nabla \psi\|_{L^2(O_0)} \geq \alpha > 0$ for every vector field $\xi' \in L^2(\pi_e(O_0), \mathbf{R}^3)$.

Now, setting $\varphi_\eta = e_3 + \eta \psi$ and sending $\eta \downarrow 0$, we obtain

$$\begin{aligned} \inf_{\xi'} \|\nabla \varphi_\eta - e_3 - \xi' \circ \pi_e\|_{L^2(O_0)}^2 &\geq \alpha^2 \eta^2 \\ &\gg \|\nabla \varphi_\eta - 1\|_{L^2(O)}^2 + \|\nabla \varphi_\eta - e_3\|_{L^2(O)}^4 = O(\eta^4). \end{aligned}$$

ii. However, if O_0 is convex or simply e -convex, then for $\psi \in L_{O_0,e}$ there exists a unique harmonic function ψ' on $\pi_e(O_0)$ such that $\psi = \psi' \circ \pi_e$.

Proof (of Theorem 3.1.)

In view of Theorem 2.2, we can assume $\mathcal{E} \leq 1$. As above, we decompose $\varphi = \tilde{\varphi} - p$ with $\tilde{\varphi}$ harmonic and $p \in W_0^{1,2}(O)$ such that $\|\nabla p\|_{L^2(O)}^2 \leq \mathcal{E}$. We see that it is sufficient to establish (3.3) substituting $\tilde{\varphi}$ for φ . Eventually, by isometry invariance, we can assume $e = e_d$.

From now on we assume $\mathcal{E} \leq 1$, φ harmonic and $e = e_d$. To lighten notation, we set $Q := \|\nabla \varphi - e_d\|_{L^2(O)}^4$.

Step 1 (finite cylinder case). Let us first assume that O_0 is a finite cylinder with direction e_d and width 2: let D' be a smooth bounded open subset of $e_d^\perp = \mathbf{R}^{d-1}$, we assume that

$$O_0 = D := \{y \in \mathbf{R}^d : y' \in D', -1 < y_d < 1\}. \quad (3.4)$$

Let us also fix $\lambda > 1$ such that $\lambda \bar{D} \subset O$.

We have, by harmonic regularity,

$$\|\nabla\varphi - e_d\|_{L^\infty(\lambda D)}^2 \leq C(\lambda D, O)\sqrt{Q}. \quad (3.5)$$

Thanks to this inequality, we can linearize the penalization on $|\nabla\varphi| - 1$. Indeed, writing $\nabla\varphi = e_d + \nabla w$, we have $\||\nabla\varphi| - 1 - \partial_d w\| \leq C|\nabla w|^2$. Hence,

$$\mathcal{E} \geq \int_{\lambda D} (|\nabla\varphi| - 1)^2 \geq \frac{1}{2} \int_{\lambda D} |\partial_d w|^2 - C \int_{\lambda D} |\nabla w|^4.$$

With (3.5), this yields

$$\int_{\lambda D} |\partial_d w|^2 \leq 2\mathcal{E} + C(\lambda, D, O)Q. \quad (3.6)$$

Now, let $\theta \in \mathcal{D}(-1, 1)$ satisfying $\int \theta = 1$ and let us define

$$\psi'_*(y') := \int \theta(s)w(y', s) ds, \quad \text{for every } y' \in \lambda D'.$$

By Poincaré-Wirtinger inequality, we have,

$$\|w - \psi'_* \circ \pi_{e_d}\|_{L^2(\lambda D)}^2 \leq C(\theta)\|\partial_d w\|_{L^2(\lambda D)}^2. \quad (3.7)$$

Let us write $\psi'(y') = \psi'_*(y') - \zeta'(y')$ where $\zeta' \in W_0^{1,2}(D')$ is the variational solution of

$$-\Delta' \zeta' = \Delta' \psi'_* \text{ in } \lambda D', \quad \zeta' \equiv 0 \text{ on } \partial[\lambda D'].$$

We compute,

$$\Delta' \zeta'(y') = \int \theta(s)\Delta' w(y', s) ds \stackrel{w \text{ harm. + i.p.p.}}{=} \int \frac{d\theta}{ds}(s) \partial_d w(y', s) ds.$$

Therefore,

$$\|\Delta' \zeta'\|_{L^2(\lambda D')}^2 \leq C(\theta)\|\partial_d w\|_{L^2(\lambda D)}^2. \quad (3.8)$$

We deduce from (3.7) and (3.8) that the harmonic function $\psi = \psi' \circ \pi_{e_d}$ satisfies

$$\|w - \psi\|_{L^2(\lambda D)}^2 \leq C(D', \theta)\|\partial_d w\|_{L^2(\lambda D)}^2 \stackrel{(3.6)}{\leq} C(\lambda, D, O, \theta)(\mathcal{E} + Q).$$

By harmonic regularity, we conclude to:

$$\|\nabla\varphi - e_d - \nabla\psi\|_{L^2(D)}^2 = \|\nabla w - \nabla\psi\|_{L^2(D)}^2 \leq C(D, O)(\mathcal{E} + Q).$$

This establishes the lemma, for O_0 of the form (3.4) and $e = e_d$.

Step 2 (stack of cylinders) Let us now assume that O_0 has the following form. Let $N \geq 1$ and D'_1, \dots, D'_N such that for every $1 \leq k \leq N$, D'_k is either empty or a smooth open subset of \mathbf{R}^{d-1} , we assume that

$$O_0 \text{ is the interior of the set } \bigcup_{k=1}^N \overline{D_k} \quad \text{where } D_k := D'_k \times (k, k+1). \quad (3.9)$$

For $\alpha > 0$, let us note B'_α the $(d-1)$ -ball $\{y' \in \mathbf{R}^{d-1}, |y'| < \alpha\}$. By assumption, there exists $\alpha > 0$ such that setting

$$O_0^b := \bigcup_{k=1}^N D_k^b, \quad \text{with } D_k^b := D_k + [B'_\alpha \times (-\alpha, \alpha)],$$

we have $O_0 \subset\subset O_0^b \subset\subset O$.

We also define $D_k^{b'} := D'_k + B'_\alpha \subset \mathbf{R}^{d-1}$ so that $D_k^b = D_k^{b'} \times (k - \alpha, k + 1 + \alpha)$.

Now, let $\varphi \in W^{1,2}(O)$. We first apply Step 1 in the sets $D_k^b \subset\subset O$. For every $1 \leq k \leq N$, there exist a harmonic functions $\psi_k : D_k^b \rightarrow \mathbf{R}$ such that $\partial_d \psi_k \equiv 0$ and

$$\|\nabla \varphi - e_d - \nabla \psi_k\|_{L^2(D_k^b)}^2 \leq C(O_0, O) (\mathcal{E} + Q). \quad (3.10)$$

We note ψ'_k the harmonic function defined on $D_k^{b'}$ such that $\psi_k = \psi'_k \circ \pi_{e_d}$. We also set for $y \in D_k^b$, $\xi_k(y) := \varphi(y) - y_d - \psi_k(y)$. Up to the addition of locally constant functions to the ψ_k , we assume that for $k = 1, \dots, N$,

$$\int_X \xi_k = 0 \quad \text{on each connected component } X \text{ of } D_k^b. \quad (3.11)$$

Let $1 \leq k \leq N-1$ such that $I'_k := D'_k \cap D'_{k+1} \neq \emptyset$. Using

$$I_k := [I'_k + B'_\alpha] \times (k + 1 - \alpha, k + 1 + \alpha) \subset D_k^b \cap D_{k+1}^b$$

and (3.10) for k and $k+1$, we first deduce:

$$\begin{aligned} \|\nabla \psi'_k - \nabla \psi'_{k+1}\|_{L^2(I'_k + B'_\alpha)} &= \frac{1}{\sqrt{2\alpha}} \|\nabla \psi_k - \nabla \psi_{k+1}\|_{L^2(I_k)} \\ &\leq \frac{1}{\sqrt{2\alpha}} \sum_{j \in \{k, k+1\}} \|\nabla \xi_j\|_{L^2(I_k)} \leq C(O_0, O) \sqrt{\mathcal{E} + Q}. \end{aligned}$$

Similarly, we compute, using (3.11) and the Poincaré-Wirtinger inequality,

$$\begin{aligned} \|\psi'_k - \psi'_{k+1}\|_{L^2(I'_k + B'_\alpha)} &\leq \frac{1}{\sqrt{2\alpha}} \sum_{j \in \{k, k+1\}} \|\xi_j\|_{L^2(I_k)} \\ &\leq \sum_{j \in \{k, k+1\}} C(D_j^b) \|\nabla \xi_j\|_{L^2(D_j^b)} \stackrel{(3.10)}{\leq} C(O_0, O) \sqrt{\mathcal{E} + Q}. \end{aligned}$$

We summarize the two last inequalities as

$$\|\psi'_k - \psi'_{k+1}\|_{W^{1,2}(I'_k + B'_\alpha)} \leq C(O_0, O) \sqrt{\mathcal{E} + Q}. \quad (3.12)$$

Now, for $1 \leq k \leq l \leq N$, we note $J'_{k,l} := \bigcap_{k \leq j \leq l} D'_j$ (in particular, $J'_{k,k+1} = I'_k$ for $k \leq N-1$). Writing $\psi_k - \psi_l = \sum_{j=k}^{l-1} (\psi_{j+1} - \psi_j)$ and noticing that $J_{k,l} \subset I_j$ for $k \leq j < l$, we deduce from (3.12),

$$\|\psi'_l - \psi'_k\|_{W^{1,2}(J'_{k,l} + B'_\alpha)} \leq C(O_0, O) \sqrt{\mathcal{E} + Q}. \quad (3.13)$$

Let us introduce further notation. We say that a set $T \subset \mathbf{R}^d$ is e_d -convex if for every $y \in T$ the set $[y + \mathbf{R}e_d] \cap T$ has only one connected component. For every $1 \leq k \leq N$, we define T_k as the largest e_d -convex subset of O_0 which contains D_k and such that $\pi_{e_d}(T_k) \subset D'_k$. We see that

$$T_k = \left[\bigcup_{l < k} J'_{l,k} \times (l, k + 1] \right] \cup D_k \cup \left[\bigcup_{l > k} J'_{k,l} \times [k, l + 1) \right].$$

Next, we build weight functions $w_k \in W^{1,\infty}(O_0, \mathbf{R}_+)$ satisfying

$$\partial_d w_k \equiv 0 \text{ in } O_0, \quad \text{supp } w_k \subset T_k + B'_\alpha \quad \text{and} \quad \sum_{k=1}^N w_k \equiv 1 \text{ in } O_0. \quad (3.14)$$

For this, we introduce for $1 \leq k \leq N$ the distance function defined on \mathbf{R}^d as

$$\rho_k(y) := d(y, \{z \in T_k : z_d = y_d\}).$$

(By convention the distance from any point to the empty set is $+\infty$.)

We then set for $1 \leq k \leq N$, and $y \in O_0$,

$$\theta_k(y) := \max(0, 1 - (2/\alpha)\rho_k(y)),$$

so that $\theta_k \equiv 1$ in T_k , $\text{supp } \theta_k \subset T_k + B'_\alpha$, $|\nabla \theta_k| \leq 2/\alpha$ in O_0 and θ_k is constant on every segment of the form $y + (a, b)e_d \subset O_0$. Eventually, we define recursively,

$$w_1 := \theta_1 \quad \text{and} \quad w_k := (1 - w_{k-1})\theta_k \quad \text{for } k = 2, \dots, N.$$

We easily check that the family (w_k) complies to (3.14).

We can now define $\psi_* \in W^{1,2}(O_0)$ as

$$\psi_*(y) := \sum_{k=1}^N w_k(y) \psi'_k(y') \quad \text{for } y \in O_0.$$

By construction, $\partial_d \psi_* \equiv 0$ in O_0 . In particular, for $1 \leq k \leq N$, the restriction of $\psi_*(y)$ to T_k does not depend on y_d . We note $\psi'_{*,k} \in W^{1,2}(D'_k)$ the function such that $\psi_* := \psi'_{*,k} \circ \pi_{e_d}$ on T_k .

Using $\sum w_l = 1$ and $\nabla w_k = -\sum_{l \neq k} \nabla w_l$, we obtain for $y \in D_k$,

$$\nabla(\psi_{*,k} - \psi_k)(y) = \sum_{l=1}^N w_l(y) \nabla(\psi'_l - \psi'_k)(y') + \sum_{l=1}^N (\psi_l - \psi_k)(y') \nabla w_l(y).$$

Taking into account (3.10) and (3.13), we deduce,

$$\|\nabla \phi - e_d - \nabla \psi_*\|_{L^2(O_0)}^2 \leq C(O_0, O) (\mathcal{E} + \mathcal{Q}). \quad (3.15)$$

Now let us set $\psi := \psi_* + \zeta$ where $\zeta \in W^{1,2}(O_0)$ is the variational solution to

$$-\Delta \zeta = \Delta \psi_* \text{ in } O_0, \quad \zeta \equiv 0 \text{ on } \Gamma, \quad \partial_d \zeta \equiv 0 \text{ on } \Gamma',$$

where $\Gamma = \cup \partial D'_k \times (k, k+1)$ denotes the vertical part of ∂O_0 and $\Gamma' := \partial O_0 \setminus \Gamma$ is the horizontal part, i.e: $\Gamma' = \partial O_0 \cap [\cup_{k=1}^{N+1} \mathbf{R}^{d-1} \times \{k\}]$. In particular, the outward unit normal to O_0 on Γ' is $\pm e_d$, so that ζ satisfies homogeneous Neumann boundary condition on Γ' .

The function ψ is harmonic in O_0 and since $\partial_d \zeta$ solves $\Delta(\partial_d \zeta) = 0$ in O_0 , $\partial_d \zeta \equiv 0$ on ∂O_0 , we have $\partial_d \zeta \equiv 0$ and thus $\partial_d \psi \equiv 0$. Eventually, we compute

$$\begin{aligned} \|\nabla \zeta\|_{L^2(O_0)}^2 &= \int_{O_0} \nabla \psi_* \cdot \nabla \zeta = \sum_{k=1}^N \int_{D_k} \nabla \psi_* \cdot \nabla \zeta \\ &\stackrel{\psi'_k \text{ harm.}}{=} \sum_{k=1}^N \int_{D_k} \nabla(\psi_* - \psi_k) \cdot \nabla \zeta \leq \sum_{k=1}^N \|\nabla(\psi'_{*,k} - \psi'_k)\|_{L^2(D'_k)} \|\nabla \zeta\|_{L^2(O_0)} \\ &\stackrel{(3.15)}{\leq} C(O_0, O) \sqrt{\mathcal{E} + \mathcal{Q}} \|\nabla \zeta\|_{L^2(O_0)}. \end{aligned}$$

Hence, we can substitute ψ for ψ_* in (3.15). This establishes the theorem for O_0 of the form (3.9) and $e = e_d$.

Step 3 (general case)

Let $O_0 \subset\subset O \subset \mathbf{R}^d$. For every direction $e^b \in S^{d-1}$, there exist a set O_0^b of the form (3.9) and $O^b \subset \mathbf{R}^d$ such that $O_0 \subset\subset O_0^b \subset\subset O^b \subset\subset O$, we can apply Step 2 to $O_0^b \subset O^b$ and deduce the theorem for $e = e^b$ and with a constant $C(e^b, O_0^b, O^b)$. The only remaining issue is that the constant in the right hand side of (3.3) should not depend on the particular direction e . Now, for every $e^b \in S^{d-1}$, there exists a neighborhood \mathcal{N}^b of Id in $SO(d)$ such that

$$O_0 \subset\subset RO_0^b \subset\subset RO^b \subset\subset O \quad \text{for every } R \in \mathcal{N}^b.$$

By isometry invariance, the lemma also holds with the constant $C(e^b, O_0^b, O^b)$ for any direction $e \in \mathcal{N}^b e^b$. By compactness of S^{d-1} , we deduce that the lemma holds for any $e \in S^{d-1}$ with the constant $C(O_0, O) := \max_{e^b \in I} C(e^b, O_0^b, O^b)$ where I is some finite subset of S^{d-1} such that $\cup_{e^b \in I} \mathcal{N}^b e^b = S^{d-1}$. \square

Combining Theorem 2.2 and Theorem 3.2 we deduce the following result.

Theorem 3.2 (Strong rigidity inequality) *Let O be an open subset of \mathbf{R}^d and let $O_0 \subset\subset O$ be connected then for every $\varphi \in W^{1,2}(O)$, if*

$$e_* \in \operatorname{argmin} \left\{ \int_{O_0} |\nabla \varphi - e|^2 : e \in S^{d-1} \right\},$$

then,

$$\inf_{\psi \in L_{O_0, e_*}} \int_{O_0} |\nabla \varphi - e_* - \nabla \psi|^2 \leq C(B, O) \mathcal{E}.$$

Remark 3.2 In dimension $d = 2$ the set L_{O_0, e_*} reduces to the space of affine functions $\psi : O_0 \rightarrow \mathbf{R}$ such that $\nabla \psi \equiv w$ for some $w \in e_*^\perp$. By Theorem 2.2, we have $|w|^2 \lesssim \sqrt{\mathcal{E}}$, so if we set $e := (e_* + w)/|e_* + w| = e_* + w + O(\sqrt{\mathcal{E}})$, Theorem 3.2 yields

$$\int_{O_0} |\nabla \varphi - e|^2 \leq C(B, O) \mathcal{E}.$$

Then, reasoning as in [4] (Proof of Theorem 3.1 from Proposition 3.4), we see that (3.2) holds in any connected and bounded Lipschitz domain.

When φ is harmonic, Theorem 3.2 leads to an optimal control on the mean curvature of the level sets of φ . This result improves Corollary 2.1 in the sense that the right hand side is now linear in \mathcal{E} .

Corollary 3.1 *Assume that O is the non empty open ball $B_r(x)$. Let $\varphi : O \rightarrow \mathbf{R}$ be harmonic and let $\Gamma := \{y \in O : \varphi(y) = \varphi(x)\}$.*

There exists $\beta_0 > 0$ such that if $\mathcal{E} \leq \beta_0 r^d$ then $\Gamma \cap B_{r/2}(x)$ is an analytic hypersurface and we have the estimate,

$$|II|^4(x) \leq Cr^{-(d+4)} \mathcal{E}, \quad |h|^2(x) \leq Cr^{-(d+2)} \mathcal{E}. \quad (3.16)$$

where II denotes the second fundamental form of Γ and h its mean curvature.

Proof Using, the change of variable $\tilde{\varphi}(y) = r^{-1}[\varphi(x + ry) - \varphi(x)]$, we see that we may assume that $O = B_1$ and $\varphi(0) = 0$.

First, by Theorem 2.2 and harmonic regularity, we have,

$$\|\nabla\varphi - e_\star\|_{L^\infty(B_{1/2})}^2 \leq C(\sqrt{\mathcal{E}} + \mathcal{E}),$$

with $e_\star \in \operatorname{argmin}\{\int_{B_1} |\nabla\varphi - e|^2 : e \in S^{d-1}\}$. So, there exists $\beta_0 > 0$ such that if $\mathcal{E} \leq \beta_0$,

$$\|\nabla\varphi - e_\star\|_{L^\infty(B_{1/2})}^2 \leq C\sqrt{\mathcal{E}} \leq 1/2. \quad (3.17)$$

Assuming, from now on, $\mathcal{E} \leq \beta_0$, we have $|\nabla\varphi| \geq 1/2$ in $B_{1/2}$ and the implicit function theorem implies that $\Gamma \cap B_{1/2}$ is an analytic hypersurface. In fact, it is easy to see that $\Gamma \cap B_{1/2}$ is a graph splitting $B_{1/2}$ into two topological balls.

Next, let us denote by $n(x) = \nabla\varphi/|\nabla\varphi|(x)$ the unit normal to Γ at $x \in \Gamma \cap B_{1/2}$. We compute for $x \in \Gamma \cap B_{1/2}$, and $v, w \in n(x)^\perp$,

$$v^T \nabla n(x) w = |\nabla\varphi|^{-1}(x) v^T D^2\varphi(x) w. \quad (3.18)$$

Taking into account $|\nabla\varphi|(0) \geq 1/2$ and (3.17) we get by harmonic regularity,

$$|H|^2(0) = |\nabla n|^2(0) \leq 2|D^2\varphi|^2(0) \leq C\sqrt{\mathcal{E}}. \quad (3.19)$$

Let us now estimate the mean curvature $h(0)$. Solving the optimization problem which defines e_\star , we see that $e_\star = m/|m|$ with $m = \int_{B_1} \nabla\varphi$. By the mean value property we have $m = \nabla\varphi(0)$, hence

$$e_\star = n(0).$$

Let us come back to (3.18). Taking the trace of $\nabla n(0)$ on $n(0)^\perp$ and using $\Delta\varphi = 0$, we obtain,

$$h(0) = \nabla_\Gamma \cdot n(0) = -|\nabla\varphi|^{-1}(0) [n^T D^2\varphi n](0).$$

By Theorem 3.2, there exists $\psi : B_{1/2} \rightarrow \mathbf{R}$, harmonic, such that $n(0) \cdot \nabla\psi \equiv 0$ and $\|\nabla\varphi - n(0) - \nabla\psi\|_{L^2(B_{1/2})}^2 \leq C\mathcal{E}$.

By harmonic, regularity, we deduce $|D^2(\varphi - \psi)|(0) \leq C\sqrt{\mathcal{E}}$. In particular, since $D^2\psi(0)n(0) = 0$, we have $|D^2\varphi n|(0) \leq C\sqrt{\mathcal{E}}$. Therefore,

$$|h|^2(0) \leq 4|n^T D^2\varphi n|^2(0) \leq C\mathcal{E}.$$

Unscaling (3.19) and this last estimate, we have established (3.16). \square

Acknowledgements The author wish to thank Olivier Pantz for suggesting this research subject and for inspiring discussions and Alberto Farina for pointing out the link between Theorem 2.1 and known results in Geometric Analysis. This research has been partially supported by the Agence National de la Recherche, through the project: ANR-12-BS01-0014-01 Geometrya.

References

1. Giovanni Bellettini and Luca Mugnai. Approximation of Helfrich's functional via diffuse interfaces. *SIAM J. Math. Anal.*, 42(6):2402–2433, 2010.
2. Peter B. Canham. The minimum energy of bending as a possible explanation of the biconcave shape of the human red blood cell. *J. Theor. Biol.*, 26(1):61–81, 1970.
3. Luca Deseri, Mario D. Piccioni, and Giuseppe Zurlo. Derivation of a new free energy for biological membranes. *Contin. Mech. Thermodyn.*, 20(5):255–273, 2008.
4. Gero Friesecke, Richard D. James, and Stefan Müller. A theorem on geometric rigidity and the derivation of nonlinear plate theory from three-dimensional elasticity. *Comm. Pure Appl. Math.*, 55(11):1461–1506, 2002.
5. Wolfgang Helfrich. Elastic properties of lipid bilayers-theory and possible experimentsl. *Z. Naturforsch.*, C28:693–703, 1973.
6. Peter Wai-Kwong Li. *Harmonic functions and applications to complete manifolds*. XIV Escola de Geometria Diferencial. [XIV School of Differential Geometry]. Instituto de Matemática Pura e Aplicada (IMPA), Rio de Janeiro, 2006.
7. Simon Masnou and Giacomo Nardi. Gradient young measures, varifolds, and a generalized willmore functional. *Adv. Calc. Var.*, 2013.
8. Benoît Merlet. A highly anisotropic nonlinear elasticity model for vesicles. II: Derivation of the thin bilayer bending theory. *Submitted*, pages 1–57, 2013.
9. Olivier Pantz and Karim Trabelsi. A new non linear shell modeling combining flexural and membrane effects. *to appear in*, 2013.
10. Mark A. Peletier and Matthias Röger. Partial localization, lipid bilayers, and the elastica functional. *Arch. Ration. Mech. Anal.*, 193(3):475–537, 2009.
11. Stefano Pigola, Marco Rigoli, and Alberto G. Setti. *Vanishing and finiteness results in geometric analysis*, volume 266 of *Progress in Mathematics*. Birkhäuser Verlag, Basel, 2008. A generalization of the Bochner technique.
12. Brian Seguin and Eliot Fried. Microphysical derivation of the canham–helfrich free-energy density. *ARXIV*, pages 1–14, 2012.
13. Udo Seifert. Configurations of fluid membranes and vesicles. *Adv. Phys.*, 46(1):13–173, 1997.