



HAL
open science

Hierarchical Bayesian learning for electrical transient classification

Matthieu Sanquer, Florent Chatelain, Mabrouka El-Guedri, Nadine Martin

► **To cite this version:**

Matthieu Sanquer, Florent Chatelain, Mabrouka El-Guedri, Nadine Martin. Hierarchical Bayesian learning for electrical transient classification. ICASSP 2013 - 38th IEEE International Conference on Acoustics, Speech and Signal Processing, May 2013, Vancouver, Canada. pp.s/n. hal-00845137

HAL Id: hal-00845137

<https://hal.science/hal-00845137>

Submitted on 16 Jul 2013

HAL is a multi-disciplinary open access archive for the deposit and dissemination of scientific research documents, whether they are published or not. The documents may come from teaching and research institutions in France or abroad, or from public or private research centers.

L'archive ouverte pluridisciplinaire **HAL**, est destinée au dépôt et à la diffusion de documents scientifiques de niveau recherche, publiés ou non, émanant des établissements d'enseignement et de recherche français ou étrangers, des laboratoires publics ou privés.

HIERARCHICAL BAYESIAN LEARNING FOR ELECTRICAL TRANSIENT CLASSIFICATION

Matthieu Sanquer ^{*†}

Florent Chatelain^{*}

Mabrouka El-Guedri[†]

Nadine Martin^{*}

^{*} University of Grenoble, GIPSA-lab, 961 rue de la Houille Blanche,
BP 46, 38402, St Martin D'Hères, France

[†] Electricité de France – R&D, 4 Quai Watier, 78401 Chatou, France

ABSTRACT

This paper addresses the problem of the supervised signal classification, by using a hierarchical Bayesian method. Each signal is characterized by a set of parameters, the features, which are estimated from a set of learning signals. Moreover, these parameters are distributed according to a class-specific posterior distribution which allows one to capture the variability of the features within the same class. Within the hierarchical Bayesian framework, the feature extraction step and the learning step can be performed jointly. Unfortunately, the estimation of the class-specific distribution parameters requires the computation of intractable multi-dimensional integrals. Then a Markov-chain Monte Carlo (MCMC) algorithm is used to sample the posterior distributions of the features over all the training signals of each class. An application to electrical transient classification for non-intrusive load monitoring is introduced. Simulations over real-world electrical transients signals are driven and show the capacity of the proposed methodology to discriminate two classes of transients.

Index Terms— Hierarchical Bayesian model, MCMC methods, supervised classification, curve fitting, smooth transition regression model, non intrusive appliance load monitoring.

1. INTRODUCTION

Bayesian inference is an usual method in a learning framework [1]. This allows classification algorithms to be derived, based on the posterior distributions of some features that characterize a class. These posterior distributions are inferred on some learning signals. Finally, the classification task is usually performed for a given signal by choosing the class that maximizes the posterior probability of the features that have been extracted.

In standard classification methods, feature extraction and learning are performed separately. This approach is adequate when the feature extraction step is straightforward. However, in some cases, the feature extraction requires the use of computational estimation methods as, for instance, Markov chain Monte Carlo (MCMC) sampling methods in a hierarchical Bayesian approach. Under such circumstances, it is interesting to perform jointly the feature extraction and the learning tasks [2]. Furthermore, such a strategy offers the possibility to include some prior knowledge at different levels of abstraction in the hierarchical model. Then, feature variability within a class is taken into account in order to support classification.

The detection and the classification of electrical transients are useful in the context of non intrusive load monitoring (NILM). Machine learning methods have received a great attention to tackle NILM [12, 11]. The so called *microscopic* methods focus on the analysis of the waveform of the electrical transients. In fact, some

seminal works- [3] have shown that, when an appliance is turned on, it generates an electrical transient which is characteristic to the kind of the appliance. Consequently, some methods have already been investigated to detect and classify these appliances by fitting the transients that appear in the load curves according to some deterministic pattern [4]. However, these deterministic rules lead to some specific and manual feature extraction methods which are difficult to be generalized to real-world applications.

The main contribution of the present work is to study a general fully probabilistic approach to model and to classify the different electrical appliance transients. Thus, it benefits from the many advantages such as flexibility, confidence values, robustness... offered by probabilistic pattern recognition methods. The considered work extends the smooth transition regression modeling proposed in [5, 6] to the supervised classification problem. In [5, 6], a hierarchical Bayesian model was introduced to fit an unique transient with a view of achieving a sparse representation. In a machine learning framework, it seems now quite natural to account for some *overhypotheses* [7] on the feature variability. In our hierarchical Bayesian framework, these overhypotheses reduces to some hyperpriors common to all the signals of the same class. As a consequence, the feature extraction specific for each signal of a given class, and, the learning over all different electrical transient classes are performed jointly.

This paper is outlined as follows. The hierarchical Bayesian learning method based on the smooth transition regression parameters is given in the second section. The MCMC algorithm derived to infer the signal features and to learn the class-specific parameters is presented in section III. Some simulations conducted on real-world electrical transients are reported in section IV. Finally, some concluding remarks are exposed in the last section.

2. HIERARCHICAL BAYESIAN LEARNING

In a supervised classification context, the set of the training samples is denoted as \mathcal{X} . In our application, each sample $\mathbf{x} \in \mathcal{X}$ stands for the time series associated with a training signal. The class-label of $c(\mathbf{x}) \in \mathcal{C} = [1, \dots, N_C]$ is known for each example \mathbf{x} , and N_C denotes the number of different classes. For all $c \in \mathcal{C}$, the subset $\mathcal{X}_c = \{\mathbf{x} \in \mathcal{X} \mid c(\mathbf{x}) = c\}$ contains all the samples belonging to class labeled as c , whereas the number of samples in this class is denoted as $N_c = \text{card}(\mathcal{X}_c)$. Finally, $\mathbf{x}_{i,c}$ stands for the i^{th} sample in the class c .

The classification problem formulated in a Bayesian framework reduces to the computation of the posterior distributions $f(c|\mathbf{x}, \mathcal{X}_c)$ for each $c \in \mathcal{C}$ and for any given signal that does not belong to the training set : $\mathbf{x} \notin \mathcal{X}_c$. Assuming a zero-one loss function, the signal \mathbf{x} is classified according to the following maximum a posteriori decision rule:

$$c(\mathbf{x}) = \underset{c \in \mathcal{C}}{\operatorname{argmax}} f(c|\mathbf{x}, \mathcal{X}_c). \quad (1)$$

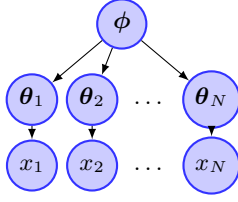


Fig. 1: Directed acyclic graph of the parameters and hyperparameters of the hierarchical Bayesian model - ϕ are the hyperparameters - θ_i are the features/parameters of the signal x_i

In the context of a model-based classification, a set of parameters (or features) θ is extracted from an input signal \mathbf{x} , using a parametric model. This model is defined by its likelihood function $f(\mathbf{x}|\theta)$ for all $\theta \in \Theta$, where Θ denotes the feature space.

2.1. Hierarchical Bayesian model

We will assume now that the signals belong to a given class c . For the sake of simplicity, the c subscript is omitted in the following. The training signal \mathbf{x}_i of the class c is modeled according to the following hierarchical model:

$$\mathbf{x}_i \sim f(\mathbf{x}|\theta_i), \quad (2)$$

$$\theta_i \sim f(\theta|\phi), \quad (3)$$

$$\phi \sim f(\phi|c), \quad (4)$$

where ϕ is set of hyperparameters which define the distribution of the parameters θ within a class. These expressions show that, first, each training signal \mathbf{x}_i is governed by a specific vector of features θ_i . This favors the ability of the model to account for the variability between the features of the same class. Secondly, all the feature vectors θ_i associated with all the training signals are governed by the same class-specific distribution. The hyperparameters ϕ of this distribution depends only on the considered class c . This ensures the ability of the model to categorize the different features in the same class. Last, the distribution $f(\phi|c)$ corresponds to the prior on these class-specific parameters. These hypotheses introduced in the hierarchical Bayesian model are set up at different levels of abstraction. This is in agreement with the notion of overhypothesis, as introduced, for instance, in [7]. These relations are depicted on the directed acyclic graph of the parameters and hyperparameters in Figure 1. Each stage of the underlying hierarchical Bayesian method is related to one of the standard steps of supervised learning:

1. Estimate θ_i from \mathbf{x}_i is the feature extraction stage,
2. Estimate ϕ from $\{\theta_1, \dots, \theta_N\}$ is the learning stage.

It is of note that these two steps are performed jointly within the hierarchical Bayesian framework. This is an appealing characteristic, these two steps being performed successively in a standard classification framework. Indeed, the estimation of the features of each training signal is improved if the feature distribution of the signals of the same class is taken into account.

In order to derive the classification rule, one needs to learn the parameters ϕ from the training examples \mathcal{X} . The following expression of $f(\phi|\mathcal{X})$ is derived, assuming that the training examples are independent conditionally to ϕ

$$f(\phi|\mathcal{X}) \propto f(\phi) \prod_{i=1}^N \int f(\mathbf{x}_i|\theta_i) f(\theta_i|\phi) d\theta_i. \quad (5)$$

Finally, the joint posterior of the class-specific parameters ϕ and the signal-specific parameters θ_i is deduced from (5)

$$f(\phi, \theta_1, \dots, \theta_N|\mathcal{X}) \propto f(\phi) \prod_{i=1}^N f(\mathbf{x}_i|\theta_i) f(\theta_i|\phi). \quad (6)$$

This is the most useful equation in our hierarchical Bayesian method as the analytical integration over the parameter space in (5) is not tractable in the general case.

2.2. Smooth transition regression model for transient modeling

For the processing of the electrical transients of our database, a specific model has been introduced in [5, 6]. We briefly recall in this section the basics of this model. The signal is modeled as a sequence of K constant consumption level connected by a sequence of $K-1$ transition functions centered around the time instants $\tau_i = [\tau_{1,i}, \dots, \tau_{K-1,i}]^T$. Then, for all $j = 1, \dots, n_i$

$$\mathbf{x}_i[j] = \sum_{k=1}^K [\pi_{k-1,i}(t_j) - \pi_{k,i}(t_j)] \beta_{k,i} + \epsilon_i[j], \quad (7)$$

where n_i is the length of the time series, ϵ_i is an i.i.d centered Gaussian noise vector with a variance σ_i^2 , $\beta_i = [\beta_{1,i}, \dots, \beta_{K,i}]^T$ is the vector of the active power consumption levels, and $\pi_{0,i}, \dots, \pi_{K,i}$ is the set of the transition functions. These transition functions are chosen among the family of stretched exponential functions

$$\pi_{k,i}(t) = \begin{cases} 1 - \exp\left[\left(\frac{t - \tau_{k,i}}{\lambda_{k,i}}\right)^{\ln(\alpha_{k,i})}\right] & t > \tau_{k,i} \\ 0 & t < \tau_{k,i} \end{cases}. \quad (8)$$

Each transition function $\pi_{k,i}$ is parameterized according to a location parameter $\tau_{k,i}$, a scale parameter $\lambda_{k,i}$ and a shape parameter $\alpha_{k,i}$. The number of components K is supposed to be known for each class of signal.

The linear relation between \mathbf{x}_i and β_i is captured by the matrix Z_i , the entries of which depend on the transition function parameters

$$\mathbf{x}_i = Z_i \beta_i + \epsilon_i. \quad (9)$$

The likelihood function for this model reads

$$f(\mathbf{x}_i|\theta_i) \propto \frac{1}{(\sigma_i^2)^{\frac{n_i}{2}}} \exp\left(-\frac{1}{2\sigma_i^2} (\mathbf{x}_i - Z_i \beta_i)^T (\mathbf{x}_i - Z_i \beta_i)\right), \quad (10)$$

where the parameter vector is $\theta_i = \{\sigma_i^2, \beta_i, \eta_i\}$, with η_i being the set of the transition function parameters $\eta_i = (\tau_{k,i}, \lambda_{k,i}, \alpha_{k,i})_{k=1, \dots, K-1}$

2.3. Prior distribution

In this work, we assume the classical hypothesis which leads to the naive Bayes classifier [1] (i.e conditional independence of the features given the class), which yields the following expression of the class-specific distribution over the parameter space

$$f(\theta_i|\phi) = f(\sigma_i^2|\rho_\sigma) f(\beta_i) \prod_{k=1}^{K-1} f(\lambda_{k,i}|\rho_{\lambda_k}) f(\alpha_{k,i}|\mu_{\alpha_k}, \sigma_{\alpha_k}^2),$$

where $\phi = \{\rho_\sigma, \rho_\lambda, \mu_\alpha, \sigma_\alpha^2\}$ is the hyperparameter vector, whereas $\rho_\lambda = (\rho_{\lambda_k})_{k=1, \dots, K-1}$, $\mu_\alpha = (\mu_{\alpha_k})_{k=1, \dots, K-1}$, and $\sigma_\alpha^2 = (\sigma_{\alpha_k}^2)_{k=1, \dots, K-1}$ are the parameters of the hyperpriors.

Conjugate inverse-gamma prior and g-prior are chosen for the variance of the observation noise σ_i^2 and the coefficients β_i respectively

$$\sigma_i^2|\rho_\sigma \sim \mathcal{IG}(1, \rho_\sigma), \quad (11)$$

$$\beta_i|\delta^2 \sim \mathcal{N}(\mathbf{0}, \sigma^2 \delta^2 (Z_i^T Z_i)^{-1}), \quad (12)$$

with \mathcal{IG} being the inverse-gamma distribution, \mathcal{N} being the normal distribution and δ^2 being fixed to $\delta^2 = 50$.

As the dependence of the likelihood with respect to the shape and scale parameters of the transitions functions is non standard, conjugate priors cannot be selected. Since no prior information is available on these parameters, vague priors defined on a support in agreement with the parameter spaces are considered. This leads to the following gamma and normal priors for the scale and shape parameters respectively

$$\lambda_{k,i} | (\nu_{\lambda_k}, \rho_{\lambda_k}) \sim \mathcal{G}(\nu_{\lambda_k}, \rho_{\lambda_k}), \quad (13)$$

$$\alpha_{k,i} | (\mu_{\alpha_k}, \sigma_{\alpha_k}^2) \sim \mathcal{N}(\mu_{\alpha_k}, \sigma_{\alpha_k}^2). \quad (14)$$

with \mathcal{G} being the gamma distribution with the ν_{λ_k} being fixed to the deterministic value $\nu_{\lambda_k} = 1$ for all $k = 1, \dots, K - 1$. The set of hyperparameter ϕ represents the distribution of parameters within a class. The prior distributions of these hyperparameters are called hyperpriors.

2.4. Hyperprior distribution

Since no information on these hyperparameters is available a priori, non informative, or sufficiently vague, priors are chosen

$$f(\mu_{\alpha_k}, \sigma_{\alpha_k}^2, \rho_{\lambda_k}) \propto \frac{1}{\sigma_{\alpha_k}^2} \frac{1}{\rho_{\lambda_k}} \mathbb{I}_{\mathbb{R}^+ \times \mathbb{R}^+ \times \mathbb{R}^+}(\mu_{\alpha_k}, \sigma_{\alpha_k}^2, \rho_{\lambda_k}) \quad (15)$$

$$f(\rho_\sigma) \propto \frac{1}{\rho_\sigma} \mathbb{I}_{\mathbb{R}^+}(\rho_\sigma), \quad (16)$$

with \mathbb{I}_A being the indicator function for the set A .

2.5. Marginalized posterior

The full joint posterior of class-specific parameters ϕ and parameters of each signal θ_i is deduced from the likelihood, the prior distributions and the hyperprior distribution using eq. (6). Then, the parameters β_i, σ_i^2 and hyperparameters $\rho_{\lambda_k}, \mu_{\alpha_k}, \sigma_{\alpha_k}^2$ are integrated out. Then the marginalize posterior distribution is :

$$f(\tau, \lambda, \alpha, \rho_\sigma | \mathcal{X}) \propto \frac{f(\rho_\sigma) \prod_{k=1}^{K-1} f((\lambda_{ki})_{i=1, \dots, N}) f((\alpha_{ki})_{i=1, \dots, N})}{\prod_{i=1}^N \left(\rho_\sigma + \frac{1}{2} \left(x_i^T x_i - \frac{\delta^2}{1+\delta^2} x_i^T Z_i^T (Z_i^T Z_i)^{-1} Z_i x_i \right) \right)^{\frac{n_i}{2} + 1}} \quad (17)$$

with

$$f((\lambda_{ki})_{i=1, \dots, N}) \propto \left(\sum_{i=1}^N \lambda_{ki} \right)^{-N \nu_{\lambda_k}} \prod_{i=1}^N \lambda_{ki}^{-(\nu_{\lambda_k} - 1)}, \quad (18)$$

$$f((\alpha_{ki})_{i=1, \dots, N}) \propto \left(\sum_{i=1}^N \left(\alpha_{ki} - \frac{1}{N} \sum_{j=1}^N \alpha_{kj} \right)^2 \right)^{-\frac{N}{2}}. \quad (19)$$

However analytical estimation of the remaining parameters and hyperparameters is not tractable. In this case, we sample the posterior distribution (6) by using an MCMC algorithm [8].

3. MCMC ALGORITHM

The standard Metropolis-Hastings algorithm is used to sample the parameters of the transitions τ, λ, α for each training signal from marginal posterior distribution (17). That is, at the iteration t , one of the transitions $k \in [1, K - 1]$ from the i th signal is selected and a proposal $(\tilde{\tau}_k, \tilde{\lambda}_k, \tilde{\alpha}_k)$ is drawn from a proposition distribution $q(\tau, \lambda, \alpha)$. The proposal is accepted with the probability

$$P = \min \left(1, \frac{f(\tilde{\tau}, \tilde{\lambda}, \tilde{\alpha} | \mathcal{X}) q(\tau^{(t)}, \lambda^{(t)}, \alpha^{(t)})}{f(\tau^{(t)}, \lambda^{(t)}, \alpha^{(t)} | \mathcal{X}) q(\tilde{\tau}, \tilde{\lambda}, \tilde{\alpha})} \right) \quad (20)$$

The reader might read [6] for a full description of the proposition distribution $q(\tau, \lambda, \alpha)$.

An acceptance-rejection move of the transitions configuration is attempted iteratively for each training signal. A sketch of the overall MCMC algorithm is

- for each training signal : $i = 1, \dots, N$
 - select one of the transitions $k \in [1, K - 1]$
 - draw a sample of $\tilde{\tau}_k, \tilde{\lambda}_k, \tilde{\alpha}_k$ according to the proposition distribution $q(\tau, \lambda, \alpha)$.
 - accept the proposal with the probability P defined in (20)
 - sample σ_i^2 according to his marginal posterior distribution $\sigma_i^2 | \eta_i, \rho_\sigma \sim \mathcal{IG} \left(\frac{n_i}{2} + 1, \rho_\sigma + \frac{1}{2} \left(x_i^T x_i - \frac{\delta^2}{1+\delta^2} \right) \right)$
- sample ρ_σ according to his marginal posterior distribution $\rho_\sigma \sim \mathcal{G} \left(N, \left[\sum_{i=1}^N \frac{1}{\sigma_i^2} \right]^{-1} \right)$

This algorithm generates a Markov chain of parameters (τ, λ, α) asymptotically distributed according to their marginalized posterior $f(\tau, \lambda, \alpha | \mathcal{X})$ (6). It is of note that, even if the hyperparameters ϕ have been integrated out, it is straightforward to derive their conditional posterior from the full joint posterior (6) thanks to the choice of conjugate hyperpriors. Then, the hyperparameters ϕ can be sampled from their conditional distribution in an additional Gibbs move within the MCMC algorithm.

3.1. Bayes factor computation

To evaluate the capacity of our method to discriminate efficiently two classes of transient, we estimate the Bayes factor b_{12} [9] of class c_1 against class c_2 which is defined for a signal x as

$$b_{12} = \frac{f(c_1 | x)}{f(c_2 | x)} = \frac{\int \int f(x | \theta) f(\theta | \phi) f(\phi | c_1) d\theta d\phi}{\int \int f(x | \theta) f(\theta | \phi) f(\phi | c_2) d\theta d\phi}. \quad (21)$$

Since the integrals over the parameters θ and ϕ are not tractable, we use Monte-Carlo integration to compute the Bayes factor [10]. More precisely, we sample the posterior distribution of the model (7) over a joint space created by a class indicator $c \in \mathcal{C}$, the parameters and the hyperparameters of the hierarchical Bayesian model. Then the MCMC estimate of the Bayes factor \hat{b}_{12} is obtained as the ratio of the number of occurrences of $c = c_1$ against the number of occurrences of $c = c_2$ within the samples of the class indicator c . The description of the MCMC algorithm used for the sampling of c is out of the scope of this communication (see [10] for more details).

4. RESULTS

The hierarchical Bayesian learning framework introduced in this work has been used in the context of nonintrusive load monitoring [3, 11, 12], more precisely for the identification of electrical transient produced by one appliance being turned on [4]. This issue is quite challenging and, to our knowledge, there is no standard method or public dataset of such transient signals so that we can give comparative results to assess the performance of the method introduced in this work. Moreover, using the smooth regression model to extract some features from the signal yields a trans-dimensional space: each class is not described with the same number of features. Unfortunately, standard supervised learning methods [13] can not deal directly with such kind of a feature space.

The method has been tested over a database of real-world electrical transient, provided by EDF R&D. The transients are generated by two classes of appliances, $c_1 = \text{“vacuum cleaner”}$ and

c_2 = “refrigerator”, the number of signals being 18 and 36 for each class respectively. The database has been split in half to form a learning set and a test set of signals. The number of component K is fixed for each class, using prior work [5, 6]: $K_1 = 3$ for the class c_1 and $K_2 = 4$ for the class c_2 . The MCMC algorithm has been applied to generate samples from the joint posterior distribution of parameters and hyperparameters in order to perform the feature extraction and the learning of each class. The first 2×10^3 iterations which corresponds to the burn-in period have been thrown away. The next 3×10^3 iterations are used to estimate the posterior distribution of parameters and hyperparameters over the training signals. Those posteriors are depicted in Figure 2 for the class c_1 and in Figure 4 for the class c_2 . It is of note that the feature parameters θ can take quite different values from one signal to another within a class. This emphasizes the variability within the class. However the posterior distribution of the hyperparameters ϕ are quite regular although they summarize all the training set of signals.

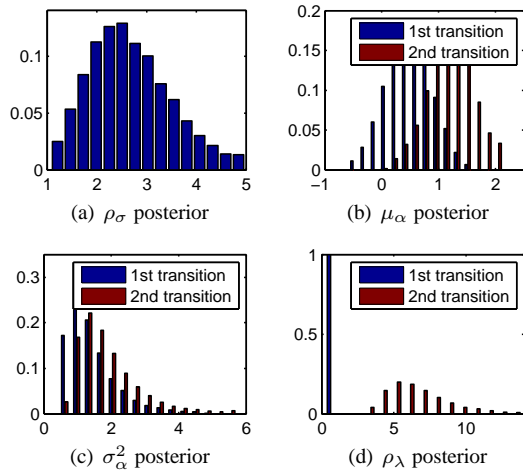


Fig. 2: Hyperparameters distribution for the class c_1

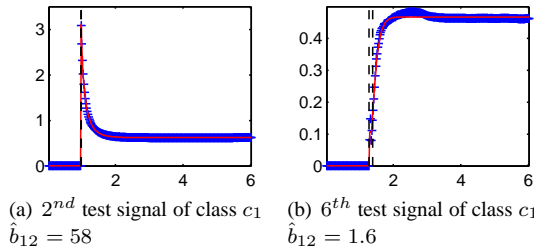


Fig. 3: Two examples of the active power (kW) versus time (s) for vacuum cleaner transient (blue) with their smooth transition regression fit (red) and the position of the transitions (black)

signal	1	2	3	4	5	6	7	8
c_1	30	58	14	13	37	1.6	5.0	14
c_2	0	0	0	0	0	0	0	5.5

Table 1: MCMC estimates of the Bayes factor \hat{b}_{12} for each test signal (columns) of the two classes c_1 and c_2 (rows). The bold values correspond to the test signals shown in Figures 3 and 5.

Finally, to assess the ability of this method to discriminate the two classes of transients, the MCMC estimate of the Bayes factor \hat{b}_{12} has been computed for each test signal. Table 1 reports these estimates for the 8 test signals of the class c_1 , numbered from 1 to 8, and for the 8 first test signals of the class c_2 . The value \hat{b}_{12} for the test signals of the class c_2 which are not shown in table 1 is 0. It

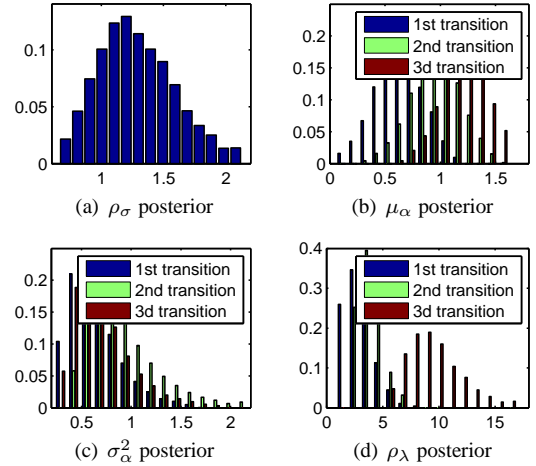


Fig. 4: Hyperparameters distribution for the class c_2

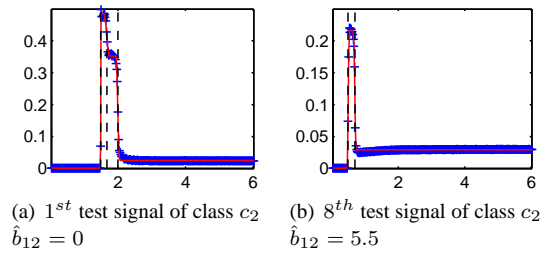


Fig. 5: Two examples of the active power (kW) versus time (s) for refrigerator transient (blue) with their smooth transition regression fit (red) and the position of the transitions (black)

means that, the convergence of the MCMC sampler being reached, the label parameter c takes only the value c_2 . Within each class, the signal with the greater and the lesser value of the Bayes factor estimates are depicted in Figures 3 and 5 with their curve fitting estimate derived from the smooth transition model. The Bayes factor estimate of each signal is indicated on the corresponding figure. The 8th signal of class c_2 , shown in figure 5(b) is classified in the wrong class, \hat{b}_{12} being greater than one. The 6th signal of class c_1 , shown in figure 3(b) is well classified though \hat{b}_{12} is barely greater than one. Nevertheless, the results suggest that the proposed model is discriminant with respect to this two classes. Indeed, except for the two signals mentioned, every test signals are classified with a substantial evidence in favor of the correct model ($B > 3.2$ according to Kass’s interpretation of the Bayes factor [9]).

5. CONCLUSION

A hierarchical Bayesian method has been introduced to perform jointly the feature extraction and the class learning over a database of electrical transients. With this methodology, the variability of the signal features within a class is summarized by the posterior distribution thanks to a few number of hyperparameters. The results obtained over a few number of test signals suggest that this method is able to separate efficiently some appliance classes without over-learning the training set of signals. However, to be fully convincing, the evaluation of the classification performance has now to be conducted over larger data sets, and over other classes of transients. The extension of the method to detect and classify multiple transients in a single signal is also under investigation.

6. REFERENCES

- [1] Pedro Domingos and Michael Pazzani, "On the optimality of the simple Bayesian classifier under zero-one loss," *Machine Learning*, vol. 29, pp. 103137, 1997.
- [2] Manuel Davy, Christian Doncarli, and Jean-Yves Tournier, "Classification of Chirp Signals Using Hierarchical Bayesian Learning and MCMC Methods," *IEEE Trans. On Signal Processing*, vol. 50, no. 2, pp. 377–388, 2002.
- [3] George W. Hart, "Nonintrusive Appliance Load Monitoring," *Proceedings of the IEEE*, vol. 80, no. 12, pp. 1870–1891, 1992.
- [4] Steven Leeb, *A conjoint pattern recognition approach to non-intrusive load monitoring*, Ph.D. thesis, Massachusetts Institute of Technology, 1993.
- [5] Matthieu Sanquer, Florent Chatelain, Mabrouka El Guedri, and Nadine Martin, "A reversible jump mcmc algorithm for bayesian curve fitting using smooth transition regression models.," in *Proceedings of ICASSP*, 2011.
- [6] Matthieu Sanquer, Florent Chatelain, Mabrouka El Guedri, and Nadine Martin, "A smooth transition model for multiple-regime time series," *IEEE Trans. on Signal Processing*.
- [7] Charles Kemp, Amy Pefors, and Joshua B. Tenenbaum, "Learning overhypotheses with hierarchical bayesian models," *Developmental Science*, vol. 10, no. 3, pp. 307–321, 2007.
- [8] Christian Robert, *The Bayesian choice: from decision-theoretic foundations to computational implementation*, Springer-Verlag, 2nd edition, 2001.
- [9] Robert E. Kass and Adrian E. Raftery, "Bayes factors," *Journal of the American Statistical Association*, vol. 90, no. 430, pp. 791, 1995.
- [10] Cong Han and Bradley P Carlin, "Markov chain monte carlo methods for computing bayes factors," *Journal of the American Statistical Association*, vol. 96, no. 455, pp. 1122–1132, 2001.
- [11] M. Zeifman and K. Roth, "Nonintrusive appliance load monitoring: Review and outlook," *IEEE Trans. on Consumer Electronics*, vol. 57, no. 1, pp. 76–84, february 2011.
- [12] J. Liang, S. Ng, G. Kendall, and J. Cheng, "Load signature study - part i: Basic concept, structure, and methodology," *Power Delivery, IEEE Transactions on*, vol. 25, no. 2, pp. 551–560, april 2010.
- [13] C.M. Bishop, *Pattern recognition and machine learning*, Information Science and Statistics. Springer-Verlag, 2nd edition, 2006.