



HAL
open science

A posteriori error estimates, stopping criteria, and adaptivity for multiphase compositional Darcy flows in porous media

Daniele Antonio Di Pietro, Eric Flauraud, Martin Vohralík, Soleiman Yousef

► **To cite this version:**

Daniele Antonio Di Pietro, Eric Flauraud, Martin Vohralík, Soleiman Yousef. A posteriori error estimates, stopping criteria, and adaptivity for multiphase compositional Darcy flows in porous media. 2013. hal-00839487v1

HAL Id: hal-00839487

<https://hal.science/hal-00839487v1>

Preprint submitted on 28 Jun 2013 (v1), last revised 14 Apr 2014 (v2)

HAL is a multi-disciplinary open access archive for the deposit and dissemination of scientific research documents, whether they are published or not. The documents may come from teaching and research institutions in France or abroad, or from public or private research centers.

L'archive ouverte pluridisciplinaire **HAL**, est destinée au dépôt et à la diffusion de documents scientifiques de niveau recherche, publiés ou non, émanant des établissements d'enseignement et de recherche français ou étrangers, des laboratoires publics ou privés.

A posteriori error estimates, stopping criteria, and adaptivity for multiphase compositional Darcy flows in porous media*

Daniele A. Di Pietro^{†1}, Eric Flaureau^{‡2}, Martin Vohralík^{§3}, and Soleiman Yousef^{¶2,4}

¹ University of Montpellier 2, I3M, 34057 Montpellier CEDEX 5, France

² IFP Energies nouvelles, 1 & 4 av. Bois Préau, 92852 Rueil-Malmaison, France

³ INRIA Paris-Rocquencourt, B.P. 105, 78153 Le Chesnay, France

⁴ UPMC Univ. Paris 06, UMR 7598, Laboratoire Jacques-Louis Lions, 75005, Paris, France
& CNRS, UMR 7598, Laboratoire Jacques-Louis Lions, 75005, Paris, France

June 28, 2013

Abstract

In this paper we derive a posteriori error estimates for the compositional model of multiphase Darcy flow in porous media, consisting of a system of strongly coupled nonlinear unsteady partial differential and algebraic equations. We show how to control the dual norm of the residual augmented by a nonconformity evaluation term by fully computable estimators. We then decompose the estimators into the space, time, linearization, and algebraic error components. This allows to formulate criteria for stopping the iterative algebraic solver and the iterative linearization solver when the corresponding error components do not affect significantly the overall error. Moreover, the spatial and temporal error components can be balanced by time step and space mesh adaptation. Our analysis applies to a broad class of standard numerical methods, and is independent of the linearization and of the iterative algebraic solvers employed. We exemplify it for the two-point finite volume method with fully implicit Euler time stepping, the Newton linearization, and the GMRES algebraic solver. Numerical results on two real-life reservoir engineering examples confirm that significant computational gains can be achieved thanks to our adaptive stopping criteria, already on fixed meshes, without any noticeable loss of precision.

Key words: a posteriori error analysis, adaptive algorithms, compositional Darcy flow, finite volume methods.

1 Introduction

Reservoir modeling is an important branch of petroleum engineering which provides predictive tools to elaborate reservoir exploration and oil production strategies. From a mathematical standpoint, the underlying models require the numerical solution of highly nontrivial problems resulting from nonlinear, strongly coupled systems of partial differential and algebraic equations. Our goal is to show that also in such complex cases, one can devise efficient solution algorithms based on a posteriori error estimates that ensure error control and allow significant computational savings in numerical simulations. Improving the performance of reservoir simulators is a key point, since the simulation of complex Darcian flows in three space dimensions accounts for the largest part of the computational effort in optimization models for petroleum fields exploitation.

We focus on the Darcy flow of several fluids through a subsurface porous medium. We suppose that the fluids are composed of a finite number of components that constitute the phases in the reservoir. Under

*This research was supported by the ERT project “Enhanced oil recovery and geological sequestration of CO₂: mesh adaptivity, a posteriori error control, and other advanced techniques” (LJLL/IFPEN).

[†]daniele.di-pietro@univ-montp2.fr

[‡]eric.flauraud@ifpen.fr

[§]martin.vohralik@inria.fr

[¶]Corresponding author, yousef@ann.jussieu.fr

the assumption that the flow process is isothermal, the equations that govern the compositional model are the conservation of the amount of each component supplemented by algebraic equations expressing the conservation of volume, the conservation of the quantity of matter, and the thermodynamic equilibrium.

Several numerical methods have been proposed for the discretization of the compositional model. Finite difference and finite element methods can be used under some assumptions on the physical data, see [4, 10, 26, 65] and references therein, but do not respect directly the local mass conservation. Mixed finite element methods do not suffer from such a drawback and have been extensively used and analyzed, see, e.g. [30, 24, 25] and references therein. They can moreover easily handle complicated geometries.

Recently, finite volume methods have become popular in reservoir engineering in view of their numerous advantages: they meet the industrial constraints of robustness and low computational cost, they satisfy local conservation, are simple to code, and can be used on a large variety of meshes. Several node-centered finite volume discretizations are presented and compared by Huber and Helming [43]. Cell-centered finite volume methods have been considered in [50, 62, 39, 40]. A symmetric and coercive cell-centered finite volume scheme for discretizing Darcy fluxes has been proposed in [6]. A particularly popular family of cell-centered finite volume schemes in the oil industry is that of multi-point methods, which can be easily plugged into traditional simulators thereby allowing to handle very complicated geometries. They have been studied in the multiphase compositional context by Aavatsmark et al. [1, 2], see also the references therein. More recently, a variation with compact stencil and increased stability has been proposed and analyzed in [5]. For an up-to-date review of discretization methods for diffusive fluxes in the context of geoscience models we refer to [28]; see also Droniou [31] for a wider-scope introduction to finite volume methods for diffusive problems on general meshes.

To the best of our knowledge, almost no work has been done to this day on a posteriori error estimates and stopping criteria for the general version of the multiphase compositional model allowing an arbitrary number of phases and components. The goal of the present work is to fill this gap.

A posteriori error estimates enable to monitor the computational error. For model unsteady nonlinear problems, some of the first rigorous results were obtained by Eriksson and Johnson [34] and by Verfürth [60, 61]. Degenerate problems have subsequently been studied by Nochetto et al. [52], Ohlberger [53], and lastly in [29]. An adaptation of the estimators for finite volume discretizations of hyperbolic conservation laws of Kröner and Ohlberger [48] to a steam-assisted gravity drainage two-component, three-phase flow has been presented by Mamaghani et al. [51]. For multiphase reservoir simulation, adaptive mesh refinement algorithms based on dynamic local grid refinement approaches were first considered by Heineemann [41] and Ewing et al. [37]. Then, in [57], Sammon discussed the development of adaptive techniques in the context of unstructured grids for compositional simulation. Local refinement based on structured grid adaptive mesh refinement was probably first applied by Hornung and Trangenstein in [42] and Trangenstein and Bi [59]. In Pau et al. [54, 55], another development of a structured grid adaptive mesh refinement algorithm for incompressible/compressible two-phase flow in porous media is discussed. Recently, the first rigorous results for immiscible incompressible two-phase flow have appeared. Reference [64] develops a general abstract framework for a posteriori estimates of the dual norm of the residual augmented by a nonconformity evaluation term, and proposes an adaptive algorithm with stopping criteria for the iterative solution of the arising linear systems and iterative linearization/iterative coupling, wherein the spatial and temporal errors are equilibrated. This leads to both error control and important computational savings. Rigorous energy-spaces-type bounds have then been obtained for vertex-centered finite volume discretizations in [20].

In this paper we derive fully computable a posteriori error estimates for a general version of the multiphase compositional model. Following [64], the results are derived for the error measured as the dual norm of the residual augmented by a nonconformity evaluation term. This error measure has the advantage of simplifying the analysis because it stems directly from the given model. It has recently been proved, for conforming discretizations of model nonlinear problems such as the immiscible incompressible two-phase flow in [20] and of the two-phase Stefan problem in [29], that this error measure is an upper bound for an energy-spaces-type norm of the difference between the exact and approximate solutions.

Our a posteriori error estimate can be separated into parts identifying the various sources of the error in the numerical solution. More specifically, we construct: a spatial estimator incorporating the errors related to the space discretization and to the nonconformity of the scheme; a temporal estimator accounting for the time discretization error; a linearization estimator due to the approximate linearization; and, finally, an algebraic estimator due to the inexact solution of the arising linear algebraic systems. Distinguishing the different error components allows to formulate stopping criteria for

the iterative linearization and iterative algebraic solvers that stop the iterations when the corresponding error components no longer affect significantly the overall error. We also propose to equilibrate the space and time errors by adapting the choice of the time step and adjusting adaptively the computational mesh. These criteria are collected to design an adaptive algorithm for the resolution of the multiphase compositional model ensuring a user-given precision and significant computational savings compared to the classical resolution of the model, and this already on fixed meshes. Additionally, our estimators prove capable of identifying relevant features of the solution such as well singularities and moving fronts. This anticipates them to be a good tool for the local adaptation of the spatial mesh. This topic will be treated in detail in a future work.

The paper is organized as follows. In Section 2 we describe the system of equations for the multiphase compositional model and identify the unknowns and relevant physical properties along with their dependencies. We also discuss therein a fully implicit cell-centered finite volume discretization with phase upwind and two-point discretization of the diffusive fluxes. In Section 3 we introduce the corresponding weak formulation, define the error measure, and state our a posteriori error estimate. In Section 4 we distinguish the different arising error components and propose a fully adaptive algorithm. Finally, in Section 5 we illustrate our theoretical analysis by numerical results; already on fixed meshes, we obtain the same precision and a speed-up factor of order 10 in terms of the total number of algebraic solver iterations in comparison with the classical resolution.

2 Setting

We introduce in this section the multiphase compositional model and its finite volume discretization.

2.1 The multiphase compositional model

The compositional Darcy model describes the flow of several fluids through a porous medium reservoir occupying the space region $\Omega \subset \mathbb{R}^d$, $d \in \{2, 3\}$, over the time interval $(0, t_F)$, $t_F > 0$. It is assumed in what follows that Ω is a bounded connected polygon if $d = 2$ or polyhedron if $d = 3$.

2.1.1 Model unknowns

We consider a system where matter is present in different *phases* collected in the set $\mathcal{P} = \{p\}$, each containing one or more *components* from the set $\mathcal{C} = \{c\}$. For a given phase $p \in \mathcal{P}$, let $\mathcal{C}_p \subset \mathcal{C}$ be the set of its components, and, for a given component $c \in \mathcal{C}$, denote by \mathcal{P}_c the set of the phases which contain c . For a given phase $p \in \mathcal{P}$, S_p denotes the *saturation*, i.e., the fraction of the pore volume occupied by p , and, for each component $c \in \mathcal{C}_p$, $C_{p,c}$ is the corresponding *molar fraction* in p . Saturations are collected in the vector $\mathbf{S} = (S_p)_{p \in \mathcal{P}}$ while, for all $p \in \mathcal{P}$, molar fractions are collected in the vectors $\mathbf{C}_p := (C_{p,c})_{c \in \mathcal{C}_p}$. We tackle here the isothermal case where no energy source or sink is present and the temperature of both the fluids and the porous medium are fixed to a given value. The dependence on the temperature is hence not taken into account in what follows. We denote by P the *reference pressure* such that the *phase pressures* P_p , $p \in \mathcal{P}$, are expressed as

$$P_p = P_p(P, \mathbf{S}) := P + P_{c_p}(\mathbf{S}), \quad (2.1)$$

where $P_{c_p}(\mathbf{S})$ is a *generalized capillary pressure*. In a two-phase system, the standard capillary pressure is defined as the difference between the non-wetting and wetting phase pressures. In multiphase systems, capillary pressures are usually obtained by combining the expressions of capillary pressures for each couple of non-wetting and wetting phases. Formula (2.1) allows to deal with this aspect in a more abstract and mathematically convenient way by introducing a symmetry in the treatment of the phases. In practice, the reference pressure is chosen as the pressure of a suitable phase $p \in \mathcal{P}$, whose generalized capillary pressure is hence identically zero. The unknowns of the model are collected in the vector

$$\mathcal{X} := \begin{pmatrix} P \\ (S_p)_{p \in \mathcal{P}} \\ (C_{p,c})_{p \in \mathcal{P}, c \in \mathcal{C}_p} \end{pmatrix}.$$

This gives a total of $1 + N_{\mathcal{P}} + \sum_{p \in \mathcal{P}} N_{\mathcal{C}_p}$ unknowns, (here and in what follows, $N_{\mathcal{S}}$ stands for the cardinality of the set \mathcal{S}).

2.1.2 Physical properties

The porous medium is characterized by its *porosity* ϕ and its *absolute permeability* $\mathbf{\Lambda}$, both of which are assumed constant in time for the sake of simplicity. For each fluid phase $p \in \mathcal{P}$, the following properties are relevant to the model (the usual dependence is provided in brackets): (i) the *molar density* $\zeta_p(P_p, \mathbf{C}_p)$; (ii) the *mass density* $\rho_p(P_p, \mathbf{C}_p)$; (iii) the *viscosity* $\mu_p(P_p, \mathbf{C}_p)$; (iv) the *relative permeability* $k_{r,p}(\mathbf{S})$; (v) for all $c \in \mathcal{C}_p$, the *fugacity* $f_{c,p}(P_p, \mathbf{C}_p)$. It is also convenient to define for each phase $p \in \mathcal{P}$ the *mobility* given by $\nu_p(P_p, \mathbf{S}, \mathbf{C}_p) := \zeta_p(P_p, \mathbf{C}_p) \frac{k_{r,p}(\mathbf{S})}{\mu_p(P_p, \mathbf{C}_p)}$.

2.1.3 Governing partial differential equations

The governing partial differential equations (PDEs) are obtained by enforcing the conservation of the amounts of each component, using a constitutive law to relate the average phase velocities to the unknowns of the model. The conservation of the amount of each component is expressed by the following system of $N_{\mathcal{C}}$ PDEs:

$$\partial_t l_c + \nabla \cdot \Phi_c = q_c, \quad \forall c \in \mathcal{C}, \quad (2.2)$$

where, for each $c \in \mathcal{C}$, the *component flux* Φ_c has the following expression:

$$\Phi_c := \sum_{p \in \mathcal{P}_c} \Phi_{p,c}, \quad \Phi_{p,c} = \Phi_{p,c}(P_p, \mathbf{S}, \mathbf{C}_p) := \nu_p(P_p, \mathbf{S}, \mathbf{C}_p) C_{p,c} \mathbf{v}_p(P_p, \mathbf{C}_p), \quad (2.3)$$

and for all $p \in \mathcal{P}$, \mathbf{v}_p represents the *average phase velocity* given by Darcy's law,

$$\mathbf{v}_p = \mathbf{v}_p(P_p, \mathbf{C}_p) = -\mathbf{\Lambda} (\nabla P_p - \rho_p(P_p, \mathbf{C}_p) \mathbf{g}) = -\mathbf{\Lambda} (\nabla P_p + \rho_p(P_p, \mathbf{C}_p) g \nabla z), \quad (2.4)$$

where \mathbf{g} denotes the *gravity vector* acting in the negative z direction and g its Euclidian norm. Additionally, in (2.2), $q_c \in L^2((0, t_F); L^2(\Omega))$ denotes a *source or sink* and l_c is the *amount* (in moles) of component c per unit volume,

$$l_c = l_c(\mathcal{X}) = \phi \sum_{p \in \mathcal{P}_c} \zeta_p(P_p, \mathbf{C}_p) S_p C_{p,c}. \quad (2.5)$$

For the sake of simplicity, we assume that no-flow boundary conditions are prescribed for all the component fluxes,

$$\Phi_c \cdot \mathbf{n}_\Omega = 0 \quad \text{on } \partial\Omega \times (0, t_F) \quad \forall c \in \mathcal{C}, \quad (2.6)$$

where $\partial\Omega$ denotes the boundary of Ω and \mathbf{n}_Ω its unit outward normal. At $t = 0$ we prescribe the *initial amount* of each component,

$$l_c(\cdot, 0) = l_c^0 \quad \forall c \in \mathcal{C}. \quad (2.7)$$

2.1.4 Closure algebraic equations

The governing PDEs of the previous section need to be supplemented by a system of algebraic equations imposing the volume conservation, the conservation of the quantity of matter, and local thermodynamic equilibria. First, it is assumed that the pore volume is saturated by the phases, i.e.,

$$\sum_{p \in \mathcal{P}} S_p = 1. \quad (2.8)$$

Next, by definition, the molar fractions satisfy

$$\sum_{c \in \mathcal{C}_p} C_{p,c} = 1 \quad \forall p \in \mathcal{P}, \quad (2.9)$$

which corresponds to a total of $N_{\mathcal{P}}$ algebraic equations. Finally, we assume the thermodynamic equilibrium expressed by

$$\sum_{c \in \mathcal{C}} (N_{\mathcal{P}_c} - 1) = \sum_{p \in \mathcal{P}} N_{\mathcal{C}_p} - N_{\mathcal{C}} \quad (2.10)$$

equalities of fugacities. Formulating the thermodynamic equilibrium (2.10) for an arbitrary number of phases and components lies out of the scope of the present work, and we limit ourselves in the next section to two examples. For further details we refer to Bear [14] or Chen et al. [25].

2.1.5 Examples

To fix the ideas, we now present two common examples of multiphase compositional flows in the context of reservoir simulation.

Example 1 (Three-phase flow). *We consider three phases, typically water, gas, and oil, $\mathcal{P} = \{w, g, o\}$, containing N_C components decomposed into $N_{\mathcal{H}} := N_C - 1$ hydrocarbon components from the set \mathcal{H} , and one water component e . Usually, under isothermal conditions, mass interchange occurs only between the gas phase and the oil phase. Thus, the water phase contains only the water component e with molar fraction $C_{w,e} = 1$. The equations from (2.10) expressing the thermodynamic equilibrium between the oil and gas phases take here the form*

$$f_{c,o}(P, \mathbf{C}_o) = f_{c,g}(P, \mathbf{C}_g), \quad \forall c \in \mathcal{H}, \quad (2.11)$$

which corresponds to $N_{\mathcal{H}}$ algebraic equations. Condition (2.11) is often reformulated as

$$K_c^o(P, \mathbf{C}_o)C_{o,c} = K_c^g(P, \mathbf{C}_g)C_{g,c}, \quad \forall c \in \mathcal{H}, \quad (2.12)$$

where K_c^o, K_c^g are the so-called equilibrium constants for the component $c \in \mathcal{H}$ in the oil and gas phases, respectively. Letting $K_c^{o,g} := \frac{K_c^o}{K_c^g}$, we can write (2.11) as

$$C_{g,c} = K_c^{o,g}(P, \mathbf{C}_o, \mathbf{C}_g)C_{o,c}, \quad \forall c \in \mathcal{H}, \quad (2.13)$$

with $K_c^{o,g}$ the equilibrium constant between the oil and gas phases for the component $c \in \mathcal{H}$. Using the equations of mass conservation (2.2), volume conservation (2.8), conservation of the quantity of matter (2.9), and the thermodynamic equilibrium (2.13), the three-phase compositional model reads

$$\begin{aligned} \partial_t(\phi\zeta_w S_w C_{w,e}) + \nabla \cdot \left(\frac{\zeta_w k_{r,w}}{\mu_w} C_{w,e} \mathbf{v}_w \right) &= q_e, \\ \partial_t(\phi(\zeta_o S_o C_{o,c} + \zeta_g S_g C_{g,c})) + \nabla \cdot \left(\frac{\zeta_o k_{r,o}}{\mu_o} C_{o,c} \mathbf{v}_o + \frac{\zeta_g k_{r,g}}{\mu_g} C_{g,c} \mathbf{v}_g \right) &= q_c \quad \forall c \in \mathcal{H}, \\ S_w + S_o + S_g &= 1, \\ C_{w,e} &= 1, \\ \sum_{c \in \mathcal{C}_o} C_{o,c} &= 1, \\ \sum_{c \in \mathcal{C}_g} C_{g,c} &= 1, \\ K_c^{o,g}(P, \mathbf{C}_o, \mathbf{C}_g)C_{o,c} &= C_{g,c}, \quad \forall c \in \mathcal{H}, \end{aligned} \quad (2.14)$$

where the phase pressures are given by (2.1) and the Darcy velocities by (2.4), while the boundary and initial conditions are respectively specified by (2.6) and (2.7). The total number of equations is $2N_C + 3$. Recall that the unknowns are one reference pressure, $N_{\mathcal{P}}$ saturations, and $\sum_{p \in \mathcal{P}} N_{C_p}$ molar fractions, totaling

$$1 + N_{\mathcal{P}} + \sum_{p \in \mathcal{P}} N_{C_p} = 1 + 3 + (1 + 2 \times (N_C - 1)) = 2N_C + 3,$$

which gives us the same number of equations as unknowns.

Example 2 (Miscible two-phase flow). *We next examine how the model of Example 1 simplifies when water is not present. This is precisely the case considered in the numerical examples of Section 5 below. The phases are now gas and oil, corresponding to $\mathcal{P} = \{g, o\}$, composed of N_C hydrocarbon components with, using the notation of Example 1, $\mathcal{C} = \mathcal{H}$. Mass interchange is allowed between these two phases, and the thermodynamic equilibrium relations are given by (2.11) or (2.12) as in the previous example.*

The system of equations (2.14) simplifies to

$$\begin{aligned} \partial_t(\phi(\zeta_o S_o C_{o,c} + \zeta_g S_g C_{g,c})) + \nabla \cdot \left(\frac{\zeta_o k_{r,o}}{\mu_o} C_{o,c} \mathbf{v}_o + \frac{\zeta_g k_{r,g}}{\mu_g} C_{g,c} \mathbf{v}_g \right) &= q_c, \quad \forall c \in \mathcal{C}, \\ S_o + S_g &= 1, \\ \sum_{c \in \mathcal{C}_o} C_{o,c} &= 1, \\ \sum_{c \in \mathcal{C}_g} C_{g,c} &= 1, \\ K_c^{o,g}(P, \mathbf{C}_o, \mathbf{C}_g) C_{o,c} &= C_{g,c}, \quad \forall c \in \mathcal{C}, \end{aligned} \tag{2.15}$$

amounting to $2N_C + 3$ equations. Also in this case we have the same number of equations as unknowns, the latter equaling to

$$1 + N_P + \sum_{p \in \mathcal{P}} N_{C_p} = 1 + 2 + (2 \times (N_C)) = 2N_C + 3.$$

2.2 An implicit finite volume scheme with phase-upwind and two-point discretization of diffusive fluxes

In this section we briefly discuss a fully implicit numerical scheme for the multiphase compositional model of Section 2.1 based on phase-upwind and two-point finite volume discretization of diffusive fluxes. The use of phase-upwind for the finite volume discretization of the Darcy problem is considered, e.g., in Brenier and Jaffré [16] and Eymard et al. [40]. This scheme is of primary importance due to its stability and consequent popularity in the oil industry.

2.2.1 Space-time meshes

Let $(\tau_n)_{1 \leq n \leq N}$ denote a sequence of positive real numbers corresponding to the discrete time steps such that $t_F = \sum_{n=1}^N \tau_n$. We consider the discrete times $(t^n)_{0 \leq n \leq N}$ such that $t^0 := 0$ and, for $1 \leq n \leq N$, $t^n := \sum_{i=1}^n \tau_i$; then we define the time intervals $I_n := (t^{n-1}, t^n)$. For a function of time v with sufficient regularity we denote $v^n := v(t^n)$, $0 \leq n \leq N$, and, for $1 \leq n \leq N$, we define the backward differencing operator

$$\partial_t^n v := \frac{1}{\tau^n} (v^n - v^{n-1}) \tag{2.16}$$

that we shall use for both scalar and vector functions.

Let $(\mathcal{M}^n)_{0 \leq n \leq N}$ denote a family of meshes of the space domain Ω superadmissible in the sense of Eymard et al. [38, Definition 3.1]. Common instances of superadmissible meshes are Cartesian orthogonal grids or matching simplicial meshes that satisfy the (strict) Delaunay condition. Superadmissibility requires, in particular, that for all $M \in \mathcal{M}^n$ there exists a point $\mathbf{x}_M \in M$ (the cell center), and for all mesh faces σ , there exists a point $\bar{\mathbf{x}}_\sigma \in \sigma$ (the face center) such that, for all faces σ lying on the boundary of an element M , the line segment joining \mathbf{x}_M with $\bar{\mathbf{x}}_\sigma$ is $\mathbf{\Lambda}^{-1}$ -orthogonal to σ . In what follows we let, for all $M \in \mathcal{M}^n$ and all $\sigma \in \mathcal{E}_M^{i,n}$, $d_{M,\sigma} := \text{dist}(\mathbf{x}_M, \bar{\mathbf{x}}_\sigma)$, where $\mathcal{E}_M^{i,n}$ denotes the faces of an element $M \in \mathcal{M}^n$ not lying on $\partial\Omega$. For every element $M \in \mathcal{M}^n$, we denote by $|M|$ its d -dimensional Lebesgue measure and by h_M its diameter. For $0 \leq n \leq N$, we denote by \mathcal{E}^n the set of mesh faces. Boundary faces are collected in the set $\mathcal{E}^{b,n} := \{\sigma \in \mathcal{E}^n; \sigma \subset \partial\Omega\}$ and we let $\mathcal{E}^{i,n} := \mathcal{E}^n \setminus \mathcal{E}^{b,n}$. For an internal face $\sigma \in \mathcal{E}^{i,n}$ we fix an arbitrary orientation and denote the corresponding unit normal vector by \mathbf{n}_σ . For a boundary face $\sigma \in \mathcal{E}^{b,n}$, \mathbf{n}_σ coincides with the exterior unit normal \mathbf{n}_Ω of Ω .

2.2.2 Finite volume discretization

In the context of cell-centered finite volume methods, the unknowns of the model are discretized using one value per cell: For all $0 \leq n \leq N$ we let

$$\mathcal{X}_M^n := (\mathcal{X}_M^n)_{M \in \mathcal{M}^n}, \quad \mathcal{X}_M^n := \begin{pmatrix} P_M^n \\ (S_{p,M}^n)_{p \in \mathcal{P}} \\ (C_{p,c,M}^n)_{p \in \mathcal{P}, c \in \mathcal{C}_p} \end{pmatrix} \quad \forall M \in \mathcal{M}^n.$$

In particular, in practice, the initial condition (2.7) needs to be augmented to

$$\mathcal{X}_{\mathcal{M}}(\cdot, 0) = \mathcal{X}_{\mathcal{M}}^0, \quad (2.17)$$

where $\mathcal{X}_{\mathcal{M}}^0$ typically results from a steady-state equilibrium computation. For simplicity, we suppose that l_c^0 in (2.7) is piecewise constant on \mathcal{M}^0 and exactly satisfied by the corresponding components of $\mathcal{X}_{\mathcal{M}}^0$. For all time steps $0 \leq n \leq N$ and all $M \in \mathcal{M}^n$, the discrete phase saturations are collected in the vector $\mathbf{S}_M^n := (S_{p,M}^n)_{p \in \mathcal{P}}$ while, for all $p \in \mathcal{P}$, the discrete molar fractions are collected in the vector $\mathbf{C}_{p,M}^n := (C_{p,c,M}^n)_{c \in \mathcal{C}_p}$. We consider in what follows an isotropic, possibly heterogeneous medium such that the local (cell) permeability tensor satisfies $\mathbf{\Lambda}|_M = \lambda_M \mathbf{Id}$ for all $M \in \mathcal{M}^n$ and a scalar $\lambda_M > 0$. Since we consider superadmissible meshes, this assumption ensures the consistency of the two-point finite volume discretization of diffusive fluxes. We emphasize, in passing, that the consistency of the discretization scheme is not required in the a posteriori error analysis. As a matter of fact, the proof of Theorem 3.3 below does not require to specify the origin of the discrete approximation.

For each phase $p \in \mathcal{P}$, the corresponding phase pressure inside each cell $M \in \mathcal{M}^n$ at time step $0 \leq n \leq N$ is given by

$$P_{p,M}^n = P_{p,M}^n(P_M^n, \mathbf{S}_M^n) := P_M^n + P_{c_p}(\mathbf{S}_M^n). \quad (2.18)$$

The PDEs (2.2) expressing the conservation of the amount of each component are discretized as follows: For all $1 \leq n \leq N$, we require

$$|M| \partial_t^n l_{c,M} + \sum_{\sigma \in \mathcal{E}_M^{i,n}} F_{c,M,\sigma}(\mathcal{X}_M^n) = |M| q_{c,M}^n, \quad \forall c \in \mathcal{C}, \forall M \in \mathcal{M}^n, \quad (2.19)$$

where $q_{c,M}^n := \int_{I_n} \int_M q_c / (|M| \tau_n)$ (more details about the source term will be given in the numerical tests), and the accumulation term is given, for all $0 \leq n \leq N$, by the following discrete version of (2.5):

$$l_{c,M}^n = l_{c,M}(\mathcal{X}_M^n) := \phi \sum_{p \in \mathcal{P}_c} \zeta_p(P_{p,M}^n, \mathbf{C}_{p,M}^n) S_{p,M}^n C_{p,c,M}^n \quad \forall c \in \mathcal{C}, \forall M \in \mathcal{M}^n. \quad (2.20)$$

For each component $c \in \mathcal{C}$, its total flux across σ results from the sum of the corresponding fluxes for each phase $p \in \mathcal{P}_c$, i.e.,

$$F_{c,M,\sigma}(\mathcal{X}_M^n) := \sum_{p \in \mathcal{P}_c} F_{p,c,M,\sigma}(\mathcal{X}_M^n), \quad (2.21)$$

where, for all $p \in \mathcal{P}_c$, all $M \in \mathcal{M}^n$, and all $\sigma \in \mathcal{E}_M^{i,n}$ with $\sigma = \partial M \cap \partial L$,

$$F_{p,c,M,\sigma}(\mathcal{X}_M^n) = \nu_p^\uparrow(\mathcal{X}_M^n) C_{p,c,M_p^\uparrow}^n F_{p,M,\sigma}(\mathcal{X}_M^n), \quad M_p^\uparrow = \begin{cases} M & \text{if } P_{p,M}^n - P_{p,L}^n \geq 0, \\ L & \text{otherwise,} \end{cases} \quad (2.22)$$

and with $C_{p,c,M_p^\uparrow}^n$ and $\nu_p^\uparrow(\mathcal{X}_M^n) := \nu_p(P_{p,M_p^\uparrow}^n, \mathbf{S}_{M_p^\uparrow}^n, \mathbf{C}_{p,M_p^\uparrow}^n)$ denoting, respectively, the upstream molar fraction and upstream mobility. In (2.22), we have introduced the two-point finite volume approximation of the normal component of the average phase velocity on σ given by

$$F_{p,M,\sigma}(\mathcal{X}_M^n) := |\sigma| \frac{\alpha_M \alpha_L}{\alpha_M + \alpha_L} [P_{p,M}^n - P_{p,L}^n + \rho_{p,\sigma}^n g(z_M - z_L)], \quad \alpha_K := \frac{\lambda_K}{d_{K\sigma}} \quad \forall K \in \{M, L\}, \quad (2.23)$$

where $\rho_{p,\sigma}^n$ is an approximation of the mass density of the phase p on the face σ given by (other choices are possible),

$$\rho_{p,\sigma}^n := \frac{(\chi_{p,M}^n \rho_p(P_{p,M}^n, \mathbf{C}_{p,M}^n) + \chi_{p,L}^n \rho_p(P_{p,L}^n, \mathbf{C}_{p,L}^n))}{\chi_{p,M}^n + \chi_{p,L}^n}, \quad \chi_{p,K}^n = \begin{cases} 1 & \text{if } S_{p,K}^n > 0, \\ 0 & \text{otherwise,} \end{cases} \quad K \in \{M, L\}.$$

Boundary fluxes are set to zero for all components to account for the homogeneous natural boundary condition (2.6).

Remark 2.1 (General meshes and full permeability tensors). *A straightforward variation of this scheme that is consistent on more general meshes and for full permeability tensors consists in using a multi-point expression for $F_{p,M,\sigma}$ (cf. (2.23)) in the spirit of [2, 32]; see also [5].*

At the discrete level, volume conservation is expressed by the following relation: For all $1 \leq n \leq N$,

$$\sum_{p \in \mathcal{P}} S_{p,M}^n = 1 \quad \forall M \in \mathcal{M}^n. \quad (2.24)$$

Similarly, the discrete conservation of matter in each phase reads, for all $1 \leq n \leq N$,

$$\sum_{c \in \mathcal{C}_p} C_{p,c,M}^n = 1 \quad \forall p \in \mathcal{P}, \forall M \in \mathcal{M}^n. \quad (2.25)$$

Finally, the thermodynamic equilibrium is enforced by requiring the equality of fugacities for all time steps inside each cell, leading to

$$\sum_{p \in \mathcal{P}} N_{\mathcal{C}_p} - N_{\mathcal{C}} \quad \text{equations} \quad \forall 1 \leq n \leq N, \forall M \in \mathcal{M}^n. \quad (2.26)$$

An important remark which can be exploited in the implementation is that (2.24), (2.25), and the thermodynamic equilibrium (2.26) express *local* algebraic relations between the unknowns in *each cell*. This allows to reduce the size of the global linear system to $N_{\mathcal{M}^n} \times N_{\mathcal{C}}$ equations stemming from (2.19). A detailed treatment of local elimination strategies is out of the scope of the present work. We emphasize, however, that a local elimination procedure is indeed used in the numerical examples of Section 5.

3 A basic a posteriori error estimate

We derive here an a posteriori estimate for the error measured by the dual norm of the residual augmented by a nonconformity evaluation term. This choice of the error measure is naturally inspired by the problem, and allows to obtain a fully computable error upper bound. The results of this section are generic for an arbitrary approximation; we show how to apply them to the finite volume setting of Section 2.2 in Section 4 below.

3.1 Weak solution

At this stage, we need to characterize a weak solution for the multiphase compositional model (2.1)–(2.10). Let $(\cdot, \cdot)_D$ stand for the L^2 -scalar product on $D \subset \Omega$ and $\|\cdot\|_D$ for the associated norm; the same notation is used for both scalar and vector arguments, and the subscript is dropped whenever $D = \Omega$. We define

$$X := L^2((0, t_F); H^1(\Omega)), \quad (3.1a)$$

$$Y := H^1((0, t_F); L^2(\Omega)). \quad (3.1b)$$

Let $\varepsilon > 0$ be a (small) parameter which only needs to satisfy $\varepsilon \leq 1$. We equip the space X with the norm

$$\|\varphi\|_X := \left\{ \sum_{n=1}^N \int_{I_n} \sum_{M \in \mathcal{M}^n} \|\varphi\|_{X,M}^2 dt \right\}^{\frac{1}{2}}, \quad \|\varphi\|_{X,M}^2 := \varepsilon h_M^{-2} \|\varphi\|_M^2 + \|\nabla \varphi\|_M^2, \quad \varphi \in X. \quad (3.2)$$

This choice is motivated by the homogeneous Neumann boundary condition (2.6); taking $\varepsilon = 0$ is possible and classical when Dirichlet (pressure) boundary conditions prescribed at least on a part of the boundary, cf. [35, 64, 20]. We suppose sufficient regularity to satisfy:

Assumption 3.1 (Weak solution). *There exists a weak solution \mathcal{X} of (2.1)–(2.10) which can be char-*

acterized as follows:

$$l_c \in Y \quad \forall c \in \mathcal{C}, \quad (3.3a)$$

$$P_p(P, \mathbf{S}) \in X \quad \forall p \in \mathcal{P}, \quad (3.3b)$$

$$\Phi_c \in [L^2((0, t_F); L^2(\Omega))]^d \quad \forall c \in \mathcal{C}, \quad (3.3c)$$

$$\int_0^{t_F} \{(\partial_t l_c, \varphi)(t) - (\Phi_c, \nabla \varphi)(t)\} dt = \int_0^{t_F} (q_c, \varphi)(t) dt \quad \forall \varphi \in X, \forall c \in \mathcal{C}, \quad (3.3d)$$

$$\text{the initial condition (2.7) holds,} \quad (3.3e)$$

$$\text{the algebraic closure equations (2.8)–(2.10) hold,} \quad (3.3f)$$

where P_p , l_c , and Φ_c are defined, respectively, by (2.1), (2.5), and (2.3).

Existence and uniqueness of a weak solution has to our knowledge not been established for the multiphase compositional model. In simplified settings, with typically only two phases present and each phase composed of a single component, such results can be found in [47, 22, 8, 9, 23, 19, 46, 7] and the references therein.

Remark 3.2 (Component fluxes). *It follows from (3.3a), the assumption $q_c \in L^2((0, t_F); L^2(\Omega))$, (3.3c), and (3.3d) that actually*

$$\Phi_c \in L^2((0, t_F); \mathbf{H}(\text{div}, \Omega)) \quad \forall c \in \mathcal{C}, \quad (3.4a)$$

$$\nabla \cdot \Phi_c = q_c - \partial_t l_c \quad \forall c \in \mathcal{C}, \quad (3.4b)$$

$$\Phi_c \cdot \mathbf{n}_\Omega = 0 \quad \text{on } \partial\Omega \times (0, t_F) \quad \forall c \in \mathcal{C}, \quad (3.4c)$$

so that the component fluxes Φ_c have the normal trace continuous in a proper sense, the governing equation (2.2) is satisfied with a weak divergence, and the boundary conditions (2.6) hold in the normal trace sense.

3.2 A generic approximate solution

In order to present the results of this section abstractly, not linked to any specific numerical discretization, we suppose here that for each $0 \leq n \leq N$ and $p \in \mathcal{P}$, we are given a piecewise H^1 in space (typically piecewise polynomial of degree ≥ 1 , possibly discontinuous) phase pressure $P_{p,h}^n$. Therefrom, the space–time functions $P_{p,h\tau}$ are created by prescribing $P_{p,h\tau}(t^n) := P_{p,h}^n$, $0 \leq n \leq N$, $P_{p,h\tau}$ thus being piecewise affine and continuous in time. By such an assumption, $P_{p,h\tau}$ are not necessarily included in the energy space X ; we henceforth understand by ∇ the broken gradient operator on the meshes \mathcal{M}^n . Similarly, the amounts of components $l_{c,h}^n$, $0 \leq n \leq N$, $c \in \mathcal{C}$, are supposed L^2 in space (typically piecewise polynomial of degree ≥ 0 , possibly discontinuous) and form the piecewise affine and continuous-in-time functions $l_{c,h\tau}$, $c \in \mathcal{C}$, by $l_{c,h\tau}(t^n) = l_{c,h}^n$. Thus $l_{c,h\tau} \in Y$, in a discrete equivalent of (3.3a).

We suppose that the space–time reference pressure, saturation, and molar fraction approximations $P_{h\tau}$, $S_{p,h\tau}$, and $C_{p,c,h\tau}$, $p \in \mathcal{P}$, $c \in \mathcal{C}_p$ are linked to $P_{p,h\tau}$ and $l_{c,h\tau}$ via (2.1) and (2.5), respectively. Similarly, we suppose that the algebraic closure equations (2.8)–(2.10) are satisfied exactly, and, for simplicity, that $l_{c,h}^0$ satisfies exactly the initial condition (2.7), i.e., $l_{c,h}^0 = l_c^0$. Below, the concise notation for the vector-valued space–time functions $\mathbf{P}_{h\tau} := (P_{p,h\tau})_{p \in \mathcal{P}}$, $\mathbf{S}_{h\tau} := (S_{p,h\tau})_{p \in \mathcal{P}}$ and, for all $p \in \mathcal{P}$, $\mathbf{C}_{p,h\tau} := (C_{p,c,h\tau})_{c \in \mathcal{C}_p}$, will be employed. We show how we obtain the above quantities in the finite volume setting of Section 2.2, or more precisely during the calculation including also an iterative linearization and iterative solution of the arising linear systems, in Section 4.2 below.

3.3 Error measure

Following [64], we consider an error measure for the above approximate solution inspired from the weak formulation (3.3), which consists of the dual norm of the residual supplemented by a nonconformity evaluation term. For nonlinear problems, it has been argued in, e.g., [21, 33, 36, 29] that the dual norm of the residual is a more natural choice than the energy norm. Moreover, in the two-phase flow setting with conforming approximations and Dirichlet boundary conditions, it has been shown in [20,

Theorem 5.7] that the dual norm of the residual is an upper bound for an energy-type difference between the exact pressures and saturations. Concretely, our error measure is defined as

$$\mathcal{N} = \mathcal{N}(P_{h\tau}, S_{h\tau}, (C_{p,h\tau})_{p \in \mathcal{P}}) := \left\{ \sum_{c \in \mathcal{C}} \mathcal{N}_c^2 \right\}^{\frac{1}{2}} + \left\{ \sum_{p \in \mathcal{P}} \mathcal{N}_p^2 \right\}^{\frac{1}{2}}, \quad (3.5)$$

where the quantities $\mathcal{N}_c, c \in \mathcal{C}$, and $\mathcal{N}_p, p \in \mathcal{P}$, have the same dependence as \mathcal{N} . They are defined, respectively, as

$$\mathcal{N}_c := \sup_{\varphi \in X, \|\varphi\|_X=1} \int_0^{t_F} \{(\partial_t l_c - \partial_t l_{c,h\tau}, \varphi)(t) - (\Phi_c - \Phi_{c,h\tau}, \nabla \varphi)(t)\} dt, \quad (3.6)$$

with the exact component fluxes Φ_c defined by (2.3) and $\Phi_{c,h\tau}$ given by

$$\Phi_{c,h\tau} := \sum_{p \in \mathcal{P}_c} \Phi_{p,c,h\tau}, \quad \Phi_{p,c,h\tau} := \nu_p(P_{p,h\tau}, S_{h\tau}, C_{p,h\tau}) C_{p,c,h\tau} \mathbf{v}_p(P_{p,h\tau}, C_{p,h\tau}), \quad (3.7)$$

and

$$\mathcal{N}_p := \inf_{\delta_p \in X} \left\{ \sum_{c \in \mathcal{C}_p} \int_0^{t_F} \|\Psi_{p,c}(P_{p,h\tau})(t) - \Psi_{p,c}(\delta_p)(t)\|^2 dt \right\}^{\frac{1}{2}}, \quad (3.8)$$

where, for a space–time function $\varphi \in L^2((0, t_F); H^1(\mathcal{M}))$ (piecewise regular with respect to the partitions \mathcal{M}^n), we have let

$$\Psi_{p,c}(\varphi) := \nu_p(P_{p,h\tau}, S_{h\tau}, C_{p,h\tau}) C_{p,c,h\tau} \Lambda \nabla \varphi. \quad (3.9)$$

The first term \mathcal{N}_c evaluates the non-satisfaction of (3.3d) at the discrete level, as $\Phi_{c,h\tau}$ given by (3.7) do not necessarily satisfy the conditions (3.4), while the second term \mathcal{N}_p quantifies the possible departure of the discrete phase pressures $P_{p,h\tau}$ from the energy space X .

3.4 Flux and pressure reconstructions

To estimate the terms \mathcal{N}_c in the error measure (3.5) we, for all $1 \leq n \leq N$, introduce N_C *component flux reconstructions* $(\Theta_{c,h}^n)_{c \in \mathcal{C}}$ such that, for all $c \in \mathcal{C}$, $\Theta_{c,h}^n \in \mathbf{H}(\text{div}; \Omega)$ and the following local conservation property holds:

$$(q_{c,h}^n - \partial_t^n l_{c,h\tau} - \nabla \cdot \Theta_{c,h}^n, 1)_M = 0 \quad \forall c \in \mathcal{C}, \forall M \in \mathcal{M}^n, \quad (3.10a)$$

where we have introduced the piecewise constant space functions $q_{c,h}^n, c \in \mathcal{C}$, such that $(q_{c,h}^n)|_M = \int_{I_n} \int_M q_c / (|M| \tau_n)$. For further use we also define the space–time functions $q_{c,h\tau}, c \in \mathcal{C}$, such that $q_{c,h\tau}|_{I_n} = q_{c,h}^n$ for all $1 \leq n \leq N$. It is also assumed that the boundary condition (2.6) is satisfied exactly, i.e.,

$$\Theta_{c,h}^n \cdot \mathbf{n}_\Omega = 0 \quad \text{on } \partial\Omega. \quad (3.10b)$$

We denote by $\Theta_{c,h\tau}$ the space–time function such that $\Theta_{c,h\tau}|_{I_n} = \Theta_{c,h}^n$ for all $1 \leq n \leq N$. Note that $\Theta_{c,h\tau}$ mimic the properties of the weak component fluxes Φ_c as expressed in Remark 3.2. In practice, $\Theta_{c,h}^n$ are constructed in the Raviart–Thomas–Nédélec finite-dimensional subspaces of $\mathbf{H}(\text{div}; \Omega)$; details in the finite volume context are given in Section 4.4 below.

To estimate the terms \mathcal{N}_p in (3.5), we need N_P *phase pressure reconstructions* $\mathfrak{P}_{p,h\tau}, p \in \mathcal{P}$, such that $\mathfrak{P}_{p,h\tau} \in X$ for all $p \in \mathcal{P}$. These reconstructions are typically piecewise polynomial continuous in space and piecewise affine continuous in time. Details in the finite volume context are given in Section 4.3 below.

3.5 A posteriori error estimate

We now derive a fully computable upper bound for the approximate solution as specified in Section 3.2, the error measure introduced in Section 3.3, and based on the pressure and flux reconstructions of Section 3.4. A key ingredient is the following Poincaré inequality:

$$\|\varphi - \varphi_M\|_M \leq C_{P,M} h_M \|\nabla \varphi\|_M \quad \forall \varphi \in H^1(M), \forall M \in \mathcal{M}^n, 1 \leq n \leq N, \quad (3.11)$$

where $\varphi_M := \int_M \varphi / |M|$ denotes the mean value of the function φ on M . We recall that $C_{P,M} = 1/\pi$ for convex cells M (see [56, 15]).

For all $1 \leq n \leq N$, $M \in \mathcal{M}^n$, and $c \in \mathcal{C}$, we define the *residual estimators* $\eta_{R,M,c}^n$, the *flux estimators* $\eta_{F,M,c}^n(t)$, $t \in I_n$, and the *nonconformity estimators* $\eta_{NC,M,p,c}^n(t)$, $t \in I_n$, $p \in \mathcal{P}_c$, as follows:

$$\eta_{R,M,c}^n := \min\{C_{P,M}, \varepsilon^{-\frac{1}{2}}\} h_M \|q_{c,h}^n - \partial_t^n l_{c,h\tau} - \nabla \cdot \Theta_{c,h}^n\|_M, \quad (3.12a)$$

$$\eta_{F,M,c}^n(t) := \|\Theta_{c,h}^n - \Phi_{c,h\tau}(t)\|_M, \quad (3.12b)$$

$$\eta_{NC,M,p,c}^n(t) := \|\Psi_{p,c}(P_{p,h\tau})(t) - \Psi_{p,c}(\mathfrak{P}_{p,h\tau})(t)\|_M. \quad (3.12c)$$

Theorem 3.3 (A posteriori estimate for the error measure (3.5)). *Under Assumption 3.1, for the flux and pressure reconstructions of Section 3.4, and with the estimators given by (3.12), there holds*

$$\mathcal{N}_c \leq \left\{ \sum_{n=1}^N \int_{I_n} \sum_{M \in \mathcal{M}^n} (\eta_{R,M,c}^n + \eta_{F,M,c}^n(t))^2 dt \right\}^{\frac{1}{2}} + \|q_c - q_{c,h\tau}\|_{X'}, \quad c \in \mathcal{C}, \quad (3.13a)$$

$$\mathcal{N}_p \leq \left\{ \sum_{c \in \mathcal{C}_p} \sum_{n=1}^N \int_{I_n} \sum_{M \in \mathcal{M}^n} (\eta_{NC,M,p,c}^n(t))^2 dt \right\}^{\frac{1}{2}} \quad p \in \mathcal{P}. \quad (3.13b)$$

Remark 3.4 (Source term). *In reservoir simulation, the source terms q_c , $c \in \mathcal{C}$, are typically piecewise constant on the space-time mesh. Then, the last term in the estimate (3.13a), called data oscillation in numerical analysis literature, vanishes.*

Proof. The proof is simple using the equilibrated flux reconstructions $\Theta_{c,h}^n$. To bound \mathcal{N}_c , let $\varphi \in X$ be such that $\|\varphi\|_X = 1$. There holds

$$\begin{aligned} \Gamma(\varphi) &:= \int_0^{t_F} \{(\partial_t l_c - \partial_t l_{c,h\tau}, \varphi)(t) - (\Phi_c - \Phi_{c,h\tau}, \nabla \varphi)(t)\} dt \\ &= \int_0^{t_F} \{(q_c - \partial_t l_{c,h\tau}, \varphi)(t) + (\Phi_{c,h\tau}, \nabla \varphi)(t)\} dt \\ &= \int_0^{t_F} \{(q_{c,h\tau} - \partial_t l_{c,h\tau} - \nabla \cdot \Theta_{c,h\tau}, \varphi)(t) - (\Theta_{c,h\tau} - \Phi_{c,h\tau}, \nabla \varphi)(t)\} dt \\ &\quad + \int_0^{t_F} (q_c - q_{c,h\tau}, \varphi)(t) dt \\ &= \sum_{n=1}^N \int_{I_n} \{(q_{c,h}^n - \partial_t^n l_{c,h\tau} - \nabla \cdot \Theta_{c,h}^n, \varphi)(t) - (\Theta_{c,h}^n - \Phi_{c,h\tau}, \nabla \varphi)(t)\} dt \\ &\quad + \int_0^{t_F} (q_c - q_{c,h\tau}, \varphi)(t) dt, \end{aligned}$$

where we have used (3.3d) in the second line and we have added and subtracted $(\Theta_{c,h\tau}, \nabla \varphi)(t)$ and used Green's theorem along with (3.10b) to infer $(\nabla \cdot \Theta_{c,h\tau}, \varphi)(t) + (\Theta_{c,h\tau}, \nabla \varphi)(t) = 0$ in the third line. For all $1 \leq n \leq N$ and $t \in I_n$, using the local conservation property (3.10a) followed by the Cauchy-Schwarz and Poincaré's (3.11) inequalities, and recalling (3.12a), it is inferred,

$$\begin{aligned} (q_{c,h}^n - \partial_t^n l_{c,h\tau} - \nabla \cdot \Theta_{c,h}^n, \varphi)(t) &= \sum_{M \in \mathcal{M}^n} (q_{c,h}^n - \partial_t^n l_{c,h\tau} - \nabla \cdot \Theta_{c,h}^n, \varphi)_M(t) \\ &= \sum_{M \in \mathcal{M}^n} (q_{c,h}^n - \partial_t^n l_{c,h\tau} - \nabla \cdot \Theta_{c,h}^n, \varphi - \varphi_M)_M(t) \\ &\leq \sum_{M \in \mathcal{M}^n} \|q_{c,h}^n - \partial_t^n l_{c,h\tau} - \nabla \cdot \Theta_{c,h}^n\|_M \|\varphi - \varphi_M\|_M(t) \\ &\leq \sum_{M \in \mathcal{M}^n} \min\{C_{P,M}, \varepsilon^{-\frac{1}{2}}\} h_M \|q_{c,h}^n - \partial_t^n l_{c,h\tau} - \nabla \cdot \Theta_{c,h}^n\|_M \|\varphi\|_{X,M}(t) \\ &= \sum_{M \in \mathcal{M}^n} \eta_{R,M,c}^n \|\varphi\|_{X,M}(t). \end{aligned}$$

Using again the Cauchy–Schwarz inequality yields for all $1 \leq n \leq N$ and $t \in I_n$,

$$-(\Theta_{c,h}^n - \Phi_{c,h\tau}, \nabla\varphi)(t) = \sum_{M \in \mathcal{M}^n} -(\Theta_{c,h}^n - \Phi_{c,h\tau}, \nabla\varphi)_M(t) \leq \sum_{M \in \mathcal{M}^n} \eta_{F,M,c}^n(t) \|\nabla\varphi\|_M(t).$$

Thus,

$$\Gamma(\varphi) \leq \sum_{n=1}^N \int_{I_n} \sum_{M \in \mathcal{M}^n} \{(\eta_{R,M,c}^n + \eta_{F,M,c}^n(t)) \|\varphi\|_{X,M}(t)\} dt + \|q_c - q_{c,h\tau}\|_{X'} \|\varphi\|_X. \quad (3.14)$$

Finally, using the Cauchy–Schwarz inequality together with the definition (3.2) of the norm on X and $\|\varphi\|_X = 1$ to bound the first term in equation (3.14) yields the estimate (3.13a).

The estimate (3.13b) is obtained using the X –regularity of the phase pressure reconstructions $\mathfrak{P}_{p,h\tau}$ defined in Section 3.4 to bound the infimum in (3.8). \square

4 Application to finite volume method and adaptivity based on distinguishing the different error components

We apply here the abstract result of the previous section to the finite volume discretization introduced in Section 2.2. Moreover, we consider a practical implementation of (2.17)–(2.26), requiring the solution of the arising system of nonlinear algebraic equations at each time step. Distinguishing the different error components in the basic a posteriori error estimate of Theorem 3.3, we propose stopping criteria for the employed iterative algebraic and linearization solvers. An entirely adaptive algorithm, also balancing the time and space error components via adaptive time step choice and adaptive mesh refinement, is proposed. For the sake of simplicity, we assume henceforth that the source terms q_c , $c \in \mathcal{C}$, are piecewise constant on the space–time mesh, so that the last term in the estimate (3.13a) vanishes, cf. Remark 3.4.

4.1 Linearization and algebraic resolution

The finite volume method discussed in Section 2.2 requires to solve a *system of nonlinear algebraic equations* at each time step. Recalling (2.16), for all $1 \leq n \leq N$, the discrete conservation of components (2.19) can be rewritten as

$$R_{c,M}^n(\mathcal{X}_M^n) := \frac{|M|}{\tau^n} (l_{c,M}(\mathcal{X}_M^n) - l_{c,M}^{n-1}) + \sum_{\sigma \in \mathcal{E}_M^{i,n}} F_{c,M,\sigma}(\mathcal{X}_M^n) - |M| q_{c,M}^n = 0 \quad \forall c \in \mathcal{C}, \forall M \in \mathcal{M}^n. \quad (4.1)$$

System (4.1) can be solved by any suitable linearization. In what follows, we focus on the *Newton linearization algorithm*, although the a posteriori error analysis developed in this work can be easily adapted to accommodate other linearization algorithms in the spirit of [36].

For $1 \leq n \leq N$ and $\mathcal{X}_M^{n,0}$ fixed (typically, $\mathcal{X}_M^{n,0} = \mathcal{X}_M^{n-1}$), the Newton algorithm generates a sequence $(\mathcal{X}_M^{n,k})_{k \geq 1}$ with $\mathcal{X}_M^{n,k}$ solution to the following *system of linear algebraic equations*: For all $c \in \mathcal{C}$ and all $M \in \mathcal{M}^n$,

$$\sum_{M' \in \mathcal{M}^n} \frac{\partial R_{c,M}^n}{\partial \mathcal{X}_{M'}^n}(\mathcal{X}_M^{n,k-1}) \cdot (\mathcal{X}_{M'}^{n,k} - \mathcal{X}_{M'}^{n,k-1}) + R_{c,M}^n(\mathcal{X}_M^{n,k-1}) = 0. \quad (4.2)$$

The (approximate) solution to (4.2) is typically obtained using an *iterative algebraic solver*. For $1 \leq n \leq N$, a given Newton iteration $k \geq 1$, and $\mathcal{X}_M^{n,k,0}$ fixed (typically, $\mathcal{X}_M^{n,k,0} = \mathcal{X}_M^{n,k-1}$), the iterative solver generates a sequence $(\mathcal{X}_M^{n,k,i})_{i \geq 1}$ solving (4.2) up to the residuals, given for all $c \in \mathcal{C}$ and all $M \in \mathcal{M}^n$ by

$$R_{c,M}^{n,k,i} := \sum_{M' \in \mathcal{M}^n} \frac{\partial R_{c,M}^n}{\partial \mathcal{X}_{M'}^n}(\mathcal{X}_M^{n,k-1}) \cdot (\mathcal{X}_{M'}^{n,k,i} - \mathcal{X}_{M'}^{n,k-1}) + R_{c,M}^n(\mathcal{X}_M^{n,k-1}). \quad (4.3)$$

Plugging (4.1) into (4.3), it is inferred

$$\begin{aligned} R_{c,M}^{n,k,i} &= \sum_{M' \in \mathcal{M}^n} \frac{|M|}{\tau^n} \frac{\partial l_{c,M}}{\partial \mathcal{X}_{M'}^n}(\mathcal{X}_M^{n,k-1}) \cdot (\mathcal{X}_{M'}^{n,k,i} - \mathcal{X}_{M'}^{n,k-1}) \\ &\quad + \sum_{M' \in \mathcal{M}^n} \sum_{\sigma \in \mathcal{E}_M^{i,n}} \frac{\partial F_{c,M,\sigma}}{\partial \mathcal{X}_{M'}^n}(\mathcal{X}_M^{n,k-1}) \cdot (\mathcal{X}_{M'}^{n,k,i} - \mathcal{X}_{M'}^{n,k-1}) + R_{c,M}^n(\mathcal{X}_M^{n,k-1}). \end{aligned} \quad (4.4)$$

The first and the second terms in the right-hand side of (4.4) are linear perturbations of the corresponding terms in (4.1). The linear perturbation in the accumulation is

$$\mathcal{L}_{c,M}^{n,k,i} := \sum_{M' \in \mathcal{M}^n} \frac{\partial l_{c,M}}{\partial \mathcal{X}_{M'}^n}(\mathcal{X}_{\mathcal{M}}^{n,k-1}) \cdot (\mathcal{X}_{M'}^{n,k,i} - \mathcal{X}_{M'}^{n,k-1}), \quad (4.5)$$

whereas the linearized component flux reads

$$F_{c,M,\sigma}^{n,k,i} := \sum_{p \in \mathcal{P}_c} F_{p,c,M,\sigma}^{n,k,i}, \quad (4.6)$$

with linearized phase component fluxes

$$F_{p,c,M,\sigma}^{n,k,i} := F_{p,c,M,\sigma}(\mathcal{X}_{\mathcal{M}}^{n,k-1}) + \sum_{M' \in \mathcal{M}^n} \frac{\partial F_{p,c,M,\sigma}}{\partial \mathcal{X}_{M'}^n}(\mathcal{X}_{\mathcal{M}}^{n,k-1}) \cdot (\mathcal{X}_{M'}^{n,k,i} - \mathcal{X}_{M'}^{n,k-1}). \quad (4.7)$$

In conclusion, at time step n , Newton iteration $k \geq 1$, and linear solver iteration $i \geq 1$, the residual vector $R_{c,M}^{n,k,i}$ is given by

$$R_{c,M}^{n,k,i} = \frac{|M|}{\tau^n} \left(l_{c,M}(\mathcal{X}_{\mathcal{M}}^{n,k-1}) + \mathcal{L}_{c,M}^{n,k,i} - l_{c,M}^{n-1} \right) + \sum_{\sigma \in \mathcal{E}_M^{i,n}} F_{c,M,\sigma}^{n,k,i} - |M| q_{c,M}^n \quad \forall c \in \mathcal{C}, \forall M \in \mathcal{M}^n. \quad (4.8)$$

4.2 Approximate solution

In this section we identify the approximate solutions, as discussed in Section 3.2, for the finite volume setting of Sections 2.2 and 4.1. We will need some finite-dimensional subspaces of $\mathbf{H}(\text{div}, \Omega)$. When the meshes \mathcal{M}^n consist of rectangular parallelepipeds, as it is the case in the numerical experiments of Section 5 below, we use

$$\begin{aligned} \mathbf{RTN}(\mathcal{M}^n) := \{ \mathbf{v}_h \in \mathbf{H}(\text{div}; \Omega); \mathbf{v}_h|_M \in \mathbb{Q}_{0,1}(M) \times \mathbb{Q}_{1,0}(M) \text{ if } d = 2, \\ \mathbb{Q}_{0,1,1}(M) \times \mathbb{Q}_{1,0,1}(M) \times \mathbb{Q}_{1,1,0}(M) \text{ if } d = 3, \forall M \in \mathcal{M}^n \}. \end{aligned} \quad (4.9)$$

For general meshes, one typically introduces matching simplicial submeshes of \mathcal{M}^n , here still denoted \mathcal{M}^n , and uses

$$\mathbf{RTN}(\mathcal{M}^n) := \{ \mathbf{v}_h \in \mathbf{H}(\text{div}; \Omega); \mathbf{v}_h|_M \in [\mathbb{P}_0(M)]^d + \mathbf{x}\mathbb{P}_0(M), \forall M \in \mathcal{M}^n \}. \quad (4.10)$$

For more details on the lowest-order Raviart–Thomas–Nédélec spaces (4.9) and (4.10), we refer to Brezzi and Fortin [17].

Remark 4.1 (General meshes and full permeability tensors). *For more general polygonal or polyhedral meshes and full permeability tensors, one possibility is to replace the Raviart–Thomas–Nédélec spaces (4.9) and (4.10) by the generalization proposed in [27, Appendix A], which has the remarkable property that it guarantees $\mathbf{H}(\text{div}; \Omega)$ -conformity without the need for a subdivision of the elements into tetrahedra in three space dimensions.*

4.2.1 Phase pressure postprocessings

As explained in Sections 3.2 and 3.3, we need to evaluate the broken gradient of the discrete phase pressures $P_{p,h}^n$, $p \in \mathcal{P}$, $0 \leq n \leq N$. The original finite volume pressure approximations $P_{p,M}^n$ of (2.18), or, more precisely, $P_{p,M}^{n,k,i}$ obtained from $\mathcal{X}_{\mathcal{M}}^{n,k,i}$ in Section 4.1, are only piecewise constant. We thus, following [63], define piecewise quadratic, possibly discontinuous phase pressures as follows. Let $1 \leq n \leq N$, a Newton linearization iteration $k \geq 1$, and an algebraic solver iteration $i \geq 1$ be fixed. For all $p \in \mathcal{P}$ we define $\mathbf{\Gamma}_{p,h}^{n,k,i} \in \mathbf{RTN}(\mathcal{M}^n)$ such that, for all $M \in \mathcal{M}^n$ and all $\sigma \in \mathcal{E}_M^{i,n}$,

$$(\mathbf{\Gamma}_{p,h}^{n,k,i} \cdot \mathbf{n}_M, \mathbf{1})_\sigma = F_{p,M,\sigma}(\mathcal{X}_{\mathcal{M}}^{n,k,i}),$$

with $F_{p,M,\sigma}$ defined by (2.23) and $\mathbf{\Gamma}_{p,h}^{n,k,i} \cdot \mathbf{n}_\Omega = 0$ on $\partial\Omega$. The fluxes $\mathbf{\Gamma}_{p,h}^{n,k,i}$ are thus discrete versions of the Darcy velocities \mathbf{v}_p from (2.4). Motivated by (2.4), we then, for each $p \in \mathcal{P}$, introduce the piecewise quadratic phase pressure $P_{p,h}^{n,k,i}$ such that, for all $M \in \mathcal{M}^n$,

$$(-\mathbf{\Lambda}\nabla P_{p,h}^{n,k,i})|_M = (\mathbf{\Gamma}_{p,h}^{n,k,i})|_M - (\mathbf{\Lambda}\rho_p(P_{p,M}^{n,k,i}, \mathbf{C}_{p,M}^{n,k,i})\mathbf{g})|_M \quad \text{and} \quad \frac{(P_{p,h}^{n,k,i}, 1)_M}{|M|} = P_{p,M}^{n,k,i}. \quad (4.11)$$

The space–time function $P_{p,h\tau}^{n,k,i}$ is then as usual continuous and piecewise affine in time, given by $P_{p,h}^{n,k,i}$ at the discrete times t^n ; for $n = 0$, the initial datum from (2.17) is used.

Remark 4.2 (General meshes and full permeability tensors). *On more general polygonal or polyhedral meshes and for full permeability tensors, one can alternatively define for all $p \in \mathcal{P}$ a piecewise affine, possibly discontinuous pressures $P_{p,h}^{n,k,i}$ replacing $(\mathbf{\Gamma}_{p,h}^{n,k,i})|_M$ in (4.11) by*

$$\sum_{\sigma \in \mathcal{E}_M^{i,n}} \frac{|\sigma|}{|M|} F_{p,M,\sigma}(\mathcal{X}_M^{n,k,i})(\mathbf{x}_\sigma - \mathbf{x}_M).$$

The use of the above formula to lift fluxes is justified in [5, Section 2.3].

4.2.2 Reference pressure, saturations, molar fractions, and amounts of components

The approximations of all saturations, molar fractions, and amounts of components by the finite volume approach of Sections 2.2 and 4.1 is piecewise constant on the meshes \mathcal{M}^n . We keep them as such and use the notations (recall the definition of the function $l_{c,M}$ of (2.20))

$$(S_{p,h}^{n,k,i})|_M = S_{p,M}^{n,k,i}, \quad (4.12a)$$

$$(C_{p,c,h}^{n,k,i})|_M = C_{p,c,M}^{n,k,i}, \quad (4.12b)$$

$$(l_{c,h}^{n,k,i})|_M = l_{c,M}^{n,k,i} := l_{c,M}(\mathcal{X}_M^{n,k,i}), \quad (4.12c)$$

for $0 \leq n \leq N$, $k \geq 1$, $i \geq 1$, $M \in \mathcal{M}^n$, $p \in \mathcal{P}$, and $c \in \mathcal{C}_p$. The space–time functions $S_{p,h\tau}^{n,k,i}$, $C_{p,c,h\tau}^{n,k,i}$, and $l_{c,h\tau}^{n,k,i}$ are then defined therefrom while being continuous and piecewise affine in time. In what concerns the reference pressure $P_{h\tau}^{n,k,i}$, it does not appear explicitly in what follows.

In Section 3.2, we have made the assumption that the links (2.1) and (2.5), as well as the algebraic closure equations (2.8)–(2.10), are satisfied exactly for the discrete approximations $P_{h\tau}^{n,k,i}$, $S_{p,h\tau}^{n,k,i}$, $C_{p,c,h\tau}^{n,k,i}$, $P_{p,h\tau}^{n,k,i}$, and $l_{c,h\tau}^{n,k,i}$. This may not hold precisely for all of the required links for the above construction but we suppose the error from this non-satisfaction is negligible. Typically (2.8) and (2.9) holds precisely, but (2.1) and (2.5) may be violated (the capillary pressure function applied to a piecewise polynomial is typically no more a piecewise polynomial and a product of two piecewise affine-in-time functions is a piecewise quadratic-in-time function) and (2.10) will be violated if the local fugacity equations are not resolved exactly.

4.3 Phase pressure reconstructions

We define the phase pressure reconstructions discussed in Section (3.4) from $P_{p,h}^{n,k,i}$ of (4.11) by

$$\mathfrak{P}_{p,h}^{n,k,i} = \mathcal{I}(P_{p,h}^{n,k,i}) \quad p \in \mathcal{P}, \quad (4.13)$$

$0 \leq n \leq N$, $k \geq 1$, $i \geq 1$, where \mathcal{I} denotes the vertex-averaging interpolator. This operator has been introduced in the context of a posteriori error estimates for finite volume discretizations of Darcy’s equations by Achdou et al. [3] and in the discontinuous Galerkin setting by Karakashian and Pascal [45]. As usual, $\mathfrak{P}_{p,h\tau}^{n,k,i}$ is then continuous and piecewise affine in time, given by $\mathfrak{P}_{p,h}^{n,k,i}$ at the discrete times t^n . Most importantly, it satisfies $\mathfrak{P}_{p,h\tau}^{n,k,i} \in X$.

4.4 Component flux reconstructions

We provide here details on how to build the component flux reconstructions in the spirit of Section 3.4 for the finite volume setting of Sections 2.2 and 4.1. Several different flux reconstructions will be introduced to accommodate the presence of different error components.

Let a time step $1 \leq n \leq N$, a Newton linearization iteration $k \geq 1$, and an algebraic solver iteration $i \geq 1$ be fixed. For all $c \in \mathcal{C}$, the *discretization flux reconstruction* $\Theta_{\text{disc},c,h}^{n,k,i} \in \mathbf{RTN}(\mathcal{M}^n)$ is such that, for all $M \in \mathcal{M}^n$ and all $\sigma \in \mathcal{E}_M^{i,n}$,

$$(\Theta_{\text{disc},c,h}^{n,k,i} \cdot \mathbf{n}_M, 1)_\sigma := F_{c,M,\sigma}(\mathcal{X}_M^{n,k,i}), \quad (4.14a)$$

with $F_{c,M,\sigma}$ defined by (2.21), while $\Theta_{\text{disc},c,h}^{n,k,i} \cdot \mathbf{n}_\Omega = 0$ on $\partial\Omega$ coherently with (2.6). For all $c \in \mathcal{C}$ we also define a *linearization error flux reconstruction* $\Theta_{\text{lin},c,h}^{n,k,i} \in \mathbf{RTN}(\mathcal{M}^n)$ such that, for all $M \in \mathcal{M}^n$ and for all $\sigma \in \mathcal{E}_M^{i,n}$,

$$(\Theta_{\text{lin},c,h}^{n,k,i} \cdot \mathbf{n}_M, 1)_\sigma = F_{c,M,\sigma}^{n,k,i} - F_{c,M,\sigma}(\mathcal{X}_M^{n,k,i}), \quad (4.14b)$$

with $F_{c,M,\sigma}^{n,k,i}$ defined by (4.6), and, similarly, an *algebraic error flux reconstruction* $\Theta_{\text{alg},c,h}^{n,k,i} \in \mathbf{RTN}(\mathcal{M}^n)$ such that, for all $M \in \mathcal{M}^n$ and for all $\sigma \in \mathcal{E}_M^{i,n}$,

$$(\Theta_{\text{alg},c,h}^{n,k,i} \cdot \mathbf{n}_M, 1)_{\partial M} := -R_{c,M}^{n,k,i}, \quad (4.14c)$$

with $R_{c,M}^{n,k,i}$ defined by (4.8). To complete both (4.14b) and (4.14c), we set respectively $\Theta_{\text{lin},c,h}^{n,k,i} \cdot \mathbf{n}_\Omega = 0$ and $\Theta_{\text{alg},c,h}^{n,k,i} \cdot \mathbf{n}_\Omega = 0$ on $\partial\Omega$. For all $c \in \mathcal{C}$, the equivalent of the component flux reconstruction $\Theta_{c,h}^n$ from Section 3.4 is then given by

$$\Theta_{c,h}^{n,k,i} := \Theta_{\text{disc},c,h}^{n,k,i} + \Theta_{\text{lin},c,h}^{n,k,i} + \Theta_{\text{alg},c,h}^{n,k,i}. \quad (4.14d)$$

Remark 4.3 (Algebraic error). *In practice it is rather difficult to satisfy (4.14c) exactly, though it is possible following, e.g., [44, Section 7.3]. Following [36, Section 4] we prefer to compute our algebraic error flux reconstruction by: (i) performing j additional iterations of the algebraic solver from the stage (4.3), with j a user-defined fixed number; (ii) computing $\Theta_{\text{disc},c,h}^{n,k,i+j}$ and $\Theta_{\text{lin},c,h}^{n,k,i+j}$ as in (4.14a) and (4.14b), respectively, with i replaced by $i+j$; (iii) defining the algebraic error flux reconstruction as $\Theta_{\text{alg},c,h}^{n,k,i} := \Theta_{\text{disc},c,h}^{n,k,i+j} + \Theta_{\text{lin},c,h}^{n,k,i+j} - (\Theta_{\text{disc},c,h}^{n,k,i} + \Theta_{\text{lin},c,h}^{n,k,i})$. Then, (4.14c) only holds approximately (the better the bigger j is), but turns out to work perfectly in practice.*

4.5 Distinguishing the space, time, linearization, and algebraic errors

In this section, we first give a time-localized version of Theorem 3.3. Subsequently, we derive an a posteriori error estimate distinguishing the space, time, linearization, and algebraic error components.

4.5.1 A time-localized a posteriori error estimate

Let $1 \leq n \leq N$, a Newton linearization iteration $k \geq 1$, and an algebraic solver iteration $i \geq 1$ be fixed. It follows from (4.8), the definition (4.14d) of the flux reconstruction $\Theta_{c,h}^{n,k,i}$, and Green's theorem that there holds, for all $c \in \mathcal{C}$,

$$\left(q_{c,h}^n - \frac{l_{c,M}(\mathcal{X}_M^{n,k-1}) + \mathcal{L}_{c,M}^{n,k,i} - l_{c,M}^{n-1}}{\tau^n} - \nabla \cdot \Theta_{c,h}^{n,k,i}, 1 \right)_M = 0 \quad \forall M \in \mathcal{M}^n. \quad (4.15)$$

Unfortunately, owing to the nonlinear accumulation term, compare the definition (4.12c) of $l_{c,h\tau}^{n,k,i}$ with (4.8), (4.15) is not a full equivalent of (3.10a). However, we can still elaborate Theorem 3.3 as follows. For all $c \in \mathcal{C}$, define the following refined version of the estimators of (3.12), with the additional *nonlinear*

accumulation estimator $\eta_{\text{NA},M,c}^{n,k,i}$:

$$\eta_{\text{R},M,c}^{n,k,i} := \min\{C_{\mathcal{P},M}, \varepsilon^{-\frac{1}{2}}\} h_M \|q_{c,h}^n - (\tau^n)^{-1}(l_{c,M}(\mathcal{X}_{\mathcal{M}}^{n,k-1}) + \mathcal{L}_{c,M}^{n,k,i} - l_{c,M}^{n-1}) - \nabla \cdot \Theta_{c,h}^{n,k,i}\|_M, \quad (4.16a)$$

$$\eta_{\text{F},M,c}^{n,k,i}(t) := \|\Theta_{c,h}^{n,k,i} - \Phi_{c,h\tau}^{n,k,i}(t)\|_M \quad t \in I_n, \quad (4.16b)$$

$$\eta_{\text{NC},M,p,c}^{n,k,i}(t) := \|\Psi_{p,c}(P_{p,h\tau}^{n,k,i})(t) - \Psi_{p,c}(\mathfrak{P}_{p,h\tau}^{n,k,i})(t)\|_M \quad t \in I_n, p \in \mathcal{P}_c, \quad (4.16c)$$

$$\eta_{\text{NA},M,c}^{n,k,i} := \varepsilon^{-\frac{1}{2}} h_M (\tau^n)^{-1} \|l_{c,M}(\mathcal{X}_{\mathcal{M}}^{n,k,i}) - l_{c,M}(\mathcal{X}_{\mathcal{M}}^{n,k-1}) - \mathcal{L}_{c,M}^{n,k,i}\|_M, \quad (4.16d)$$

where the functions $\Psi_{p,c}$, $p \in \mathcal{P}$, $c \in \mathcal{C}_p$, are defined by (3.9), while

$$\Phi_{c,h\tau}^{n,k,i} := \sum_{p \in \mathcal{P}_c} \Phi_{p,c,h\tau}^{n,k,i}, \quad \Phi_{p,c,h\tau}^{n,k,i} := \nu_p(P_{p,h\tau}^{n,k,i}, \mathbf{S}_{h\tau}^{n,k,i}, \mathbf{C}_{p,h\tau}^{n,k,i}) C_{p,c,h\tau}^{n,k,i} \mathbf{v}_p(P_{p,h\tau}^{n,k,i}, \mathbf{C}_{p,h\tau}^{n,k,i}).$$

In the spirit of Section 3.3, we define the time-localized error measure,

$$\mathcal{N}^n := \left\{ \sum_{c \in \mathcal{C}} (\mathcal{N}_c^n)^2 \right\}^{\frac{1}{2}} + \left\{ \sum_{p \in \mathcal{P}} (\mathcal{N}_p^n)^2 \right\}^{\frac{1}{2}}, \quad (4.17)$$

where \mathcal{N}_c^n , $c \in \mathcal{C}$, and \mathcal{N}_p^n , $p \in \mathcal{P}$, are defined as (3.6) and (3.8), respectively, with the current approximations indexed n, k, i and the time integration performed on the time intervals I_n instead of $(0, t_F)$. Note that

$$\mathcal{N}_c = \sum_{n=1}^N (\mathcal{N}_c^n)^2, \quad \mathcal{N}_p = \sum_{n=1}^N (\mathcal{N}_p^n)^2.$$

We then have:

Corollary 4.4 (Time-localized a posteriori error estimate). *Consider a time step $1 \leq n \leq N$, a Newton linearization iteration $k \geq 1$, and an algebraic solver iteration $i \geq 1$. Under Assumption 3.1, for the approximate solution of Section 4.2, the phase pressure reconstructions of Section 4.3, the component flux reconstructions of Section 4.4, and with the estimators given by (4.16), there holds*

$$\mathcal{N}_c^n \leq \left\{ \int_{I_n} \sum_{M \in \mathcal{M}^n} (\eta_{\text{R},M,c}^{n,k,i} + \eta_{\text{F},M,c}^{n,k,i}(t) + \eta_{\text{NA},M,c}^{n,k,i})^2 dt \right\}^{\frac{1}{2}} \quad c \in \mathcal{C}, \quad (4.18a)$$

$$\mathcal{N}_p^n \leq \left\{ \sum_{c \in \mathcal{C}_p} \int_{I_n} \sum_{M \in \mathcal{M}^n} (\eta_{\text{NC},M,p,c}^{n,k,i}(t))^2 dt \right\}^{\frac{1}{2}} \quad p \in \mathcal{P}. \quad (4.18b)$$

Proof. The proof is a slight modification of that of Theorem 3.3. We only need to estimate

$$\begin{aligned} & \sum_{n=1}^N \int_{I_n} \sum_{M \in \mathcal{M}^n} (\partial_t l_{c,h\tau}^{n,k,i} - (\tau^n)^{-1}(l_{c,M}(\mathcal{X}_{\mathcal{M}}^{n,k-1}) + \mathcal{L}_{c,M}^{n,k,i} - l_{c,M}^{n-1}), \varphi)_M(t) dt \\ &= \sum_{n=1}^N \int_{I_n} \sum_{M \in \mathcal{M}^n} ((\tau^n)^{-1}(l_{c,M}(\mathcal{X}_{\mathcal{M}}^{n,k,i}) - l_{c,M}(\mathcal{X}_{\mathcal{M}}^{n,k-1}) - \mathcal{L}_{c,M}^{n,k,i}), \varphi)_M(t) dt \\ &\leq \sum_{n=1}^N \int_{I_n} \sum_{M \in \mathcal{M}^n} \eta_{\text{NA},M,c}^{n,k,i} \varepsilon^{\frac{1}{2}} h_M^{-1} \|\varphi\|_M(t) dt \leq \sum_{n=1}^N \int_{I_n} \sum_{M \in \mathcal{M}^n} \eta_{\text{NA},M,c}^{n,k,i} \|\varphi\|_{X,M}(t) dt, \end{aligned}$$

to combine this bound with (3.14) and the definition (3.2) of the norm on the space X , and restrict the result to the given time interval. \square

4.5.2 Distinguishing the different error components

For all $1 \leq n \leq N$, $k \geq 1$, $i \geq 1$, $M \in \mathcal{M}^n$, and $c \in \mathcal{C}$, we define the *spatial estimators* evaluating the error related to the spatial mesh resolution,

$$\eta_{\text{sp},M,c}^{n,k,i}(t) := \eta_{\text{R},M,c}^{n,k,i} + \|\Theta_{\text{disc},c,h}^{n,k,i} - \Phi_{c,h\tau}^{n,k,i}(t^n)\|_M + \left\{ \sum_{p \in \mathcal{P}_c} (\eta_{\text{NC},M,p,c}^{n,k,i}(t))^2 \right\}^{\frac{1}{2}} \quad t \in I_n, \quad (4.19a)$$

the *temporal estimators* evaluating the error related to the size of the time step,

$$\eta_{\text{tm},M,c}^{n,k,i}(t) := \|\Phi_{c,h\tau}^{n,k,i}(t^n) - \Phi_{c,h\tau}^{n,k,i}(t)\|_M \quad t \in I_n, \quad (4.19b)$$

the *linearization estimators* measuring the error in the linearization of the nonlinear system (4.1),

$$\eta_{\text{lin},M,c}^{n,k,i} := \|\Theta_{\text{lin},c,h}^{n,k,i}\|_M + \eta_{\text{NA},M,c}^{n,k,i}, \quad (4.19c)$$

and the *algebraic estimators* that quantify the error in the algebraic iterative resolution of the linear system (4.2),

$$\eta_{\text{alg},M,c}^{n,k,i} := \|\Theta_{\text{alg},c,h}^{n,k,i}\|_M. \quad (4.19d)$$

For all $c \in \mathcal{C}$, global versions of these estimators are given by

$$\eta_{\text{sp},c}^{n,k,i} := \left\{ 4 \int_{I_n} \sum_{M \in \mathcal{M}^n} (\eta_{\text{sp},M,c}^{n,k,i}(t))^2 dt \right\}^{\frac{1}{2}}, \quad (4.20a)$$

$$\eta_{\text{tm},c}^{n,k,i} := \left\{ 2 \int_{I_n} \sum_{M \in \mathcal{M}^n} (\eta_{\text{tm},M,c}^{n,k,i}(t))^2 dt \right\}^{\frac{1}{2}}, \quad (4.20b)$$

$$\eta_{\text{lin},c}^{n,k,i} := \left\{ 2\tau^n \sum_{M \in \mathcal{M}^n} (\eta_{\text{lin},M,c}^{n,k,i})^2 \right\}^{\frac{1}{2}}, \quad (4.20c)$$

$$\eta_{\text{alg},c}^{n,k,i} := \left\{ 2\tau^n \sum_{M \in \mathcal{M}^n} (\eta_{\text{alg},M,c}^{n,k,i})^2 \right\}^{\frac{1}{2}}. \quad (4.20d)$$

Using the triangle inequality and Corollary 4.4, we can estimate the time-localized norm \mathcal{N}^n of (4.17) as follows:

Corollary 4.5 (Distinguishing the space, time, linearization, and algebraic errors). *Under the assumptions of Corollary 4.4, there holds, with the estimators given by (4.20),*

$$\mathcal{N}^n \leq \left\{ \sum_{c \in \mathcal{C}} (\eta_{\text{sp},c}^{n,k,i} + \eta_{\text{tm},c}^{n,k,i} + \eta_{\text{lin},c}^{n,k,i} + \eta_{\text{alg},c}^{n,k,i})^2 \right\}^{\frac{1}{2}}. \quad (4.21)$$

4.6 A fully adaptive algorithm

In this section we propose an adaptive algorithm based on the estimators (4.20). Let $\gamma_{\text{lin}}, \gamma_{\text{alg}} \in (0, 1)$ be user-given parameters; these express respectively the fraction allowed for the linearization and algebraic error components. Similarly, let the parameters for balancing the spatial and temporal errors $\Gamma_{\text{tm}} > \gamma_{\text{tm}} > 0$ be fixed. Finally, let crit_c^n stand for the maximal error allowed in the component c on the time interval I_n . Our algorithm is as follows:

1. Initialization

- (a) Choose an initial mesh \mathcal{M}^0 , an initial time step τ^0 , and set $t^0 := 0$ and $n := 0$.
- (b) Set up the initial approximation $\mathcal{X}_{\mathcal{M}}^0$.

2. Loop in time

- (a) Set $n := n + 1$, $\mathcal{M}^n := \mathcal{M}^{n-1}$, $\tau^n := \tau^{n-1}$, and $k := 0$.
- (b) Define $\mathcal{X}_{\mathcal{M}}^{n,0} := \mathcal{X}_{\mathcal{M}}^{n-1}$.
- (c) **Spatial and temporal errors balancing loop**
- i. **Newton linearization loop**
 - A. **Newton initialization**
 - Set $k := k + 1$ and $i := 0$.
 - Define $\mathcal{X}_{\mathcal{M}}^{n,k,0} := \mathcal{X}_{\mathcal{M}}^{n,k-1}$.
 - B. **Set up the linear system.**
 - Compute the linearized component fluxes $F_{c,M,\sigma}^{n,k,i}$, $c \in \mathcal{C}$, following (4.6).
 - Compute the perturbation of the accumulation term $\mathcal{L}_{c,M}^{n,k,i}$, $c \in \mathcal{C}$, following (4.5).
 - Assemble the linear system following (4.8).
 - C. **Algebraic solver loop**
 - Set $i := i + 1$.
 - Perform a step of the iterative algebraic solver for the solution of (4.8).
 - **A posteriori estimators**
 - Build the postprocessed phase pressures following (4.11).
 - Construct the approximations of the saturations, molar fractions, and amounts of components following (4.12).
 - Prescribe the continuous phase pressure reconstructions following (4.13).
 - Construct the component flux reconstructions $\Theta_{\text{disc},c,h}^{n,k,i}$, $\Theta_{\text{lin},c,h}^{n,k,i}$, $\Theta_{\text{alg},c,h}^{n,k,i}$, and $\Theta_{c,h}^{n,k,i}$ following (4.14).
 - Evaluate the different estimators defined by (4.20).
 - **Terminate the algebraic solver loop if**

$$\eta_{\text{alg},c}^{n,k,i} \leq \gamma_{\text{alg}}(\eta_{\text{sp},c}^{n,k,i} + \eta_{\text{tm},c}^{n,k,i} + \eta_{\text{lin},c}^{n,k,i}), \quad \forall c \in \mathcal{C}. \quad (4.22)$$

D. **Update**

- Update the unknowns; set $\mathcal{X}_{\mathcal{M}}^{n,k} := \mathcal{X}_{\mathcal{M}}^{n,k,i}$.

E. **Terminate the Newton linearization loop if**

$$\eta_{\text{lin},c}^{n,k,i} \leq \gamma_{\text{lin}}(\eta_{\text{sp},c}^{n,k,i} + \eta_{\text{tm},c}^{n,k,i}), \quad \forall c \in \mathcal{C}. \quad (4.23)$$

- ii. Adapt the time step if necessary.
- iii. If spatial mesh adaptation is considered, refine or coarsen the mesh \mathcal{M}^n in function of the distribution of the local spatial error estimators $\eta_{\text{sp},M,c}^{n,k,i}(t)$ of (4.19a).
- iv. **Terminate the spatial and temporal errors balancing loop if**

$$\gamma_{\text{tm}}\eta_{\text{sp},c}^{n,k,i} \leq \eta_{\text{tm},c}^{n,k,i} \leq \Gamma_{\text{tm}}\eta_{\text{sp},c}^{n,k,i} \quad \text{and} \quad \eta_{\text{sp},c}^{n,k,i} + \eta_{\text{tm},c}^{n,k,i} \leq \text{crit}_c^n \quad \forall c \in \mathcal{C}. \quad (4.24)$$

(d) **Data update**

- i. Set $\mathcal{X}_{\mathcal{M}}^n := \mathcal{X}_{\mathcal{M}}^{n,k,i}$ and $t^n := t^{n-1} + \tau^n$.

(e) **End: Loop in time if** ($t^n > t^F$).

Note that in (4.22) we propose to stop the iterative algebraic solver when the algebraic error components do not affect significantly the overall error. A variation in the spirit of Remark 4.3 can be considered where a user-defined number j of linear iterations are performed before recomputing the estimators, and the algebraic estimator is replaced by its approximate version. Similarly, the criterion (4.23) expresses the fact that there is no need to continue with the linearization iterations if the overall error is dominated by the space and time errors. Finally, by (4.24) we give a way to select the time step τ^n in order to equilibrate the space and time error components; congruently, the spatial mesh should be refined/derefinned. If local adaptive mesh refinement is considered, \mathcal{M}^n should be such that, for all $M_1, M_2 \in \mathcal{M}^n$ with $M_1 \neq M_2$,

$$\eta_{\text{sp},c,M_1}^{n,k,i} \approx \eta_{\text{sp},c,M_2}^{n,k,i}, \quad \forall c \in \mathcal{C}.$$

Local (elementwise) versions of the criteria (4.22) and (4.23) can be formulated using the local estimators (4.19); see [44, 33, 36].

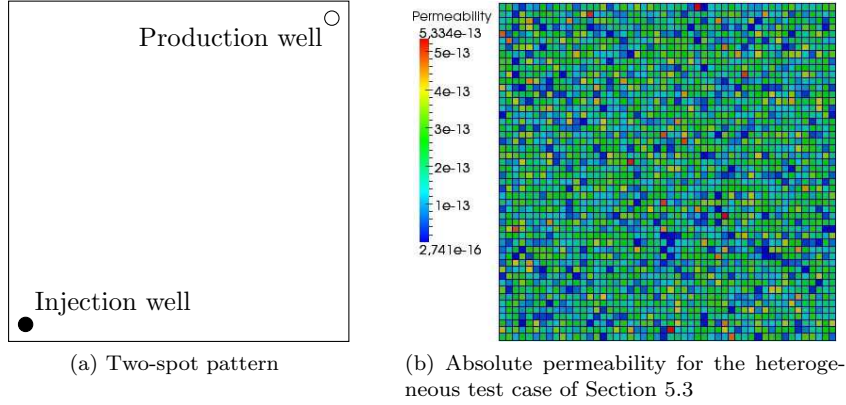


Figure 1: Configuration for the numerical test cases

5 Numerical results

In this section we illustrate our theoretical results on two test cases representative of enhanced oil recovery techniques. More specifically, we focus on the case when oil recovery is improved by injecting components that are not originally present in the reservoir to increase the mobility, cf., e.g., [49, 58]. Both homogeneous and heterogeneous (but isotropic) porous media are considered.

5.1 Setting

We consider the injection of gas composed of carbon dioxide CO_2 (component g_1) and nitrogen N_2 (component g_2) into a reservoir initially saturated with heptanol C_7H_{16} (component o). The three components, collected in the set $\mathcal{C} := \{o, g_1, g_2\}$, can be present in a liquid or gaseous phase corresponding to $\mathcal{P} := \{l, g\}$. This is therefore a special case of the more general problem considered in Example 2. The spatial domain is $\Omega = (0, 1000)\text{m} \times (0, 1000)\text{m}$ and the process is simulated for $t_F = 7$ years. We consider a two-spot pattern, see Figure 1a, where we have one injection well with pressure fixed to $P_{\text{inj}} = 1.1 \times 10^{10}\text{Pa}$ and one production well with pressure fixed to $P_{\text{pro}} = 9 \times 10^6\text{Pa}$. Wells are modeled as nonlinear source terms as detailed in the following. Denoting by M_{inj} and M_{pro} the cells containing the injection and production wells, respectively, the rates of injection and production of the component $c \in \mathcal{C}$, denoted by $q_{c, M_{\text{inj}}}$ and $q_{c, M_{\text{pro}}}$, are given by the following expressions:

$$|M_{\text{inj}}|q_{c, M_{\text{inj}}} = -\nu_{g, M_{\text{inj}}}(P_{\text{inj}}, S_{g, \text{inj}}, \mathbf{C}_{g, \text{inj}})C_{g, c, \text{inj}}\text{IP}_{M_{\text{inj}}}(P_{g, M_{\text{inj}}} - P_{\text{inj}}),$$

and,

$$|M_{\text{pro}}|q_{c, M_{\text{pro}}} = - \sum_{p \in \mathcal{C}_p} \{ \nu_{p, M_{\text{pro}}}(P_{p, M_{\text{pro}}}, S_{p, M_{\text{pro}}}, \mathbf{C}_{p, M_{\text{pro}}})C_{p, c, M_{\text{pro}}}\text{IP}_{M_{\text{pro}}}(P_{p, M_{\text{pro}}} - P_{\text{pro}}) \},$$

where $S_{g, \text{inj}} = 1$ is the injected gas saturation, $\mathbf{C}_{g, \text{inj}}$ is the vector of injected components molar fractions in gas

$$\mathbf{C}_{g, \text{inj}} = \{C_{g, o, \text{inj}} = 0, C_{g, g_1, \text{inj}} = 0.8, C_{g, g_2, \text{inj}} = 0.2\},$$

and IP_M is the well's production index given, for isotropic medium, by Peaceman's formula:

$$\text{IP}_M := \frac{2\pi\lambda_M\Delta Z_M}{\log(0.14\frac{r_d}{r_w})}, \quad r_d := \sqrt{\Delta x_M^2 + \Delta y_M^2},$$

with r_w the well radius set to 0.5m, r_d the equivalent block well radius, ΔZ_M the perforated mesh height, and $\Delta x_M, \Delta y_M$ the linear dimensions of the perforated cell M along the x and y axis, respectively. The required physical properties are chosen as follows: (i) porosity $\phi = 0.1$. (ii) phase molar density $\zeta_p = \sum_{c \in \mathcal{C}} \zeta_c(P)C_{c, p}$, $p \in \{l, g\}$, where ζ_c , $c \in \mathcal{C}$, takes the form

$$\zeta_c(P) = \alpha_c \frac{P - P_{\text{inj}}}{P_{\text{pro}} - P_{\text{inj}}} + \beta_c \frac{P - P_{\text{pro}}}{P_{\text{inj}} - P_{\text{pro}}},$$

with $(\alpha_o, \beta_o) = (6640.88, 6669.32)$, $(\alpha_{g_1}, \beta_{g_2}) = (4703.4, 5567.0)$, and $(\alpha_{g_2}, \beta_{g_2}) = (3062.5, 3676.4)$. (iii) The liquid phase viscosity $\mu_l = 3.2 \times 10^{-4}$ Pas, the gas phase viscosity $\mu_g = 3.5 \times 10^{-5}$ Pas. (iv) The relative permeability

$$k_{r,p}(S_p) = \begin{cases} 1 & \text{if } S_p \geq 1, \\ \frac{S_p - S_p^{\text{res}}}{1 - S_p^{\text{res}}} & \text{if } S_p^{\text{res}} < S_p < 1, \\ 0 & \text{if } S_p \leq S_p^{\text{res}}, \end{cases}$$

where the residual saturations are respectively given by $S_1^{\text{res}} = 0.2$ and $S_g^{\text{res}} = 0.1$. Concerning the thermodynamic equilibrium between the oil and gas phases

$$C_{g,c} = K_c^{\text{o,g}}(P, \mathbf{C}_o, \mathbf{C}_g) C_{o,c}, \quad \forall c \in \mathcal{C},$$

we consider here a simple formula, depending just on the pressure, for the equilibrium constant $K_c^{\text{o,g}} = K_c^{\text{o,g}}(P)$ between the oil and gas phases for the component $c \in \mathcal{C}$ given by

$$K_c^{\text{o,g}}(P) = \gamma_c \frac{P - P_{\text{inj}}}{P_{\text{pro}} - P_{\text{inj}}} + \delta_c \frac{P - P_{\text{pro}}}{P_{\text{inj}} - P_{\text{pro}}},$$

with $(\gamma_o, \delta_o) = (1.2 \times 10^{-2}, 1 \times 10^{-2})$, $(\gamma_{g_1}, \delta_{g_1}) = (1.3 \times 10^1, 1.64 \times 10^1)$, and $(\gamma_{g_2}, \delta_{g_2}) = (64, 76)$. Note that, as we consider a horizontal 2D case, gravitational effects are not taken into account in the numerical tests, and the phase mass densities ρ_p , $p \in \mathcal{P}$, need not be specified. We shall test two cases, with a homogeneous porous medium and a heterogeneous one. The capillary pressure curves and the absolute permeability $\mathbf{\Lambda}$ are problem-specific and will be described below.

We consider a uniform spatial mesh (mesh adaptation will be considered in a future work) and choose the initial time step as $\tau^0 = 5.184 \times 10^5$ s, which equals to 6 days. We consider the finite volume discretization of Section 2.2.2 with the Newton linearization detailed in Section 4.1; we obtain (4.8) with the GMRes iterative solver and ILU preconditioner with zero level fill-in. Our implementation uses PETSc [12, 11, 13] with the function `KSPSetConvergenceTest` allowing to enter a user-defined convergence criterion.

We compare the adaptive resolution where the stopping criteria for the GMRes and Newton iterations are given by, respectively, (4.22) and (4.23) with $\gamma_{\text{alg}} = \gamma_{\text{lin}} = 10^{-3}$, with a classical algorithm where iterations are stopped using a fixed threshold, i.e.,

$$\text{err}_{\text{alg}}^{n,k,i} \leq 10^{-8}, \quad (5.1)$$

for the GMRes iterations where $\text{err}_{\text{alg}}^{n,k,i}$ denotes relative algebraic residual, and

$$\text{err}_{\text{lin}}^{n,k} \leq 10^{-8}, \quad (5.2)$$

for the Newton linearization, where $\text{err}_{\text{lin}}^{n,k}$ denotes the relative linearization residual. The algebraic error flux reconstruction $\Theta_{\text{alg},c,h}^{n,k,i}$ is obtained in the spirit of Remark 4.3 with $j = 2$. We thus perform two additional GMRes iterations before checking the criterion (4.22) (these additional steps are not wasted as we continue the iteration from the last obtained solution in the next GMRes step).

5.2 Compressible flow in a homogeneous porous medium

We first consider a simplified test case with a homogeneous permeability $\mathbf{\Lambda} = (9.869233 \times 10^{-14} \text{m}^2) \mathbf{I}$, where \mathbf{I} is the identity tensor, and no capillary effects, setting $P_{c_p}(\mathbf{S}) \equiv 0$ for all $p \in \mathcal{P}$. For a fixed time step and the first Newton iteration, we first show in the left part of Figure 2 the evolution of the different estimators as a function of the GMRes iterations at the classical resolution stopped following (5.1). We remark that the algebraic error steadily decreases, while the other components stagnate starting from the first iteration. For the same time step, in the right part of Figure 2 we depict the evolution of the spatial, temporal, and linearization error estimators as a function of the number of Newton iterations. The spatial and temporal errors stagnate starting from the third step while the linearization error $\eta_{\text{lin},M}^{n,k,i}$ decreases until 10^{-6} , which is equivalent to the value 10^{-8} for the relative linearization residual at which we satisfy the classical stopping criterion (5.2). These results justify our stopping criteria which economize many useless iterations.

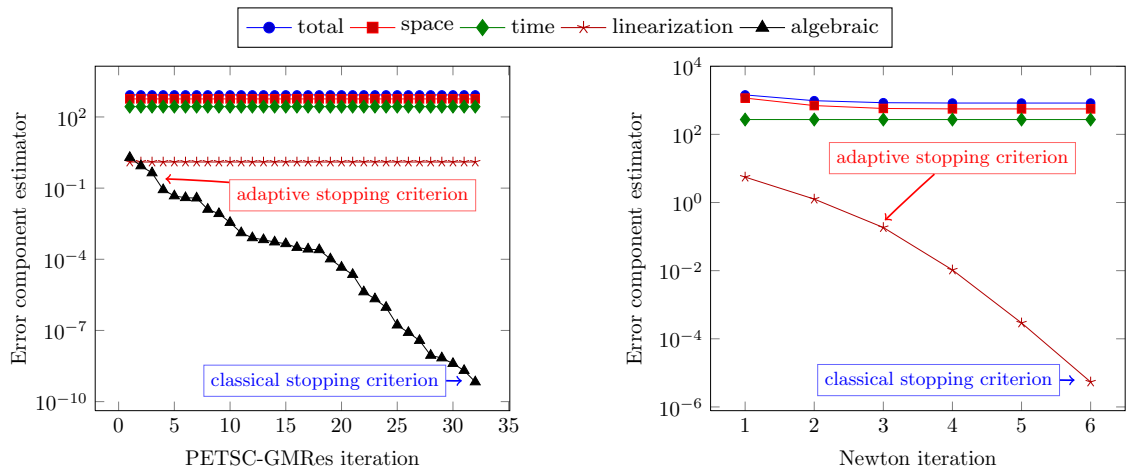
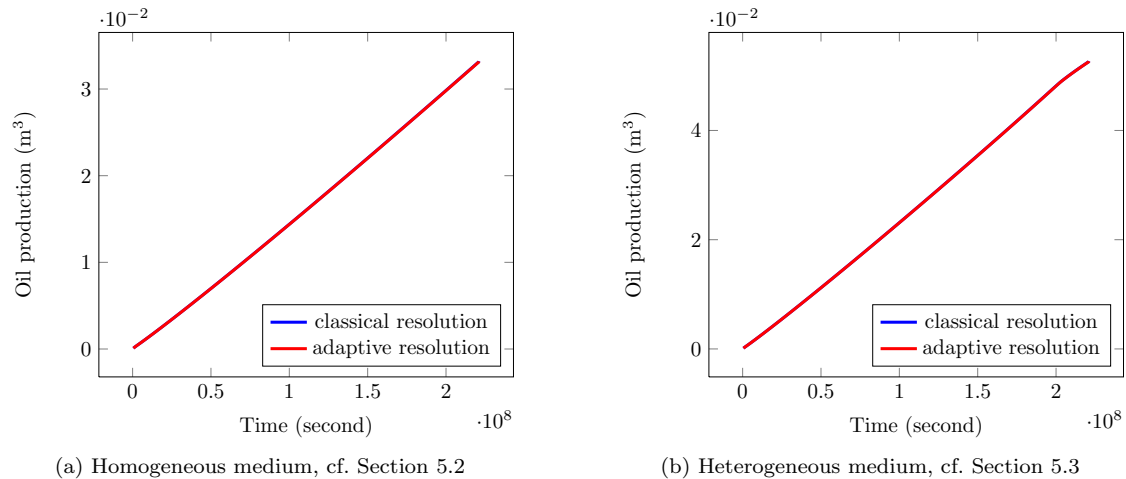


Figure 2: Evolution of the spatial, temporal, linearization, and algebraic error estimators (4.20) for a fixed mesh at time $1.04 \cdot 10^6$ s, as a function of GMRes iterations on the first Newton iteration (left) and Newton iterations (right).



(a) Homogeneous medium, cf. Section 5.2

(b) Heterogeneous medium, cf. Section 5.3

Figure 3: Cumulated oil production rate during the simulation, classical resolution vs. adaptive resolution.

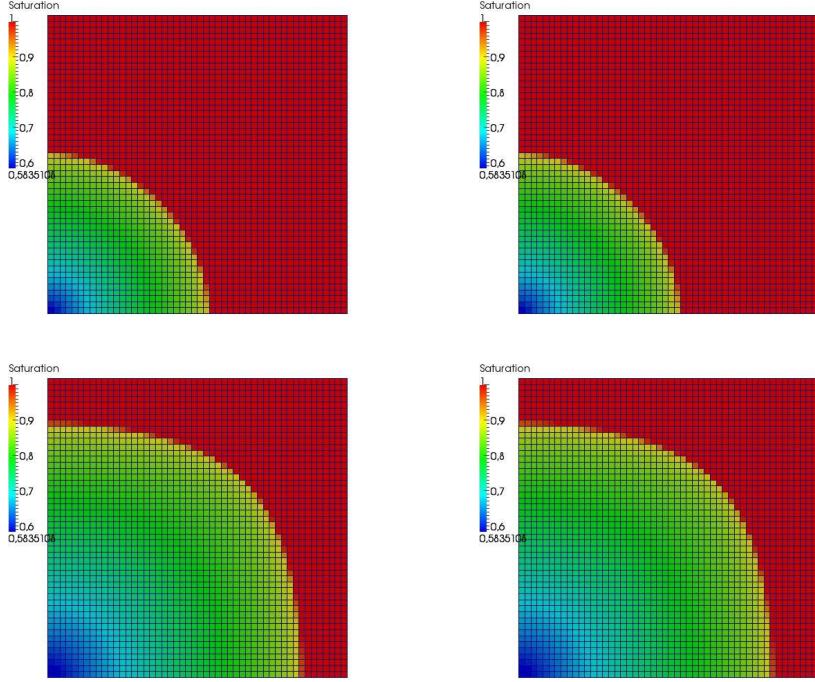


Figure 4: Liquid saturation, classical (left) vs. adaptive (right) resolution at times 7.8×10^7 s and 2.1×10^8 s for the test case of Section 5.2

Figure 3a shows the cumulated rate of oil production during the simulation for the classical and adaptive resolutions. We remark that using the adaptive algorithm does not affect the accuracy of the predicted oil production rate, which is the crucial engineering output of the simulation. We next in Figure 4 show the evolution of the saturation in the liquid phase for both classical and adaptive resolutions at two times during the simulation. Values without any visible difference are found in the two cases. Similarly, Figure 5 compares the resulting reference pressures using the adaptive algorithm and the classical one; again no loss of the precision is observed.

Figure 6 illustrates the evolution of the spatial estimators (4.19a) of the oil component. We see that this estimator detects the error caused by the two wells, as well as the error following the saturation front. This result pleads for a space mesh refinement/coarsening strategy using our estimators which will be considered in a future work.

We next focus on computational savings resulting from our adaptive stopping criteria. In the left part of Figure 7, we show the number of Newton iterations at each time step after the total simulation. The cumulated number of Newton iterations as a function of time is then presented in the right part of Figure 7. The overall gain in terms of linearization iterations obtained using our stopping criteria is quite significant.

Finally, similar results are obtained using the stopping criterion for the algebraic solver. We represent in the left part of Figure 8 the number of GMRes iterations at each time and Newton step. In the right part of Figure 8, we then depict the cumulated number of GMRes iterations as a function of time steps, where still more interesting results can be found. We see that during the simulation the gain in GMRes iterations reaches a factor of roughly 10 for the adaptive resolution compared with the classical one.

5.3 Compressible flow in a heterogeneous porous medium

We consider here the heterogeneous permeability field shown in Figure 1b corresponding to a log-normal distribution. For the phase pressures, we choose P_1 as the reference pressure P , i.e. $P_{c_1} \equiv 0$, and follow

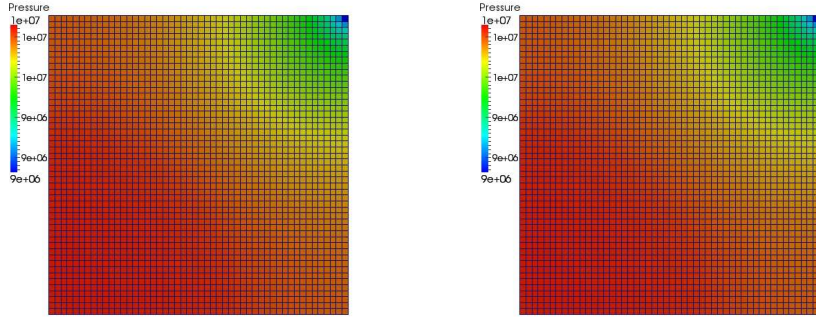


Figure 5: Reference pressure, classical (left) vs. adaptive (right) resolution at time 1.26×10^8 s for the test case of Section 5.2

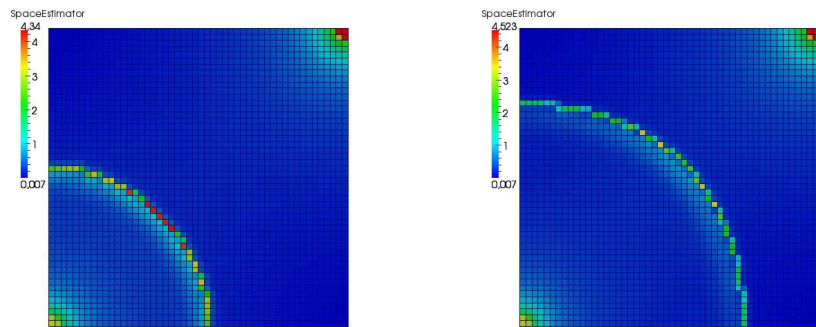


Figure 6: Spatial error distribution at times 7.8×10^7 s and 1.04×10^8 s for the test case of Section 5.2

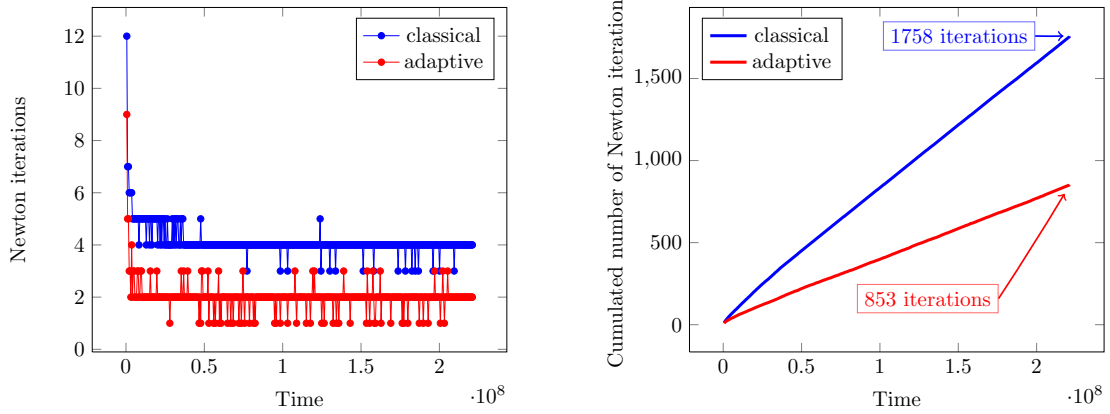


Figure 7: Newton iterations at each time step (left) and cumulated number of Newton iterations as a function of time (right) for the test case of Section 5.2. Average number of Newton iterations by time step: 4 iterations (classical), 2 iterations (adaptive).

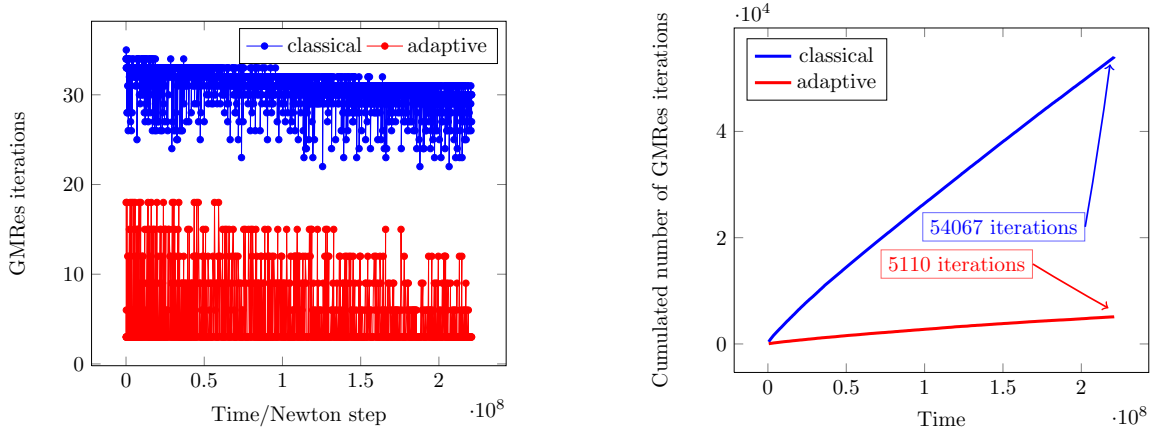


Figure 8: GMRes iterations for each time and Newton iteration step (left) and cumulated number of GMRes iterations as a function of time (right) for the test case of Section 5.2. Average number of GMRes iterations by time and Newton iteration step: 31 iterations (classical), 6 iterations (adaptive). Average number of GMRes iterations by time step: 126 iterations (classical), 12 iterations (adaptive).

the Brooks–Corey model [18] for the gas phase capillary pressure law, i.e.,

$$P_g = P + P_{c_g}(S_g), \quad P_{c_g}(S_g) = P_e \cdot (S_e)^m, \quad S_e = 1 - \frac{S_g - S_g^{\text{res}}}{1 - S_1^{\text{res}} - S_g^{\text{res}}},$$

with $P_e = 8.73 \times 10^5 \text{ Pa}$, $m = -\frac{1}{2.89}$, and $S_1^{\text{res}}, S_g^{\text{res}}$ are the residual saturations defined previously.

As for the homogeneous case, we verify in Figure 3b that the adaptive resolution does not affect the accuracy of the predicted oil production rate by comparing with the results obtained using the classical resolution procedure based on the stopping criteria (5.1) and (5.2) for the GMRes and Newton iterations, respectively. Also, Figure 9 compares the liquid saturation obtained using the adaptive and classical resolutions. Again, applying the adaptive algorithm does not influence the precision. A similar comparison for the reference pressure is shown in Figure 10.

The evolution of the spatial estimator (4.19a) at different time steps is shown in Figure 11. It again detects the error around the injection and production wells, while, advancing in time, the error follows the saturation front. As in the homogeneous case, we thus deem our estimators to be a good tool for adaptive mesh refinement.

The saved iterations from the linearization method at each time step can be found in the left part of Figure 12. In the right part of this figure we show the cumulated number of Newton iterations during the simulation as a function of time steps; again a considerable gain in terms of the number of Newton

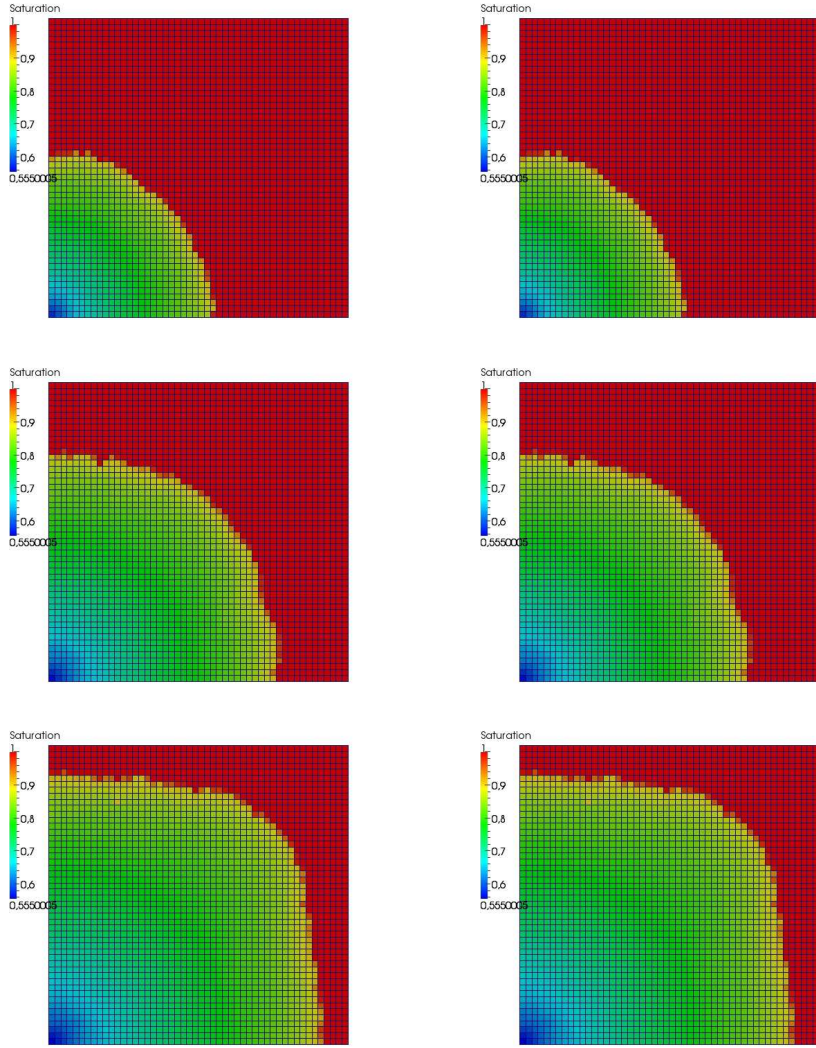


Figure 9: Liquid saturation, classical (left) and adaptive (right) resolutions at times 5.2×10^7 s, 1.04×10^8 s, and 1.6×10^8 s for the test case of Section 5.3

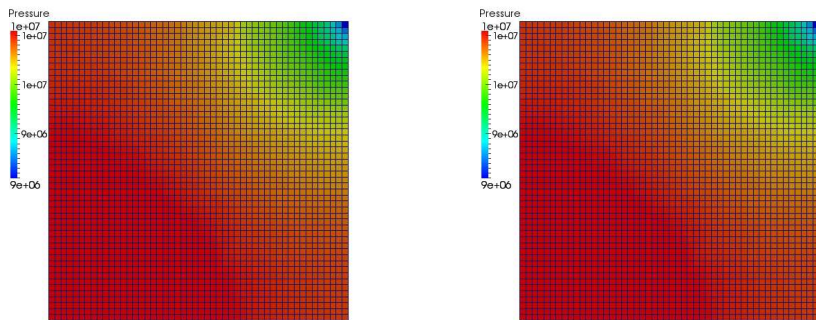


Figure 10: Pressure, classical (left) and adaptive (right) resolution at time 5.2×10^7 s for the test case of Section 5.3

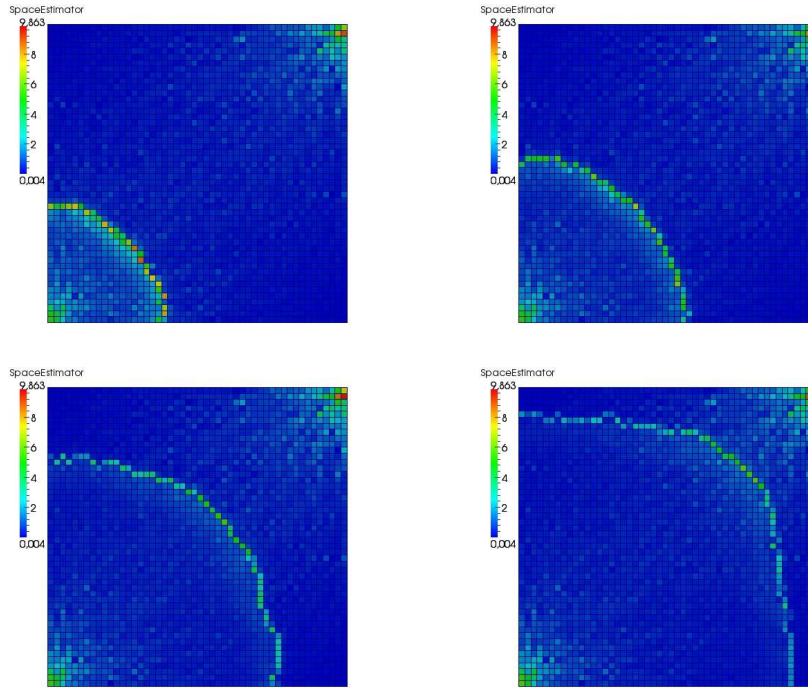


Figure 11: Spatial error distribution at times 2.6×10^7 s, 5.2×10^7 s, 1.08×10^8 s, and 1.6×10^8 s for the test case of Section 5.3

iterations is achieved.

Similarly, in Figure 13 we compare our algebraic stopping criterion with the classical one. At every time and Newton iteration step, the economy of the GMRes iterations using the stopping criterion (4.22) can be appreciated in the left part of Figure 13. In its right part, the overall gain is presented. Here better than for the homogeneous case, the speed-up factor is roughly 10.

References

- [1] I. Aavatsmark, T. Barkve, Ø. Bøe, and T. Mannseth. Discretization on non-orthogonal, curvilinear grids for multi-phase flow. In *Proc. of the 4th European Conf. on the Mathematics of Oil Recovery*, volume D, Røros, Norway, 1994.
- [2] I. Aavatsmark, T. Barkve, Ø. Bøe, and T. Mannseth. Discretization on unstructured grids for inhomogeneous, anisotropic media. I. Derivation of the methods. *SIAM J. Sci. Comput.*, 19(5):1700–1716, 1998.
- [3] Y. Achdou, C. Bernardi, and F. Coquel. A priori and a posteriori analysis of finite volume discretizations of Darcy’s equations. *Numer. Math.*, 96(1):17–42, 2003.
- [4] G. Acs and E. Farkas. General purpose compositional model. *Society of Petroleum Engineers*, 25(4):543–553, 1985.
- [5] L. Agélas, D. A. Di Pietro, and J. Droniou. The G method for heterogeneous anisotropic diffusion on general meshes. *M2AN Math. Model. Numer. Anal.*, 44(4):597–625, 2010.
- [6] L. Agélas, D. A. Di Pietro, and R. Masson. A symmetric and coercive finite volume scheme for multiphase porous media flow problems with applications in the oil industry. In *Finite volumes for complex applications V*, pages 35–51. ISTE, London, 2008.
- [7] B. Amaziane, M. Jurak, and A. Žgaljić Keko. An existence result for a coupled system modeling a fully equivalent global pressure formulation for immiscible compressible two-phase flow in porous media. *J. Differential Equations*, 250(3):1685–1718, 2011.
- [8] S. N. Antontsev, A. V. Kazhikhov, and V. N. Monakhov. *Boundary value problems in mechanics of nonhomogeneous fluids*. North-Holland, Amsterdam, 1990. Studies in Mathematics and Its Applications, Vol. 22.
- [9] T. Arbogast. The existence of weak solutions to single porosity and simple dual-porosity models of two-phase incompressible flow. *Nonlinear Anal.*, 19(11):1009–1031, 1992.
- [10] K. Aziz and A. Settari. *Petroleum Reservoir Simulation*. Applied Science Publisher, Ltd, London, 1979.

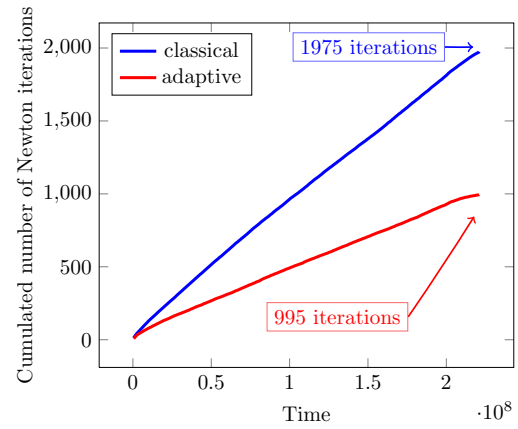
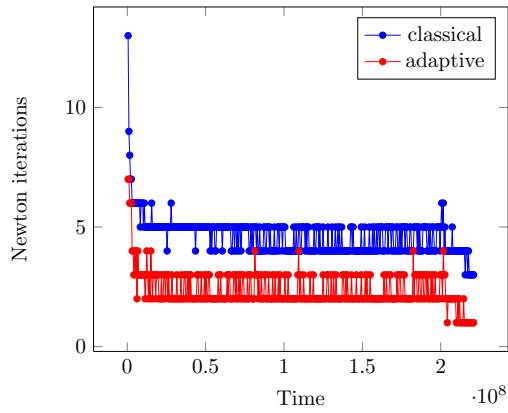


Figure 12: Newton iterations at each time step (left) and cumulated number of Newton iterations as a function of time (right) for the test case of Section 5.3. Average number of Newton iterations by time step: 5 iterations (classical), 2 iterations (adaptive).

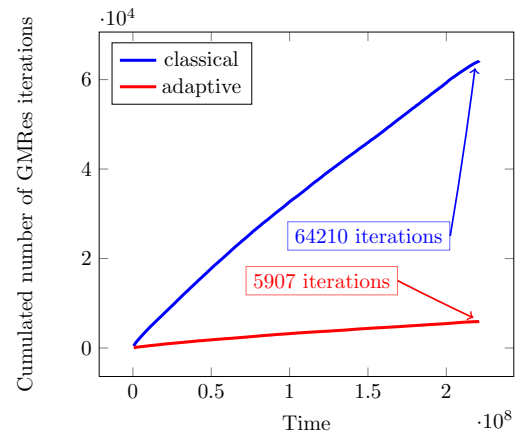
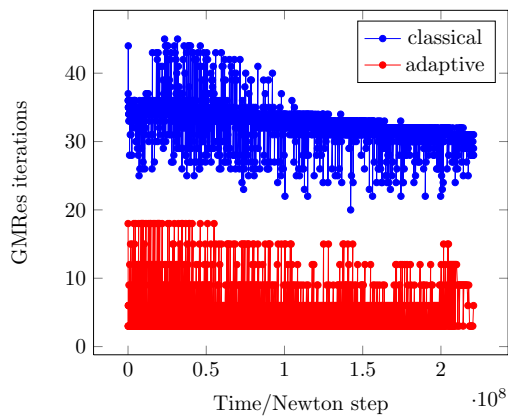


Figure 13: GMRes iterations at each time and Newton step (left) and cumulated number of GMRes iterations as a function of time (right) for the test case of Section 5.3. Average number of GMRes iterations by time and Newton iteration step: 33 iterations (classical), 6 iterations (adaptive). Average number of GMRes iterations by time step: 150 iterations (classical), 14 iterations (adaptive).

- [11] S. Balay, J. Brown, K. Buschelman, V. Eijkhout, W. D. Gropp, D. Kaushik, M. G. Knepley, L. C. McInnes, B. F. Smith, and Zhang H. PETSc users manual. Technical Report ANL-95/11 - Revision 3.3, Argonne National Laboratory, 2012.
- [12] S. Balay, J. Brown, K. Buschelman, W. D. Gropp, D. Kaushik, M. G. Knepley, L. C. McInnes, B. F. Smith, and H. Zhang. PETSc Web page, 2012. <http://www.mcs.anl.gov/petsc>.
- [13] S. Balay, W. D. Gropp, L. C. McInnes, and B. F. Smith. Efficient management of parallelism in object oriented numerical software libraries. In E. Arge, A. M. Bruaset, and H. P. Langtangen, editors, *Modern Software Tools in Scientific Computing*, pages 163–202. Birkhäuser Press, 1997.
- [14] J. Bear. *Dynamics of fluids in porous media*. American Elsevier, New York, 1972.
- [15] M. Bebendorf. A note on the Poincaré inequality for convex domains. *Z. Anal. Anwendungen*, 22(4):751–756, 2003.
- [16] Y. Brenier and J. Jaffré. Upstream differencing for multiphase flow in reservoir simulation. *SIAM J. Numer. Anal.*, 28:685–696, 1991.
- [17] F. Brezzi and M. Fortin. *Mixed and hybrid finite element methods*, volume 15 of *Springer Series in Computational Mathematics*. Springer-Verlag, New York, 1991.
- [18] R. J. Brooks and A. T. Corey. Hydraulic properties of porous media. *Hydrology Paper 3, Colorado State University, Fort Collins*, 1964.
- [19] C. Cancès, T. Gallouët, and A. Porretta. Two-phase flows involving capillary barriers in heterogeneous porous media. *Interfaces Free Bound.*, 11(2):239–258, 2009.
- [20] C. Cancès, I. S. Pop, and M. Vohralík. An a posteriori error estimate for vertex-centered finite volume discretizations of immiscible incompressible two-phase flow. *Math. Comp.*, 2013. Accepted for publication.
- [21] A. L. Chaillou and M. Suri. Computable error estimators for the approximation of nonlinear problems by linearized models. *Comput. Methods Appl. Mech. Engrg.*, 196(1-3):210–224, 2006.
- [22] G. Chavent and J. Jaffré. *Mathematical models and finite elements for reservoir simulation*. North-Holland, Amsterdam, 1986. Studies in Mathematics and Its Applications, Vol. 17.
- [23] Z. Chen. Degenerate two-phase incompressible flow. I. Existence, uniqueness and regularity of a weak solution. *J. Differential Equations*, 171(2):203–232, 2001.
- [24] Z. Chen and R. Ewing. From single-phase to compositional flow: Applicability of mixed finite elements. *Transport in Porous Media*, 27:225–242, 1997.
- [25] Z. Chen, G. Qin, and R. E. Ewing. Analysis of a compositional model for fluid flow in porous media. *SIAM J. Appl. Math.*, 60(3):747–777, 2000.
- [26] K. H. Coats. An equation of state compositional model. *Society of Petroleum Engineers*, 20(5):363–376, 1980.
- [27] D. A. Di Pietro and S. Lemaire. An extension of the Crouzeix–Raviart space to general meshes with application to quasi-incompressible linear elasticity and Stokes flow. Submitted. Preprint hal-00753660, 2012.
- [28] D. A. Di Pietro and M. Vohralík. A review of recent advances in discretization methods, a posteriori error analysis, and adaptive algorithms for numerical methods in geosciences. *OGST Oil & Gas Science and Technology*, 2013. Accepted for publication.
- [29] D. A. Di Pietro, M. Vohralík, and S. Yousef. Adaptive regularization, linearization, and discretization and a posteriori error control for the two-phase Stefan problem. HAL Preprint 00690862, submitted for publication, April 2012.
- [30] J. Douglas, Jr., R. E. Ewing, and M. F. Wheeler. The approximation of the pressure by a mixed method in the simulation of miscible displacement. *RAIRO Anal. Numér.*, 17(1):17–33, 1983.
- [31] J. Droniou. Finite volume methods for diffusion equations: introduction to and review of recent methods. *M3AS Math. Models Meth. Appl. Sci.*, 2013. Submitted.
- [32] M. G. Edwards and C. F. Rogers. Finite volume discretization with imposed flux continuity for the general tensor pressure equation. *Comput. Geosci.*, 2:259–290, 1998.
- [33] L. El Alaoui, A. Ern, and M. Vohralík. Guaranteed and robust a posteriori error estimates and balancing discretization and linearization errors for monotone nonlinear problems. *Comput. Methods Appl. Mech. Engrg.*, 200(37-40):2782–2795, 2011.
- [34] Kenneth Eriksson and Claes Johnson. Adaptive finite element methods for parabolic problems. IV. Nonlinear problems. *SIAM J. Numer. Anal.*, 32(6):1729–1749, 1995.
- [35] A. Ern and M. Vohralík. A posteriori error estimation based on potential and flux reconstruction for the heat equation. *SIAM J. Numer. Anal.*, 48(1):198–223, 2010.
- [36] A. Ern and M. Vohralík. Adaptive inexact Newton methods with a posteriori stopping criteria for nonlinear diffusion PDEs. *SIAM J. Sci. Comput.*, 2013. DOI 10.1137/120896918.
- [37] R. E. Ewing, B. A. Boyett, D. K. Babu, and R. F. Heinemann. Efficient use of locally refined grids for multiphase reservoir simulation. *Society of Petroleum Engineers*, 1989.
- [38] R. Eymard, T. Gallouët, and R. Herbin. *The finite volume method*, volume 7 of *Handbook of Numerical Analysis*. P. G. Ciarlet and J.-L. Lions eds., North Holland, 2000.
- [39] R. Eymard, T. Gallouët, and R. Herbin. *Finite volume methods*, volume VII. In *Handbook of numerical analysis*, North-Holland, Amsterdam, 2000.

- [40] R. Eymard, R. Herbin, and A. Michel. Mathematical study of a petroleum-engineering scheme. *M2AN Math. Model. Numer. Anal.*, 37(6):937–972, 2003.
- [41] Z. E. Heinemann. Using local grid refinement in a multiple-application reservoir simulator. *Society of Petroleum Engineers*, 1983.
- [42] R. D. Hornung and J. A. Trangenstein. Adaptive mesh refinement and multilevel iteration for flow in porous media. *J. Comput. Phys.*, 136(2):522–545, 1997.
- [43] R. Huber and R. Helmig. Node-centered finite volume discretizations for the numerical simulation of multiphase flow in heterogeneous porous media. *Comput. Geosci.*, 4(2):141–164, 2000.
- [44] P. Jiránek, Z. Strakoš, and M. Vohralík. A posteriori error estimates including algebraic error and stopping criteria for iterative solvers. *SIAM J. Sci. Comput.*, 32(3):1567–1590, 2010.
- [45] O. A. Karakashian and F. Pascal. A posteriori error estimates for a discontinuous Galerkin approximation of second-order elliptic problems. *SIAM J. Numer. Anal.*, 41(6):2374–2399, 2003.
- [46] Z. Khalil and M. Saad. Degenerate two-phase compressible immiscible flow in porous media: the case where the density of each phase depends on its own pressure. *Math. Comput. Simulation*, 81(10):2225–2233, 2011.
- [47] D. Kröner and S. Luckhaus. Flow of oil and water in a porous medium. *J. Differential Equations*, 55(2):276–288, 1984.
- [48] D. Kröner and M. Ohlberger. A posteriori error estimates for upwind finite volume schemes for nonlinear conservation laws in multidimensions. *Math. Comp.*, 69(229):25–39, 2000.
- [49] Lake, L. W. *Enhanced Oil Recovery*. Old Tappan, NJ; Prentice Hall Inc., 1989.
- [50] M. R. Laydi and M. Ghilani. A general finite volume scheme for an elliptic-hyperbolic system using a variational approach. *Zeitschrift für angewandte Mathematik und Physik ZAMP*, 49(4):630–643, 1998.
- [51] M. Mamaghani, G. Enchéry, and C. Chainais-Hillairet. Development of a refinement criterion for adaptive mesh refinement in steam-assisted gravity drainage simulation. *Comput. Geosci.*, 15(1):17–34, 2011.
- [52] R. H. Nochetto, A. Schmidt, and C. Verdi. A posteriori error estimation and adaptivity for degenerate parabolic problems. *Math. Comp.*, 69(229):1–24, 2000.
- [53] M. Ohlberger. A posteriori error estimate for finite volume approximations to singularly perturbed nonlinear convection–diffusion equations. *Numer. Math.*, 87(4):737–761, 2001.
- [54] G. S. H. Pau, A. S. Almgren, J. B. Bell, and M. J. Lijewski. A parallel second-order adaptive mesh algorithm for incompressible flow in porous media. *Philos. Trans. R. Soc. Lond. Ser. A Math. Phys. Eng. Sci.*, 367(1907):4633–4654, 2009.
- [55] G. S. H. Pau, J. B. Bell, A. S. Almgren, K. M. Fagnan, and M. J. Lijewski. An adaptive mesh refinement algorithm for compressible two-phase flow in porous media. *Comput. Geosci.*, 16(3):577–592, 2012.
- [56] L. E. Payne and H. F. Weinberger. An optimal Poincaré inequality for convex domains. *Arch. Rational Mech. Anal.*, 5:286–292 (1960), 1960.
- [57] P. H. Sammon. Dynamic grid refinement and amalgamation for compositional simulation. *Society of Petroleum Engineers*, 2003.
- [58] S. Thomas. Récupération assistée du pétrole : panorama. *Oil & Gas Science and Technology - Rev. IFP*, 63(1):9–19, 2008.
- [59] J. A. Trangenstein and Z. Bi. Multi-scale iterative techniques and adaptive mesh refinement for flow in porous media. *Adv. Water Resour.*, pages 1175–1213, 2001.
- [60] R. Verfürth. A posteriori error estimates for nonlinear problems. $L^r(0, T; L^p(\Omega))$ -error estimates for finite element discretizations of parabolic equations. *Math. Comp.*, 67(224):1335–1360, 1998.
- [61] R. Verfürth. A posteriori error estimates for nonlinear problems: $L^r(0, T; W^{1,p}(\Omega))$ -error estimates for finite element discretizations of parabolic equations. *Numer. Methods Partial Differential Equations*, 14(4):487–518, 1998.
- [62] M. H. Vignal. Convergence of a finite volume scheme for an elliptic-hyperbolic system. *M2AN Math. Model. Numer. Anal.*, 30(7):841–872, 1996.
- [63] M. Vohralík. Residual flux-based a posteriori error estimates for finite volume and related locally conservative methods. *Numer. Math.*, 111(1):121–158, 2008.
- [64] M. Vohralík and M. F. Wheeler. A posteriori error estimates, stopping criteria, and adaptivity for two-phase flows. *Comput. Geosci.*, 2013. DOI 10.1007/s10596-013-9356-0.
- [65] L. C. Young and R. E. Stephenson. A generalized compositional approach for reservoir simulation. *Society of Petroleum Engineers*, 23(5):727–742, 1983.