



HAL
open science

Quantum simulations of helium clusters with ionic and open shell dopants

Marius Lewerenz

► **To cite this version:**

Marius Lewerenz. Quantum simulations of helium clusters with ionic and open shell dopants. 2013. hal-00832974

HAL Id: hal-00832974

<https://hal.science/hal-00832974>

Submitted on 11 Jun 2013

HAL is a multi-disciplinary open access archive for the deposit and dissemination of scientific research documents, whether they are published or not. The documents may come from teaching and research institutions in France or abroad, or from public or private research centers.

L'archive ouverte pluridisciplinaire **HAL**, est destinée au dépôt et à la diffusion de documents scientifiques de niveau recherche, publiés ou non, émanant des établissements d'enseignement et de recherche français ou étrangers, des laboratoires publics ou privés.

Quantum simulations of helium clusters with ionic and open shell dopants

Marius Lewerenz

Laboratoire de Modélisation et Simulation Multi Echelle
UMR8208 CNRS

Université Paris Est (Marne la Vallée)
5, Blvd. Descartes, Champs sur Marne
77454 Marne la Vallée Cedex 2
France



Acknowledgments

Paris-Est:

Mirjana Mladenović, $\text{CO}^+ @ \text{He}_n$

Ji Jiang, Ph.D student, $\text{Ar}^+ @ \text{He}_n$, $\text{I}^q @ \text{He}_n$

Prague:

Petr Slavíček, $\text{Pb}^{q+} @ \text{He}_n$

What makes helium clusters interesting?

- Helium-helium interaction is of **weak van der Waals** type, closed shell atoms of very low polarisability, $D_e \approx 7.6 \text{ cm}^{-1}$
- Helium atoms have a relatively small mass.
- Large zero point energy effects (D_0 for $\text{He}_2 \approx 0.001 \text{ cm}^{-1}$).
- Helium clusters are small chunks of a quantum liquid.
- Quantum statistical effects: **bosonic** ^4He , fermionic ^3He .
- **Superfluidity** in bulk liquid ^4He below 2.17 K, in ^3He at mK level
- **A very special solvent: Is there a new chemistry?**

- Implantation of dopants through (multiple) inelastic collisions.
- Weak interactions with dopant.
- Binding energy and position of dopants depend on quantum effects.

Delicate balance between potential and quantum kinetic energy

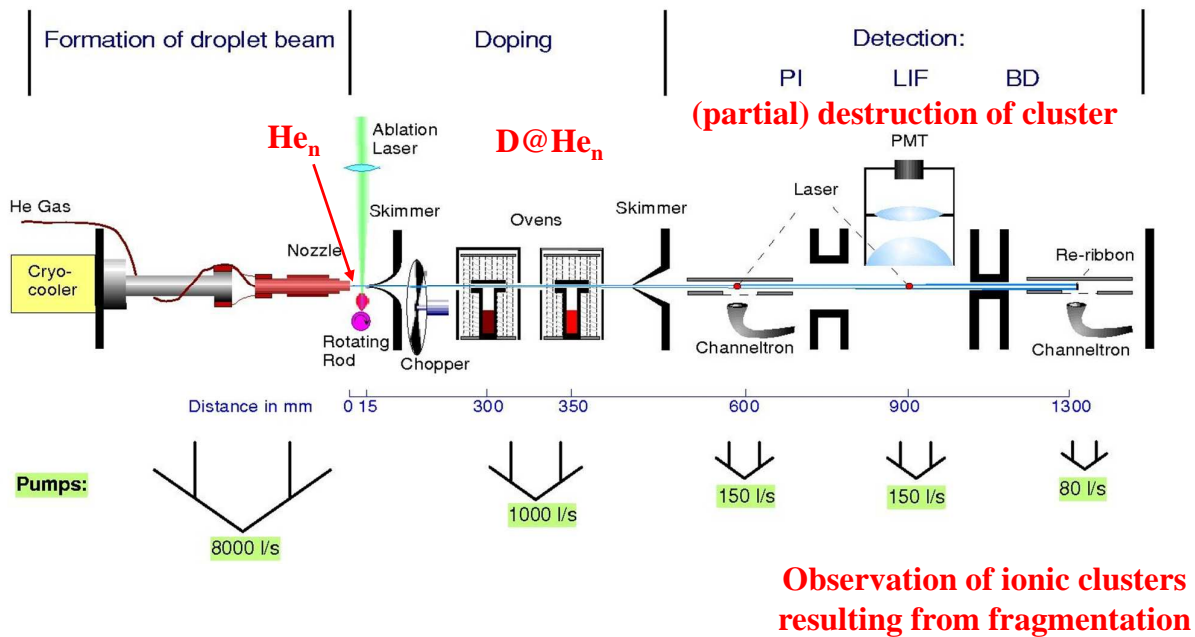
Plenty of interesting experiments but theoretical difficulties!

Recent applications of helium clusters

- Matrix spectroscopy with minimal perturbations:
OCS, $(\text{HF})_n$, biomolecules at 0.4 K, radicals
- Reaction dynamics at very low temperatures: **$\text{Ba} + \text{N}_2\text{O} \rightarrow \text{BaO} + \text{N}_2$**
- Preparation of reactive intermediates: **$\text{HF} \cdots \text{CH}_3$, $\text{HCN} \cdots \text{CH}_3$ etc.**
- Preparation of high spin metal polymers: **Na_3 , K_3 , Rb_3 etc.**
- Assembly of cold clusters: **Ag_n , Mg_n**
- Thermodynamically unstable isomers: **linear $(\text{HCN})_n$**
- Nanomodels for molecule-surface interactions: **$\text{HCN} \cdots \text{Mg}_3$ etc.**

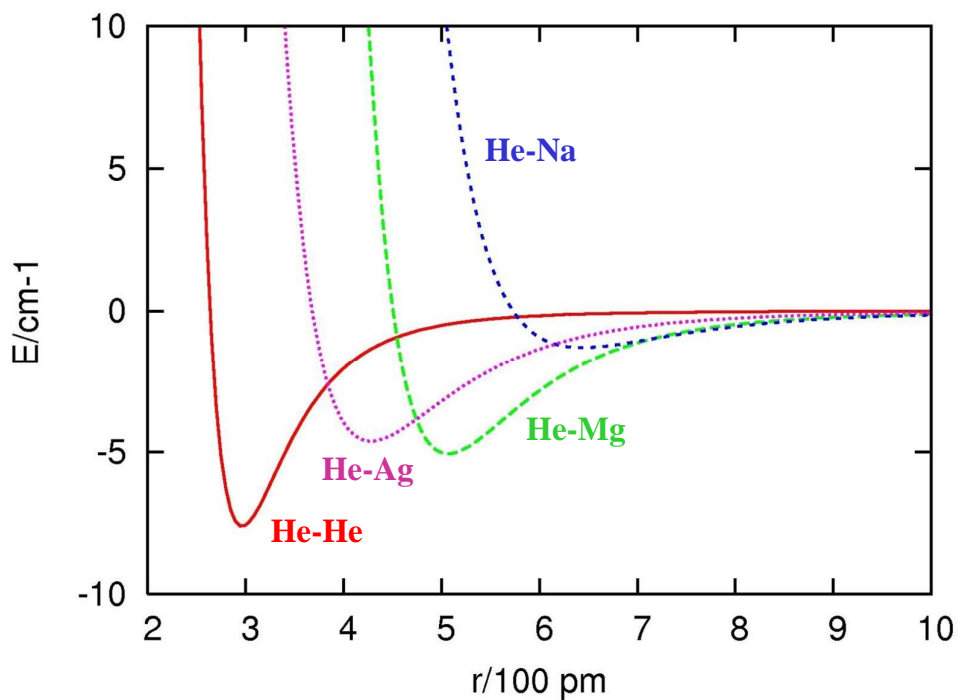
- Container for soft ionisation for analytical mass spectrometry?
- Energy dissipation by coupling to the bath?
- Confinement medium for cluster ignition and Coulomb explosion.
- Spacer for interatomic Coulombic decay (ICD).

A typical helium droplet experiment



Pair potentials involving helium and metals

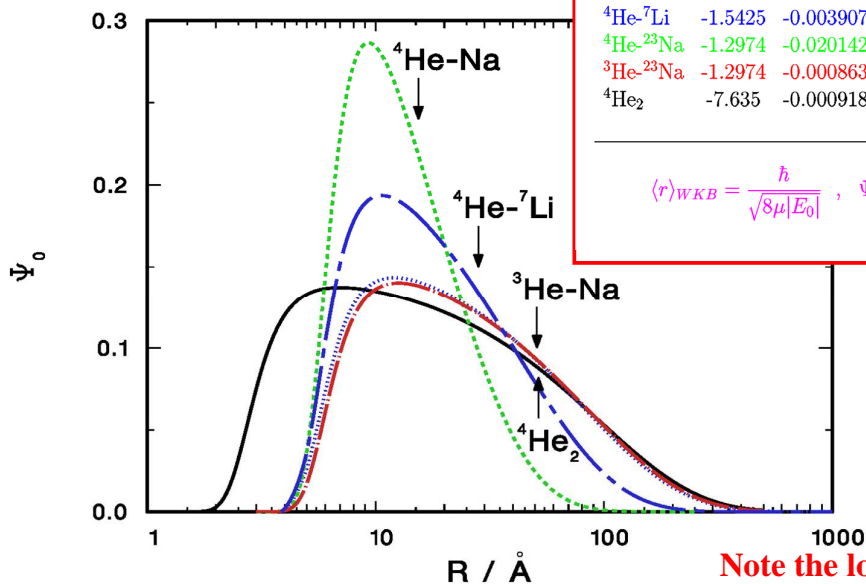
Shallower well than He-He and larger equilibrium distance for He-M



Alkali-helium dimers

Variational calculations with large basis sets of Laguerre functions, PRL 1999

All alkali-helium dimers appear to possess a single bound state but are yet unobserved



| | V_{min} | E_0 | r_{min} | $\langle r \rangle$ | $\langle r \rangle_{WKB}$ | $\langle T \rangle$ |
|----------------------------------|-----------|-----------|-----------|---------------------|---------------------------|---------------------|
| ${}^4\text{He}-{}^6\text{Li}$ | -1.5425 | -0.001053 | 6.16 | 48.53 | 40.80 | 0.033457 |
| ${}^4\text{He}-{}^7\text{Li}$ | -1.5425 | -0.003907 | 6.16 | 28.15 | 20.56 | 0.063601 |
| ${}^4\text{He}-{}^{23}\text{Na}$ | -1.2974 | -0.020142 | 6.43 | 15.41 | 7.83 | 0.125440 |
| ${}^3\text{He}-{}^{23}\text{Na}$ | -1.2974 | -0.000863 | 6.43 | 50.85 | 42.79 | 0.027745 |
| ${}^4\text{He}_2$ | -7.635 | -0.000918 | 2.97 | 51.68 | 47.89 | 0.069649 |

$$\langle r \rangle_{WKB} = \frac{\hbar}{\sqrt{8\mu|E_0|}}, \quad \Psi = \exp(ikr), \quad k \approx \frac{\sqrt{2\mu E_0}}{\hbar}$$

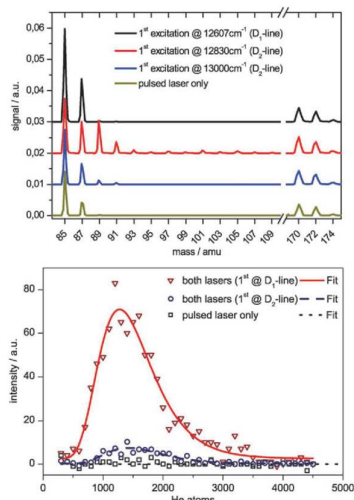
Predicted to be extremely weakly bound and diffuse

Relevance for BEC?

Note the log scale!

Ions in helium clusters

- Massive change of interaction potential
- Polarisation forces
- Enhanced localisation of helium atoms
- “Snowball” formation



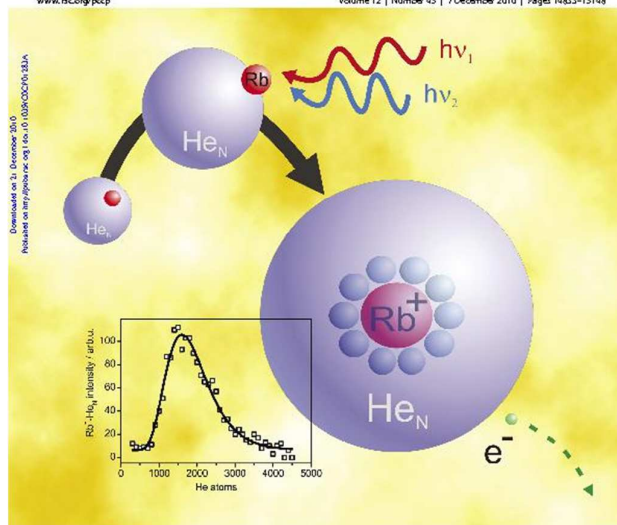
PCCP

Two step photoionisation
Theisen et al., TU Graz

Physical Chemistry Chemical Physics

www.rsc.org/pccp

Volume 12 | Number 45 | 7 October 2010 | Pages 14833-15148

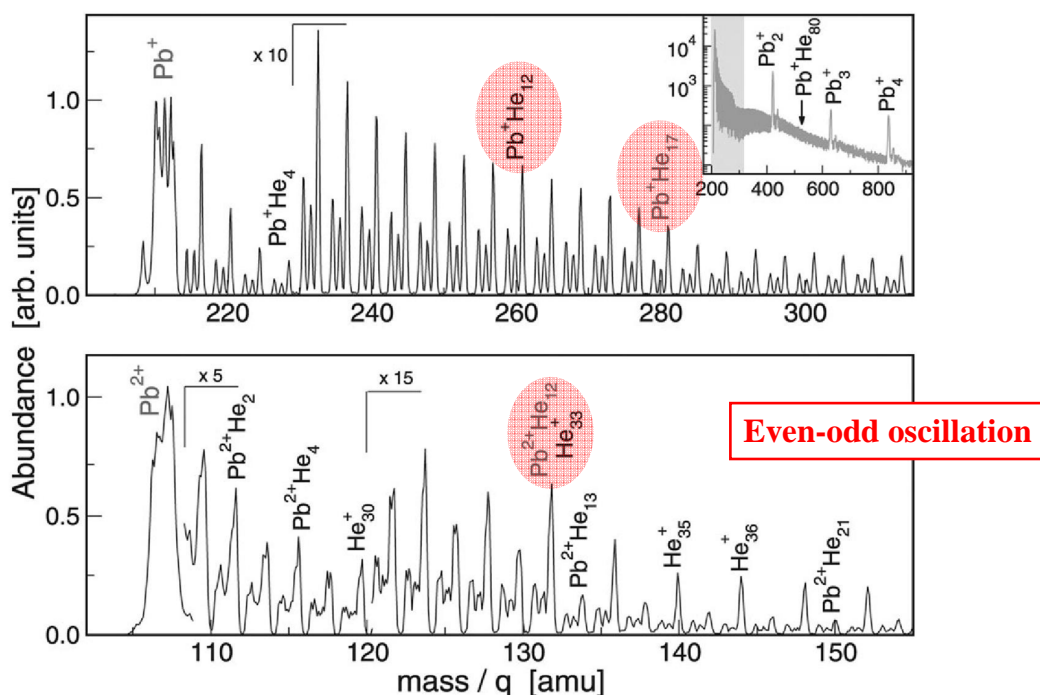


COVER ARTICLE
Theisen et al.
Forming for snowballs in the center of He nanodroplets

HOT ARTICLE
Corvett et al.
Molecular dynamics simulations of structure and dynamics of organic molecular crystals

Pb^{q+}He_n mass spectra after fs pulse ionisation

Lead atoms in very large He clusters, Döppner et al. 2007, U. Rostock



Marius Lewerenz

TU Graz, 15.12.2011

9

Communications

Angew. Chem. Int. Ed. 2007, 46, 2444–2447

Coordination in the Gas Phase

DOI: 10.1002/anie.200604148

The Search for the Species with the Highest Coordination Number**

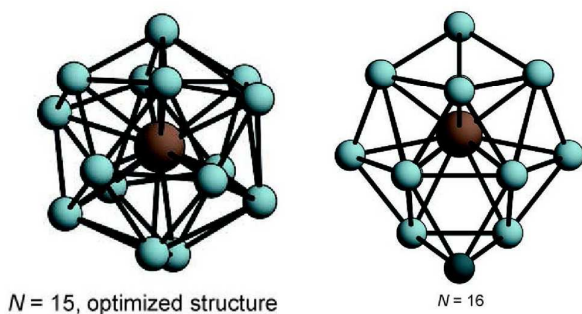
Andreas Hermann, Matthias Lein, and Peter Schwerdtfeger*

The question of the highest possible coordination number for an atom is addressed as this is related to the Gregory–Newton problem of kissing hard spheres.^[1] Using first-principles quantum chemical simulations we show that the interaction of Pb²⁺ with He atoms results in remarkably stable PbHe₁₅²⁺ with 15 atoms in the first coordination sphere forming a Frank–Kasper polyhedron.^[2] The Pb–He distances do not change significantly by subsequent filling of the first coordination shell as one expects for a hard-sphere model. Such high coordination numbers have been proposed only in liquid simulations so far.^[3]

The problem of how many spheres (N_{\max} , called the kissing number or Newton number) of a given radius R can be

conjunction with coordination numbers higher than 12 stabilized by the surrounding matrix.^[2]

Herein we take a different approach. We look for a single molecule MX_N in the gas phase of high coordination number N which can be experimentally verified. We choose a large positively charged central atom, M = Pb²⁺, and a very small ligand, X = He. Both atoms have reasonably small polarizabilities ($\alpha_{\text{He}} = 1.38 \text{ au}^{[10]}$ and $\alpha_{\text{Pb}^{2+}} = 14.1 \text{ au}^{[11]}$), and therefore fit the hard-sphere model quite well. The ionization potential of Pb⁺ (15.03 eV) is much smaller than that of He (24.58 eV).^[12] Hence, Pb²⁺–He does not undergo a Coulomb explosion and there is no (or minimal) charge transfer from He to Pb²⁺. Hence the Pb²⁺–He interaction $V(R)$ is mainly of



$N = 15$, optimized structure

$N = 16$

DFT result: $N=16$ starts a new shell

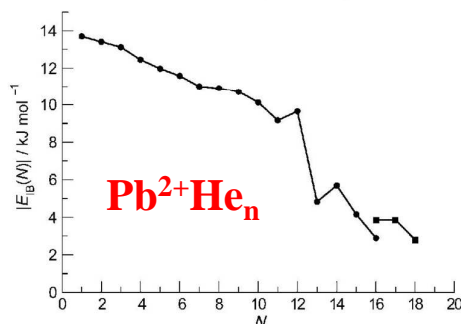


Figure 4. E_B for PbHe_n²⁺. Circles: minima of one-shell structures; squares: minima of two-shell structures.

Marius Lewerenz

TU Graz, 15.12.2011

10

Modelling ions inside helium clusters

Alkali ions and **Pb²⁺** ions have closed electronic shells and an isotropic interaction potential with helium atoms.

Pb⁺ has an open shell s²p electronic configuration leading to **electronic anisotropy** and **X²Π** and **A²Σ⁺** states for **Pb⁺He**.

Similar systems of interest are **Ar⁺** ions (s²p⁵ valence shell, **X²Σ⁺** and **A²Π** states for **Ar⁺He**) and halogen atoms and ions interacting with helium, in particular **iodine**. Spin-orbit coupling between Σ and Π states has to be included in the model.

The road map:

Build reliable many body models for **He interacting with open shell species** by combining high level ab initio surfaces with accurate level predictions and comparison with spectroscopic or collision experiments.

Use an accurate quantum many body method for nuclear dynamics:

Diffusion quantum Monte Carlo (DMC)

Diffusion quantum Monte Carlo (DMC)

- Isomorphism between **time dependent Schrödinger equation** and a **multi dimensional diffusion equation** (Fermi, Ulam)
- Exact solution except for statistical errors



KFU Graz 1936-38

$$i\hbar \frac{\partial \Psi(\vec{r}, t)}{\partial t} = \left\{ -\frac{\hbar^2}{2} \sum_{j=1}^n \frac{1}{m_j} \nabla_j^2 + \{V(\vec{r}) - E_{ref}\} \right\} \Psi(\vec{r}, t)$$

$$\frac{\partial C(\vec{r}, t)}{\partial t} = \left\{ \sum_{j=1}^n D_j \nabla_j^2 - k(\vec{r}) \right\} C(\vec{r}, t)$$


Solution by propagation of an ensemble of random walkers in imaginary time
Cartesian coordinates, precision $\sigma_E/E = 10^{-6} - 10^{-3}$

Some scientists on past or current bills



Useful formulas!

TU Graz
1875-77



Marius Lewerenz

TU Graz, 15.12.2011

13

DMC calculations for Ar^+He_n

Potential model:

Anisotropy due to Ar^+ s^2p^5 valence shell $\rightarrow \mathbf{X}^2\Sigma^+$ and $\mathbf{A}^2\Pi$ states for Ar^+He .

IP(Ar)=15.76 eV $\rightarrow \text{He}^+\text{Ar}$ channel is unimportant, single configuration.
RCCSD(T) calculations with (aug)-cc-pVXZ basis sets (**MOLPRO**).

Infinite basis set ab initio points fitted to **HFD-style analytical form**
with fixed C_4 coefficient computed from $\alpha_{\text{He}} = 1.41 a_0^3$.

Strong **spin-orbit interaction** in Ar^+ ($\Delta = 1432 \text{ cm}^{-1}$):

Non additive many body potential model including induced dipoles on He
with additional spin-orbit mixing included using atomic Δ_{Ar^+}
(**complex 6 x 6 matrix** to diagonalise in each DMC step).

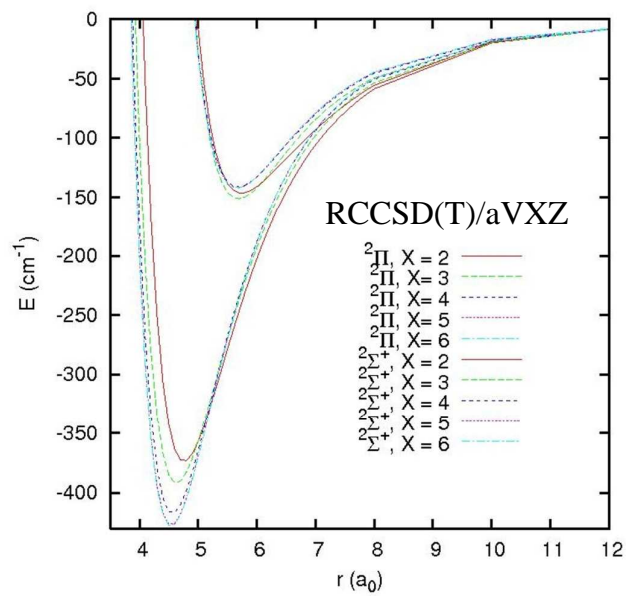
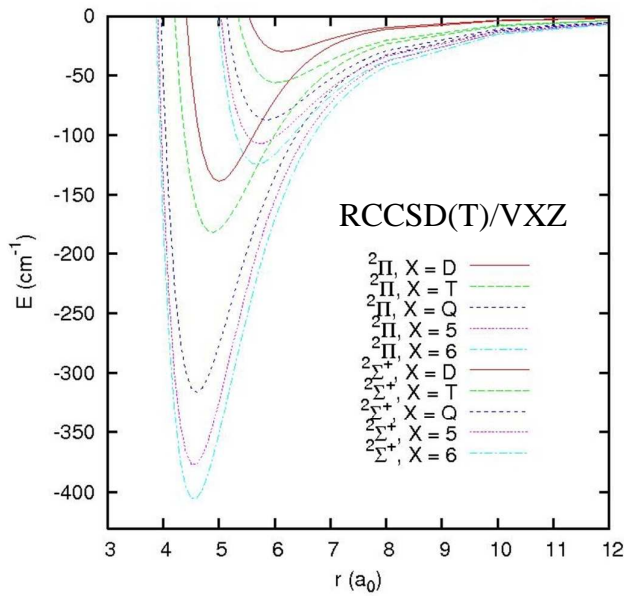
Marius Lewerenz

TU Graz, 15.12.2011

14

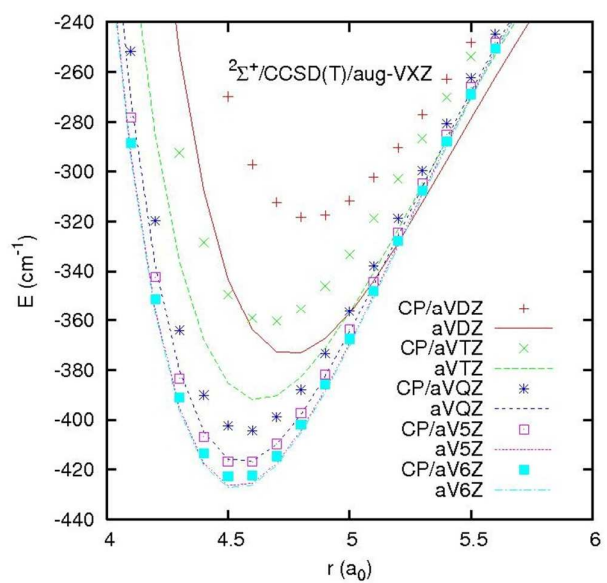
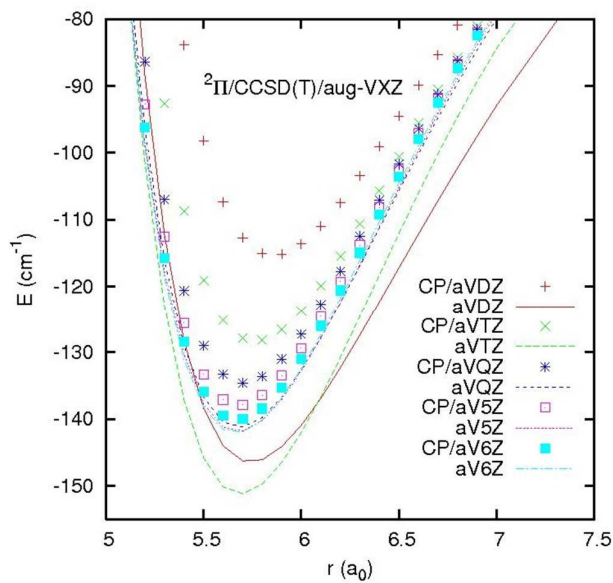
Ar⁺He: convergence of interaction energy

RCCSD(T) calculation, standard and augmented basis sets



Ar⁺He: BSSE counterpoise correction

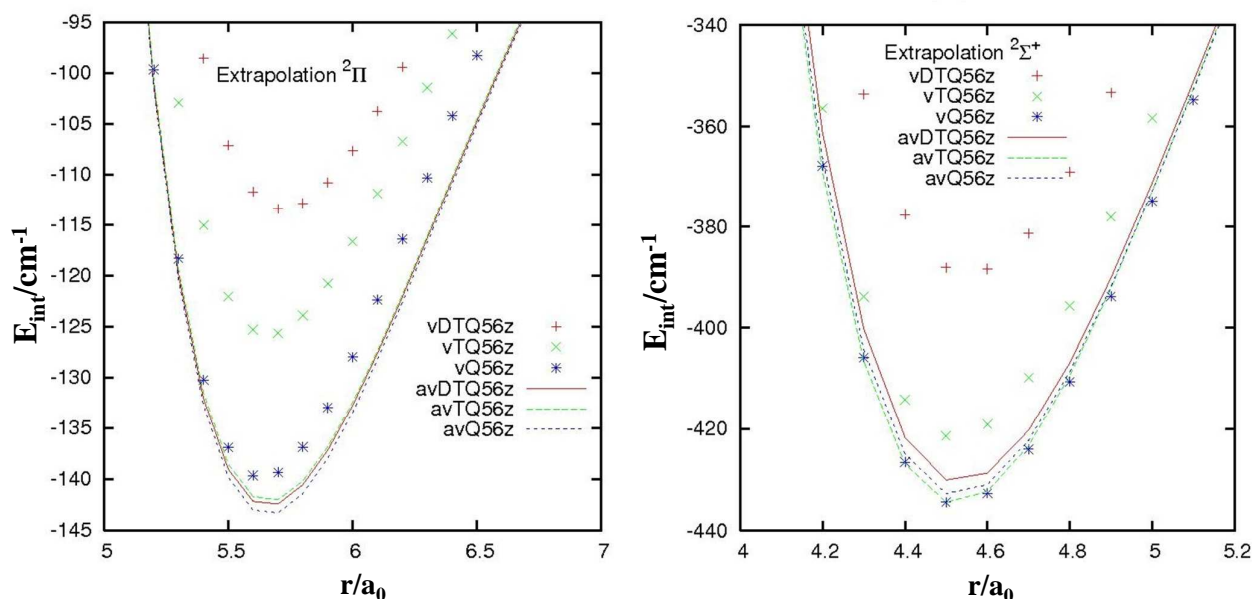
RCCSD(T) calculation



Unsatisfactory convergence for $^2\Pi$ state, $^2\Sigma^+$ looks ok but

Ar⁺He: basis set extrapolation

(aug)-cc-pVXZ series, SCF: exponential, RCCSD(T) correlation X⁻³



Augmented series is much more stable, remaining mismatch for ²Π state

Ar⁺He: spectroscopic observables

extrapolated potentials (aQ56), atomic spin-orbit splitting, variational rovibrational calculation in Laguerre basis, ⁴He⁴⁰Ar⁺

Vibrational transition frequencies in cm-1

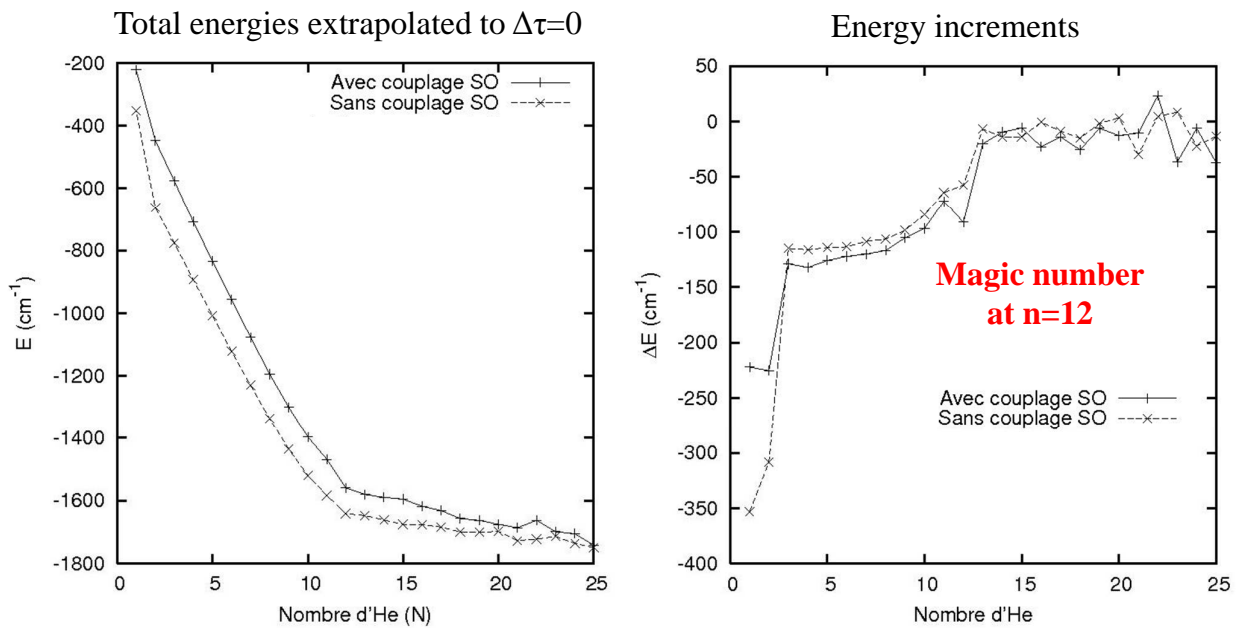
| v | X ² Σ _{1/2} ⁺ | | | A ₁ ² Π _{3/2} | | A ₂ ² Π _{1/2} | | |
|---|--|------|--------------|--|-----------|--|------|--------------|
| | exp | S96 | This work | S96 | This work | exp | S96 | This work |
| 0 | 92.9 | 83.9 | 92.47 | 52.9 | 55.91 | 69.2 | 64.0 | 69.19 |
| 1 | 66.2 | 55.2 | 64.88 | 26.9 | 29.20 | | 35.1 | 38.82 |
| 2 | | 30.7 | 38.55 | 11.9 | 11.73 | | 15.7 | 17.59 |
| 3 | | 14.1 | 17.81 | | | | | |

Expectation values for rotational constants in cm-1

| | | | | | | | | |
|---|--------------|-------|--------------|-------|-------|--------------|-------|--------------|
| 0 | 0.659 | 0.614 | 0.650 | 0.460 | 0.469 | 0.515 | 0.501 | 0.514 |
| 1 | 0.551 | 0.518 | 0.559 | 0.355 | 0.365 | 0.420 | 0.397 | 0.412 |
| 2 | 0.39 | 0.404 | 0.450 | 0.241 | 0.255 | | 0.282 | 0.298 |
| 3 | | 0.282 | 0.324 | 0.168 | 0.087 | | 0.182 | 0.180 |
| 4 | | 0.182 | 0.196 | | | | | |

Our Ar⁺He potential is excellent !

Ar⁺He_n : DMC ground state energies



Spin orbit coupling is responsible for magic character of n=12 cluster

DMC calculations for Pb^{q+}He_n

Pb²⁺He_n:

Isotropic Pb²⁺ - He interaction (Pb²⁺ s² valence shell, Pb²⁺-He X¹Σ⁺).

Induced dipoles on He, He-dipoles induce a noticeable dipole on Pb²⁺:

Non additive many body potential model checked against ab initio.

Pb⁺He_n:

Anisotropy due to Pb⁺ s²p valence shell → X²Π and A²Σ⁺ states for Pb⁺He.

Strong **spin-orbit interaction** in Pb⁺ ($\Delta = 14081 \text{ cm}^{-1}$):

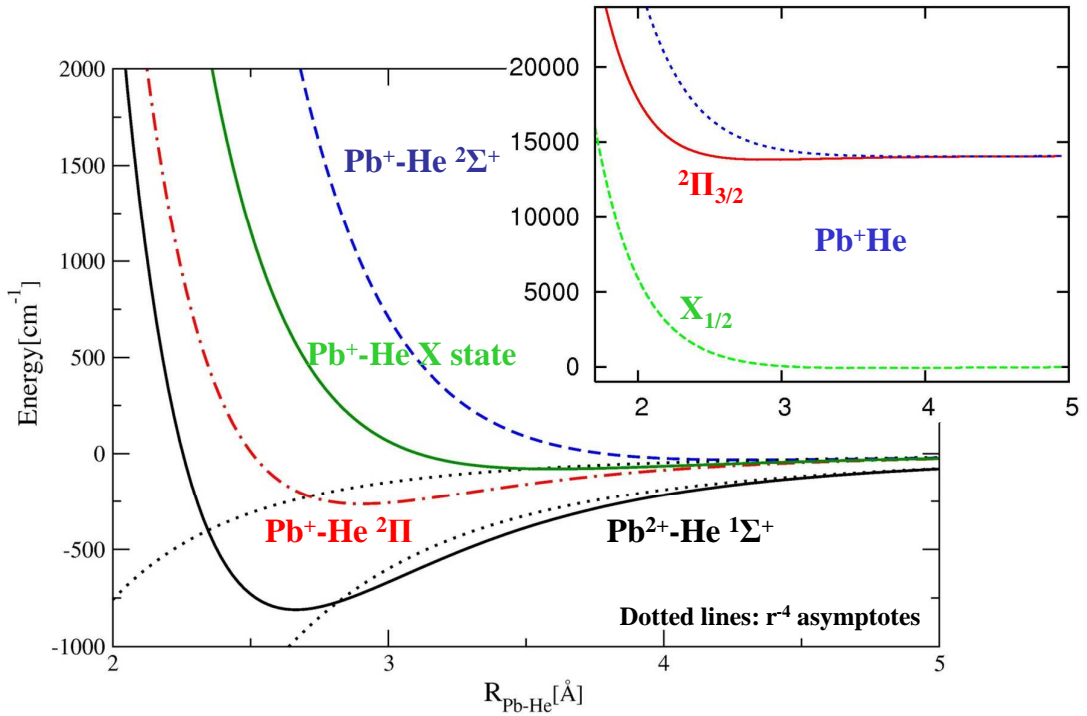
Non additive many body potential model including induced dipoles on He with additional spin-orbit mixing included using atomic Δ_{Pb^+}

(complex 6 x 6 matrix to diagonalise in each DMC step).

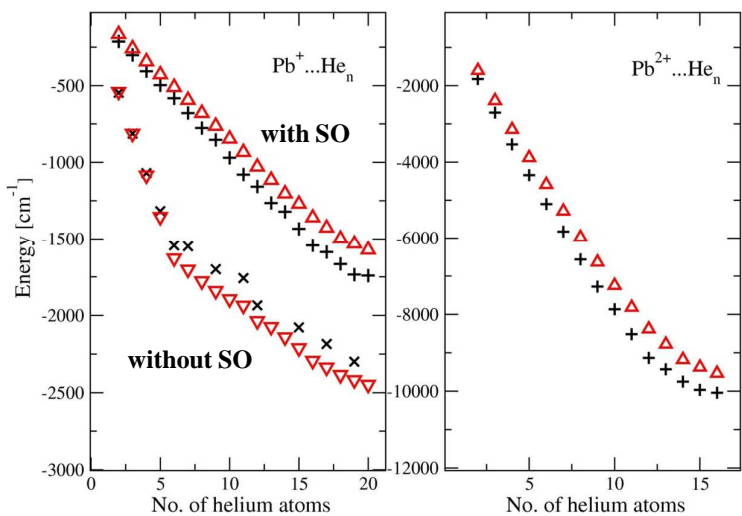
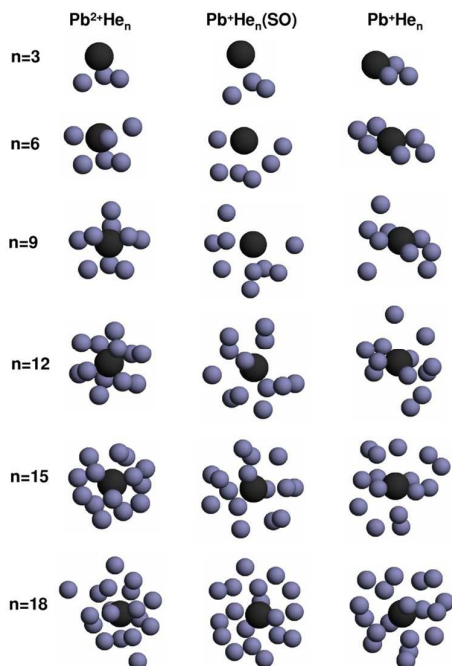
CCSD(T) calculations with Stuttgart pseudopotentials for both systems in collaboration with Petr Slavíček.

> 10⁹ DMC samples, large ensemble sizes to suppress ensemble size bias

Pair interaction potentials for Pb^qHe_n

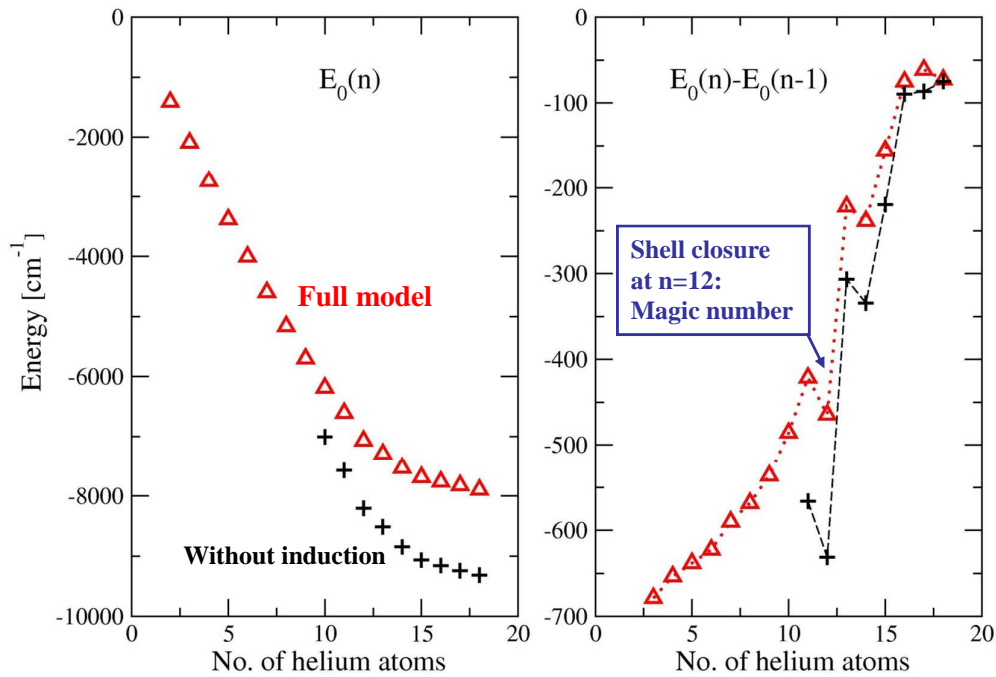


Minimum energy structures for Pb^qHe_n

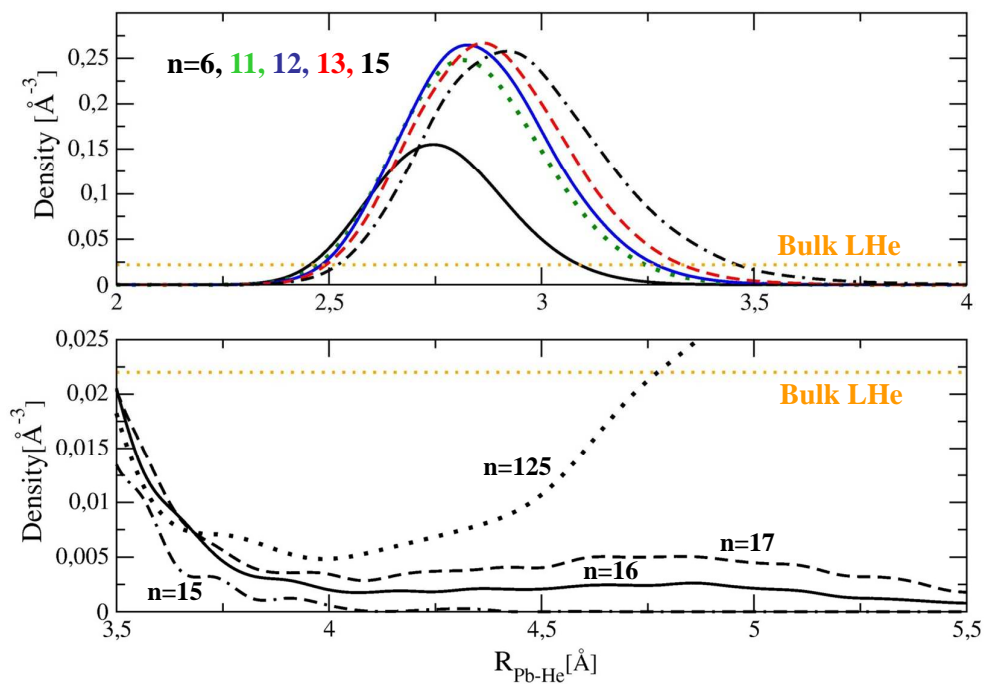


Red triangles: Model potential
Black crosses: DFT minimisation

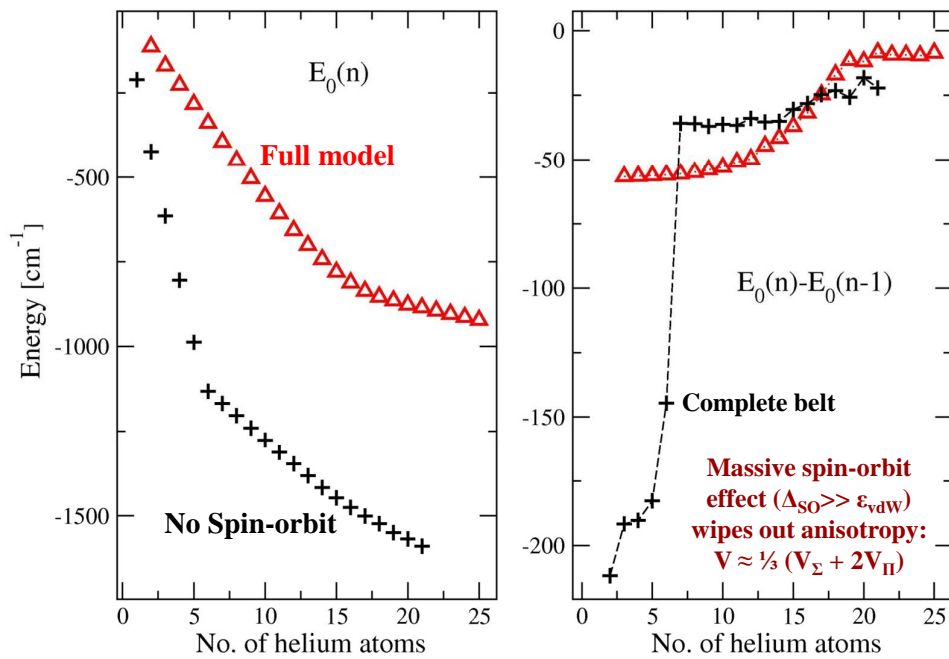
DMC ground state energies for $\text{Pb}^{2+}\text{He}_n$



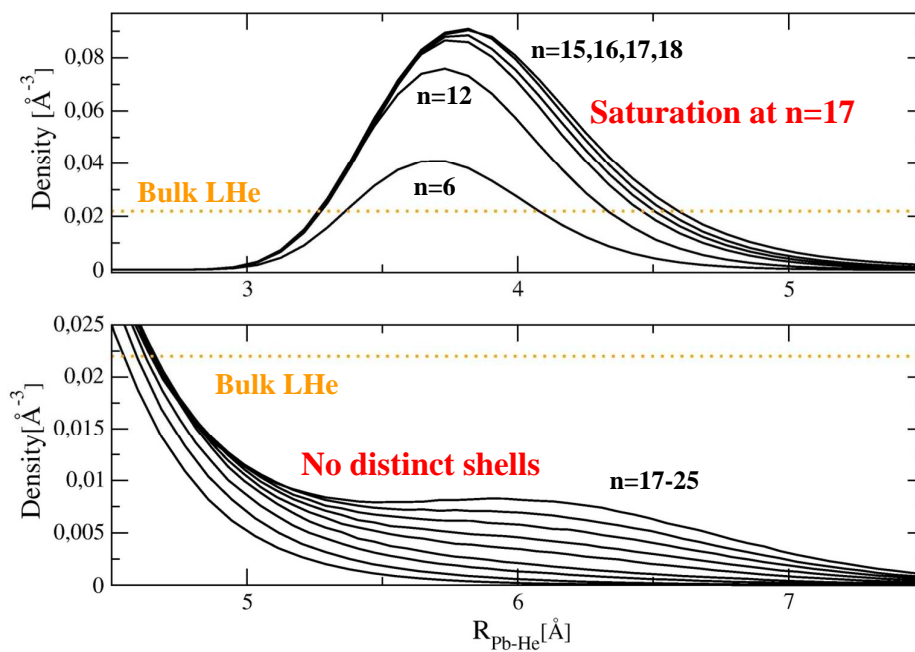
Radial densities for $\text{Pb}^{2+}\text{He}_n$



Ground state energies for Pb^+He_n



Radial densities for Pb^+He_n



DMC calculations for I@He_n

Motivation: Photodissociation of $\text{CH}_3\text{I} \rightarrow \text{CH}_3 + \text{I}$ inside He_n.

We need global potential energy surfaces for ground and excited $\text{CH}_3\text{I}@He_n$ and for the relevant fragments $\text{CH}_3@He_n$ and $\text{I}@He_n$

Potential model:

Anisotropy due to I s^2p^5 valence shell $\rightarrow X^2\Sigma^+$ and $A^2\Pi$ states for I-He.
RCCSD(T) calculations with aug-cc-pVXZ basis sets and relativistic pseudopotential (ECP) from K. Petersen.

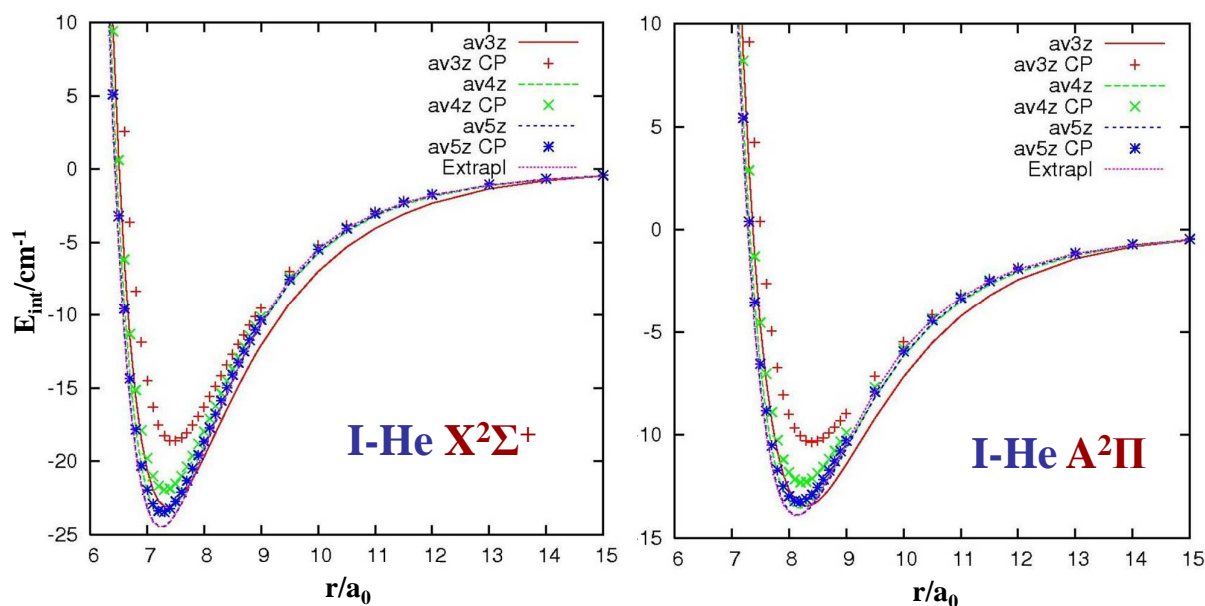
Ab initio points fitted to extended Tang-Toennies analytical form.

Very strong **spin-orbit interaction** in I:

Non additive many body potential model with additional spin-orbit mixing using atomic Δ_I (**complex 6 x 6 matrix** to diagonalise in each DMC step).

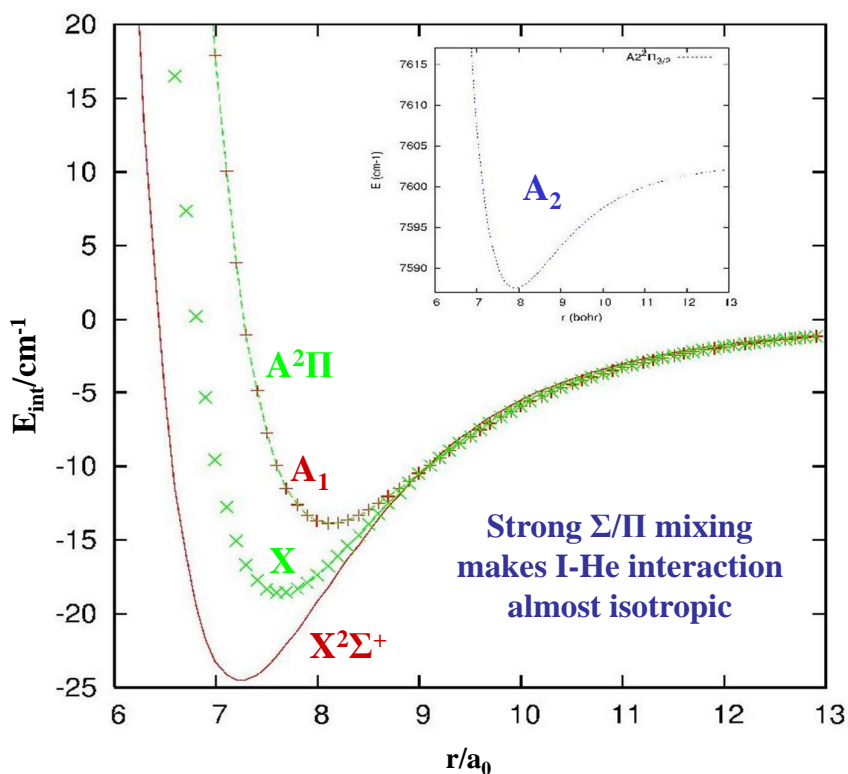
Δ_{SO} dominates so much over E_{vdW} that SO mixing is almost perfect!

I-He: Convergence of RCCSD(T)/ECP calculations



Spin-orbit coupling mixes the $^2\Sigma_{1/2}$ and $^2\Pi_{1/2}$ components: 6x6 complex matrix

I-He: Interaction potential with SO coupling

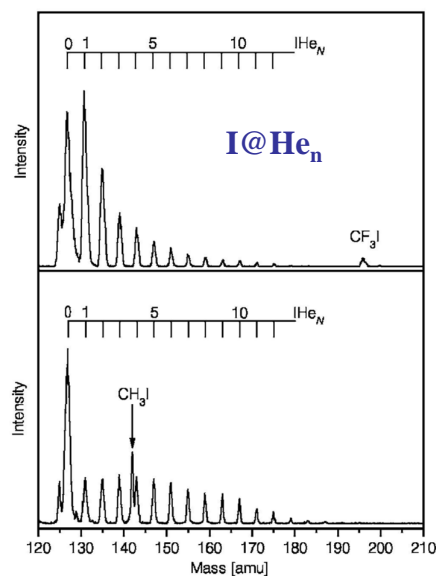
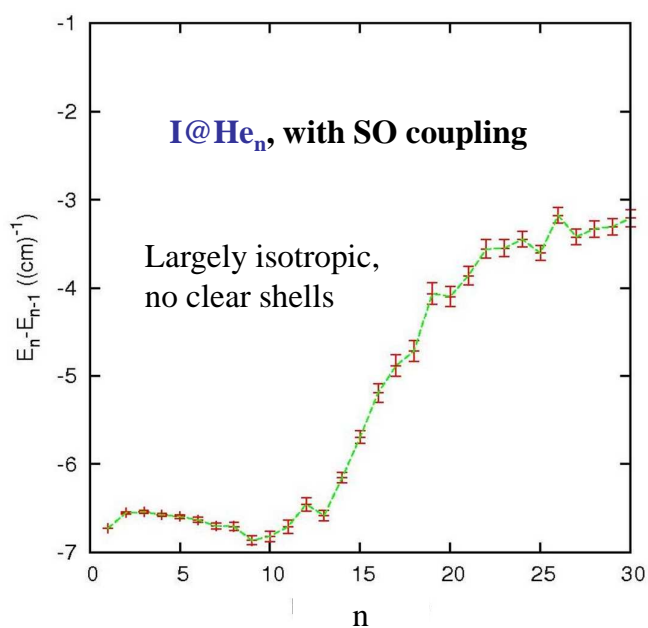


Marius Lewerenz

TU Graz, 15.12.2011

29

I@He_n: Incremental binding energies from DMC



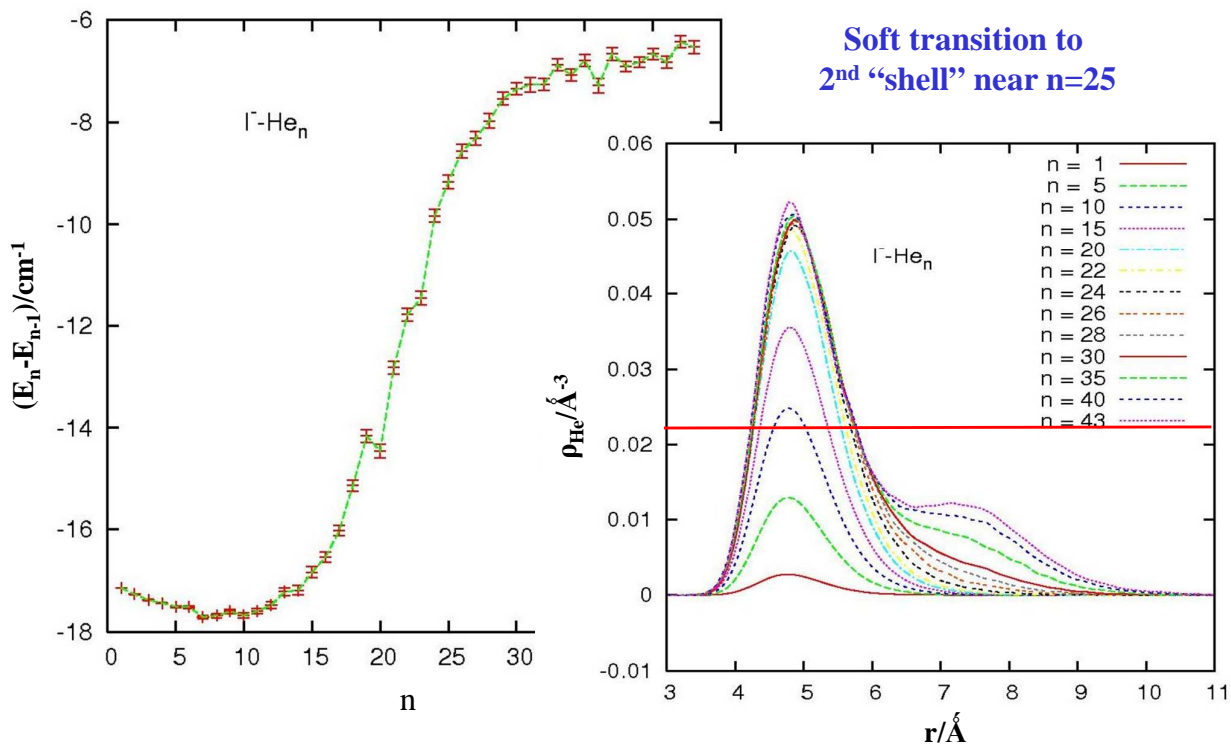
Braun and Drabbels 2007

Marius Lewerenz

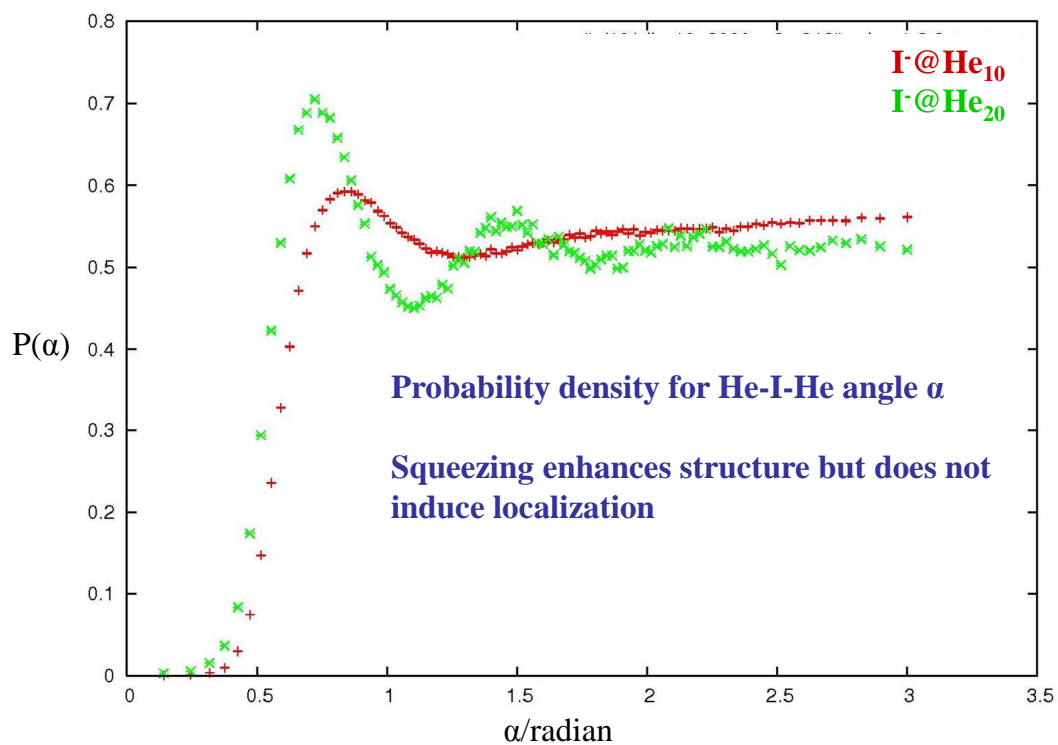
TU Graz, 15.12.2011

30

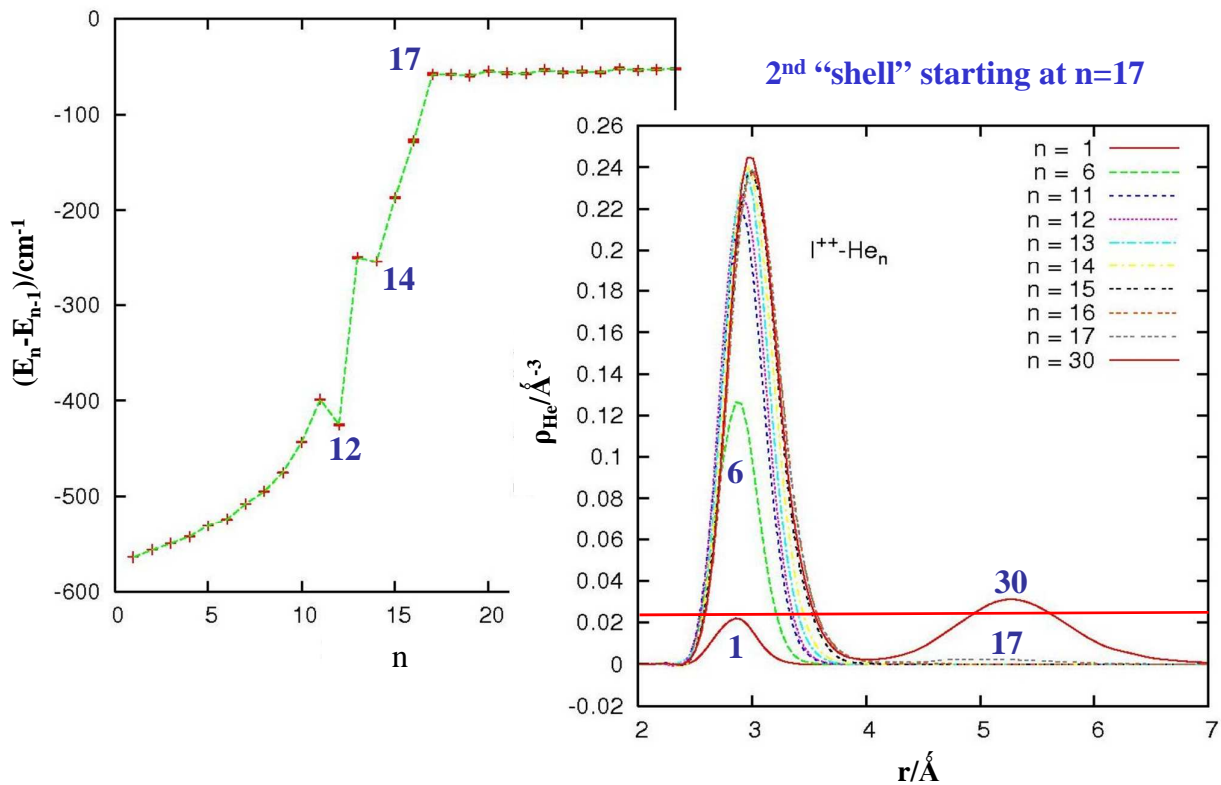
I⁻@He_n: Binding energy and radial helium density



I⁻@He_n: Angular correlations



$I^{2+}@He_n$: Binding energy and radial helium density



Marius Lewerenz

TU Graz, 15.12.2011

33

CO^+-He and $CO^+@He_n$

CO^+He ions have been observed several times in drift tube experiments.

Mixed cluster ions of the composition CO^+He_n should be accessible in drift tube experiments, mixed gas expansions coupled to electric discharges, or CO ionization inside large He clusters.

Ionisation of CO barely changes the rotational constants but strongly affects the interaction with helium: $CO@He_n$ and CO^+He_n are an ideal pair to understand **rotation in helium clusters** by separating effects due to mass and interaction.

Potential surface can be checked by ion depletion spectroscopy (see $N_2^+-He_n$).

Astrophysical motivation

CO is a relatively abundant molecule in interstellar space and CO^+ has been identified in 1993. Low energy collisions with its second most abundant collision partner, helium atoms, are governed by the weak intermolecular interaction leading to the van der Waals complex $He-CO^+$.

Marius Lewerenz

TU Graz, 15.12.2011

34

Interaction and structure, what to expect?

Electrostatics/induction:

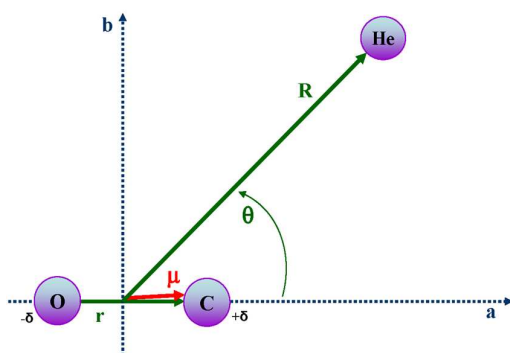
Charge – induced dipole: isotropic $\sim 1/R^4$

Permanent dipole – induced dipole: anisotropic $\sim 1/R^5 \rightarrow$ linear complex

Quadrupole moment – induced dipole: anisotropic $\sim 1/R^6 \rightarrow$ T-shaped

Dispersion: anisotropic $\sim 1/R^k$, $k \geq 6$

Result: Compromise between linear and T-shaped at short range,
linear long range approach: **Floppy, quasilinear?**



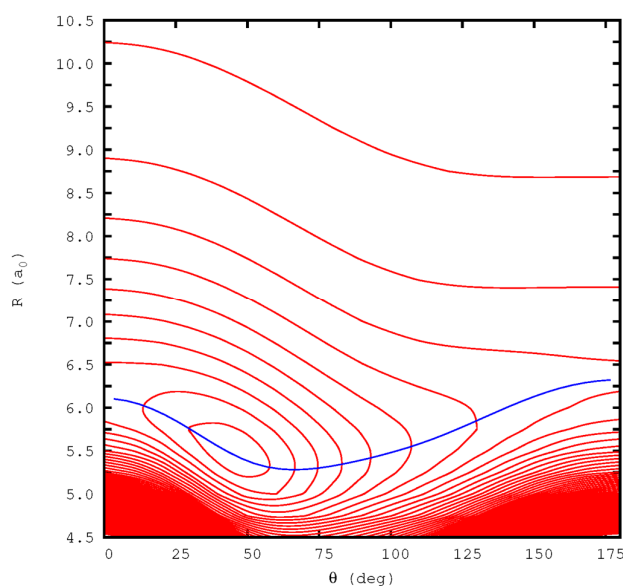
Ab initio CCSD(T) equilibrium structure of He-CO⁺(X²Σ⁺) and the dipole moment vector μ .

Marius Lewerenz

TU Graz, 15.12.2011

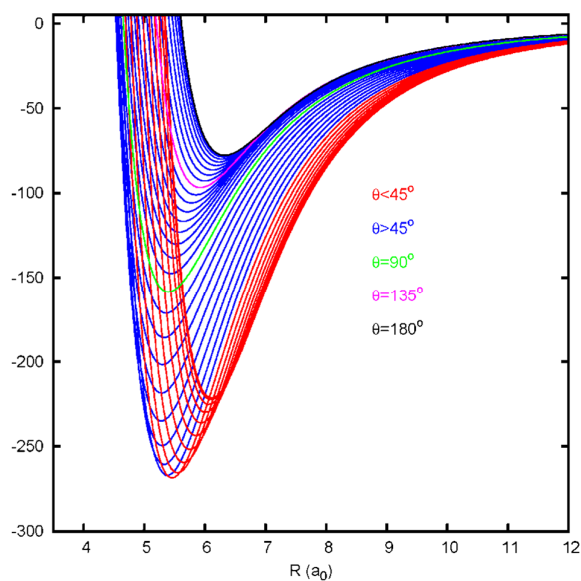
35

Features of the CO⁺-He surface



2D contour plot of the RCCSD(T) PES.

Contour lines at intervals of 25 cm⁻¹, first contour placed at -250 cm⁻¹. The blue line shows the variation of the Jacobi distance R along the minimum energy path in the direction of the Jacobi angle θ .



Radial cuts for several values of the Jacobi angle θ .

Marius Lewerenz

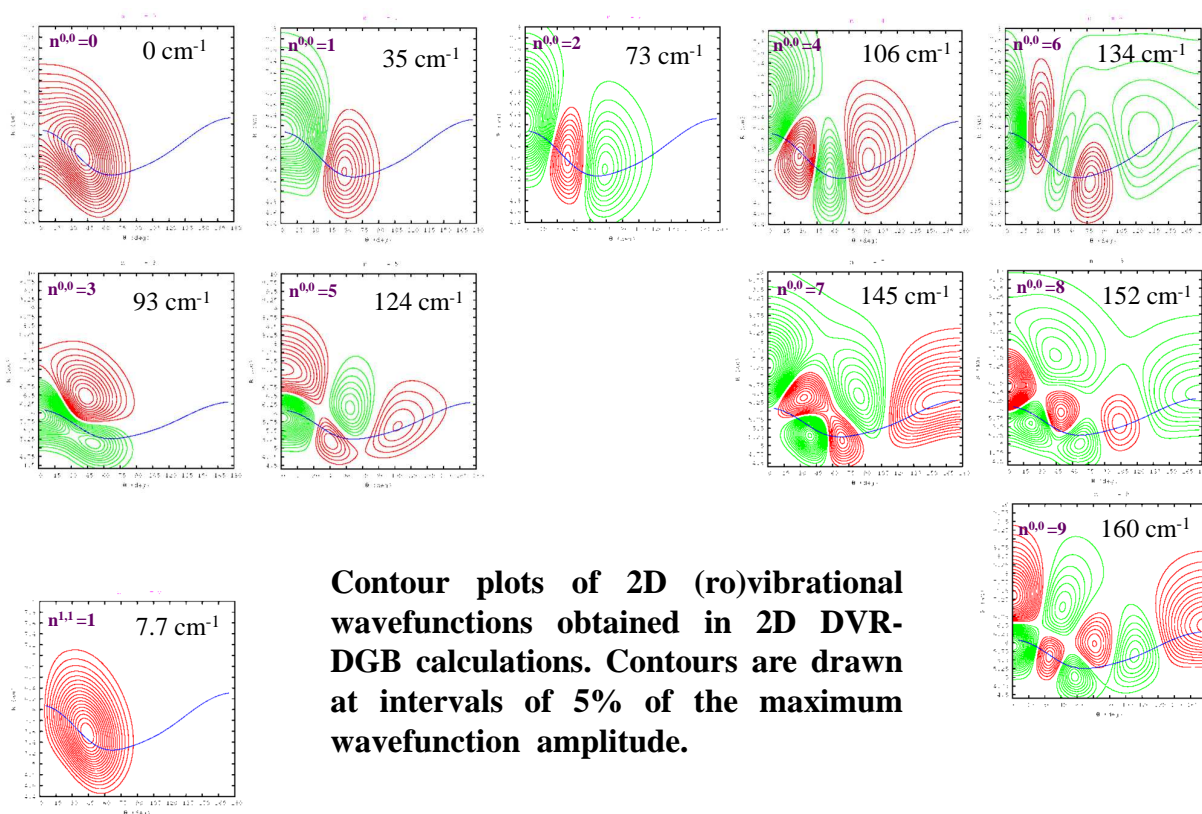
TU Graz, 15.12.2011

36

Spectroscopic results from DVR-DGB calculations

He-CO⁺(X²Σ⁺) 2D RCCSD(T) potential energy surfaces V(R,θ) at r(CO)=1.11783 Å

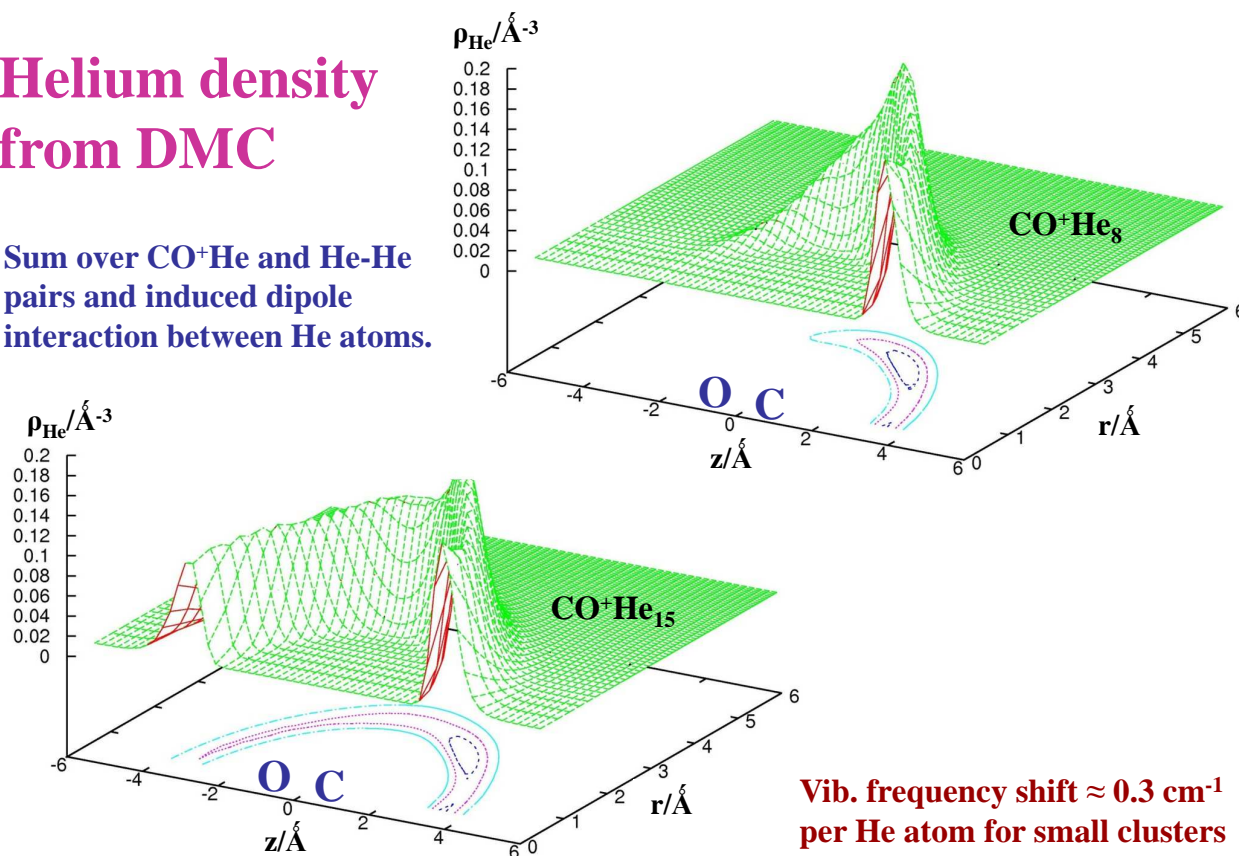
| | avtz | avtz _{corr} | avqz | avqz _{corr} | av5z | av5z _{corr} | av∞z |
|---------------------------|--------|----------------------|--------|----------------------|--------|----------------------|--------|
| $R_e/\text{Å}$ | 2.898 | 2.905 | 2.870 | 2.878 | 2.868 | 2.871 | 2.866 |
| θ_e/deg | 43.8 | 46.2 | 45.8 | 46.0 | 46.1 | 46.1 | 46.3 |
| V_{min}/cm^{-1} | -285.8 | -252.4 | -281.6 | -269.0 | -277.7 | -274.0 | -275.3 |
| E_0/cm^{-1} | -209.7 | -177.5 | -201.3 | -189.9 | -197.6 | -194.2 | -195.0 |
| A_0/cm^{-1} | 10.3 | 7.315 | 7.679 | 7.328 | 7.362 | 7.256 | 7.168 |
| B_0/cm^{-1} | 0.444 | 0.454 | 0.462 | 0.462 | 0.465 | 0.465 | 0.466 |
| C_0/cm^{-1} | 0.395 | 0.400 | 0.408 | 0.407 | 0.410 | 0.409 | 0.411 |
| ν_2/cm^{-1} | 31.9 | 32.8 | 34.3 | 34.4 | 34.7 | 34.7 | 34.9 |
| ν_3/cm^{-1} | 94.8 | 86.5 | 94.2 | 91.3 | 93.6 | 92.8 | 93.3 |
| Δ_1/cm^{-1} | 0.049 | 0.055 | 0.056 | 0.055 | 0.055 | 0.055 | 0.056 |
| κ | -0.990 | -0.984 | -0.985 | -0.984 | -0.984 | -0.984 | -0.983 |
| γ_0 | -0.31 | 0.08 | 0.08 | 0.12 | 0.12 | 0.14 | 0.15 |



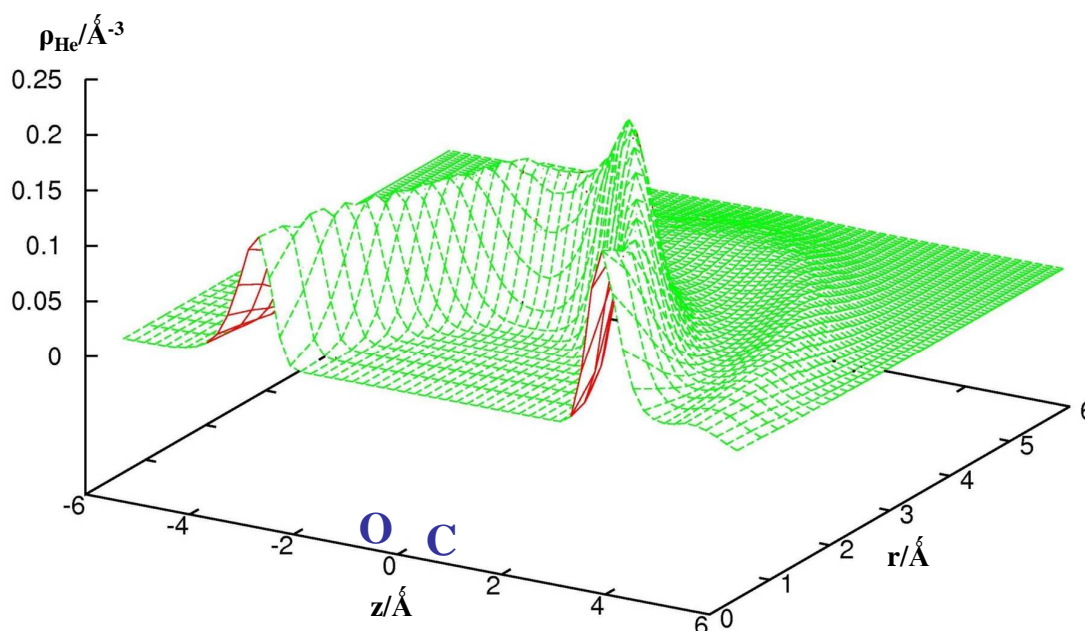
Contour plots of 2D (ro)vibrational wavefunctions obtained in 2D DVR-DGB calculations. Contours are drawn at intervals of 5% of the maximum wavefunction amplitude.

Helium density from DMC

Sum over CO⁺He and He-He pairs and induced dipole interaction between He atoms.



CO⁺@He₂₀: helium density from DMC



CH₃-He

- Ab initio **RCCSD(T)** calculations with **aug-cc-pVXZ** basis sets (X=D,T,Q,5)
- **CH₃** keeping **C_{3v}** symmetry and fixed C-H distance: only **umbrella angle α**
- **He** position relative to **CH₃** center of mass in **spherical coordinates R, θ , ϕ**
- Several 3D surfaces assembled into 4D surface including **CH₃** relaxation
- Overall about 3000 potential energy points

Analytical representation with **angle dependent HFD** form expanded over real spherical harmonics T_{lm} with symmetry restrictions on l,m:

$$V(R,\theta,\phi) = A \exp\{-b(\theta,\phi) [R-R_e(\theta,\phi)]\} - \sum_k C_k(\theta,\phi)/R^k$$

$$X(\theta,\phi) = \sum_{lm} x_{lm} T_{lm}(\theta,\phi) \quad X=b, R_e, C_k$$

500-1000 points per 3D cut are fitted with 38 parameters and rms < 0.1 cm⁻¹

Outlook

- **Vibrational shifts and effective rotational constants for CO⁺ in helium (DMC/PIMC in collaboration with P. N. Roy).**
- **CH₃ radicals in helium, reactive complexes.**
- **Photodissociation of CH₃I and CF₃I (ZPAD, DMC etc.)**
- **Dopant spectroscopy (Mg^{*}, Ag^{*}, Ag⁺ etc.).**
- **Transport properties (Mg⁺, Na⁺).**
- **DMC and ZPAD calculations on Xe_nHe_m.**
- **DMC with constraints ((H₂)_n, He_n(H₂)_m possible).**
- **SBDMC: soft body DMC allowing feedback between dopant and bath vibrations**

ANR project DYNHELIUM (Toulouse, Rennes, Paris)