



HAL
open science

Phase-field approximations of the Willmore functional and flow

Elie Bretin, Simon Masnou, Edouard Oudet

► **To cite this version:**

Elie Bretin, Simon Masnou, Edouard Oudet. Phase-field approximations of the Willmore functional and flow. *Numerische Mathematik*, 2015, 131 (1), pp.115 - 171. 10.1007/s00211-014-0683-4 . hal-00825393v2

HAL Id: hal-00825393

<https://hal.science/hal-00825393v2>

Submitted on 13 Sep 2018

HAL is a multi-disciplinary open access archive for the deposit and dissemination of scientific research documents, whether they are published or not. The documents may come from teaching and research institutions in France or abroad, or from public or private research centers.

L'archive ouverte pluridisciplinaire **HAL**, est destinée au dépôt et à la diffusion de documents scientifiques de niveau recherche, publiés ou non, émanant des établissements d'enseignement et de recherche français ou étrangers, des laboratoires publics ou privés.

Phase-field approximations of the Willmore functional and flow

Elie Bretin, Simon Masnou, Edouard Oudet

► **To cite this version:**

Elie Bretin, Simon Masnou, Edouard Oudet. Phase-field approximations of the Willmore functional and flow. 46 pages. 2013. <hal-00825393>

HAL Id: hal-00825393

<https://hal.archives-ouvertes.fr/hal-00825393>

Submitted on 23 May 2013

HAL is a multi-disciplinary open access archive for the deposit and dissemination of scientific research documents, whether they are published or not. The documents may come from teaching and research institutions in France or abroad, or from public or private research centers.

L'archive ouverte pluridisciplinaire **HAL**, est destinée au dépôt et à la diffusion de documents scientifiques de niveau recherche, publiés ou non, émanant des établissements d'enseignement et de recherche français ou étrangers, des laboratoires publics ou privés.

Phase-field approximations of the Willmore functional and flow

E. Bretin¹

S. Masnou²

E. Oudet³

May 23, 2013

Abstract

We discuss in this paper phase-field approximations of the Willmore functional and the associated L^2 -flow. After recollecting known results on the approximation of the Willmore energy and its L^1 relaxation, we derive the expression of the flows associated with various approximations, and we show their behavior by formal arguments based on matched asymptotic expansions. We introduce an accurate numerical scheme, whose local convergence can be proved, to describe with more details the behavior of two flows, the classical and the flow associated with an approximation model due to Mugnai. We propose a series of numerical simulations in 2D and 3D to illustrate their behavior in both smooth and singular situations.

1 Introduction

Phase-field approximations of the Willmore functional have raised quite a lot of interest in recent years, both from the theoretical and the numerical viewpoints. In particular, attention has been given to understanding the continuous and numerical approximations of both smooth and singular sets with finite relaxed Willmore energy. Various approximation models have been proposed so far, whose properties are known only partially. Our main motivation in this paper is a better understanding of these models, and more precisely:

1. Exhibiting algebraic differences/similarities between the various approximations;
2. Deriving the L^2 -flows associated with these models;
3. Studying the asymptotic behavior of the flows, at least in smooth situations;
4. Simulating numerically these flows, and observing whether and how singularities may appear.

We focus on four models due, respectively, to De Giorgi, Bellettini, and Paolini [30, 14], Bellettini [8], Mugnai [65], and Esedoglu, Rätz, and Röger [41]. The paper is organized as follows: Section 2 is an introductory section where we collect known results on the diffuse approximation of the perimeter, the diffuse approximation of the Willmore energy, and the critical issue of approximating singular sets with finite relaxed Willmore energy. We also recall the definitions of the above mentioned approximations. In Section 2.5, we make new observations on the differences between these different diffuse energies. Section 3 is devoted to the derivation of the L^2 -flows associated with, respectively, Bellettini's, Mugnai's, and Esedoglu-Rätz-Röger's models (actually a variant of the latter), and, for every flow, we use the formal method of matched asymptotic expansions to derive the asymptotic velocity of the limit

¹Université de Lyon, CNRS UMR 5208, INSA de Lyon, Institut Camille Jordan, 20, avenue Albert Einstein, F-69621 Villeurbanne Cedex, France. Email: bretin@cmap.polytechnique.fr

²Université de Lyon, CNRS UMR 5208, Université Lyon 1, Institut Camille Jordan, 43 boulevard du 11 novembre 1918, F-69622 Villeurbanne-Cedex, France. Email: masnou@math.univ-lyon1.fr

³Lab. Jean Kuntzmann, Université Joseph Fourier, Tour IRMA, BP 53, 51, rue des Mathématiques, F-38041 Grenoble Cedex 9, France. Email: edouard.oudet@imag.fr

interface as the diffuse approximation becomes asymptotically sharp. We show in particular that, in dimensions 2 and 3 for all flows, and in any dimension for some of them, they correspond asymptotically to the continuous Willmore flow as long as the interface is smooth. In Section 4, we focus on the numerical simulation of De Giorgi-Bellettini-Paolini's flow (which we shall refer to as the *classical* flow) and Mugnai's flow, and we propose a fixed-point algorithm whose local convergence can be proved. We illustrate with various numerical examples the behavior of both flows in space dimensions 2 and 3, both in smooth and singular situations. We show in particular that our scheme can capture with good accuracy well-known singular configurations yielded by the classical flow, and that these configurations evolve as if the parametric Willmore flow were used. We also illustrate with several simulations that, in contrast, Mugnai's flow prevents the creation of singularities.

2 What is known?

2.1 Genesis : the van der Waals-Cahn-Hilliard interface model and the diffuse approximation of perimeter

In his 1893 paper on the thermodynamic theory of capillary (see an English translation, with interesting comments, in [75]), van der Waals studied the free energy of a liquid-gas interface. Arguing that the density of molecules at the interface can be modelled as a continuous function of space u , he used thermodynamic and variational arguments to derive an expression of the free energy, in a small volume V enclosing the interface, as $\int_V (f_0(u) + \lambda |\nabla u|^2) dx$, where $f_0(u)$ denotes the energy of a homogeneous phase at density u and λ is the capillarity coefficient. The same expression was derived by Cahn and Hilliard in 1958 in their paper [23] on the interface energy, to a first approximation, of a binary alloy with u denoting the mole fraction of one component. Cahn and Hilliard argued that both terms in the energy have opposite contributions: if the transition layer's size increases, then the gradient term diminishes, but this is possible only by introducing more material of nonequilibrium composition, and thus at the expense of increasing $\int_V f_0(u) dx$. Rescaling the energy, and changing the notations in the obvious way, yields the general form

$$F_\varepsilon(u) = \int_V \left(\frac{\varepsilon}{2} |\nabla u|^2 + \frac{W(u)}{\varepsilon} \right) dx \quad (1)$$

In the original papers of van der Waals, Cahn and Hilliard, f_0 was a smooth double-well function, yet with a slope between the local minima. For simplicity, since it does not modify the mathematical analysis, W will denote in the sequel a smooth double-well function with no slope (we will take in general $W(s) = \frac{1}{2}s^2(1-s)^2$).

Two equations are usually associated with the van der Waals-Cahn-Hilliard energy, and will be used in this paper: the Allen-Cahn and the Cahn-Hilliard equations. The evolution Allen-Cahn equation is the L^2 -gradient descent associated with (1) and is written

$$u_t = \frac{W'(u)}{\varepsilon} - \varepsilon \Delta u.$$

We shall also refer to the stationary Allen-Cahn equation

$$W'(u) - \varepsilon^2 \Delta u = 0.$$

The Cahn-Hilliard evolution equation is derived in a different manner: from a mathematical viewpoint, it is the H^{-1} -gradient flow associated with the van der Waals-Cahn-Hilliard energy [21, 44]. The physical derivation of the equation is also instructive [22, 23]: since $\nabla_u F_\varepsilon(u) = -\varepsilon \Delta u + \frac{W'(u)}{\varepsilon}$ quantifies how the energy changes when molecules change position, it coincides with the chemical potential μ . Fick's first law states that the flux of particles is proportional to the gradient of μ , i.e. $J = -\alpha \nabla \mu$. Finally, the conservation law $u_t + \operatorname{div} J = 0$ yields the Cahn-Hilliard evolution equation

$$u_t = \alpha \Delta \left(-\varepsilon \Delta u + \frac{W'(u)}{\varepsilon} \right).$$

To summarize, the Allen-Cahn equation describes the motion of phase boundaries driven by surface tension, whereas the Cahn-Hilliard equation is a conservation law that characterizes the motion induced by the chemical potential, which is the gradient of the surface tension.

Let us now recall the asymptotic behavior of $F_\varepsilon(u)$, as $\varepsilon \rightarrow 0^+$, that has been exhibited by Modica and Mortola [62] following a conjecture of De Giorgi. We first fix some notations. Let $\Omega \subset \mathbb{R}^n$ be open, bounded and with Lipschitz boundary. $W \in C^3(\mathbb{R}, \mathbb{R}^+)$ is a double-well potential with two equal minima (in the sequel we will work, unless specified, with $W(s) = \frac{1}{2}s^2(1-s)^2$). Modica and Mortola have shown that the Γ -limit in $L^1(\Omega)$ of the family of functionals

$$P_\varepsilon(u) = \begin{cases} \int_\Omega \left(\frac{\varepsilon}{2} |\nabla u|^2 + \frac{W(u)}{\varepsilon} \right) dx & \text{if } u \in W^{1,2}(\Omega) \\ +\infty & \text{otherwise in } L^1(\Omega) \end{cases}$$

is $c_0 P(u)$ where

$$P(u) = \begin{cases} |Du|(\Omega) & \text{if } u \in \text{BV}(\Omega, \{0,1\}) \\ +\infty & \text{otherwise in } L^1(\Omega) \end{cases}$$

and $c_0 = \int_0^1 \sqrt{2W(s)} ds$. In particular, if $E \subset \mathbb{R}^n$ has finite perimeter in Ω and $u := \mathbb{1}_E \in \text{BV}(\Omega, \{0,1\})$, then one can build a sequence of functions $(u_\varepsilon) \in W^{1,2}(\Omega)$ such that $u_\varepsilon \rightarrow u \in L^1(\Omega)$ and $P_\varepsilon(u_\varepsilon) \rightarrow c_0 |Du|(\Omega) = c_0 P(E, \Omega)$ with $P(E, \Omega)$ the perimeter of E in Ω .

To prove it, it is enough by density to restrict to smooth sets. Being E smooth, a good approximating sequence is given by $u_\varepsilon = q\left(\frac{d(x)}{\varepsilon}\right)$ (actually a variant of this expression, but we shall skip the details for the moment) where d is the signed distance function at ∂E , i.e. $d(x) = -d(x, \partial E)$ if $x \in E$ and $d(x, \partial E)$ else, and $q(t) = \frac{1 - \tanh(t)}{2}$ is the unique decreasing minimizer of

$$\int_{\mathbb{R}} \left(\frac{|\varphi'(t)|^2}{2} + W(\varphi(t)) \right) dt \quad (2)$$

under the assumptions $\lim_{t \rightarrow -\infty} \varphi(t) = 1$, $\lim_{t \rightarrow \infty} \varphi(t) = 0$ and $\varphi(0) = \frac{1}{2}$. In other words, the approximation of $u = \mathbb{1}_E$ is done by a suitable rescaling of the level lines of the distance function to ∂E . Such rescaling is optimal, in the sense that it minimizes the transversal energy (2) and forces the concentration as $\varepsilon \rightarrow 0^+$.

Observe now that

$$\int_\Omega \left(\frac{\varepsilon}{2} |\nabla u|^2 + \frac{W(u)}{\varepsilon} \right) dx \geq \int_\Omega \sqrt{2} |\nabla u| \sqrt{W(u)}$$

and the equality holds if $\frac{\varepsilon}{2} |\nabla u|^2 = \frac{W(u)}{\varepsilon}$. Therefore, by lower semicontinuity arguments, the quality of an approximation depends on the so-called *discrepancy measure*

$$\xi_\varepsilon = \left(\frac{\varepsilon}{2} |\nabla u|^2 - \frac{W(u)}{\varepsilon} \right) \mathcal{L}^2,$$

that will play an even more essential role for some diffuse approximations of the Willmore functional.

2.2 De Giorgi-Bellettini-Paolini's approximation of the Willmore energy

Based on a conjecture of De Giorgi [30], several authors [14, 78, 11, 64, 74, 66] have investigated the diffuse approximation of the Willmore functional, which is for a set $E \subset \mathbb{R}^N$ with smooth boundary in Ω :

$$W(E, \Omega) = \frac{1}{2} \int_{\partial E \cap \Omega} |H_{\partial E}(x)|^2 d\mathcal{H}^{N-1}$$

where $H_{\partial E}(x)$ is the classical mean curvature vector at $x \in \partial E$. The approximation functionals are defined as

$$\mathcal{W}_\varepsilon(u) = \begin{cases} \frac{1}{2\varepsilon} \int_\Omega \left(\varepsilon \Delta u - \frac{W'(u)}{\varepsilon} \right)^2 dx & \text{if } u \in L^1(\Omega) \cap W^{2,2}(\Omega) \\ +\infty & \text{otherwise in } L^1(\Omega) \end{cases}$$

Introduced by Bellettini and Paolini in [14], they differ from the original De Giorgi's conjecture in the sense that the perimeter is not explicitly encoded in the expression. They have however the advantage to be directly related to the Cahn-Hilliard equation, whose good properties [25] play a key role in the approximation. In the sequel, we shall refer to these functionals as the *classical* approximation model.

The reason why $\varepsilon\Delta u - \frac{W'(u)}{\varepsilon}$ is related to the mean curvature can be simply understood at a formal level: it suffices to observe that the mean curvature of a smooth surface is associated with the first variation of its area, and that $-\varepsilon\Delta u + \frac{W'(u)}{\varepsilon}$ is the L^2 gradient of $\frac{\varepsilon}{2}|\nabla u|^2 + \frac{W(u)}{\varepsilon}$ that appears in the approximation of the surface area.

The results on the asymptotic behavior of \mathcal{W}_ε as $\varepsilon \rightarrow 0^+$ have started with the proof by Bellettini and Paolini [14] of a $\Gamma - \lim \sup$ property, i.e. the Willmore energy of a smooth hypersurface E is the limit of $\mathcal{W}_\varepsilon(u_\varepsilon)$, up to a multiplicative constant, where u_ε is defined exactly as for the approximation of the perimeter.

The $\Gamma - \lim \inf$ property is much harder to prove. The contributions on this point [78, 11, 64, 74, 66] culminated with the proof by Röger and Schätzle [74] in space dimensions $N = 2, 3$ and, independently, by Nagase and Tonegawa [66] in dimension $N = 2$, that the result holds true for smooth sets. More precisely, given $u = \mathbb{1}_E$ with $E \in C^2(\Omega)$, and u_ε converging to u in L^1 with a uniform control of $P_\varepsilon(u_\varepsilon)$, then

$$c_0 W(E, \Omega) \leq \liminf_{\varepsilon \rightarrow 0^+} \mathcal{W}_\varepsilon(u_\varepsilon).$$

The proof is based on a careful control of the discrepancy measure $\xi_\varepsilon = (\frac{\varepsilon}{2}|\nabla u|^2 - \frac{W(u)}{\varepsilon})\mathcal{L}^2$ that guarantees good concentration properties, i.e. the varifolds $v_\varepsilon = |\nabla u_\varepsilon|\mathcal{L}^2 \otimes \delta_{\nabla u_\varepsilon^\perp}$ (whose mass is related naturally to the variations of the approximating functions u_ε) concentrate to a limit integer varifold that has generalized mean curvature in L^2 and that is supported on a supset of ∂E . Then, in Röger and Schätzle's proof, a lower semicontinuity argument and the locality of integer varifolds' mean curvature yields the result. It holds in dimensions $N = 2, 3$ at most due to dimensional requirements for Sobolev embeddings and for the control of singular terms used in the proof. The result in higher dimension is still open.

What about unsmooth sets? Can the approximation results be extended to the relaxed Willmore functional? The answer is negative in general, as discussed below.

2.3 The approximation does not hold in general for unsmooth limit sets

Define for any set E of finite perimeter in Ω its relaxed Willmore functional

$$\overline{W}(E, \Omega) = \inf\{\liminf W(E_h, \Omega), \partial E_h \in \Omega \in C^2, E_h \rightarrow E \text{ in } L^1(\Omega)\}.$$

The properties of this relaxation are fully known in dimension 2 [9, 10, 12, 59] and partially known in higher dimension [3, 55, 60]. It is natural to ask whether the Γ -convergence of \mathcal{W}_ε to W can be extended to \overline{W} . Unfortunately, this is not the case as it follows from the following observations (for simplicity we denote $\Gamma - \lim \mathcal{W}_\varepsilon(E) = \Gamma - \lim \mathcal{W}_\varepsilon(\mathbb{1}_E)$) that are illustrated in Figure 1:

1. there exists a bounded set $E_1 \subset \mathbb{R}^2$ of finite perimeter such that

$$\Gamma - \lim \mathcal{W}_\varepsilon(E_1) < \infty \quad \text{and} \quad \overline{W}(E_1) = +\infty$$

2. there exists a bounded set $E_2 \subset \mathbb{R}^2$ of finite perimeter such that

$$\Gamma - \lim \mathcal{W}_\varepsilon(E_2) < \overline{W}(E_2) < +\infty$$

The reason why $\overline{W}(E_1) = +\infty$ is a result by Bellettini, Dal Maso and Paolini [9] according to which a non oriented tangent must exist everywhere on the boundary. Besides, $\overline{W}(E_2) < +\infty$ because, still by a result of Bellettini, Dal Maso and Paolini, the boundary is smooth out of evenly many cusps. Let us now explain why, in both cases, $\Gamma - \lim \mathcal{W}_\varepsilon(E_{1,2}) < +\infty$. The reason for this is the existence of smooth solutions with singular nodal sets for the Allen-Cahn equation

$$\Delta u - W'(u) = 0$$

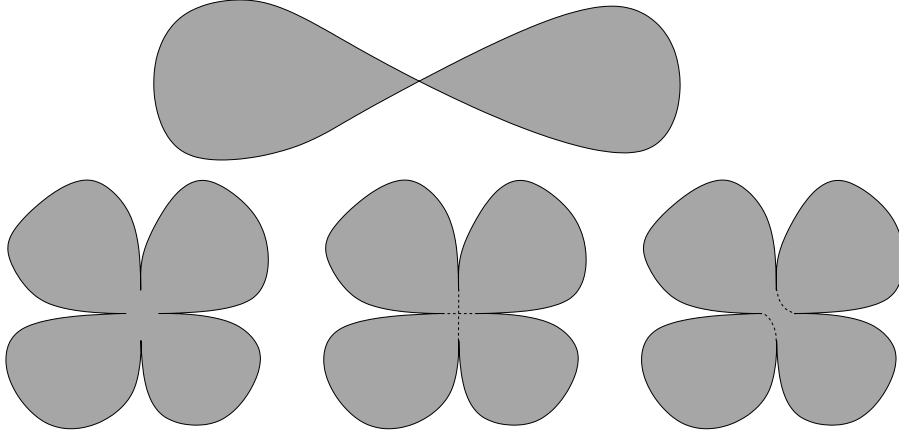


Figure 1: Top: a set E_1 such that $\Gamma - \lim \mathcal{W}_\varepsilon(E_1) < \infty$ and $\overline{W}(E_1) = +\infty$. Bottom, from left to right, a set E_2 , the limit configuration whose energy coincides with $\Gamma - \lim \mathcal{W}_\varepsilon(E_2)$, a configuration whose energy coincides with $\overline{W}(E_2)$.

According to Dang, Fife and Peletier [29], there exists for such equation in \mathbb{R}^2 a unique saddle solution u with values in $(-1, 1)$. By saddle solution, it is meant that $u(x, y) > 0$ in quadrants I and III, and $u(x, y) < 0$ in quadrants II and IV, in particular $u(x, y) = 0$ on the nodal set $xy = 0$. Considering $u_\varepsilon(x) = u(\varepsilon x)$, we immediately get that

$$\varepsilon^2 \Delta u_\varepsilon - W'(u_\varepsilon) = 0$$

thus the second term in $\mathcal{W}_\varepsilon(u_\varepsilon)$ vanishes, and the first term being obviously bounded, it follows from the lower semicontinuity of the Γ -limit that $\Gamma - \lim \mathcal{W}_\varepsilon(E_{1,2}) < +\infty$. Furthermore, the approximation of E_2 can be made so as to create a cross in the limit, as in bottom-middle figure. The limit energy is therefore lower than the energy obtained by pairwise connection without crossing of the cusps (bottom-right figure). Thus, $\Gamma - \lim \mathcal{W}_\varepsilon(E_2) < \overline{W}(E_2) < +\infty$.

For the reader not familiar with varifolds, it must be emphasized that this is not in contradiction with the results described in the previous section, and more precisely with the fact that the discrepancy measure guarantees the concentration of the diffuse varifolds at a limit integer varifold with generalized curvature in L^2 . Indeed, the boundary curves of E_1 and of the bottom-middle set can be canonically associated with a varifold having L^2 generalized curvature because, by compensation between the tangents associated with each branch meeting at the cross, there is no singularity.

We end this section with the question that follows naturally from the discussion above: is it possible to find a diffuse approximation that Γ -converges to \overline{W} (up to a multiplicative constant) whenever $\overline{W}(E) < +\infty$?

2.4 Diffuse approximations of the relaxed Willmore functional

2.4.1 Bellettini's approximation in dimension $N \geq 2$

In [8], G. Bellettini proposed a diffuse model for approximating the relaxations of geometric functionals of the form $\int_{\partial E} (1 + f(x, \nabla d_E, \nabla^2 d_E)) d\mathcal{H}^{N-1}$ where E is smooth and d_E is the signed distance function from ∂E . Such functionals include the Willmore energy since, on ∂E , $H = (\Delta d_E) \nabla d_E = \text{tr}(\nabla^2 d_E) \nabla d_E$ thus $|H|^2 = |\text{tr}(\nabla^2 d_E)|^2$. Particularizing Bellettini's approximation model to this case yields the smooth functionals

$$\mathcal{W}_\varepsilon^{\text{Be}}(u) = \begin{cases} \frac{1}{2} \int_{\Omega \setminus \{|\nabla u|=0\}} (|\text{div} \frac{\nabla u}{|\nabla u|}|^2) (\frac{\varepsilon}{2} |\nabla u|^2 + \frac{W(u)}{\varepsilon}) dx & \text{if } u \in C^\infty(\Omega) \\ +\infty & \text{otherwise in } L^1(\Omega) \end{cases}$$

Then, according to Bellettini [8, Thms 4.2,4.3], in any space dimension,

$$(\Gamma - \lim_{\varepsilon \rightarrow 0} P_\varepsilon + \mathcal{W}_\varepsilon^{\text{be}})(E) = c_0(P(E) + \overline{W}(E)) \quad \text{for every } E \text{ of finite perimeter such that } \overline{W}(E) < +\infty$$

The constructive part of the proof is based, as usual, on using approximating functions of the form $u_\varepsilon = q(\frac{d_E}{\varepsilon})$. As for the lower semicontinuity part, it is facilitated by the explicit appearance of the mean curvature in the expression. Recall indeed that, u being smooth, for almost every t , $H_u(x) := (\text{div} \frac{\nabla u}{|\nabla u|}) \frac{\nabla u}{|\nabla u|}(x)$ is the mean curvature at a point x of the isolevel $\{y, u(y) = t\}$. Let (u_ε) be a sequence of smooth functions that approximate $u = \mathbb{1}_E$ in $L^1(\mathbb{R}^N)$ and has uniformly bounded total variation. Then, by the coarea formula,

$$\mathcal{W}_\varepsilon^{\text{be}}(u_\varepsilon) \geq \frac{1}{2} \int_{\{|\nabla u_\varepsilon| \neq 0\}} |\nabla u_\varepsilon| \sqrt{2W(u_\varepsilon)} |H_{u_\varepsilon}|^2 dx = \frac{1}{2} \int_0^1 \sqrt{2W(t)} \int_{\{u_\varepsilon=t\} \cap \{|\nabla u_\varepsilon| \neq 0\}} |H_{u_\varepsilon}|^2 d\mathcal{H}^{N-1} dt.$$

The last inequality is important: it guarantees a control of the Willmore energy of the isolevel surfaces of u_ε . This is a major difference with the classical approximation, for which such control does not hold.

Then, it suffices to observe that, by the Cavalieri formula and for a suitable subsequence, $|\{u_\varepsilon \geq t\} \Delta \{u \geq t\}| \rightarrow 0$ for almost every t . In addition, $\{u \geq t\} = E$ for almost every t , and by the lower semicontinuity of the relaxation $\overline{F}(E) \leq \liminf_{\varepsilon \rightarrow 0} F(u_\varepsilon)$. Fatou's Lemma finally gives

$$\liminf_{\varepsilon \rightarrow 0} \mathcal{W}_\varepsilon^{\text{be}}(u_\varepsilon) \geq \overline{F}(E) \int_0^1 \sqrt{2W(t)} dt = c_0 \overline{F}(E).$$

Bellettini's approximation has however a drawback that will be explained with more details later: when one computes the flow associated with the functional, the 4th order term is nonlinear, which raises difficulties at the numerical level since it cannot be treated implicitly.

2.4.2 Mugnai's approximation in dimension $N = 2$

In the regular case and in dimensions 2,3, it follows from the results of Bellettini and Mugnai [13] that, up to a uniform control of the perimeter, the Γ -limit of the functionals defined by

$$\mathcal{W}_\varepsilon^{\text{mu}}(u) = \begin{cases} \frac{1}{2\varepsilon} \int_\Omega \left| \varepsilon \nabla^2 u - \frac{W'(u)}{\varepsilon} v_u \otimes v_u \right|^2 dx & \text{if } u \in C^2(\Omega) \\ +\infty & \text{otherwise in } L^1(\Omega), \end{cases}$$

where $v_u = \frac{\nabla u}{|\nabla u|}$ when $|\nabla u| \neq 0$, and $v_u = \text{constant unit vector}$ on $\{|\nabla u| = 0\}$, coincides with

$$c_0 \int_{\Omega \cap \partial E} |A_{\partial E}(x)|^2 dx$$

for every smooth E , with $A_{\partial E}(x)$ the second fundamental form of ∂E at x . Again, this approximation allows a control of the mean curvature of the isolevel surfaces of an approximating sequence u_ε , thus prevents from the creation of saddle solutions to the Allen-Cahn equation since, by [13, Lemma 5.3] and [65, Lemma 5.2],

$$|\nabla u| \left| \text{div} \frac{\nabla u}{|\nabla u|} \right| \leq \frac{1}{\varepsilon} \left| \varepsilon \nabla^2 u - \frac{W'(u)}{\varepsilon} v_u \otimes v_u \right|$$

In dimension 2, the second fundamental form along a curve coincides with the curvature. Therefore, by identifying the limit varifold obtained when u_ε converges to $u = \mathbb{1}_E$, and using the representation results of [12], Mugnai was able to prove in [65] that, in dimension 2, the Γ -limit of $\mathcal{W}_\varepsilon^{\text{mu}}$ (with uniform control of the perimeter) coincides with $\overline{F}(E)$ for any E with finite perimeter.

2.4.3 Esedoglu-Rätz-Röger's approximation in dimension $N \geq 2$

The model of Esedoglu, Rätz, and Röger in [41] is a modification of the classical energy that aims to preserve the "parallelity" of the level lines of the approximating functions, and avoids the formation of saddle points, by constraining the level lines' mean curvature using a term *à la* Bellettini. More precisely, one can calculate that

$$\varepsilon \Delta u - \frac{W'(u)}{\varepsilon} = \varepsilon |\nabla u| \operatorname{div} \frac{\nabla u}{|\nabla u|} - \nabla \zeta_\varepsilon \cdot \frac{\nabla u}{|\nabla u|^2}.$$

with $\zeta_\varepsilon = \left(\frac{\varepsilon}{2} |\nabla u|^2 - \frac{W(u)}{\varepsilon} \right)$ the discrepancy function (with a small abuse of notation, we use the same notation for the discrepancy measure and its density).

Therefore, $\varepsilon \Delta u - \frac{W'(u)}{\varepsilon}$ approximates correctly the mean curvature (up to a multiplicative constant) if the projection of $\nabla \zeta_\varepsilon$ on the orthogonal direction ∇u is small. Equivalently, it can be required that

$$\varepsilon \Delta u - \frac{W'(u)}{\varepsilon} - \varepsilon |\nabla u| \operatorname{div} \frac{\nabla u}{|\nabla u|}$$

be small, therefore a natural profile-forcing approximation model is (with $\alpha \geq 0$ a parameter):

$$\mathcal{W}_\varepsilon^{\text{EsRäRö}}(u) = \begin{cases} \frac{1}{2\varepsilon} \int_\Omega \left(\varepsilon \Delta u - \frac{W'(u)}{\varepsilon} \right)^2 dx + \\ \frac{1}{2\varepsilon^{1+\alpha}} \int_\Omega \left(\varepsilon \Delta u - \frac{W'(u)}{\varepsilon} - \varepsilon |\nabla u| \operatorname{div} \frac{\nabla u}{|\nabla u|} \right)^2 dx & \text{if } u \in C^\infty(\Omega) \\ +\infty & \text{otherwise in } L^1(\Omega) \end{cases}$$

To simplify the theoretical analysis, the model proposed by Esedoglu, Rätz, and Röger is slightly different. It uses the fact that, if a phase field u_ε resembles $q\left(\frac{d}{\varepsilon}\right)$, one has $\varepsilon |\nabla u| \sim \sqrt{2W(u)}$, which leads Esedolu, Rätz, and Röger to penalize

$$\varepsilon \Delta u - \frac{W'(u)}{\varepsilon} - (\varepsilon |\nabla u| (2W(u))^{\frac{1}{2}})^{\frac{1}{2}} \operatorname{div} \frac{\nabla u}{|\nabla u|}.$$

Finally, they propose the following approximating functional

$$\widehat{\mathcal{W}}_\varepsilon^{\text{EsRäRö}}(u) = \begin{cases} \frac{1}{2\varepsilon} \int_\Omega \left(\varepsilon \Delta u - \frac{W'(u)}{\varepsilon} \right)^2 dx + \\ \frac{1}{2\varepsilon^{1+\alpha}} \int_\Omega \left(\varepsilon \Delta u - \frac{W'(u)}{\varepsilon} - (\varepsilon |\nabla u| \sqrt{2W(u)})^{\frac{1}{2}} \operatorname{div} \frac{\nabla u}{|\nabla u|} \right)^2 dx & \text{if } u \in C^\infty(\Omega) \\ +\infty & \text{otherwise in } L^1(\Omega) \end{cases}$$

This energy controls the mean curvature of the level lines of an approximating function since (see [41])

$$\widehat{\mathcal{W}}_\varepsilon^{\text{EsRäRö}}(u) \geq \frac{\varepsilon^{-\alpha}}{2 + 2\varepsilon^{-\alpha}} \int_0^1 \sqrt{2W(t)} \int_{\{u=t\} \cap \{\nabla u \neq 0\}} \left(\operatorname{div} \frac{\nabla u}{|\nabla u|} \right)^2 d\mathcal{H}^{N-1} dt,$$

which, once again, excludes Allen-Cahn solutions. With the control above, the authors prove with the same argument as Bellettini [8] that, for any $\alpha > 0$,

$$\Gamma - \lim_{\varepsilon \rightarrow 0} P_\varepsilon + \widehat{\mathcal{W}}_\varepsilon^{\text{EsRäRö}} = c_0 (P + \overline{W}) \quad \text{in } L^1(\Omega).$$

With $\alpha = 0$ the Γ -convergence result does not hold anymore, but instead, with a uniform control of the perimeter,

$$\Gamma - \lim_{\varepsilon \rightarrow 0} \widehat{\mathcal{W}}_\varepsilon^{\text{EsRäRö}} \geq \frac{c_0}{2} \overline{W}.$$

which still guarantees a control of \overline{W} .

For the sake of numerical simplicity, another version is tackled numerically in [41], based again on the approximation $\varepsilon|\nabla u| \sim \sqrt{2W(u)}$:

$$\widehat{\mathcal{W}}_{\varepsilon}^{\text{EsRäRö}}(u) = \begin{cases} \frac{1}{2\varepsilon} \int_{\Omega} \left(\varepsilon \Delta u - \frac{W'(u)}{\varepsilon} \right)^2 dx + \\ \frac{1}{2\varepsilon^{1+\alpha}} \int_{\Omega} \left(\varepsilon \Delta u - \frac{W'(u)}{\varepsilon} - \sqrt{2W(u)} \operatorname{div} \frac{\nabla u}{|\nabla u|} \right)^2 dx & \text{if } u \in C^{\infty}(\Omega) \\ +\infty & \text{otherwise in } L^1(\Omega) \end{cases}$$

We will focus in the sequel on $\mathcal{W}_{\varepsilon}^{\text{EsRäRö}}$, whose flow will be derived, as well as its asymptotic behavior as ε goes to 0.

2.5 Few remarks on the connections between the different approximations

2.5.1 From Mugnai's model to Esedoglu-Rätz-Röger's

We saw previously that the phase-field approximations $\mathcal{W}_{\varepsilon}^{\text{Be}}$ and $\mathcal{W}_{\varepsilon}^{\text{EsRäRö}}$ Γ -converge, up to a uniform control of perimeter, to $c_0\overline{W}$ in any dimension, and the same holds true in dimension 2 for $\mathcal{W}_{\varepsilon}^{\text{Mu}}$. We will now emphasize the connections between these approximations. More precisely, we will see that Mugnai's approximation $\mathcal{W}_{\varepsilon}^{\text{Mu}}$ can be viewed as the sum of a geometric-type approximation of the Willmore energy plus a profile penalization term of the same kind as in Esedoglu, Rätz, Röger's model (or, more precisely, the initial model $\mathcal{W}_{\varepsilon}^{\text{EsRäRö}}$). Indeed we have, denoting $v = \frac{\nabla u}{|\nabla u|}$ when $|\nabla u| \neq 0$, and $v = \text{constant}$ unit vector on $\{|\nabla u| = 0\}$,

$$\begin{aligned} \mathcal{W}_{\varepsilon}^{\text{Mu}}(u) &= \frac{1}{2\varepsilon} \int_{\Omega} \left| \varepsilon \nabla^2 u - \frac{W'(u)}{\varepsilon} v \otimes v \right|^2 dx \\ &= \frac{1}{2\varepsilon} \int_{\Omega \setminus \{|\nabla u|=0\}} \left(\varepsilon \nabla^2 u : v \otimes v - \frac{W'(u)}{\varepsilon} \right)^2 dx + \int_{\Omega} \frac{\varepsilon}{2} \left(|\nabla^2 u|^2 - (\nabla^2 u : v \otimes v)^2 \right) dx. \end{aligned}$$

where, being A, B two matrices, we denote as $A : B = \sum_{i,j} A_{ij} B_{ij}$ the usual matrix scalar product. Using $A : e_1 \otimes e_2 = \langle A e_2, e_1 \rangle$, we observe that $\nabla^2 u : v \otimes v = \Delta u - |\nabla u| \operatorname{div} \frac{\nabla u}{|\nabla u|}$, therefore the first term of $\mathcal{W}_{\varepsilon}^{\text{Mu}}$ coincides with the second term of $\mathcal{W}_{\varepsilon}^{\text{EsRäRö}}$ for $\alpha = 0$. The second term of $\mathcal{W}_{\varepsilon}^{\text{Mu}}$ can be splitted as

$$\begin{aligned} \int_{\Omega} \frac{\varepsilon}{2} \left(|\nabla^2 u|^2 - (\nabla^2 u : v \otimes v)^2 \right) dx &= \frac{1}{2} \int_{\Omega} \left| \nabla \left(\frac{\nabla u}{|\nabla u|} \right) \right|^2 \left(\varepsilon |\nabla u|^2 \right) dx, \\ &+ \int_{\Omega} \frac{\varepsilon}{2} \left(|\nabla^2 u v|^2 - |\nabla^2 u : v \otimes v|^2 \right) dx. \end{aligned}$$

Note that

$$\int_{\Omega} \varepsilon \left(|\nabla^2 u v|^2 - (\nabla^2 u : v \otimes v)^2 \right) dx \geq 0,$$

is positive and vanishes for all functions u of the general form $u = \eta(d(x))$ with η smooth. It is therefore a soft profile-penalization term that forces the approximating function to be a profile, yet not necessarily the optimal profile q . As for the term $\int_{\Omega} \left| \nabla \left(\frac{\nabla u}{|\nabla u|} \right) \right|^2 \left(\varepsilon |\nabla u|^2 \right) dx$, it is purely geometric and constrains the approximating function's level lines mean curvature. It would therefore be worth addressing the Γ -convergence of the new functional

$$\mathcal{W}_{\varepsilon}^{\text{New}}(u) = \frac{1}{2\varepsilon} \int_{\Omega} \left(\varepsilon \Delta u - \frac{1}{\varepsilon} W'(u) \right)^2 dx + \frac{1}{2\varepsilon^{\alpha}} \int_{\Omega} \varepsilon \left(|\nabla^2 u v|^2 - (\nabla^2 u : v \otimes v)^2 \right) dx.$$

The reason why such approximation would be interesting is that, if it indeeds Γ -converges, the associated flow would not be influenced by the asymptotic behavior of the penalization term, since it vanishes for approximating functions that are profiles. More precisely, the Willmore flow could be captured at low order of ε , and not at the numerically challenging order ε^3 as for the Esedoglu-Rätz-Röger model with $\alpha = 0$ or 1.

2.5.2 Towards a modification of Mugnai's energy that forces the Γ -convergence in dimension ≥ 3

Obviously, we cannot expect that Mugnai's energy Γ -converges to the Willmore energy in dimension greater than 2, since for E smooth

$$|A_{\partial E}|^2 = |H_{\partial E}|^2 - \sum_{i \neq j} \kappa_i \kappa_j$$

where $\kappa_1, \kappa_2 \dots \kappa_{N-1}$ are the principal curvatures. This identity suggests however that a suitable correction could force the Γ -convergence, i.e. by subtracting to $\mathcal{W}_\varepsilon^{\text{Mu}}$ an approximation of

$$J(E, \Omega) = \int_{\partial E \cap \Omega} \sum_{i \neq j} \kappa_i \kappa_j d\mathcal{H}^{N-1}.$$

Recalling our assumptions that $d < 0$ in E , and as an easy consequence of Lemma 14.17 in [46] (see also [1]), we obtain in a small tubular neighborhood of ∂E :

$$\begin{aligned} \operatorname{div}(\Delta d(x) \nabla d(x)) &= (\Delta d(x))^2 + \nabla \Delta d(x) \cdot \nabla d(x) \\ &= \left(\sum_i \frac{\kappa_i(\pi(x))}{1 + d(x)\kappa_i(\pi(x))} \right)^2 - \sum_i \frac{\kappa_i(\pi(x))^2}{(1 + d(x)\kappa_i(\pi(x)))^2} \\ &\simeq \sum_{i \neq j} \kappa_i \kappa_j \quad \text{on } \partial E, \end{aligned}$$

where $\pi(x)$ is the projection of x on Γ . Thus, a possible approximation of $c_0 J(E, \Omega)$ is

$$J_\varepsilon^1(u) = -\frac{2}{\varepsilon} \int_{\Omega} \left(\varepsilon \Delta u - \frac{1}{\varepsilon} W'(u) \right) \frac{W'(u)}{\varepsilon} dx.$$

Indeed, with $u = q(d/\varepsilon)$ and with a suitable truncation of q so that $q'(d/\varepsilon)$ vanishes on $\partial \Omega$ (which is always possible if $E \subset\subset \Omega$), integrating by parts yields:

$$\begin{aligned} J_\varepsilon^1(u) &= -\frac{2}{\varepsilon^2} \int_{\Omega} \Delta d q' \left(\frac{d}{\varepsilon} \right) q'' \left(\frac{d}{\varepsilon} \right) dx = -\frac{1}{\varepsilon} \int_{\Omega} \Delta d \nabla \left(q' \left(\frac{d}{\varepsilon} \right)^2 \right) \cdot \nabla d dx \\ &= \frac{1}{\varepsilon} \int_{\Omega} \operatorname{div}(\Delta d \nabla d) q' \left(\frac{d}{\varepsilon} \right)^2 dx \simeq c_0 \int_{\partial E \cap \Omega} \sum_{i \neq j} \kappa_i \kappa_j d\mathcal{H}^{N-1}. \end{aligned}$$

Remark also that since a profile function $u = q(d/\varepsilon)$ satisfies $\frac{1}{\varepsilon} W'(u) = \varepsilon \nabla^2 u : \mathbb{N}(u)$ where $\mathbb{N}(u) = \nu \otimes \nu = \frac{\nabla u}{|\nabla u|} \otimes \frac{\nabla u}{|\nabla u|}$, the following energies

$$\begin{cases} J_\varepsilon^2(u) &= -\frac{2}{\varepsilon^2} \int_{\Omega} (\varepsilon \Delta u - \varepsilon \nabla^2 u : \mathbb{N}(u)) W'(u) dx \\ J_\varepsilon^3(u) &= -2 \int_{\Omega} \left(\varepsilon \Delta u - \frac{1}{\varepsilon} W'(u) \right) \nabla^2 u : \mathbb{N}(u) dx \\ J_\varepsilon^4(u) &= -2 \int_{\Omega} (\varepsilon \Delta u - \varepsilon \nabla^2 u : \mathbb{N}(u)) \nabla^2 u : \mathbb{N}(u) dx \end{cases}$$

approximate also $c_0 J(E, \Omega)$. In particular, as a modified version of Mugnai's energy, we can consider

$$\widetilde{\mathcal{W}}_\varepsilon^{\text{Mu}} = \mathcal{W}_\varepsilon^{\text{Mu}} + \frac{1}{2} (J_\varepsilon^1(u) + J_\varepsilon^3(u) - J_\varepsilon^2(u) - J_\varepsilon^4(u))$$

We have indeed

$$J_\varepsilon^1(u) + J_\varepsilon^3(u) - J_\varepsilon^2(u) - J_\varepsilon^4(u) = \frac{2}{\varepsilon} \int_{\Omega} \left(\varepsilon \nabla^2 u : \nu \otimes \nu - \frac{W'(u)}{\varepsilon} \right)^2 dx.$$

and

$$\mathcal{W}_\varepsilon^{\text{Mu}} = \mathcal{W}_\varepsilon(u) - \frac{1}{2} J_\varepsilon^2(u)$$

since $|\nabla^2 u|^2 = (\Delta u)^2$, $\mathbb{N}(u) : \mathbb{N}(u) = 1$,

$$|\varepsilon \nabla^2 u - \varepsilon^{-1} W'(u) \mathbb{N}(u)|^2 = \varepsilon^2 |\nabla^2 u|^2 - 2W'(u) \nabla^2 u : \mathbb{N}(u) + \varepsilon^{-2} W'(u)^2 \mathbb{N}(u) : \mathbb{N}(u)$$

and

$$(\varepsilon \Delta u - \varepsilon^{-1} W'(u))^2 = \varepsilon^2 (\Delta u)^2 - 2W'(u) \Delta u + \varepsilon^{-2} (W'(u))^2.$$

Therefore

$$\widetilde{\mathcal{W}}_\varepsilon^{\text{Mu}} = \mathcal{W}_\varepsilon(u) + \frac{1}{\varepsilon} \int_\Omega \left(\varepsilon \nabla^2 u : \nu \otimes \nu - \frac{W'(u)}{\varepsilon} \right)^2 dx,$$

which resembles Esedoglu-Rätz-Röger's approximation with $\alpha = 0$ since, in both approximations, the second term forces u to be a "profile" function, and vanishes at the limit. In view of the approximation result of Esedoglu, Rätz, and Röger, it is reasonable to expect that $\widetilde{\mathcal{W}}_\varepsilon^{\text{Mu}}$ Γ -converges to the relaxed Willmore energy in any dimension.

3 The Willmore flow and its approximation by the evolution of a diffuse interface

This section is devoted to the approximation of the Willmore flow by L^2 -gradient flows associated with the approximating energies introduced above. In particular, we shall derive explicitly each approximating gradient flow and, using the matched asymptotic expansion method [20, 72, 15, 56], we will show that, at least formally and for smooth interfaces, there is convergence to the Willmore flow, at least in dimensions 2 and 3 for all flows, and in any dimension for some of them. The general question "if a sequence of functionals Γ -converges to a limit functional, is there also convergence of the associated flows?" is rather natural, since Γ -convergence implies convergence of minimizers, up to the extraction of a subsequence. However, the question is difficult and remains open for the Willmore functional. Our results below give formal indications that the convergence holds. Serfaty discussed in [77] a general theorem on the Γ -convergence of gradient flows, provided that the generalized gradient of the associated functional can be controlled (see in particular the discussion on the Cahn-Hilliard flow). Such control is so far out of reach for the Willmore functional.

3.1 On the Willmore flow

Let $E(t)$, $0 \leq t \leq T$, denote the evolution by the Willmore flow of smooth domains, i.e. the outer normal velocity $V(t)$ is given at $x \in \partial E(t)$ by

$$V = \Delta_S H - \frac{1}{2} H^3 + H \|A\|^2,$$

where Δ_S is the Laplace-Beltrami operator on $\partial E(t)$, H the scalar mean curvature, A the second fundamental form, and $\|A\|^2$ is the sum of the squared coefficients of A .

In the plane, the Willmore flow coincides with the flow of curves associated with the Bernoulli-Euler elastica energy, i.e., denoting by κ the scalar curvature

$$V = \Delta_S \kappa + \frac{1}{2} \kappa^3.$$

The long time existence of a single curve evolving by this flow is established in [39], and any curve with fixed length converges to an elastica.

In higher dimension, Kuwert and Schätzle give in [53, 52] a long time existence proof of the Willmore flow and the convergence to a round sphere for sufficiently small initial energy. Singularities may appear for larger initial energies, as indicated by numerical simulations [61].

3.2 Approximating the Willmore flow with the classical De Giorgi-Bellettini-Paolini approach

The L^2 -gradient flow of the approximating energy

$$\mathcal{W}_\varepsilon(u) = \frac{1}{2\varepsilon} \int_\Omega \left(\varepsilon \Delta u - \frac{W'(u)}{\varepsilon} \right)^2 dx,$$

is equivalent to the evolution equation

$$\partial_t u = -\Delta \left(\Delta u - \frac{1}{\varepsilon^2} W'(u) \right) + \frac{1}{\varepsilon^2} W''(u) \left(\Delta u - \frac{1}{\varepsilon^2} W'(u) \right),$$

that can be rewritten as the phase field system

$$\begin{cases} \varepsilon^2 \partial_t u = \Delta \mu - \frac{1}{\varepsilon^2} W''(u) \mu \\ \mu = W'(u) - \varepsilon^2 \Delta u. \end{cases} \quad (3)$$

Existence and well-posedness The well-posedness of the phase field model (3) at fixed parameter ε has been studied in [27] with a volume constraint fixing the average of u , and in [28] with both volume and area constraints.

Convergence to the Willmore flow Loreti and March showed in [56], by using the formal method of matched asymptotic expansions, that if ∂E is smooth and evolves by Willmore flow, it can be approximated by level lines of the solution u_ε of the phase field system (3) as ε goes to 0. In addition, u_ε and μ_ε are expected to take the form

$$\begin{cases} u_\varepsilon(x, t) = q \left(\frac{d(x, E(t))}{\varepsilon} \right) + \varepsilon^2 \left(\|A\|^2 - \frac{1}{2} H^2 \right) \eta_1 \left(\frac{d(x, E(t))}{\varepsilon} \right) + O(\varepsilon^3) \\ \mu_\varepsilon(x, t) = -\varepsilon H q' \left(\frac{d(x, E(t))}{\varepsilon} \right) + \varepsilon^2 H^2 \eta_2 \left(\frac{d(x, E(t))}{\varepsilon} \right) + O(\varepsilon^3) \end{cases},$$

where η_1 and η_2 are two functions depending only of the double well potential W , and defined as the solutions of

$$\begin{cases} \eta_1''(s) - W''(q(s)) \eta_1(s) = s q'(s), & \text{with } \lim_{s \rightarrow \pm\infty} \eta_1(s) = 0, \\ \eta_2''(s) - W''(q(s)) \eta_2(s) = q''(s), & \text{with } \lim_{s \rightarrow \pm\infty} \eta_2(s) = 0. \end{cases}$$

An important point is that the second-order term in the asymptotic expansion of u_ε has an influence on the limit law as ε goes to zero [56]. This is a major difference with the Allen-Cahn equation, for which the velocity law follows from the expansion at zero and first orders only [15]. As a consequence, addressing numerically the Willmore flow is more delicate and requires using a high accuracy approximation in space to guarantee a sufficiently good approximation of the expansion of u_ε .

3.3 Approximating the Willmore flow with Bellettini's model

We focus now on the approximation model

$$\mathcal{W}_\varepsilon^{\text{be}}(u) = \frac{1}{2} \int_\Omega \operatorname{div} \left(\frac{\nabla u}{|\nabla u|} \right)^2 \left(\frac{\varepsilon}{2} |\nabla u|^2 + \frac{1}{\varepsilon} W(u) \right) dx$$

We will prove in the next section that its L^2 -gradient flow is equivalent to the evolution equation

$$\partial_t u = \frac{K(u)^2}{2} \left(\Delta u - \frac{1}{\varepsilon^2} W'(u) \right) + \frac{1}{2} \nabla [K(u)^2] \cdot \nabla u - \frac{1}{\varepsilon} \operatorname{div} \left(P^u \frac{\nabla [K(u) h_\varepsilon(u)]}{|\nabla u|} \right), \quad (4)$$

where $P^u = I_d - \frac{\nabla u}{|\nabla u|} \otimes \frac{\nabla u}{|\nabla u|} = I_d - \mathbb{N}(u)$, $h_\varepsilon(u) = \left(\frac{\varepsilon}{2} |\nabla u|^2 + \frac{1}{\varepsilon} W(u) \right)$ and $K(u) = \operatorname{div} \left(\frac{\nabla u}{|\nabla u|} \right)$.

Existence and well-posedness of this equation are open questions. Numerical simulations performed with this flow are shown in [41]. Note that the fourth-order nonlinear term makes numerics harder.

Using the formal method of matched asymptotic expansions, we show below that the phase field model (4) converges in any dimension, at least formally, to the Willmore flow as ε goes to 0. More precisely, we observe an asymptotic expansion of u_ε of the form

$$u_\varepsilon(x, t) = q \left(\frac{d(x, E(t))}{\varepsilon} \right) + O(\varepsilon^2),$$

where the second-order term does not have any influence on the limit velocity law as ε goes to zero, in contrast with the classical approximation of the previous section.

3.3.1 Derivation of the L^2 -gradient flow of $\mathcal{W}_\varepsilon^{\text{be}}(u)$

Proposition 3.1 *The L^2 -gradient flow of Bellettini's model is equivalent to*

$$\partial_t u = \frac{K(u)^2}{2} \left(\Delta u - \frac{1}{\varepsilon^2} W'(u) \right) + \frac{1}{2} \nabla [K(u)^2] \cdot \nabla u - \frac{1}{\varepsilon} \operatorname{div} \left(P^u \frac{\nabla [K(u)h_\varepsilon(u)]}{|\nabla u|} \right),$$

where $P^u = I_d - \frac{\nabla u}{|\nabla u|} \otimes \frac{\nabla u}{|\nabla u|}$, $h_\varepsilon(u) = \left(\frac{\varepsilon}{2} |\nabla u|^2 + \frac{1}{\varepsilon} W(u) \right)$ and $K(u) = \operatorname{div} \left(\frac{\nabla u}{|\nabla u|} \right)$.

Proof: The differential of K at u satisfies

$$K'(u)(w) = \lim_{t \rightarrow 0} \frac{K(u + tw) - K(u)}{t} = \operatorname{div} \left(\frac{\nabla w}{|\nabla u|} - \frac{\nabla u \cdot \nabla w \nabla u}{|\nabla u|^3} \right),$$

therefore

$$\begin{aligned} (\mathcal{W}_\varepsilon^{\text{be}}(u))'(w) &= \int_{\Omega} [K(u)h_\varepsilon(u)] \operatorname{div} \left(\frac{\nabla w}{|\nabla u|} - \frac{\nabla u \cdot \nabla w \nabla u}{|\nabla u|^3} \right) dx \\ &\quad + \frac{1}{2} \int_{\Omega} K(u)^2 \left(\varepsilon \nabla u \nabla w + \frac{1}{\varepsilon} W'(u)w \right) dx \end{aligned}$$

It follows that the L^2 -gradient of $\mathcal{W}_\varepsilon^{\text{be}}$ reads as

$$\begin{aligned} \nabla \mathcal{W}_\varepsilon^{\text{be}}(u) &= \operatorname{div} \left(\frac{\nabla [K(u)h_\varepsilon(u)]}{|\nabla u|} \right) - \operatorname{div} \left(\frac{\nabla [K(u)h_\varepsilon(u)]}{|\nabla u|} \cdot \frac{\nabla u}{|\nabla u|} \frac{\nabla u}{|\nabla u|} \right) \\ &\quad - \frac{1}{2} \left(\varepsilon \operatorname{div} (K(u)^2 \nabla u) - \frac{1}{\varepsilon} K(u)^2 W'(u) \right). \end{aligned}$$

whence the L^2 -gradient flow of $\mathcal{W}_\varepsilon^{\text{be}}(u)$ follows. □

3.3.2 Asymptotic analysis

In this section, we compute the formal expansions of the solution $u_\varepsilon(x, t)$ to the phase field model (4).

Preliminaries We assume without loss of generality that the isolevel set $\Gamma(t) = \{u_\varepsilon = \frac{1}{2}\}$ is a smooth $n - 1$ dimensional boundary $\Gamma(t) = \partial E(t) = \partial \{x \in \mathbb{R}^d; u_\varepsilon(x, t) \geq 1/2\}$. We follow the method of matched asymptotic expansions proposed in [20, 72, 15, 56]. We assume that the so-called outer expansion of u_ε , i.e. the expansion far from the front Γ , is of the form

$$u_\varepsilon(x, t) = u_0(x, t) + \varepsilon u_1(x, t) + \varepsilon^2 u_2(x, t) + O(\varepsilon^3)$$

In a small neighborhood of Γ , we define the stretched normal distance to the front,

$$z = \frac{d(x, t)}{\varepsilon},$$

where $d(x, t)$ denotes the signed distance to $E(t)$ such that $d(x, t) < 0$ in $E(t)$. We then focus on inner expansions of $u_\varepsilon(x, t)$, i.e. expansions close to the front, of the form

$$u_\varepsilon(x, t) = U(z, x, t) = U_0(z, x, t) + \varepsilon U_1(z, x, t) + \varepsilon^2 U_2(z, x, t) + O(\varepsilon^3)$$

Let us define a unit normal m to Γ and the normal velocity V to the front as

$$V = -\partial_t d(x, t), \quad m = \nabla d(x, t), \quad x \in \Gamma,$$

where ∇ refers to spatial derivation only (the same holds for further derivation operators used in the sequel). Following [72, 56] we assume that $U(z, x, t)$ does not change when x varies normal to Γ with z held fixed, or equivalently $\nabla_x U \cdot m = 0$. This amounts to requiring that the blow-up with respect to the parameter ε is coherent with the flow.

Claim 3.2 *In a suitable regime provided by the method of matched asymptotic expansions, the normal velocity of the $\frac{1}{2}$ -front $\Gamma(t) = \partial E(t)$ associated with a solution $u_\varepsilon(x, t)$ to Bellettini's phase field model (4) is the Willmore velocity*

$$V = \Delta_\Gamma H + \|A\|^2 H - \frac{H^3}{2},$$

and

$$u_\varepsilon(x, t) = q\left(\frac{d(x, E(t))}{\varepsilon}\right) + O(\varepsilon^2)$$

Following [72, 56], it is easily seen that

$$\begin{cases} \nabla u = \nabla_x U + \varepsilon^{-1} m \partial_z U \\ \Delta u = \Delta_x U + \varepsilon^{-1} \Delta d \partial_z U + \varepsilon^{-2} \partial_{zz}^2 U \\ \partial_t u = \partial_t U - \varepsilon^{-1} V \partial_z U. \end{cases}$$

Recall also that in a sufficiently small neighborhood of Γ , according to Lemma 14.17 in [46] (see also [1]), we have

$$\Delta d(x, t) = \sum_{i=1}^{n-1} \frac{\kappa_i(\pi(x))}{1 + \kappa_i(\pi(x))d(x, t)} = \sum_{i=1}^{n-1} \frac{\kappa_i(\pi(x))}{1 + \kappa_i(\pi(x))\varepsilon z}$$

where $\pi(x)$ is the projection of x on Γ , and κ_i are the principal curvatures on Γ .

In particular this implies that

$$\Delta d(x, t) = H - \varepsilon z \|A\|^2 + O(\varepsilon^2),$$

where H and $\|A\|^2$ denote, respectively, the mean curvature and the squared 2-norm of the second fundamental form on Γ at $\pi(x)$.

Outer solution: We now compute the solution u_ε in the outer region. By equation (4), u_0 satisfies $W'(u_0) = 0$ and

$$u_0(x, t) = \begin{cases} 1 & \text{if } x \in E(t) \\ 0 & \text{otherwise} \end{cases}$$

We also see that $u_1 = 0$ is a possible solution at the first order.

Matching condition : The inner and outer expansions are related by the following matching condition

$$u_0(x, t) + \varepsilon u_1(x, t) + \dots = U_0(z, x, t) + \varepsilon U_1(z, x, t) + \dots$$

with x near the front Γ and εz between $O(\varepsilon)$ and $o(1)$. With the notation

$$u_i^\pm(x, t) = \lim_{s \rightarrow 0^\pm} u_i(x + sm, t),$$

one has that

$$\begin{cases} u_0^\pm(x, t) = \lim_{z \rightarrow \pm\infty} U_0(z, x, t) \\ \lim_{z \rightarrow \pm\infty} u_1^\pm(x, t) + zm \cdot \nabla u_0^\pm(x, t) = \lim_{z \rightarrow \pm\infty} U_1(z, x, t) \end{cases}$$

In particular, for the phase field model (4), it follows that

$$\lim_{z \rightarrow +\infty} U_0(z, x, t) = 0, \quad \lim_{z \rightarrow -\infty} U_0(z, x, t) = 1 \quad \text{and} \quad \lim_{z \rightarrow \pm\infty} U_1(z, x, t) = 0,$$

Inner solution: Note that

$$\frac{\nabla u}{|\nabla u|} = \frac{m - \varepsilon \nabla_x U / \partial_z U}{\sqrt{1 + \varepsilon^2 |\nabla_x U|^2 / (\partial_z U)^2}},$$

therefore, using the orthogonality condition $\nabla_x U \cdot m = 0$:

$$\begin{cases} K(u) = \Delta d + O(\varepsilon) \\ h_\varepsilon(u) = \frac{1}{\varepsilon} \left[\frac{1}{2} (\partial_z U)^2 + W(U) \right] + O(1) \\ \frac{1}{2} \nabla [K(u)^2] \cdot \nabla u = \frac{1}{\varepsilon} (\Delta d \nabla (\Delta d) \cdot \nabla d) \partial_z U + O(1) \\ \frac{1}{\varepsilon} \operatorname{div} \left(pu \frac{\nabla [K(u)h_\varepsilon(u)]}{|\nabla u|} \right) = \frac{1}{\varepsilon} \operatorname{div} (\nabla (\Delta d) - \nabla (\Delta d) \cdot \nabla d \nabla d) \left(\frac{\frac{1}{2} (\partial_z U)^2 + W(U)}{|\partial_z U|} \right) + O(1) \end{cases}$$

Recall also that in a sufficiently small neighborhood of Γ ,

$$\Delta d(x, t) = \sum_{i=1}^{n-1} \frac{\kappa_i(\pi(x))}{1 + \kappa_i(\pi(x))\varepsilon z},$$

thus

$$\begin{cases} (\Delta d \nabla (\Delta d) \cdot \nabla d) = -\|A\|^2 H + O(\varepsilon) \\ \operatorname{div} (\nabla (\Delta d) - \nabla (\Delta d) \cdot \nabla d \nabla d) = \Delta_\Gamma H + O(\varepsilon). \end{cases}$$

Then, the first order in ε^{-2} of Equation (4) reads

$$\frac{H^2}{2} \left(\partial_{zz}^2 U_0 - W'(U_0) \right) = 0.$$

Adding the boundary condition obtained from the matching condition, and using $U_0(0, x, t) = 1/2$ leads to

$$U_0 = q(z).$$

Moreover, the second order in ε^{-1} of (4) shows that

$$-V \partial_z U_0 = \frac{H^2}{2} \left(\partial_{zz}^2 U_1 - W''(U_0) U_1 \right) + \frac{H^3}{2} \partial_z U_0 - \|A\|^2 H \partial_z U_0 - \Delta_\Gamma H \left(\frac{\frac{1}{2} (\partial_z U_0)^2 + W(U_0)}{|\partial_z U_0|} \right).$$

As $U_0(z, x, t) = q(z)$ and $q' = -\sqrt{2W(q)}$, we obtain

$$-V q' = \frac{H^2}{2} \left(\partial_{zz}^2 U_1 - W''(q) U_1 \right) + \left(\frac{H^3}{2} - \|A\|^2 H - \Delta_\Gamma H \right) q'.$$

Then, multiplying by q' and integrating over \mathbb{R} , it follows that

$$V = \Delta_\Gamma H + \|A\|^2 H - \frac{H^3}{2},$$

thus the sharp interface limit $\partial E(t)$ as ε goes to zero evolves, at least formally, as the Willmore flow. In addition, we have $U_1 = 0$, therefore

$$u_\varepsilon(x, t) = q\left(\frac{d(x, E(t))}{\varepsilon}\right) + O(\varepsilon^2)$$

and the second-order term does not appear in the expression of V . This explains the numerical stability, despite the use of an explicit Euler scheme, observed by Esedoglu, Rätz and Röger in [41].

3.4 Approximating the Willmore flow with Mugnai's model

The aim of this section is the derivation and the study of the L^2 -gradient flow associated with Mugnai's energy

$$\mathcal{W}_\varepsilon^{\text{Mu}}(u) = \frac{1}{2\varepsilon} \int_\Omega \left| \varepsilon D^2 u - \frac{1}{\varepsilon} W'(u) \frac{\nabla u}{|\nabla u|} \otimes \frac{\nabla u}{|\nabla u|} \right|^2 dx.$$

We will show that the flow is equivalent to the phase field system

$$\begin{cases} \varepsilon^2 \partial_t u = \Delta \mu - \frac{1}{\varepsilon^2} W''(u) \mu + W'(u) \mathcal{B}(u) \\ \mu = \frac{1}{\varepsilon^2} W'(u) - \Delta u, \end{cases} \quad (5)$$

where

$$\mathcal{B}(u) = \operatorname{div} \left(\operatorname{div} \left(\frac{\nabla u}{|\nabla u|} \right) \frac{\nabla u}{|\nabla u|} \right) - \operatorname{div} \left(\nabla \left(\frac{\nabla u}{|\nabla u|} \right) \frac{\nabla u}{|\nabla u|} \right).$$

Note that this system coincides with the classical one, up to the addition of a penalty term $\mathcal{L}(u) = W'(u) \mathcal{B}(u)$.

The well-posedness of the phase field model (5) at fixed parameter ε is open, and requires presumably a regularization of the term $\mathcal{B}(u)$ as done numerically in the next section.

Claim 3.3 *In a suitable regime provided by the method of matched asymptotic expansions, the normal velocity of the $\frac{1}{2}$ -front $\Gamma(t) = \partial E(t)$ associated with a solution $(u_\varepsilon, \mu_\varepsilon)$ to Mugnai's phase field model (5) is*

$$V = \Delta_\Gamma H + \sum_i \kappa_i^3 - \frac{1}{2} \|A\|^2 H.$$

and

$$\begin{cases} u_\varepsilon(x, t) = q\left(\frac{d(x, E(t))}{\varepsilon}\right) + \varepsilon^2 \frac{\|A\|^2}{2} \eta_1\left(\frac{d(x, E(t))}{\varepsilon}\right) + O(\varepsilon^3) \\ \mu_\varepsilon(x, t) = -\varepsilon H q'\left(\frac{d(x, E(t))}{\varepsilon}\right) + \|A\|^2 \varepsilon^2 \eta_2\left(\frac{d(x, E(t))}{\varepsilon}\right) + O(\varepsilon^3), \end{cases}$$

where η_1 and η_2 are profile functions.

Remark 3.4 The front velocity associated with Mugnai's phase field model coincides, up to a multiplicative constant, with the velocity of the L^2 -flow of the squared second fundamental form energy $\int_\Gamma \|A\|^2 d\mathcal{H}^{N-1}$. Indeed, according to [2, Section 5.3], the latter is

$$\tilde{V} = 2\Delta_\Gamma H + 2H\|A\|^2 - H^3 + 6 \sum_{i < j < \ell} \kappa_i \kappa_j \kappa_\ell$$

Observing that $H\|A\|^2 = \sum_i \kappa_i^3 + \sum_{i \neq j} \kappa_i \kappa_j^2$ and

$$H^3 = \sum \kappa_i^3 + 3 \sum_{i \neq j} \kappa_i \kappa_j^2 + 6 \sum_{i < j < \ell} \kappa_i \kappa_j \kappa_\ell,$$

one has

$$H\|A\|^2 - \frac{1}{2}H^3 + 3 \sum_{i < j < \ell} \kappa_i \kappa_j \kappa_\ell = \frac{1}{2} \left(\sum_i \kappa_i^3 - \sum_{i \neq j} \kappa_i \kappa_j^2 \right).$$

Since

$$\sum_i \kappa_i^3 - \frac{1}{2}H\|A\|^2 = \frac{1}{2} \left(\sum_i \kappa_i^3 - \sum_{i \neq j} \kappa_i \kappa_j^2 \right)$$

we finally get that $\tilde{V} = 2V$.

Remark 3.5 It is easily seen that, in dimensions 2 and 3, Mugnai's flow coincides with the Willmore flow. It is obvious in dimension 2, whereas in dimension 3 one has

$$\sum \kappa_i^3 - \frac{1}{2}H\|A\|^2 = \kappa_1^3 + \kappa_2^3 - \frac{1}{2}(k_1 + k_2)(k_1^2 + k_2^2) = \|A\|^2 H - \frac{H^3}{2}.$$

Another explanation involves Gauss-Bonnet Theorem. In Mugnai's model, the energy associated with the squared 2-norm of the second fundamental form prevents from topological changes. By Gauss-Bonnet Theorem, this energy coincides with the Willmore energy up to a topological additive constant, and thus both associated flows coincide.

3.4.1 Derivation of the gradient flow

Proposition 3.6 *The L^2 -gradient flow of Mugnai's model is equivalent to*

$$\begin{cases} \varepsilon^2 \partial_t u &= \Delta \mu - \frac{1}{\varepsilon^2} W''(u) \mu + W'(u) \mathcal{B}(u) \\ \mu &= \frac{1}{\varepsilon^2} W'(u) - \Delta u, \end{cases}$$

where

$$\mathcal{B}(u) = \operatorname{div} \left(\operatorname{div} \left(\frac{\nabla u}{|\nabla u|} \right) \frac{\nabla u}{|\nabla u|} \right) - \operatorname{div} \left(\nabla \left(\frac{\nabla u}{|\nabla u|} \right) \frac{\nabla u}{|\nabla u|} \right).$$

Proof: Let

$$\mathbb{V}(u) = \varepsilon D^2 u - \frac{1}{\varepsilon} W'(u) \frac{\nabla u}{|\nabla u|} \otimes \frac{\nabla u}{|\nabla u|}.$$

The differential of \mathbb{V} in the direction w is

$$\begin{aligned} \mathbb{V}'(u)(w) &= \lim_{t \rightarrow 0} (\mathbb{V}(u + tw) - \mathbb{V}(u)) / t \\ &= \varepsilon D^2 w - \frac{1}{\varepsilon} W''(u) w \frac{\nabla u}{|\nabla u|} \otimes \frac{\nabla u}{|\nabla u|} - \frac{1}{\varepsilon} W'(u) \left(\frac{\nabla u \otimes \nabla w + \nabla w \otimes \nabla u}{|\nabla u|^2} \right) \\ &\quad + \frac{2}{\varepsilon} W'(u) \left(\frac{\nabla u \otimes \nabla u}{|\nabla u|^4} \langle \nabla u, \nabla w \rangle \right) \end{aligned}$$

Denoting $\mathbb{N}(u) = \frac{\nabla u \otimes \nabla u}{|\nabla u|^2}$, we have

$$\begin{aligned} \varepsilon \nabla \mathcal{W}_\varepsilon^{\text{Mu}}(u) &= \varepsilon D^2 : \mathbb{V}(u) - \frac{1}{\varepsilon} W''(u) \mathbb{N}(u) : \mathbb{V}(u) \\ &\quad + \frac{2}{\varepsilon} \operatorname{div} \left(W'(u) \frac{\mathbb{V}(u) \nabla u}{|\nabla u|^2} \right) - \frac{2}{\varepsilon} \operatorname{div} \left(W'(u) (\mathbb{V}(u) : \mathbb{N}(u)) \frac{\nabla u}{|\nabla u|^2} \right), \end{aligned}$$

where $D^2 : \mathbb{V}(u) = \nabla \otimes \nabla : \mathbb{V}(u) = \sum_{ij} \partial_{ij}^2 \mathbb{V}_{ij}(u) = \operatorname{div}(\operatorname{div} \mathbb{V}(u))$ with the same abuse of notation as when one writes $\operatorname{div} w = \nabla \cdot w$. The gradient of $\mathcal{W}_\varepsilon^{\text{Mu}}$ can be also expressed as

$$\begin{aligned} \varepsilon \nabla \mathcal{W}_\varepsilon^{\text{Mu}}(u) &= \varepsilon D^2 : \mathbb{V}(u) - \frac{1}{\varepsilon} W''(u) \mathbb{N}(u) : \mathbb{V}(u) + \\ &\quad \frac{2}{\varepsilon} \operatorname{div} \left(W'(u) \left(\frac{\mathbb{V}(u) \nabla u}{|\nabla u|^2} - \langle \mathbb{V}(u) \nabla u / |\nabla u|^2, \nabla u / |\nabla u| \rangle \frac{\nabla u}{|\nabla u|} \right) \right) \end{aligned}$$

We now give an explicit expression of each previous term.

Evaluation of $\varepsilon D^2 : \mathbb{V}(u)$

For any operator Λ and any real-valued function $u \mapsto \rho(u)$, we have

$$D^2 : (\rho(u)\Lambda(u)) = \Lambda(u) : D^2\rho(u) + 2 \langle \nabla\rho(u), \operatorname{div}(\Lambda(u)) \rangle + \rho(u)D^2 : \Lambda(u).$$

In particular, applying to $\Lambda(u) = \mathbb{V}(u)$

$$\begin{aligned} \varepsilon D^2 : \mathbb{V}(u) &= \varepsilon^2 D^2 : D^2u - D^2 : (W'(u)\mathbb{N}(u)) \\ &= \varepsilon^2 \Delta^2 u - \left(W'(u)D^2 : \mathbb{N}(u) + 2W''(u) \langle \nabla u, \operatorname{div}(\mathbb{N}(u)) \rangle + (D^2(W'(u))) : \mathbb{N}(u) \right). \end{aligned}$$

The last term reads as follows

$$\begin{aligned} D^2(W'(u)) : \mathbb{N}(u) &= \left(W^{(3)}(u)\nabla u \otimes \nabla u + W''(u)\nabla^2 u \right) : \mathbb{N}(u) \\ &= W^{(3)}(u)|\nabla u|^2 + W''(u) \frac{\langle D^2u\nabla u, \nabla u \rangle}{|\nabla u|^2} \\ &= \Delta(W'(u)) - W''(u) \left(\Delta u - \frac{\langle D^2u\nabla u, \nabla u \rangle}{|\nabla u|^2} \right), \end{aligned}$$

where we used

$$\Delta W'(u) = W''(u)\Delta u + W^{(3)}(u)|\nabla u|^2.$$

Recalling that for all vector fields w_1, w_2 ,

$$\operatorname{div}(w_1 \otimes w_2) = \operatorname{div}(w_2)w_1 + (\nabla w_1)w_2,$$

and applying to the estimation of $\operatorname{div}(\mathbb{N}(u))$, one gets that

$$\operatorname{div}(\mathbb{N}(u)) = \operatorname{div} \left(\frac{\nabla u}{|\nabla u|} \right) \frac{\nabla u}{|\nabla u|} + \nabla \left(\frac{\nabla u}{|\nabla u|} \right) \frac{\nabla u}{|\nabla u|}.$$

Note that

$$\left[\nabla \left(\frac{\nabla u}{|\nabla u|} \right) \frac{\nabla u}{|\nabla u|} \right] \cdot \nabla u = \left[\frac{D^2u\nabla u}{|\nabla u|^2} - \frac{\langle D^2u\nabla u, \nabla u \rangle}{|\nabla u|^2} \frac{\nabla u}{|\nabla u|} \right] \cdot \nabla u = 0.$$

Therefore

$$2W''(u) \langle \nabla u, \operatorname{div}(\mathbb{N}(u)) \rangle = 2W''(u)|\nabla u| \operatorname{div} \left(\frac{\nabla u}{|\nabla u|} \right) = 2W''(u) \left(\Delta u - \frac{\langle D^2u\nabla u, \nabla u \rangle}{|\nabla u|^2} \right)$$

Lastly,

$$\begin{aligned} W'(u)D^2 : \mathbb{N}(u) &= W'(u) \operatorname{div}(\operatorname{div}(\mathbb{N}(u))) \\ &= W'(u) \operatorname{div} \left(\operatorname{div} \left(\frac{\nabla u}{|\nabla u|} \right) \frac{\nabla u}{|\nabla u|} + \nabla \left(\frac{\nabla u}{|\nabla u|} \right) \frac{\nabla u}{|\nabla u|} \right) \\ &= W'(u) \left[\operatorname{div} \left(\operatorname{div} \left(\frac{\nabla u}{|\nabla u|} \right) \frac{\nabla u}{|\nabla u|} \right) + \operatorname{div} \left(\nabla \left(\frac{\nabla u}{|\nabla u|} \right) \frac{\nabla u}{|\nabla u|} \right) \right] \end{aligned}$$

therefore

$$\begin{aligned} \varepsilon D^2 : \mathbb{V}(u) &= \varepsilon^2 \Delta^2 u - \Delta W'(u) - W''(u) \left(\Delta u - \frac{\langle D^2u\nabla u, \nabla u \rangle}{|\nabla u|^2} \right) \\ &\quad - W'(u) \left[\operatorname{div} \left(\operatorname{div} \left(\frac{\nabla u}{|\nabla u|} \right) \frac{\nabla u}{|\nabla u|} \right) + \operatorname{div} \left(\nabla \left(\frac{\nabla u}{|\nabla u|} \right) \frac{\nabla u}{|\nabla u|} \right) \right]. \end{aligned}$$

Sum of the first two terms of $\varepsilon \nabla \mathcal{W}_\varepsilon^{\text{Mu}}(u)$

Let $I_1 = \varepsilon D^2 : \mathbb{V}(u) - \frac{1}{\varepsilon} W''(u) \mathbb{N}(u) : \mathbb{V}(u)$. Remark that

$$\begin{aligned} \frac{1}{\varepsilon} W''(u) \mathbb{N}(u) : \mathbb{V}(u) &= \frac{1}{\varepsilon} W''(u) \mathbb{N}(u) : \left(\varepsilon D^2 u - \frac{1}{\varepsilon} W'(u) \mathbb{N}(u) \right) \\ &= W''(u) \left(\frac{\langle D^2 u \nabla u, \nabla u \rangle}{|\nabla u|^2} - \frac{1}{\varepsilon^2} W'(u) \right) \\ &= W''(u) \left(\Delta u - \frac{1}{\varepsilon^2} W'(u) \right) - W''(u) \left(\Delta u - \frac{\langle \nabla^2 u \nabla u, \nabla u \rangle}{|\nabla u|^2} \right) \end{aligned}$$

Combining with the previous estimation of $\varepsilon D^2 : \mathbb{V}(u)$, we obtain

$$\begin{aligned} I_1 &= \varepsilon D^2 : \mathbb{V}(u) - \frac{1}{\varepsilon} W''(u) \mathbb{N}(u) : \mathbb{V}(u) \\ &= \varepsilon \Delta \left[\varepsilon \Delta u - \frac{1}{\varepsilon} W'(u) \right] - \frac{1}{\varepsilon} W''(u) \left[\varepsilon \Delta u - \frac{1}{\varepsilon} W'(u) \right] \\ &\quad - W'(u) \left[\operatorname{div} \left(\operatorname{div} \left(\frac{\nabla u}{|\nabla u|} \right) \frac{\nabla u}{|\nabla u|} \right) + \operatorname{div} \left(\nabla \left(\frac{\nabla u}{|\nabla u|} \right) \frac{\nabla u}{|\nabla u|} \right) \right]. \end{aligned}$$

Estimation of the divergence term

Let $I_2 = \frac{2}{\varepsilon} \operatorname{div} W'(u) \left(\frac{\mathbb{V}(u) \nabla u}{|\nabla u|^2} - W'(u) (\mathbb{V}(u) : \mathbb{N}) \frac{\nabla u}{|\nabla u|^2} \right)$. On the one hand, with

$$\mathbb{V}(u) \frac{\nabla u}{|\nabla u|^2} = \varepsilon D^2 u \frac{\nabla u}{|\nabla u|^2} - \frac{1}{\varepsilon} W'(u) \frac{\nabla u}{|\nabla u|^2},$$

we see that

$$\begin{aligned} \operatorname{div} \left(W'(u) \mathbb{V}(u) \frac{\nabla u}{|\nabla u|^2} \right) &= W'(u) \left[\varepsilon \operatorname{div} \left(\frac{D^2 u \nabla u}{|\nabla u|^2} \right) - \frac{1}{\varepsilon} \operatorname{div} \left(W'(u) \frac{\nabla u}{|\nabla u|^2} \right) \right] \\ &\quad + W''(u) \left(\varepsilon \frac{\langle D^2 u \nabla u, \nabla u \rangle}{|\nabla u|^2} - \frac{1}{\varepsilon} W'(u) \right) \end{aligned}$$

On the other hand,

$$W'(u) (\mathbb{V}(u) : \mathbb{N}) \frac{\nabla u}{|\nabla u|^2} = W'(u) \left(\varepsilon \frac{\langle D^2 u \nabla u, \nabla u \rangle}{|\nabla u|^2} \frac{\nabla u}{|\nabla u|^2} - \frac{1}{\varepsilon} W'(u) \frac{\nabla u}{|\nabla u|^2} \right)$$

and

$$\begin{aligned} \operatorname{div} \left(W'(u) (\mathbb{V}(u) : \mathbb{N}) \frac{\nabla u}{|\nabla u|^2} \right) &= W''(u) \left[\varepsilon \frac{\langle D^2 u \nabla u, \nabla u \rangle}{|\nabla u|^2} - \frac{1}{\varepsilon} W'(u) \right] \\ &\quad + W'(u) \operatorname{div} \left[\varepsilon \frac{\langle D^2 u \nabla u, \nabla u \rangle}{|\nabla u|^2} \frac{\nabla u}{|\nabla u|^2} - \frac{1}{\varepsilon} W'(u) \frac{\nabla u}{|\nabla u|^2} \right]. \end{aligned}$$

Finally,

$$\begin{aligned} I_2 &= 2W'(u) \operatorname{div} \left(\frac{D^2 u \nabla u}{|\nabla u|^2} - \frac{\langle D^2 u \nabla u, \nabla u \rangle}{|\nabla u|^2} \frac{\nabla u}{|\nabla u|^2} \right) \\ &= 2W'(u) \operatorname{div} \left(\nabla \left(\frac{\nabla u}{|\nabla u|} \right) \frac{\nabla u}{|\nabla u|} \right) \end{aligned}$$

Evaluation of the energy gradient

$$\begin{aligned}\varepsilon \nabla \mathcal{W}_\varepsilon^{\text{Mu}}(u) &= I_1 + I_2 \\ &= \varepsilon \Delta \mu - \frac{1}{\varepsilon} W''(u) \mu - W'(u) \left[\operatorname{div} \left(\operatorname{div} \left(\frac{\nabla u}{|\nabla u|} \right) \frac{\nabla u}{|\nabla u|} \right) - \operatorname{div} \left(\nabla \left(\frac{\nabla u}{|\nabla u|} \right) \frac{\nabla u}{|\nabla u|} \right) \right],\end{aligned}$$

where

$$\mu = \varepsilon \Delta u - \frac{1}{\varepsilon} W'(u).$$

whence the L^2 -gradient flow associated with Mugnai's model follows. \square

3.4.2 Formal asymptotic expansions

We apply in this section the formal method of matched asymptotic expansions to the solution $(u_\varepsilon, \mu_\varepsilon)$ of (5)

$$\begin{cases} \varepsilon^2 \partial_t u = \Delta \mu - \frac{1}{\varepsilon^2} W''(u) \mu + W'(u) \mathcal{B}(u) \\ \mu = W'(u) - \varepsilon^2 \Delta u. \end{cases}$$

Again, we assume without loss of generality that the isolevel set $\Gamma(t) = \{u_\varepsilon = \frac{1}{2}\}$ is a smooth $n-1$ dimensional boundary $\Gamma(t) = \partial E(t) = \partial\{x \in \mathbb{R}^d; u_\varepsilon(x, t) \geq 1/2\}$. In addition, we assume that there exist outer expansions of u_ε and μ_ε far from the front Γ of the form

$$\begin{cases} u_\varepsilon(x, t) = u_0(x, t) + \varepsilon u_1(x, t) + \varepsilon^2 u_2(x, t) + O(\varepsilon^3) \\ \mu_\varepsilon(x, t) = \mu_0(x, t) + \varepsilon \mu_1(x, t) + \varepsilon^2 \mu_2(x, t) + O(\varepsilon^3) \end{cases}$$

Considering the stretched variable $z = \frac{d(x, t)}{\varepsilon}$ on a small neighborhood of Γ , we also look for inner expansions of $u_\varepsilon(x, t)$ and $\mu_\varepsilon(x, t)$ of the form

$$\begin{cases} u_\varepsilon(x, t) = U(z, x, t) = U_0(z, x, t) + \varepsilon U_1(z, x, t) + \varepsilon^2 U_2(z, x, t) + O(\varepsilon^3) \\ \mu_\varepsilon(x, t) = W(z, x, t) = W_0(z, x, t) + \varepsilon W_1(z, x, t) + \varepsilon^2 W_2(z, x, t) + O(\varepsilon^3) \end{cases}$$

As before, we define a unit normal m to Γ and the normal velocity V to the front as

$$V = -\partial_t d(x, t), \quad m = \nabla d(x, t), \quad x \in \Gamma.$$

Let us now expand u_ε and μ_ε .

Outer expansion: Analogously to [56], we obtain

$$u_0(x, t) = \begin{cases} 1 & \text{if } x \in E(t) \\ 0 & \text{otherwise} \end{cases}, \quad \text{and} \quad u_1 = u_2 = u_3 = \mu_0 = \mu_1 = \mu_2 = 0.$$

Matching conditions: The matching conditions (see [56] for more details) imply in particular that

$$\lim_{z \rightarrow +\infty} U_0(z, x, t) = 0, \quad \lim_{z \rightarrow -\infty} U_0(z, x, t) = 1, \quad \lim_{z \rightarrow \pm\infty} U_1(z, x, t) = 0 \quad \text{and} \quad \lim_{z \rightarrow \pm\infty} U_2(z, x, t) = 0$$

and

$$\lim_{z \rightarrow \pm\infty} W_0(z, x, t) = 0, \quad \lim_{z \rightarrow \pm\infty} W_1(z, x, t) = 0 \quad \text{and} \quad \lim_{z \rightarrow \pm\infty} W_2(z, x, t) = 0$$

Penalization term $\mathcal{B}(u)$: With

$$\frac{\nabla u}{|\nabla u|} = \frac{m - \varepsilon \nabla_x U / \partial_z U}{\sqrt{1 + \varepsilon^2 |\nabla_x U|^2 / (\partial_z U)^2}},$$

and using $\nabla_x U \cdot m = 0$, it follows that

$$\begin{aligned} \mathcal{B}(u) &= \left[\operatorname{div} \left(\operatorname{div} \left(\frac{\nabla u}{|\nabla u|} \right) \frac{\nabla u}{|\nabla u|} \right) - \operatorname{div} \left(\nabla \left(\frac{\nabla u}{|\nabla u|} \right) \frac{\nabla u}{|\nabla u|} \right) \right] \\ &= \operatorname{div} (\Delta d \nabla d) - \operatorname{div} (\nabla^2 d \nabla d) + O(\varepsilon) = \left(\sum_i \frac{\kappa_i(\pi(x))}{1 + z \varepsilon \kappa_i(\pi(x))} \right)^2 - \sum_i \frac{\kappa_i(\pi(x))^2}{(1 + z \varepsilon \kappa_i(\pi(x)))^2} + O(\varepsilon) \\ &= (H^2 - \|A\|^2) + O(\varepsilon). \end{aligned}$$

Inner expansion: We can derive the asymptotics of the second equation of the system (5)

$$\mu = W'(u) - \varepsilon^2 \Delta u$$

as follows

$$\begin{cases} W_0 = W'(U_0) - \partial_z^2 U_0 \\ W_1 = W''(U_0) U_1 - \partial_z^2 U_1 - \kappa \partial_z U_0 \\ W_2 = W''(U_0) U_2 - \partial_z^2 U_2 + \frac{1}{2} W^{(3)}(U_0) U_1^2 - H \partial_z U_1 + z \|A\|^2 \partial_z U_0 - \Delta_x U_0, \end{cases}$$

As for the first equation

$$\varepsilon^2 \partial_t u = \Delta \mu - \frac{1}{\varepsilon^2} W''(u) \mu + W'(u) \mathcal{B}(u)$$

therefore

$$\begin{cases} 0 = \partial_z^2 W_0 - W''(U_0) W_0, \\ 0 = \partial_z^2 W_1 + H \partial_z W_0 - \left(W''(U_0) W_1 + W^{(3)}(U_0) U_1 W_0 \right), \end{cases}$$

and

$$\begin{aligned} 0 &= \partial_z^2 W_2 + H \partial_z \tilde{\mu}_1 - \|A\|^2 z \partial_z W_0 + \Delta_x W_0 + W'(U_0) (H^2 - \|A\|^2) \\ &\quad - \left(W''(U_0) W_2 + W^{(3)}(U_0) U_1 W_1 + W^{(3)}(U_0) U_2 W_0 + \frac{1}{2} W^{(4)}(U_0) U_1^2 W_0 \right) \end{aligned}$$

First order:

The two following equations

$$\partial_z^2 W_0 - W''(U_0) W_0 = 0, \quad \text{and} \quad W_0 = W'(U_0) - \partial_z^2 U_0,$$

associated with the boundary conditions

$$\lim_{z \rightarrow -\infty} U_0(z, x, t) = 1, \quad \lim_{z \rightarrow +\infty} U_0(z, x, t) = 0, \quad \text{and} \quad \lim_{z \rightarrow \pm\infty} W_0(z, x, t) = 0,$$

admit as solution pair

$$U_0(z, x) = q(z), \quad \text{and} \quad W_0 = 0.$$

Second order:

The second order gives

$$\partial_z^2 W_1 - W''(q) W_1 = 0, \quad W_1 = W''(q) U_1 - \partial_z^2 U_1 - H q'(z),$$

which has the solution

$$U_1 = 0, \quad \text{and} \quad W_1 = -H q'(z).$$

Third order:

Using $U_0 = q$, $W_0 = U_1 = 0$ and $W_1 = -Hq'$, the first equation can be rewritten as

$$\begin{aligned}\partial_z^2 W_2 - W''(q)W_2 &= -H\partial_z W_1 - (H^2 - \|A\|^2)W'(q) \\ &= H^2 q''(z) - (H^2 - \|A\|^2)q''(z) = \|A\|^2 q''(z),\end{aligned}$$

and implies that

$$W_2 = \|A\|^2 \eta_2(z) + c(x, t)q'(z),$$

where η_2 is defined as the solution of

$$\eta_2''(z) - W''(q(z))\eta_2(z) = q''(z), \quad \text{with} \quad \lim_{z \rightarrow \pm\infty} \eta_2(z) = 0.$$

Remark that η_2 can be expressed as

$$\eta_2(z) = \frac{1}{2}zq'(z).$$

Note that the second equation also reads as

$$\partial_z^2 U_2 - W''(q)U_2 = z\|A\|^2 q'(z) - W_2 = \frac{1}{2}z\|A\|^2 q'(z) - c(x, t)q'(z).$$

In particular, multiplying by q' and integrating over \mathbb{R} in z shows that $c(x, t) = 0$. We then deduce that

$$U_2 = \frac{1}{2}\|A\|^2 \eta_1(z),$$

where η_1 is defined as the solution of

$$\eta_1''(s) - W''(q(s))\eta_1(s) = sq'(s), \quad \text{with} \quad \lim_{s \rightarrow \pm\infty} \eta_1(s) = 0.$$

In conclusion, we have

$$W_2 = \frac{1}{2}\|A\|^2 zq'(z) \quad \text{and} \quad U_2 = \frac{1}{2}\|A\|^2 \eta_1(z).$$

Fourth order and estimation of the velocity V :

We can now explicit the term of order 1 in ε of $\mathcal{B}(u)$. Indeed we have $U(z, x, t) = q(z) + O(\varepsilon^2)$, and as $\nabla_x q(z) = 0$, we have

$$\begin{aligned}\mathcal{B}(u) &= \left[\operatorname{div} \left(\operatorname{div} \left(\frac{\nabla u}{|\nabla u|} \right) \frac{\nabla u}{|\nabla u|} \right) - \operatorname{div} \left(\nabla \left(\frac{\nabla u}{|\nabla u|} \right) \frac{\nabla u}{|\nabla u|} \right) \right] \\ &= \operatorname{div}(\Delta d \nabla d) - \operatorname{div}(\nabla^2 d \nabla d) + O(\varepsilon^2) = \left(\sum_i \frac{\kappa_i(\pi(x))}{1 - z\varepsilon\kappa_i(\pi(x))} \right)^2 - \sum_i \frac{\kappa_i(\pi(x))^2}{(1 - z\varepsilon\kappa_i(\pi(x)))^2} + O(\varepsilon^2) \\ &= (H^2 - \|A\|^2) - \varepsilon 2z (H\|A\|^2 - \Theta^3) + O(\varepsilon^2),\end{aligned}$$

where $\Theta^3 = \sum_i k_i(\pi(x))^3$.

The fourth order of the first equation now reads

$$\begin{aligned}-Vq' &= \left[\partial_z^2 W_3 - W''(q)W_3 \right] - W^{(3)}(q)U_2W_1 + (H\partial_z W_2 - \|A\|^2 z\partial_z W_1) + \Delta_x W_1 - zW'(q)2(H\|A\|^2 - \Theta^3) \\ &= \left[\partial_z^2 W_3 - W''(q)W_3 \right] + \frac{1}{2}W^{(3)}(q)H\|A\|^2 \eta_1 q' + \frac{1}{2}\|A\|^2 H(3zq'' + q') - (\Delta_\Gamma H)q' - 2(H\|A\|^2 - \Theta^3)zq'' \\ &= \left[\partial_z^2 W_3 - W''(q)W_3 \right] + \frac{1}{2}W^{(3)}(q)H\|A\|^2 \eta_1 q' + \left(-\frac{1}{2}\|A\|^2 H + 2B^3 \right)zq'' + \frac{1}{2}\|A\|^2 Hq' - (\Delta_\Gamma H)q'\end{aligned}$$

Multiplying by q' and integrating over \mathbb{R} leads to

$$V = -\frac{1}{S} \left[\left(\frac{1}{2} \|A\|^2 HS + \left(-\frac{1}{2} \|A\|^2 H + 2\Theta^3 \right) \int_{\mathbb{R}} zq''q'dz + \frac{1}{2} \|A\|^2 H \int_{\mathbb{R}} W^{(3)}(q)\eta_1(q')^2 dz \right) - \Delta_{\Gamma} HS \right],$$

where $S = \int_{\mathbb{R}} q'(z)^2 dz$.

Remark also that

$$\int_{\mathbb{R}} zq''q'dz = \frac{1}{2} \int_{\mathbb{R}} z((q')^2)' dz = -\frac{1}{2} \int_{\mathbb{R}} (q')^2 dz = -\frac{1}{2} S.$$

Moreover, recall that η_1 satisfies

$$\begin{cases} \eta_1'' - W''(q)\eta_1 = zq' \\ \eta_1''' - W''(q)\eta_1' - W^{(3)}(q)q'\eta_1 = (zq')', \end{cases}$$

then we have

$$\int_{\mathbb{R}} W^{(3)}(q)\eta_1(q')^2 dz = \int_{\mathbb{R}} (\eta_1''' - W''(q)\eta_1') q' dz - \int_{\mathbb{R}} (zq')' q' dz = -\frac{1}{2} S,$$

and we conclude that

$$V = \Delta_{\Gamma} H + \Theta^3 - \frac{1}{2} \|A\|^2 H.$$

3.5 Approximating the Willmore flow with Esedoglu-Rätz-Röger's energy

We now consider the following variant of the Esedoglu-Rätz-Röger's energy, which we introduced in Section 2.4.3

$$\mathcal{W}_{\varepsilon}^{\text{EsRäRö}}(u) = \frac{1}{2\varepsilon} \int_{\Omega} \left(\varepsilon \Delta u - \frac{W'(u)}{\varepsilon} \right)^2 dx + \beta J_{\varepsilon}(u)$$

where the penalization term $J_{\varepsilon}(u)$ reads

$$J_{\varepsilon}(u) = \frac{1}{\varepsilon^{1+\alpha}} \int_{\Omega} \left(\varepsilon \nabla^2 u : \mathbb{N}(u) - \frac{W'(u)}{\varepsilon} \right)^2 dx, \quad \text{and} \quad \mathbb{N}(u) = \frac{\nabla u}{|\nabla u|} \otimes \frac{\nabla u}{|\nabla u|}.$$

The aim of this section is to derive and study the PDE obtained as the L^2 -gradient flow of $\mathcal{W}_{\varepsilon}^{\text{EsRäRö}}(u)$. We will show that the flow is equivalent to the phase field system

$$\begin{cases} \varepsilon^2 \partial_t u = \Delta \mu - \frac{1}{\varepsilon^2} W''(u) \mu - \beta \tilde{L}(u) \\ \mu = W'(u) - \varepsilon^2 \Delta u. \\ \tilde{\xi}_{\varepsilon} = \varepsilon \nabla^2 u : \mathbb{N}(u) - \frac{W'(u)}{\varepsilon} \\ \tilde{L}(u) = 2\varepsilon^{1-\alpha} \left[\left(\mathbb{N}(u) : \nabla^2 \tilde{\xi}_{\varepsilon} - \frac{1}{\varepsilon^2} W''(u) \tilde{\xi}_{\varepsilon} \right) + 2 \left(\operatorname{div} \left(\frac{\nabla u}{|\nabla u|} \right) \frac{\nabla u}{|\nabla u|} \right) \cdot \nabla \tilde{\xi}_{\varepsilon} + \mathcal{B}(u) \tilde{\xi}_{\varepsilon} \right] \\ \mathcal{B}(u) = \operatorname{div} \left(\operatorname{div} \left(\frac{\nabla u}{|\nabla u|} \right) \frac{\nabla u}{|\nabla u|} \right) - \operatorname{div} \left(\nabla \left(\frac{\nabla u}{|\nabla u|} \right) \frac{\nabla u}{|\nabla u|} \right) \end{cases} \quad (6)$$

Note that this system coincides with the classical one, up to the addition of a penalty term $-\beta \tilde{L}(u)$.

The well-posedness of the phase field model (6) at fixed parameter ε is open, and requires presumably a regularization as done numerically in [41].

By formal arguments involving matched asymptotic expansions again, we will show that this approximating flow is expected to converge, as ε goes to zero, to the Willmore flow in dimension $N \geq 2$, at least whenever $\alpha = 0$ or $\alpha = 1$. More precisely we will show the

Claim 3.7 In a suitable regime provided by the method of matched asymptotic expansions, the normal velocity of the $\frac{1}{2}$ -front $\Gamma(t) = \partial E(t)$ associated with a solution $(u_\varepsilon^\alpha, \mu_\varepsilon^\alpha, \zeta_\varepsilon^\alpha)$ to Esedoglu-Rätz-Röger's phase field model (6) in both cases $\alpha = 0$ and $\alpha = 1$ is the Willmore velocity

$$V = \Delta_\Gamma H + \|A\|^2 H - \frac{H^3}{2}.$$

In addition, for $\alpha = 0$:

$$\begin{cases} u_\varepsilon^0(x, t) = q\left(\frac{d(x, E(t))}{\varepsilon}\right) + \varepsilon^2 \frac{\|A\|^2 - H^2}{1+2\beta} \eta_1\left(\frac{d(x, E(t))}{\varepsilon}\right) + O(\varepsilon^3) \\ \mu_\varepsilon^0(x, t) = -\varepsilon H q'\left(\frac{d(x, E(t))}{\varepsilon}\right) + \varepsilon^2 \left(H^2 - 2\beta \left[\frac{2\|A\|^2 - H^2}{1+2\beta}\right]\right) \eta_2\left(\frac{d(x, E(t))}{\varepsilon}\right) + O(\varepsilon^3), \\ \zeta_\varepsilon^0(x, t) = \varepsilon \left(\frac{2\|A\|^2 - H^2}{1+2\beta}\right) \eta_2\left(\frac{d(x, E(t))}{\varepsilon}\right) + O(\varepsilon^2) \end{cases}$$

where $\eta_2(z) = zq'(z)$ is a profile function. For $\alpha = 1$:

$$\begin{cases} u_\varepsilon^1(x, t) = q\left(\frac{d(x, E(t))}{\varepsilon}\right) + O(\varepsilon^3) \\ \mu_\varepsilon^1(x, t) = -\varepsilon H q'\left(\frac{d(x, E(t))}{\varepsilon}\right) + 2\varepsilon^2 \|A\|^2 \eta_2\left(\frac{d(x, E(t))}{\varepsilon}\right) + O(\varepsilon^3), \\ \zeta_\varepsilon^1(x, t) = \varepsilon^2 \frac{(2\|A\|^2 - H^2)}{4\beta} \eta_2\left(\frac{d(x, E(t))}{\varepsilon}\right) + O(\varepsilon^3) \end{cases}$$

Remark 3.8 The previous claim gives indications on the design of a numerical scheme for simulating the Esedoglu-Rätz-Röger's flow in the cases $\alpha = 0, 1$. Clearly, the flow acts at the second order for u in the case $\alpha = 0$, and not less than at the third order (at least) whenever $\alpha = 1$. This implies that capturing with accuracy the motion of the interface should be much more delicate when $\alpha = 1$.

3.5.1 Derivation of the L^2 -gradient flow of $\mathcal{W}_\varepsilon^{\text{EsR}\ddot{a}\text{R}\ddot{o}\text{g}\ddot{e}\text{r}}(u)$

Proposition 3.9 The L^2 -gradient flow of Esedoglu-Rätz-Röger's model is equivalent to

$$\begin{cases} \varepsilon^2 \partial_t u &= \Delta \mu - \frac{1}{\varepsilon^2} W''(u) \mu - \beta \tilde{L}(u) \\ \mu &= W'(u) - \varepsilon^2 \Delta u. \\ \zeta_\varepsilon &= \varepsilon \nabla^2 u : \mathbb{N}(u) - \frac{W'(u)}{\varepsilon} \\ \tilde{L}(u) &= 2\varepsilon^{1-\alpha} \left[\mathbb{N}(u) : \nabla^2 \zeta_\varepsilon - \frac{1}{\varepsilon^2} W''(u) \zeta_\varepsilon \right] + 2 \left(\operatorname{div} \left(\frac{\nabla u}{|\nabla u|} \right) \frac{\nabla u}{|\nabla u|} \right) \cdot \nabla \zeta_\varepsilon + \mathcal{B}(u) \zeta_\varepsilon \\ \mathcal{B}(u) &= \operatorname{div} \left(\operatorname{div} \left(\frac{\nabla u}{|\nabla u|} \right) \frac{\nabla u}{|\nabla u|} \right) - \operatorname{div} \left(\nabla \left(\frac{\nabla u}{|\nabla u|} \right) \frac{\nabla u}{|\nabla u|} \right) \end{cases}$$

Proof: Since

$$\zeta_\varepsilon(u) = \varepsilon \nabla^2 u : \mathbb{N}(u) - \frac{W'(u)}{\varepsilon} = \varepsilon \left(\nabla^2 u \frac{\nabla u}{|\nabla u|} \right) \cdot \frac{\nabla u}{|\nabla u|} - \frac{1}{\varepsilon} W'(u),$$

one has that

$$\zeta_\varepsilon'(u)(w) = \varepsilon \left(\nabla^2 w : \mathbb{N}(u) + 2 \frac{\nabla^2 u : \nabla w \otimes \nabla u}{|\nabla u|^2} - 2 \nabla^2 u : \mathbb{N}(u) \frac{\nabla u \cdot \nabla w}{|\nabla u|^2} \right) - \frac{1}{\varepsilon} W''(u) w.$$

The gradient of $J_\varepsilon(u)$ follows, recalling that $P^u = I_d - \mathbb{N}(u)$:

$$\begin{aligned} \nabla J_\varepsilon(u) &= \frac{2}{\varepsilon^\alpha} \left[\nabla^2 : [\mathbb{N}(u) \zeta_\varepsilon] - \frac{1}{\varepsilon^2} W''(u) \zeta_\varepsilon - 2 \operatorname{div} \left(\frac{\zeta_\varepsilon(u) \nabla^2 u \nabla u}{|\nabla u|^2} \right) + 2 \operatorname{div} \left(\frac{\nabla^2 u : \mathbb{N}(u) \zeta_\varepsilon \nabla u}{|\nabla u|^2} \right) \right] \\ &= \frac{2}{\varepsilon^\alpha} \left[\nabla^2 : [\mathbb{N}(u) \zeta_\varepsilon] - \frac{1}{\varepsilon^2} W''(u) \zeta_\varepsilon - 2 \operatorname{div} \left(\frac{\zeta_\varepsilon(u) P^u \nabla^2 u \nabla u}{|\nabla u|^2} \right) \right] \end{aligned}$$

More precisely, using

$$\nabla^2 : [\mathbb{N}(u) \zeta_\varepsilon] = (\nabla^2 : \mathbb{N}(u)) \zeta_\varepsilon + 2 \operatorname{div}(\mathbb{N}(u)) \cdot \nabla \zeta_\varepsilon + \mathbb{N}(u) : \nabla^2 \zeta_\varepsilon,$$

$$\begin{aligned}
\operatorname{div}(\mathbb{N}(u)) &= \left(\operatorname{div} \left(\frac{\nabla u}{|\nabla u|} \right) \frac{\nabla u}{|\nabla u|} + \nabla \left[\frac{\nabla u}{|\nabla u|} \right] \frac{\nabla u}{|\nabla u|} \right) \\
&= \left(\operatorname{div} \left(\frac{\nabla u}{|\nabla u|} \right) \frac{\nabla u}{|\nabla u|} + \frac{P^u \nabla^2 u \nabla u}{|\nabla u|^2} \right)
\end{aligned}$$

and

$$(\nabla^2 : \mathbb{N}(u)) = \operatorname{div}(\operatorname{div} \mathbb{N}(u)) = \operatorname{div} \left(\operatorname{div} \left(\frac{\nabla u}{|\nabla u|} \right) \frac{\nabla u}{|\nabla u|} + \frac{P^u \nabla^2 u \nabla u}{|\nabla u|^2} \right),$$

one gets

$$\nabla J_\varepsilon(u) = \frac{2}{\varepsilon^\alpha} \left[\left(\mathbb{N}(u) : \nabla^2 \tilde{\zeta}_\varepsilon - \frac{1}{\varepsilon^2} W''(u) \tilde{\zeta}_\varepsilon \right) + 2 \left(\operatorname{div} \left(\frac{\nabla u}{|\nabla u|} \right) \frac{\nabla u}{|\nabla u|} \right) \cdot \nabla \tilde{\zeta}_\varepsilon + \mathcal{B}(u) \tilde{\zeta}_\varepsilon \right].$$

from which the L^2 -gradient flow of Esedoglu-Rätz-Röger's 's model follows. \square

3.5.2 Asymptotic analysis

In this section, we perform the formal method of matched asymptotic expansions to the system solution $(u_\varepsilon, \mu_\varepsilon, \tilde{\zeta}_\varepsilon)$ of

$$\begin{cases} \varepsilon^2 \partial_t u = \Delta \mu - \frac{1}{\varepsilon^2} W''(u) \mu - \beta \tilde{L}(u) \\ \mu = W'(u) - \varepsilon^2 \Delta u. \\ \tilde{\zeta}_\varepsilon = \varepsilon \nabla^2 u : \mathbb{N}(u) - \frac{W'(u)}{\varepsilon} \\ \tilde{L}(u) = 2\varepsilon^{1-\alpha} \left[\left(\mathbb{N}(u) : \nabla^2 \tilde{\zeta}_\varepsilon - \frac{1}{\varepsilon^2} W''(u) \tilde{\zeta}_\varepsilon \right) + 2 \left(\operatorname{div} \left(\frac{\nabla u}{|\nabla u|} \right) \frac{\nabla u}{|\nabla u|} \right) \cdot \nabla \tilde{\zeta}_\varepsilon + \mathcal{B}(u) \tilde{\zeta}_\varepsilon \right], \end{cases}$$

in both cases $\alpha = 0$ and $\alpha = 1$.

As previously, we assume that the $1/2$ -isolevel set of u_ε is a smooth $(n-1)$ -dimensional interfaces $\Gamma(t)$ defined as the boundary of a set $E(t) = \{x \in \mathbb{R}^d; u_\varepsilon(x, t) \geq 1/2\}$.

We assume that there exist outer expansions of $u_\varepsilon, \mu_\varepsilon$ and $\tilde{\zeta}_\varepsilon$ far from the front Γ of the form

$$\begin{cases} u_\varepsilon(x, t) = u_0(x, t) + \varepsilon u_1(x, t) + \varepsilon^2 u_2(x, t) + O(\varepsilon^3) \\ \mu_\varepsilon(x, t) = \mu_0(x, t) + \varepsilon \mu_1(x, t) + \varepsilon^2 \mu_2(x, t) + O(\varepsilon^3) \\ \tilde{\zeta}_\varepsilon(x, t) = \frac{1}{\varepsilon} \tilde{\zeta}_{-1}(x, t) + \tilde{\zeta}_0(x, t) + \varepsilon \tilde{\zeta}_1(x, t) + \varepsilon^2 \tilde{\zeta}_2(x, t) + O(\varepsilon^3) \end{cases}$$

Considering the stretched variable $z = \frac{d(x, t)}{\varepsilon}$ on a small neighborhood of Γ , we also look for inner expansions of $u_\varepsilon(x, t), \mu_\varepsilon(x, t)$ and $\tilde{\zeta}_\varepsilon(x, t)$ of the form

$$\begin{cases} u_\varepsilon(x, t) = U(z, x, t) = U_0(z, x, t) + \varepsilon U_1(z, x, t) + \varepsilon^2 U_2(z, x, t) + O(\varepsilon^3) \\ \mu_\varepsilon(x, t) = W(z, x, t) = W_0(z, x, t) + \varepsilon W_1(z, x, t) + \varepsilon^2 W_2(z, x, t) + O(\varepsilon^3) \\ \tilde{\zeta}_\varepsilon(x, t) = \Phi(z, x, t) = \varepsilon^{-1} \Phi_{-1}(z, x, t) + \Phi_0(z, x, t) + \varepsilon \Phi_1(z, x, t) + \varepsilon^2 \Phi_2(z, x, t) + O(\varepsilon^3) \end{cases}$$

In particular, remark that the third equation of (6) yields

$$\Phi(z, x, t) = \frac{1}{\varepsilon} \left(\frac{\partial_{zz}^2 U}{\left(1 + \varepsilon^2 \frac{|\nabla_x U|^2}{(\partial_z U)^2}\right)} - W'(U) \right) + \varepsilon \left(\frac{\partial_z (|\nabla_x U|^2)}{\partial_z U} \right) \left(1 + \varepsilon^2 \frac{|\nabla_x U|^2}{(\partial_z U)^2} \right)^{-1}.$$

As before, it can be observed for the outer expansions that

$$u_0(x, t) = \begin{cases} 1 & \text{if } x \in E(t) \\ 0 & \text{otherwise} \end{cases}, \quad \text{and} \quad u_1 = u_2 = u_3 = \mu_0 = \mu_1 = \mu_2 = \tilde{\zeta}_{-1} = \tilde{\zeta}_0 = \tilde{\zeta}_2 = 0.$$

The matching conditions imply the following boundary conditions on the inner expansions:

$$\begin{cases} \lim_{z \rightarrow +\infty} U_0(z, x, t) = 0 \\ \lim_{z \rightarrow -\infty} U_0(z, x, t) = 1 \end{cases}, \quad \lim_{z \rightarrow \pm\infty} U_i(z, x, t) = 0 \text{ for } i \in \{1, 2\},$$

and

$$\lim_{z \rightarrow \pm\infty} W_i(z, x, t) = 0, \text{ for } i \in \{0, 1, 2\}, \quad \text{and} \quad \lim_{z \rightarrow \pm\infty} \Phi_i(z, x, t) = 0, \text{ for } i \in \{-1, 0, 1, 2\}.$$

Inner expansion with $\alpha = 0$:

This paragraph is devoted to the derivation of the expression of the inner expansion in the special case $\alpha = 0$.

First order:

We have the following system

$$\begin{cases} 0 &= \partial_z^2 W_0 - W''(U_0)W_0 - 2\beta [\partial_{zz}\Phi_{-1} - W''(U_0)\Phi_{-1}] \\ W_0 &= W'(U_0) - \partial_z^2 U_0 \\ \Phi_{-1} &= \partial_z^2 U_0 - W'(U_0) \end{cases},$$

which admits the solution triplet

$$U_0 = q(z), \quad W_0 = 0, \quad \text{and} \quad \Phi_{-1} = 0.$$

Second order:

At second order, we obtain

$$\begin{cases} 0 &= \partial_z^2 W_1 - W''(q)W_1 - 2\beta [\partial_{zz}\Phi_0 - W''(q)\Phi_0] \\ W_1 &= W''(q)U_1 - \partial_z^2 U_1 - Hq' \\ \Phi_0 &= \partial_z^2 U_1 - W''(q)U_1 \end{cases},$$

whose solution is given by

$$U_1 = 0, \quad W_1 = -Hq', \quad \text{and} \quad \Phi_0 = 0.$$

Third order:

At third order,

$$\begin{cases} 0 &= \partial_z^2 W_2 - W''(U_0)W_2 + H\partial_z W_1 - 2\beta [\partial_{zz}\Phi_1 - W''(q)\Phi_1] \\ W_2 &= W''(q)U_2 - \partial_z^2 U_2 + \|A\|^2 zq' \\ \Phi_1 &= \partial_z^2 U_2 - W''(q)U_2 \end{cases},$$

and we are now looking for a system of solutions of the form

$$W_2 = c_W(x, t)\eta_2(z), \quad U_2 = c_U(x, t)\eta_1(z), \quad \text{and} \quad \Phi_1 = c_\Phi(x, t)\eta_2(z),$$

where the two profiles η_1 and η_2 are solutions, respectively, of

$$\eta_1'' - W''(q)\eta_1 = zq' \quad \text{and} \quad \eta_2'' - W''(q)\eta_2 = q''.$$

Furthermore, the first equation gives

$$0 = c_W (\eta_2'' - W''(q)\eta_2) - H^2 q'' - 2c_\Phi (\eta_2'' - W''(q)\eta_2) = (c_W - H^2 - 2\beta c_\Phi) q'',$$

the second equation implies that

$$\frac{1}{2}c_W z q' = -c_U (\eta_1'' - W''(q)\eta_1) + \|A\|^2 z q' = (-c_U + \|A\|^2) z q'.$$

and the third equation shows that

$$\frac{1}{2}c_\Phi z q' = c_U (\eta_1'' - W''(q)\eta_1) = (c_U) z q'.$$

This provides a linear system

$$c_W - \beta 2c_\Phi = H^2, \quad c_W + 2c_U = 2\|A\|^2 \quad \text{and} \quad c_\Phi = 2c_U,$$

which admits as solutions

$$c_W = H^2 - 2\beta \left[\frac{2\|A\|^2 - H^2}{1 + 2\beta} \right], \quad c_U = \frac{\|A\|^2 - H^2/2}{1 + 2\beta}, \quad \text{and} \quad c_\Phi = \frac{2\|A\|^2 - H^2}{1 + 2\beta}.$$

Therefore,

$$\begin{cases} W_2 = \left(H^2 - 2\beta \left[\frac{2\|A\|^2 - H^2}{1 + 2\beta} \right] \right) \eta_2, \\ U_2 = \left(\frac{\|A\|^2 - H^2/2}{1 + 2\beta} \right) \eta_1, \\ \Phi_1 = \left(\frac{2\|A\|^2 - H^2}{1 + 2\beta} \right) \eta_2. \end{cases}$$

Fourth order and estimation of the velocity V :

The fourth order reads as follows

$$\begin{aligned} -Vq' &= \left[\partial_z^2 W_3 - W''(q)W_3 \right] - W^{(3)}(q)U_2W_1 + \left(H\partial_z W_2 - \|A\|^2 z \partial_z W_1 \right) + \Delta_x W_1 \\ &\quad - 2\beta \left([\partial_{zz} \Phi_2 - W''(q)\Phi_2] + 2H\partial_z \Phi_1 \right) \\ &= \left[\partial_z^2 (W_3 - 2\beta\Phi_2) - W''(q)(W_3 - 2\beta\Phi_2) \right] + \left(\frac{H\|A\|^2 - H^3/2}{1 + 2\beta} \right) W^{(3)}(q)\eta_1 q' \\ &\quad - \Delta_\Gamma H q' + \left(H^3/2 + \|A\|^2 H - H\beta \left(\frac{2\|A\|^2 - H^2}{1 + 2\beta} \right) \right) z q'' + \left(H^3/2 - H\beta \left(\frac{2\|A\|^2 - H^2}{1 + 2\beta} \right) \right) q' \end{aligned}$$

Recalling that

$$\begin{cases} \int_{\mathbb{R}} (q'(z))^2 dz = S \\ \int_{\mathbb{R}} z q'' q' dz = -\frac{1}{2}S \\ \int_{\mathbb{R}} W^{(3)}(q)\eta_1 (q')^2 dz = -\frac{1}{2}S, \end{cases}$$

multiplying the last equation by q' and integrating over \mathbb{R} leads to

$$V = \Delta_\Gamma H + \frac{\|A\|^2 H}{2} - \frac{H^3}{4} + \frac{H\|A\|^2 - H^3/2}{2(1 + 2\beta)}(1 + 2\beta) = \Delta_\Gamma H + \|A\|^2 H - \frac{1}{2}H^3$$

Inner expansion with $\alpha = 1$:

We are now looking for the inner expansion of the PDE system (6) in the special case $\alpha = 1$:

First order:

We have the following system

$$\begin{cases} 0 &= -2\beta [\partial_{zz} \Phi_{-1} - W''(U_0)\Phi_{-1}] \\ W_0 &= W'(U_0) - \partial_z^2 U_0 \\ \Phi_{-1} &= \partial_z^2 U_0 - W'(U_0) \end{cases},$$

whose solution is given by

$$U_0 = q(z), \quad W_0 = 0, \quad \text{and} \quad \Phi_{-1} = 0.$$

Second order:

At second order

$$\begin{cases} 0 &= \partial_{zz}^2 W_0 - W''(q)W_0 - 2\beta [\partial_{zz}^2 \Phi_0 - W''(q)\Phi_0] \\ W_1 &= W''(q)U_1 - \partial_{zz}^2 U_1 - Hq' \\ \Phi_0 &= \partial_{zz}^2 U_1 - W''(q)U_1 \end{cases},$$

which admits as solution

$$U_1 = 0, \quad W_1 = -Hq', \quad \text{and} \quad \Phi_0 = 0.$$

Third order:

At third order

$$\begin{cases} 0 &= \partial_{zz}^2 W_1 - W''(q)W_1 - 2\beta [\partial_{zz}^2 \Phi_1 - W''(q)\Phi_1] \\ W_2 &= W''(q)U_2 - \partial_{zz}^2 U_2 + \|A\|^2 zq' \\ \Phi_1 &= \partial_z^2 U_2 - W''(q)U_2 \end{cases},$$

whose solution triplet is

$$U_2 = 0, \quad W_2 = \|A\|^2 zq', \quad \text{and} \quad \Phi_1 = 0.$$

Fourth order:

From

$$0 = \partial_z^2 W_2 - W''(q)W_2 + H\partial_z W_1 - 2\beta [\partial_{zz}^2 \Phi_2 - W''(q)\Phi_2],$$

we deduce that

$$[\partial_{zz}^2 \Phi_2 - W''(q)\Phi_2] = \frac{(2\|A\|^2 - H^2)}{2\beta} q'',$$

and then

$$\Phi_2 = \frac{(2\|A\|^2 - H^2)}{2\beta} \eta_2 = \frac{(2\|A\|^2 - H^2)}{4\beta} zq'.$$

Last order and estimation of the velocity V :

We have

$$\begin{aligned} -Vq' &= [\partial_z^2 W_3 - W''(q)W_3] - W^{(3)}(q)U_2W_1 + (H\partial_z W_2 - \|A\|^2 z\partial_z W_1) + \Delta_x W_1 \\ &\quad - 2\beta ([\partial_{zz}^2 \Phi_3 - W''(q)\Phi_3] + 2H\partial_z \Phi_2) \\ &= [\partial_z^2 (W_3 - 2\beta\Phi_3) - W''(q)(W_3 - 2\beta\Phi_3)] - \Delta_\Gamma Hq' \\ &\quad + \left(2\|A\|^2 H - H\beta \left(\frac{2\|A\|^2 - H^2}{\beta}\right)\right) zq'' + \left(\|A\|^2 H - H\beta \left(\frac{2\|A\|^2 - H^2}{\beta}\right)\right) q' \\ &= [\partial_z^2 (W_3 - 2\beta\Phi_3) - W''(q)(W_3 - 2\beta\Phi_3)] - \Delta_\Gamma Hq' + H^3 zq'' + (-\|A\|^2 H + H^3) q'. \end{aligned}$$

As previously, this shows that the velocity V of the interfaces equals the Willmore velocity

$$V = \Delta_\Gamma H + \|A\|^2 H - \frac{H^3}{2}.$$

Remark 3.10 The analysis of the asymptotic behavior for α non integer is more delicate because it requires studying non integer orders of ε and it is far from being clear how integer and non integer scales may combine. As for integer values of $\alpha > 1$, a careful study at higher orders of ε should be possible but is out of the scope of the present paper.

4 2D and 3D numerical simulations for the classical and Mugnai's diffuse flows

There is an important literature on numerical methods for the approximation of interfaces evolving by a geometric law. They can be roughly classified into three categories: parametric methods [31, 76, 32, 5, 7, 73, 49], level-set formulations [70, 68, 69, 43, 26], phase-field approaches [63, 24, 16, 71]. See for instance [32] for a complete review (with a particular emphasis on the mean curvature flow, but fourth-order flows are also addressed) and a comparison between the different strategies. In the context of fourth order geometric evolution equations, in particular the Willmore flow, parametric approaches have been proposed in [38, 4, 6] for curves and surfaces using a semi-implicit finite element method. In [67], a fully implicit approach via a variational formulation is also analyzed for the approximation of anisotropic Willmore flow. The level set methods have been applied for the first time in [34]. Concerning the phase field approach, semi-implicit schemes including standard finite element differences, finite elements, and Fourier spectral methods are developed in [35, 36, 41] and analyzed in [37]. A fully implicit scheme coupled with a finite element method has been more recently introduced in [45] via a variational formulation. An adaptation to fourth order geometric evolution equations of the Bence-Merriman-Osher algorithm [17] is also proposed in [42]. Let us finally mention the discrete methods involving surface triangulations and discrete curvature operators [49, 18, 79].

In this paper, we will consider a quite different and new scheme to solve both the classical and Mugnai's phase field systems (3) and (5). The simulations can be compared with those obtained by Esegoglu, Rätz and Röger in [41] for their phase field system (6) (actually a variant of it, see Section 2.4.3), and for Bellettini's phase field system (4).

Here, we use an implicit scheme to ensure the decreasing of the diffuse Willmore energy, and a Fourier spectral method in order to get high accuracy approximation in space. At each step time, it is necessary to solve a nonlinear equation. A Newton algorithm like in [45] appears to be very efficient in practice, but not in accordance with a Fourier spectral discretization, so we opted for a fixed point approach.

4.1 New numerical schemes for the approximation of classical and Mugnai's flows

4.1.1 Classical diffuse approximation flow

We introduce a new scheme to approximate numerically some solutions of the phase field system

$$\begin{cases} \partial_t u = \frac{1}{\alpha \varepsilon^2} \Delta \mu - \frac{1}{\alpha \varepsilon^4} W''(u) \mu \\ \mu = \alpha W'(u) - \alpha \varepsilon^2 \Delta u, \end{cases}$$

where α is a positive constant. The particular phase field system (3) corresponding to the classical diffuse Willmore flow is obtained for $\alpha = 1$.

We compute the solution for any time $t \in [0, T]$ in a box $\Omega = [0, 1]^N$ with periodic boundary conditions. We use a Euler semi-implicit discretization in time:

$$\begin{cases} u^{n+1} = \delta_t \left[\frac{1}{\alpha \varepsilon^2} \Delta \mu^{n+1} - \frac{1}{\alpha \varepsilon^4} W''(u^{n+1}) \mu^{n+1} \right] + u^n \\ \mu^{n+1} = \alpha W'(u^{n+1}) - \alpha \varepsilon^2 \Delta u^{n+1}, \end{cases}$$

where δ_t is the time step, u^n and μ^n are the approximations of the solutions u and μ , respectively, evaluated at time $t_n = n \delta_t$. The system can be written as

$$\begin{cases} u^{n+1} - \frac{\delta_t}{\alpha \varepsilon^2} \Delta \mu^{n+1} = E \\ \mu^{n+1} + \alpha \varepsilon^2 \Delta u^{n+1} = F, \end{cases}$$

with $E = u^n - \frac{\delta_t}{\alpha \varepsilon^4} W''(u^{n+1}) \mu^{n+1}$, $F = \alpha W'(u^{n+1})$. Therefore,

$$\begin{cases} u^{n+1} + \delta_t \Delta^2 u^{n+1} = E + \frac{\delta_t}{\alpha \varepsilon^2} \Delta F \\ \mu^{n+1} + \delta_t \Delta^2 \mu^{n+1} = F - \alpha \varepsilon^2 \Delta E. \end{cases}$$

Thus, (u^{n+1}, μ^{n+1}) is the solution of the nonlinear equation

$$\begin{pmatrix} u^{n+1} \\ \mu^{n+1} \end{pmatrix} = \phi \begin{pmatrix} u^{n+1} \\ \mu^{n+1} \end{pmatrix}, \quad (7)$$

where

$$\phi \begin{pmatrix} u^{n+1} \\ \mu^{n+1} \end{pmatrix} = (I_d + \delta_t \Delta^2)^{-1} \begin{pmatrix} I_d & \frac{\delta_t}{\alpha \varepsilon^2} \Delta \\ -\alpha \varepsilon^2 \Delta & I_d \end{pmatrix} \begin{pmatrix} u^n - \frac{\delta_t}{\alpha \varepsilon^4} W''(u^{n+1}) \mu^{n+1} \\ \alpha W'(u^{n+1}) \end{pmatrix}$$

A natural way to approximate the solution (u^{n+1}, μ^{n+1}) to (7) is a fixed point iterative method.

The space discretization is built with Fourier series. It has the advantage of preserving a high order approximation in space while allowing a fast and simple processing of the homogeneous operator

$$\mathbf{G} = (I_d + \delta_t \Delta^2)^{-1} \begin{pmatrix} I_d & \frac{\delta_t}{\alpha \varepsilon^2} \Delta \\ -\alpha \varepsilon^2 \Delta & I_d \end{pmatrix} = \begin{pmatrix} I_d & -\frac{\delta_t}{\alpha \varepsilon^2} \Delta \\ \alpha \varepsilon^2 \Delta & I_d \end{pmatrix}^{-1}.$$

In practice, the solutions $u(x, t_n)$ and $\mu(x, t_n)$ at time $t_n = n\delta_t$ are approximated by the truncated Fourier series :

$$u_{\mathcal{P}}^n(x) = \sum_{\|p\|_{\infty} \leq \mathcal{P}} u_p^n e^{2i\pi x \cdot p}, \quad \text{and} \quad \mu_{\mathcal{P}}^n(x) = \sum_{\|p\|_{\infty} \leq \mathcal{P}} \mu_p^n e^{2i\pi x \cdot p}$$

where $\|p\|_{\infty} = \max_{1 \leq i \leq N} |p_i|$, \mathcal{P} is the maximal number of Fourier modes in each direction, and the coefficients u_p^n , μ_p^n are derived from a prior Fourier decomposition of $\begin{pmatrix} u^n - \frac{\delta_t}{\alpha \varepsilon^4} W''(u^{n+1}) \mu^{n+1} \\ \alpha W'(u^{n+1}) \end{pmatrix}$ combined with an application in the Fourier domain of the operator \mathbf{G} . More precisely, the fixed point algorithm that we propose reads as follows:

Algorithm 1 Initialization : $u_0^{n+1} = u^n$, $\mu_0^{n+1} = \mu_n$

While $\|u_{k+1}^{n+1} - u_k^{n+1}\| + \|\mu_{k+1}^{n+1} - \mu_k^{n+1}\| > 10^{-8}$, perform the loop on k :

1) Compute

$$h_{\mathcal{P}}^n = u^n - \frac{\delta_t}{\alpha \varepsilon^4} W''(u_k^{n+1}) \mu_k^{n+1}, \quad \text{and} \quad \tilde{h}_{\mathcal{P}}^n = \alpha W'(u_k^{n+1})$$

2) Using the Fast Fourier Transform, compute the truncated Fourier series of $h_{\mathcal{P}}^n$ and $\tilde{h}_{\mathcal{P}}^n$:

$$h_{\mathcal{P}}^n(x) = \sum_{\|p\|_{\infty} \leq \mathcal{P}} h_p^n e^{2i\pi x \cdot p}, \quad \text{and} \quad \tilde{h}_{\mathcal{P}}^n(x) = \sum_{\|p\|_{\infty} \leq \mathcal{P}} \tilde{h}_p^n e^{2i\pi x \cdot p}$$

3) Compute

$$u_{k+1}^{n+1}(x) = \sum_{\|p\|_{\infty} \leq \mathcal{P}} (u_{k+1})_p^n e^{2i\pi x \cdot p}, \quad \text{and} \quad \mu_{k+1}^{n+1}(x) = \sum_{\|p\|_{\infty} \leq \mathcal{P}} (\mu_{k+1})_p^n e^{2i\pi x \cdot p},$$

where

$$\begin{cases} (u_{k+1})_p^n &= \frac{1}{1 + \delta_t (4\pi^2 |p|)^2} \left(h_p^n - \frac{\delta_t}{\alpha \varepsilon^2} 4\pi^2 |p|^2 \tilde{h}_p^n \right) \\ (\mu_{k+1})_p^n &= \frac{1}{1 + \delta_t (4\pi^2 |p|)^2} \left(\tilde{h}_p^n + \alpha \varepsilon^2 4\pi^2 |p|^2 h_p^n \right) \end{cases}$$

End

Note that the semi-implicit scheme

$$\begin{cases} u^{n+1} = \delta_t \left[\frac{1}{\varepsilon^2 \alpha} \Delta \mu^{n+1} - \frac{1}{\varepsilon^4 \alpha} W''(u^n) \mu^n \right] + u^n \\ \mu^{n+1} = \alpha W'(u^n) - \alpha \varepsilon^2 \Delta u^{n+1}, \end{cases}$$

implies the following scheme on u^n

$$u^{n+1} = \left(I_d + \delta_t \Delta^2 \right)^{-1} \left[u^n + \frac{\delta_t}{\varepsilon^2} \Delta W'(u^n) + \frac{\delta_t}{\varepsilon^2} W''(u^n) \left(\Delta u^n - \frac{1}{\varepsilon^2} W'(u^{n-1}) \right) \right],$$

which is expected to be stable under a condition of the form

$$\delta_t \leq C \min \left\{ \varepsilon^2 \delta x^2, \varepsilon^4 \right\}$$

where $\delta x = 1/(2\mathcal{P})$ and C is a constant depending only the double-well potential W .

In practice, using fixed point iterations instead of a semi-implicit scheme appears more accurate numerically. This can be justified with the following proposition:

Proposition 4.1 *Algorithm 1 converges locally under the assumptions*

$$\max \left\{ [\alpha M_2]^2 + 2 \left[\frac{\delta_t}{\varepsilon^4} M_3 (M_1 + N^{3/2} \pi^2 \frac{\varepsilon^2}{\delta_x^{5/2}}) \right]^2, 2 \left[\frac{\delta_t}{\alpha \varepsilon^4} M_2 \right]^2 \right\} \ll 1 \quad (8)$$

where $M_i = \sup_{s \in [0,1]} |W^{(i)}(s)|$.

Proof: We look for the conditions such that

$$\|D\phi(u^{n+1}, \mu^{n+1})(\delta_u, \delta_\mu)\|^2 < \|(\delta_u, h_\mu)\|^2,$$

where the differential of ϕ is such that

$$D\phi(u^{n+1}, \mu^{n+1})(\delta_u, \delta_\mu) = \begin{pmatrix} I_d & -\frac{\delta_t}{\alpha \varepsilon^2} \Delta \\ \alpha \varepsilon^2 \Delta & I_d \end{pmatrix}^{-1} \begin{pmatrix} -\frac{\delta_t}{\alpha \varepsilon^4} \left(W^{(3)}(u^{n+1}) \mu^{n+1} \delta_u + W^{(2)}(u^{n+1}) \delta_\mu \right) \\ \alpha W^{(2)}(u^{n+1}) \delta_u \end{pmatrix}.$$

Note that the eigenvalues of the operator

$$\begin{pmatrix} I_d & -\frac{\delta_t}{\alpha \varepsilon^2} \Delta \\ \alpha \varepsilon^2 \Delta & I_d \end{pmatrix}$$

are

$$\lambda_p = 1 \pm 4\pi^2 i \sqrt{\delta_t} |p|^2, \quad \text{for } \|p\|_\infty \in [0, \mathcal{P}].$$

In particular, this implies that

$$\left\| \begin{pmatrix} I_d & -\frac{\delta_t}{\alpha \varepsilon^2} \Delta \\ \alpha \varepsilon^2 \Delta & I_d \end{pmatrix}^{-1} \right\| \leq 1.$$

Moreover, remark also that

$$|\mu^{n+1}| = |\alpha W'(u^{n+1}) - \alpha \varepsilon^2 \Delta u^{n+1}| \leq \alpha \left(M_1 + N^{3/2} \pi^2 \frac{\varepsilon^2}{\delta_x^{5/2}} \right).$$

It follows that

$$\begin{cases} |\alpha W^{(2)}(u^{n+1}) \delta_u| \leq \alpha M_2 |\delta_u| \\ \left| W^{(3)}(u^{n+1}) \mu^{n+1} \delta_u + W^{(2)}(u^{n+1}) \delta_\mu \right| \leq \left(\alpha M_3 (M_1 + N^{3/2} \pi^2 \frac{\varepsilon^2}{\delta_x^{5/2}}) |\delta_u| + M_2 |\delta_\mu| \right) \end{cases}$$

and then

$$\begin{aligned} & \left\| \begin{pmatrix} -\frac{\delta_t}{\alpha \varepsilon^4} \left(W^{(3)}(u^{n+1}) \mu^{n+1} \delta_u + W^{(2)}(u^{n+1}) \delta_\mu \right) \\ \alpha W^{(2)}(u^{n+1}) \delta_u \end{pmatrix} \right\|^2 \\ & \leq \max \left\{ [\alpha M_2]^2 + 2 \left[\frac{\delta_t}{\varepsilon^4} M_3 (M_1 + N^{3/2} \pi^2 \frac{\varepsilon^2}{\delta_x^{5/2}}) \right]^2, 2 \left[\frac{\delta_t}{\alpha \varepsilon^4} M_2 \right]^2 \right\} \|(\delta_u, \delta_\mu)\|^2, \end{aligned}$$

which concludes the convergence proof of the fixed-point iteration procedure if conditions (8) above are fulfilled. \square

4.1.2 Mugnai's flow

We now use a similar scheme for the following generalization of Mugnai's phase field system:

$$\begin{cases} \partial_t u = \frac{1}{\varepsilon^2 \alpha} \Delta \mu - \frac{1}{\varepsilon^4 \alpha} W''(u) \mu + \tilde{\mathcal{B}}(u) \\ \mu = \alpha W'(u) - \alpha \varepsilon^2 \Delta u, \end{cases}$$

with $\tilde{\mathcal{B}}(u) = \frac{W'(u) \mathcal{B}(u)}{\alpha \varepsilon^4}$. The exact Mugnai's flow (5) corresponds to the choice $\alpha = 1$ (up to a time rescaling). We use again a semi-implicit scheme:

$$\begin{cases} u^{n+1} = \delta_t \left[\frac{1}{\varepsilon^2 \alpha} \Delta \mu^{n+1} - \frac{1}{\alpha \varepsilon^4} W''(u^{n+1}) \mu^{n+1} + \tilde{\mathcal{B}}(u^n) \right] + u^n \\ \mu^{n+1} = \alpha W'(u^{n+1}) - \varepsilon^2 \alpha \Delta u^{n+1}, \end{cases}$$

where the penalization term $\tilde{\mathcal{B}}(\cdot)$ is treated explicitly. We use a fixed point iteration to approximate the solution pair (u^{n+1}, μ^{n+1}) to the system:

$$(u^{n+1}, \mu^{n+1}) = \tilde{\varphi}(u^{n+1}, \mu^{n+1}) = \left(I_d + \delta_t \Delta^2 \right)^{-1} \begin{pmatrix} I_d & \frac{\delta_t}{\alpha \varepsilon^2} \Delta \\ -\alpha \varepsilon^2 \Delta & I_d \end{pmatrix} \begin{pmatrix} u^n - \frac{\delta_t}{\alpha \varepsilon^4} W''(u^{n+1}) \mu^{n+1} + \delta_t \tilde{\mathcal{B}}(u^n) \\ \alpha W'(u^{n+1}) \end{pmatrix}.$$

For it is highly singular, the penalization term $\tilde{\mathcal{B}}(\cdot)$ needs to be regularized to avoid numerical errors. Observing that

$$\tilde{\mathcal{B}}(u) = W'(u) \left[\left(\left| \nabla \left(\frac{\nabla u}{|\nabla u|} \right) \right|^2 - \left| \operatorname{div} \left(\frac{\nabla u}{|\nabla u|} \right) \right|^2 \right) - \operatorname{curl} \left(\operatorname{curl} \left(\frac{\nabla u}{|\nabla u|} \right) \right) \cdot \frac{\nabla u}{|\nabla u|} \right]$$

we consider the regularized penalization term

$$\tilde{\mathcal{B}}_\sigma(u) = W'(u) \left[\left(|\nabla v_{u,\sigma}|^2 - |\operatorname{div} v_{u,\sigma}|^2 \right) - \operatorname{curl}(\operatorname{curl}(v_{u,\sigma})) \cdot v_{u,\sigma} \right]$$

where $v_{u,\sigma} = \frac{\nabla u}{\sqrt{|\nabla u|^2 + \sigma^2}}$ with σ a small regularization parameter. In particular, the positivity

$$\left(|\nabla v_{u,\sigma}|^2 - |\operatorname{div} v_{u,\sigma}|^2 \right) \geq 0,$$

is ensured, which is in accordance with the continuous case. In practice, finite differences are used for the numerical evaluation of $\tilde{\mathcal{B}}_\sigma(u)$. Finally, we propose the following algorithm:

Algorithm 2 Initialization : $u_0^{n+1} = u^n, \mu_0^{n+1} = \mu_n$

While $\|u_{k+1}^{n+1} - u_k^{n+1}\| + \|\mu_{k+1}^{n+1} - \mu_k^{n+1}\| > 10^{-8}$, perform the loop on k :

1) Using finite differences to evaluate $\tilde{\mathcal{B}}_\sigma(u_k^{n+1})$, compute

$$h_{\mathcal{P}}^n = u^n - \frac{\delta_t}{\alpha \varepsilon^4} W''(u_k^{n+1}) \mu_k^{n+1} + \delta_t \tilde{\mathcal{B}}_\sigma(u^n), \quad \text{and} \quad \tilde{h}_{\mathcal{P}}^n = \alpha W'(u_k^{n+1})$$

2) Using the Fast Fourier Transform, compute the truncated Fourier series of h_p^n and \tilde{h}_p^n :

$$h_p^n(x) = \sum_{\|p\|_\infty \leq \mathcal{P}} h_p^n e^{2i\pi x \cdot p}, \quad \text{and} \quad \tilde{h}_p^n(x) = \sum_{\|p\|_\infty \leq \mathcal{P}} \tilde{h}_p^n e^{2i\pi x \cdot p}$$

3) Compute

$$u_{k+1}^{n+1}(x) = \sum_{\|p\|_\infty \leq \mathcal{P}} (u_{k+1})_p^n e^{2i\pi x \cdot p}, \quad \text{and} \quad \mu_{k+1}^{n+1}(x) = \sum_{\|p\|_\infty \leq \mathcal{P}} (\mu_{k+1})_p^n e^{2i\pi x \cdot p},$$

where

$$\begin{cases} (u_{k+1})_p^n &= \frac{1}{1+\delta_t(4\pi^2|p|^2)} \left(h_p^n - \frac{\delta_t}{\alpha \varepsilon^2} 4\pi^2 |p|^2 \tilde{h}_p^n \right) \\ (\mu_{k+1})_p^n &= \frac{1}{1+\delta_t(4\pi^2|p|^2)} \left(\tilde{h}_p^n + \alpha \varepsilon^2 4\pi^2 |p|^2 h_p^n \right) \end{cases}$$

End

Proposition 4.2 *Algorithm 2 converges locally under the assumptions*

$$\max \left\{ [\alpha M_2]^2 + 2 \left[\frac{\delta_t}{\varepsilon^4} M_3 (M_1 + N^{3/2} \pi^2 \frac{\varepsilon^2}{\delta_x^{5/2}}) \right]^2, 2 \left[\frac{\delta_t}{\alpha \varepsilon^4} M_2 \right]^2 \right\} \| < 1 \quad (9)$$

where $M_i = \sup_{s \in [0,1]} |W^{(i)}(s)|$.

Proof: Being the penalty term $\tilde{\mathcal{B}}_\sigma(u)$ treated explicitly, it does not appear in the expression of the differential of $\tilde{\varphi}$, thus the same proof as for Proposition 4.1 can be used. \square

4.2 Numerical simulations of the classical flow

The following simulations have been realized using Matlab. The isolevel sets $\Gamma(t) = \{x : u(x, t) = \frac{1}{2}\}$ are computed and drawn using the Matlab functions `contour` in 2D and `isosurface` in 3D. We use the double-well potential $W(s) = \frac{1}{2}s^2(1-s)^2$ and consider the PDE system

$$\begin{cases} \partial_t u = \Delta \mu - \frac{1}{\varepsilon^2} W''(u) \mu \\ \mu = \frac{1}{\varepsilon^2} W'(u) - \Delta u. \end{cases}$$

with initial conditions $u(x, 0)$ and $\mu(x, 0)$ of the form

$$\begin{cases} u(x, 0) &= \gamma \left(\frac{d(x, E)}{\varepsilon} \right) \\ \mu(x, 0) &= -\frac{1}{\varepsilon} \Delta d(x, E) \gamma' \left(\frac{d(x, E)}{\varepsilon} \right) \end{cases}$$

Evolution of a circle The first test plotted in Figure 2 illustrates the good behavior of our scheme with respect to the exact solution. The initial set E is a circle of radius $R_0 = 0.15$. The continuous Willmore flow preserves the circle yet increases the radius according the law

$$R(t) = \left(R_0^4 + 2t \right)^{1/4}.$$

The left picture in Figure 2 represents the interfaces $\Gamma(t)$ at different times t obtained with the following numerical parameters: $\mathcal{P} = 2^7$, $\varepsilon = 2/\mathcal{P}$ and $\delta_t = \frac{\varepsilon^2}{2\mathcal{P}^2}$. The right picture in Figure 2 depicts the error between the numerical radius $R_\varepsilon(t)$ and the theoretical radius $R(t)$, at different times and for two different values of ε (the other parameters are kept unchanged). It is reasonable to believe that this experiment illustrates the numerical convergence of $R_\varepsilon(t)$ to $R(t)$ as ε goes to zero.

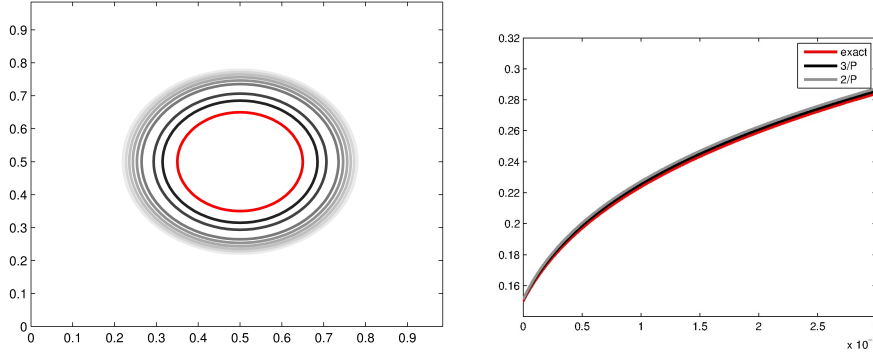


Figure 2: Left : sampling of $\Gamma(t)$ at different times t ; Right : The graphs of $t \rightarrow R_\varepsilon(t)$ for $\varepsilon = \frac{2}{P}$ and $\varepsilon = \frac{3}{P}$, compared with the exact solution.

Evolution of two disjoint circles and formation of singularities One of our motivations in this study is to understand and observe the behavior of the diffuse Willmore solution in the situations where singularities appear. As it was discussed in Section 2.3, this may happen for instance with the classical approximation flow. We consider as initial set Ω_0 the union of two disjoint circles of radius $R = 0.15$. Each circle should evolve as a circle with increasing radius, up to the contact occurs. To the best of our knowledge, the theoretical Willmore flow is not clearly defined after this critical collision time. Therefore, the asymptotic limit of the solution $t \mapsto u_\varepsilon(\cdot, t)$ as ε goes to 0 could be a good candidate for the definition of a weak Willmore flow. However, different behaviors of $t \mapsto u_\varepsilon(\cdot, t)$ have been observed in the literature. For instance, the two circle merge in [45] whereas a crossing of interfaces appears at collision time in [41].

We plot on Figure 3 the graph of $t \mapsto u_\varepsilon(\cdot, t)$ computed for different values of ε . We choose for the other parameters: $P = 2^7$, $\delta_t = 1/P^{-4}$. In the first experiment obtained with $\varepsilon = 5/P$, the two circles merge. In contrast, a crossing of interfaces appear for the cases $\varepsilon = 3/P$ and $\varepsilon = 1.5$. More precisely, we can distinguish three different periods in the last two experiments: in the first period, both circles evolve independently one from the other. The second period begins when the distance between the two circles is about the size of the diffuse interfaces and the formation of a crossing is observed. This corresponds to a solution of the Allen-Cahn equation with unsmooth nodal set. After contact, the interfaces continues to evolve while the crossing seems to be numerically stable and does not influence the interface evolution. More precisely, the interface $\Gamma(t)$ seems to converge to a growing eight, which is one of the closed planar elasticae described in Langer and Singer's work [54].

Numerical examples of saddle-shaped solutions of Allen-Cahn equation We already mentioned in Section 2.3 the existence result due to Dang, Fife, and Peletier [29] of an entire solution in the plane to the Allen-Cahn equation whose nodal set coincides with $\{(x, y), xy = 0\}$ (it can be generalized to every even dimension [19]). By restricting to a sector and using consecutive reflections, it is possible to build solutions whose nodal set has an arbitrary number of branches with the property of dihedral symmetry, i.e. of equal angle between two consecutive branches [47]. Actually, by a result of Hartman and Wintner [48], saddle-shaped solutions must satisfy the equal angle property. We illustrate numerically in Figure 4, left, two solutions with different branching degrees. These examples are classical, and have been previously obtained by various authors [40, 57, 41].

To be complete, let us mention that $2k$ -ended solutions, i.e. solutions whose nodal set coincides outside any compact set with the union of $2k$ straight lines which cross at the origin, do exist without the dihedral symmetry requirement [33]. In the particular case of 4-ended solutions, the result can even be proved for arbitrary angles between the lines [50]. Of course, by Hartman and Wintner's result, the nodal set itself cannot self-intersect at the origin if the dihedral symmetry does not hold, but remains smooth instead. This is illustrated in Figure 4, right, where the 1/2-isolevel line has been represented

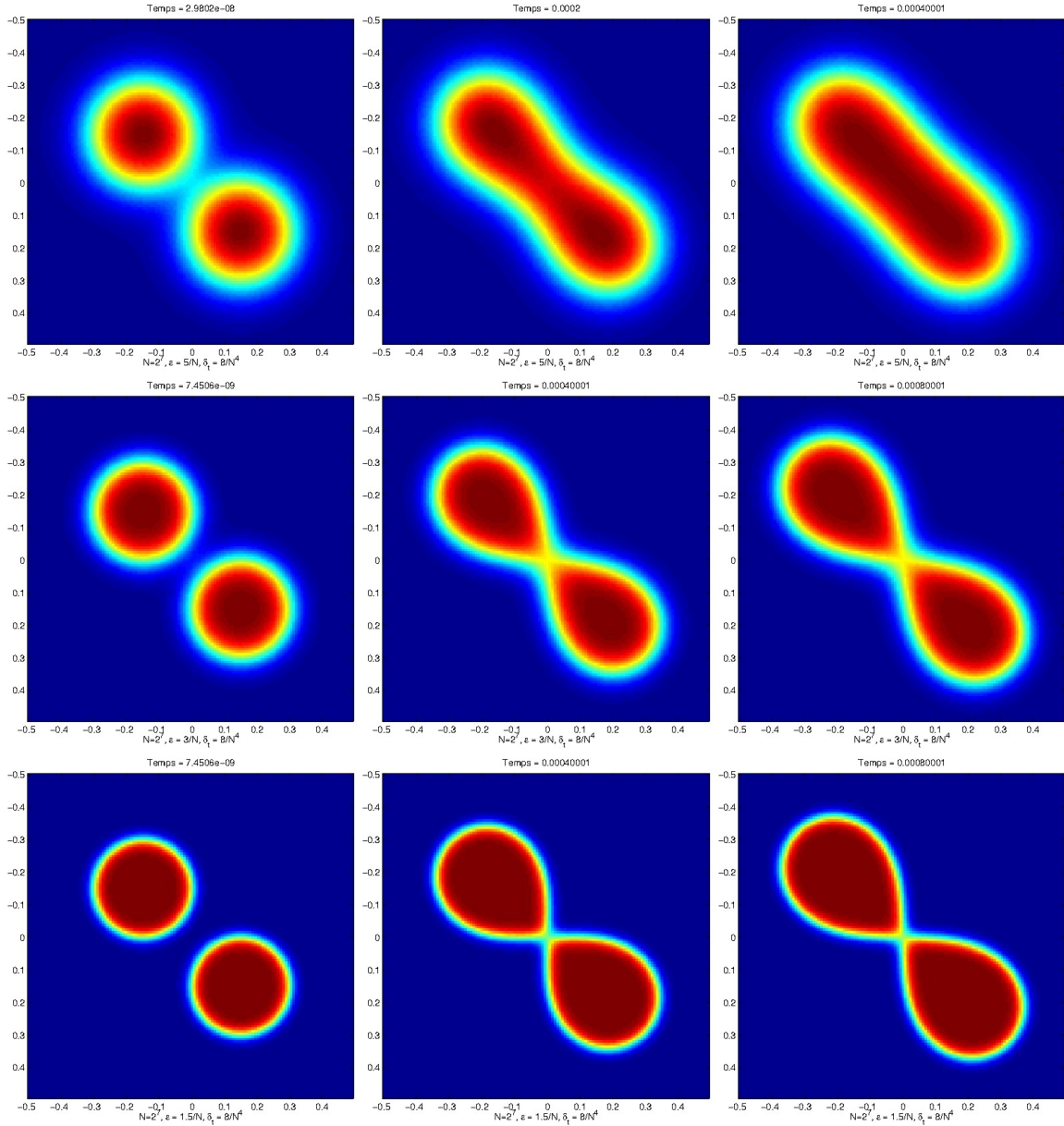


Figure 3: Evolution by the classical approximation of the Willmore flow of two disjoint circles, for various values of ε . First line: $\varepsilon = 5/\mathcal{P}$; second line: $\varepsilon = 3/\mathcal{P}$; third line: $\varepsilon = 1.5/\mathcal{P}$; The curve $\Gamma(t)$ is observed at times: $t = 0$ (left), $t = 0.0004$ (middle), $t = 0.0008$ (right).

in black.

Comparison between phase field and parametric approaches We observed previously that the evolution of two disjoint circles after contact and creation of a crossing is similar to the evolution of a eight-like single curve. To highlight this point, we tested on the same configurations both the evolution provided by the classical diffuse flow and the evolution with respect to a discrete parametric Willmore flow. In particular, we consider two different initial conditions corresponding, respectively, to the union of two or three contiguous circles. The parametric choice of $\Gamma(0)$ is illustrated on Figure 5 and corresponds to using a single smooth $C^{1,1}$ curve that covers two or three circles, respectively. The discrete parametric Willmore flow is computed with a finite element method as proposed and analyzed by Dziuk in [38]. The phase field simulations are done with the set of parameters: $\mathcal{P} = 2^7$, $\varepsilon = 1/\mathcal{P}$ and

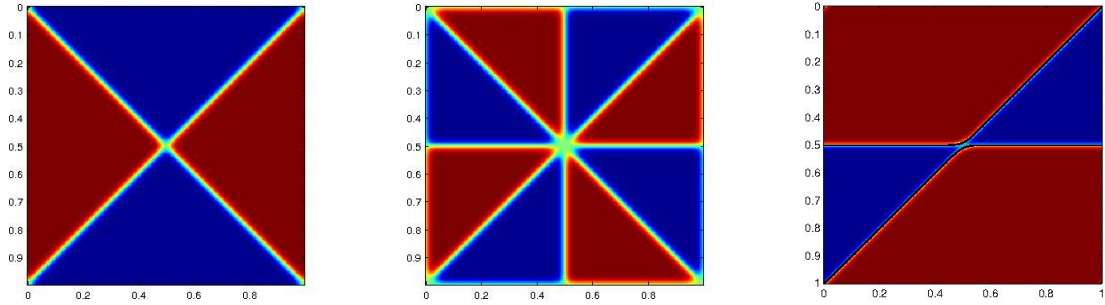


Figure 4: Left : two examples of saddle-shaped Allen-Cahn solutions with 4 and 8 ends. Right: Allen-Cahn solution without dihedral symmetry (thus without saddle point, the 1/2-isolevel line is shown in black).

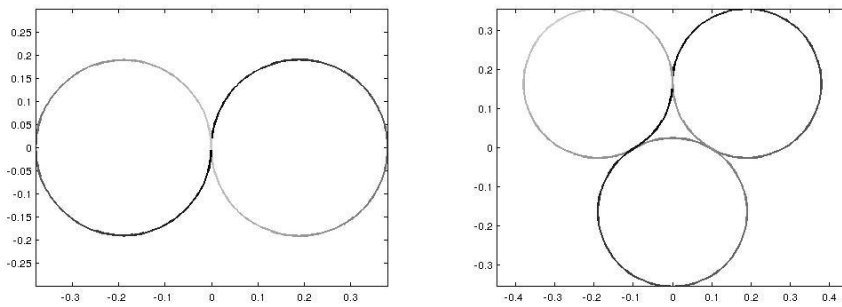


Figure 5: Two different choices of a smooth parametric initial curve $\Gamma(0)$ forming either two or three circles.

$\delta_t = \varepsilon \mathcal{P}^{-2}/10$. Numerical results are shown on Figure 6. As expected, these two different approaches give very similar results. This suggests that the interface obtained by a phase field approximation converges, after apparition of a singularity, to an interface which evolves as a regular parametric Willmore flow. This is actually very much in favor of a *varifold interpretation*, at least on this example, of both flows. What really cares is the support, and its geometry, and not the fact that it is seen either as an isolevel set or as a parametrized set.

The experiments on Figure 7 are in the same spirit. On the first line, we illustrate the evolution of two phases forming a circle cut by a straight line. Note that the circle seems to evolve independently of the line. The second situation is quite similar with two disjoint circles cut by a line, and the same conclusion holds.

Evolution by the classical diffuse Willmore flow of two contiguous circles

We now compare in Figure 8 the evolution by a discrete parametric Willmore flow of the different interfaces obtained from three different initial parameterizations of two contiguous circles. In the first parametrization (in blue), both circles are parametrized independently. The second parameterization (in magenta) corresponds to the covering of the two circles by a unique smooth parametric curve that self-crosses at the origin. The third parameterization (in red) corresponds to the singular curve that does not cross the horizontal axis at the origin (thus forming a double cusp point). The first two pictures in Figure 8 show the three interfaces obtained at different times. The third one depicts the evolution of the Willmore energy associated to each evolving interface. It is interesting to compare the second and

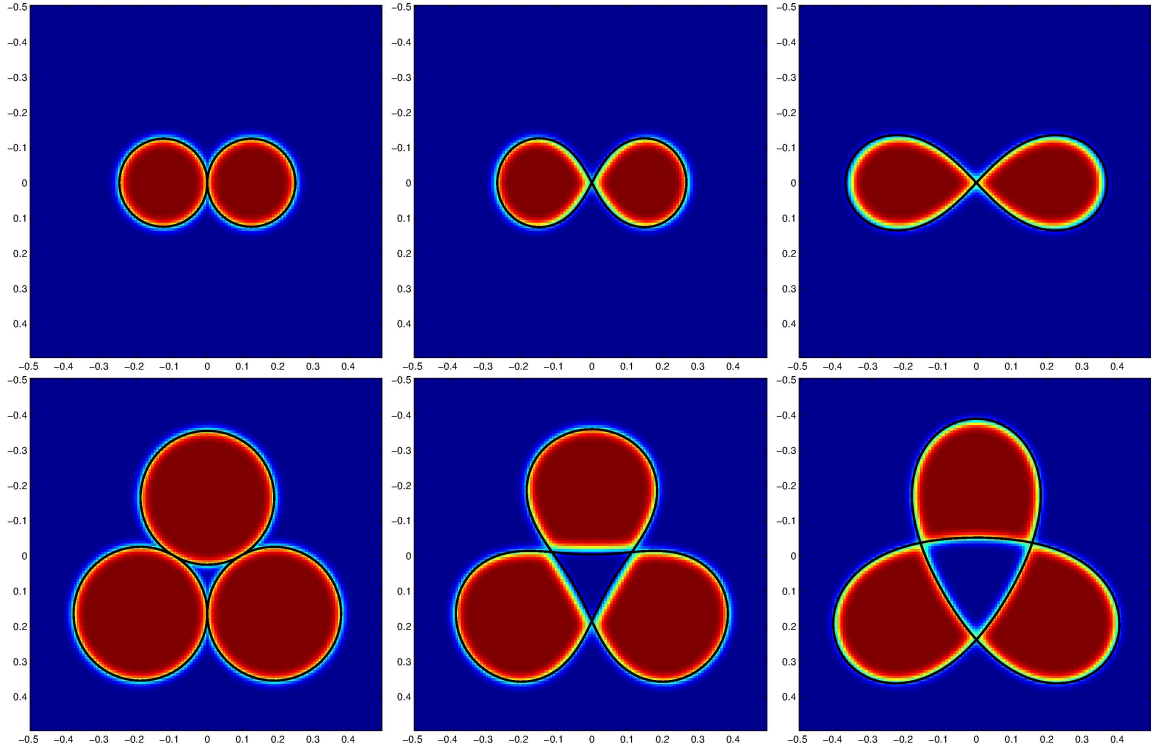


Figure 6: Comparison between the classical phase field flow and the parametric Willmore flow (black line) starting from the initial curves of Figure 5; Left : $t = 0$; Middle : $t = 5.10^{-5}$; Right : $t = 5.10^{-4}$. Both flows yield the same numerical solution.

the third parameterization. The energy of the second parameterization (i.e. passing from two circles to the eight-type curve after contact) decreases smoothly, therefore the parameterization seems to relate naturally to a continuous evolution. In contrast, the energy of the third parameterization explodes at contact, and then decreases strongly to become the lowest (after time $t > 10^{-5}$) with respect to the other parameterizations. This experiment illustrates clearly the bifurcation at contact, and justifies why different configurations have been observed in the literature. For instance, there is no crossing observed in [45] because the authors used a large time step δ_t and therefore ignored the contact. However, after a while, the energy of the non-crossing configuration is indeed the best. It may be argued that a continuous flow should go up to contact, and therefore a numerical flow that is accurate enough to capture the singularity should be the best. On the other hand, once the crossing configuration has been chosen, there is no way to have an energy as low as the non crossing configuration's energy.

Experiments in space dimension 3 For the 3D simulations presented hereafter, we used the parameters : $\mathcal{P} = 2^7$, $\varepsilon = 1.5/\mathcal{P}$ and $\delta_t = 1/10 \mathcal{P}^{-2} \varepsilon^2$.

The first simulation illustrates the evolution of a torus. According to the Willmore conjecture, which seems to have been proved in [58], the torus that minimizes the Willmore energy is Clifford's, whose ratio between both radii equals $\sqrt{2}$. In the first line of Figure 9, we plot for different values of t , a Clifford torus (in blue) and the interface $\Gamma(t)$ (in red) obtained numerically. As expected, the interface $\Gamma(t)$ converges to the Clifford torus. The second line of Figure 9 shows the evolution of a parallelepiped with two holes. The interface converges to a Lawson-Kusner surface of genus 2, that is conjectured to minimize the Willmore energy among surfaces with genus 2 [51, 49]. The same experiment is done for a genus 4 surface on the last line, and there is again convergence to a Lawson-Kusner surface. We believe that these simulations illustrate the good quality of our numerical scheme and its ability to recover

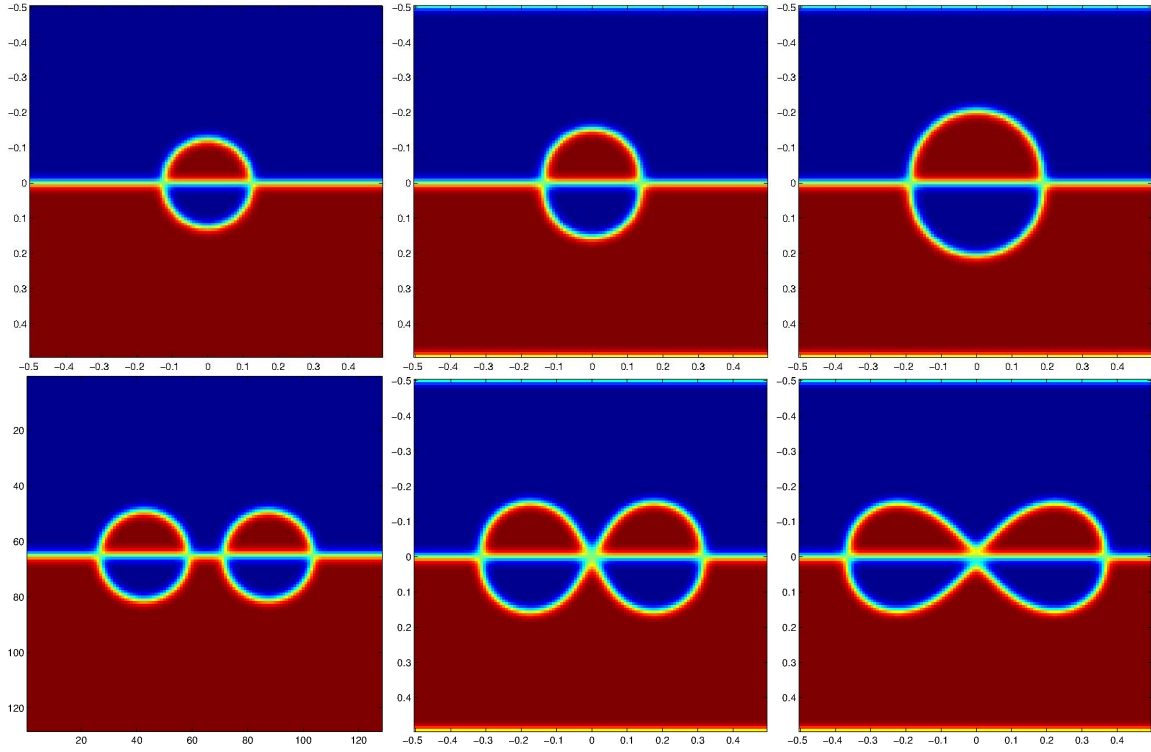


Figure 7: Two examples where the evolution of either one or two circles is not altered by an additional separating line.

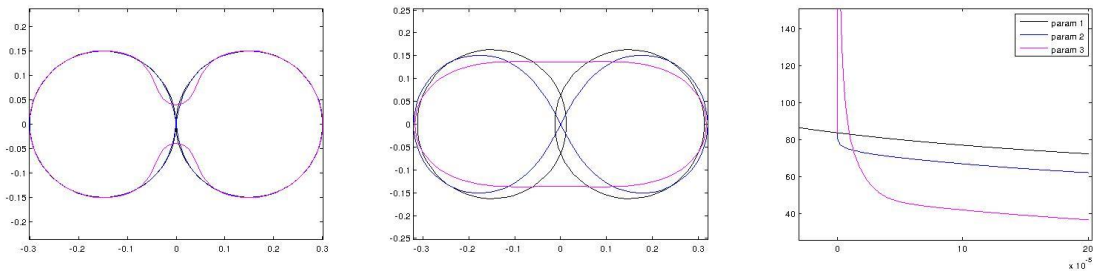


Figure 8: Parametric evolution of two contiguous circles associated to three different initial parametrizations; Left : Interfaces at $t = 10^{-5}$; Middle : Interfaces at $t = 5.10^{-5}$; Right : Evolution of the Willmore energy of each curve.

some critical points for the Willmore energy.

We present additional experiments in Figure 10 which illustrate the formation of singularities in dimension 3. On the first line, two spheres evolve by the classical diffuse flow. As the distance between the two spheres is about ε , they merge. We take in the second experiment the initial set $\Gamma(0)$ as the union of two parallel cylinders. The two cylinders grow up until collision time, at which a crossing arises. The last example shows the evolution of a cube cut by a plane (more precisely, both the plane and the cube's boundary separate the two phases, as in the 2D situation of Figure 7). The cube seems to evolve to a sphere without being disturbed by the presence of the plane. All these experiments show that the classical diffuse flow may yield singularities, although the comprehension of singular solutions to the Allen-Cahn equation in dimension 3 remains incomplete.




Figure 9: Smooth evolution of $\Gamma(t)$ by the classical diffuse Willmore flow in 3 D. First line: convergence to a Clifford torus (in blue). Second and third lines: convergence to Lawson-Kusner's surfaces of genus 2 and 4, respectively.

Conclusion In view of the above simulations, the following observations can be made on the classical diffuse approximation flow:

- It is possible to simulate the crossings of more than two interfaces;
- The evolution, by the classical diffuse flow, of two interfaces after crossing seems to be similar to the evolution by a smooth parametric approach. This is in favor of a varifold interpretation of the Willmore flow.




Figure 10: 3D-examples of evolutions by the classical diffuse flow yielding singularities.

4.3 Numerical simulations of Mugnai's flow

We now consider the PDE system associated with Mugnai's flow in the form that we introduced in Section 4.1.2:

$$\begin{cases} \partial_t u = \Delta \mu - \frac{1}{\varepsilon^2} W''(u) \mu + \tilde{\mathcal{B}}_\sigma(u) \\ \mu = \frac{1}{\varepsilon^2} W'(u) - \Delta u. \end{cases}$$

where

$$\tilde{\mathcal{B}}_\sigma(u) = W'(u) \left[\left(|\nabla v_{u,\sigma}|^2 - |\operatorname{div} v_{u,\sigma}|^2 \right) - \operatorname{curl}(\operatorname{curl}(v_{u,\sigma})) \cdot v_{u,\sigma} \right]$$

with $v_{u,\sigma} = \frac{\nabla u}{\sqrt{|\nabla u|^2 + \sigma^2}}$. The initial conditions $u(x,0)$ and $\mu(x,0)$ have the form

$$\begin{cases} u(x,0) &= \gamma\left(\frac{d(\Gamma_0)}{\varepsilon}\right) \\ \mu(x,0) &= -\frac{1}{\varepsilon}\Delta d(\Gamma_0)\gamma'\left(\frac{d(\Gamma_0)}{\varepsilon}\right) \end{cases}$$

We set the approximation parameter $\sigma = 10^{-3}$ and we solve numerically the system using Algorithm 2.

Convergence of Mugnai's approximation The first example illustrated in Figure 11 shows the evolution of a circle taken as initial set Γ_0 , and the comparison with the exact solution. The numerical parameters are $\mathcal{P} = 2^7$, $\varepsilon = 2/\mathcal{P}$ or $3/\mathcal{P}$, and $\delta_t = 1/2\varepsilon^2 1/\mathcal{P}^2$. The smaller is ε , the closer the numerical flow is with respect to the continuous flow. This may indicate that the penalization term $\tilde{\mathcal{B}}_\sigma(u)$ does not influence the evolution of smooth interfaces.

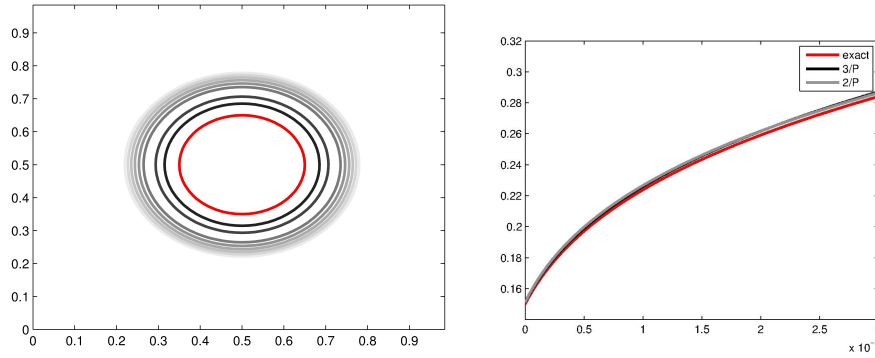


Figure 11: Left: evolution of a circle by Mugnai's flow; Right : Graphs of $t \mapsto R_\varepsilon(t)$ for different values of ε

This is also illustrated in Figure 12 where an initial torus in 3D evolves to the Clifford torus.

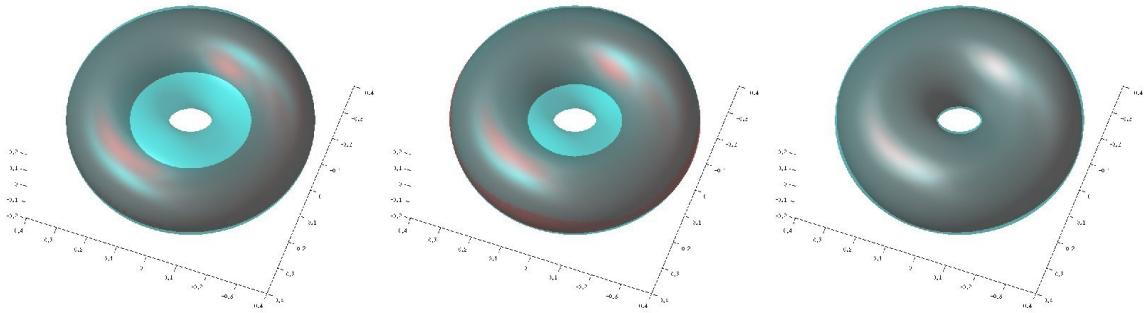


Figure 12: Smooth evolution by Mugnai's flow of a torus in 3D. The blue torus is the target Clifford torus.

We present two experiments in Figure 13 obtained with the set of parameters $\mathcal{P} = 2^7$, $\varepsilon = 2/\mathcal{P}$ and $\delta_t = 1/8\varepsilon^2 \mathcal{P}^{-2}$. The simulations indicate that the additional penalization term $\tilde{\mathcal{B}}_\sigma(u)$ prevents the interfaces from colliding. This is coherent with what we argued in Section 2.5, i.e. that Mugnai's energy equals the classical energy plus a functional that penalizes non profile functions.

The same observation is illustrated in 3D on Figure 14. Both cylinders grow up, but deform themselves rather than colliding.

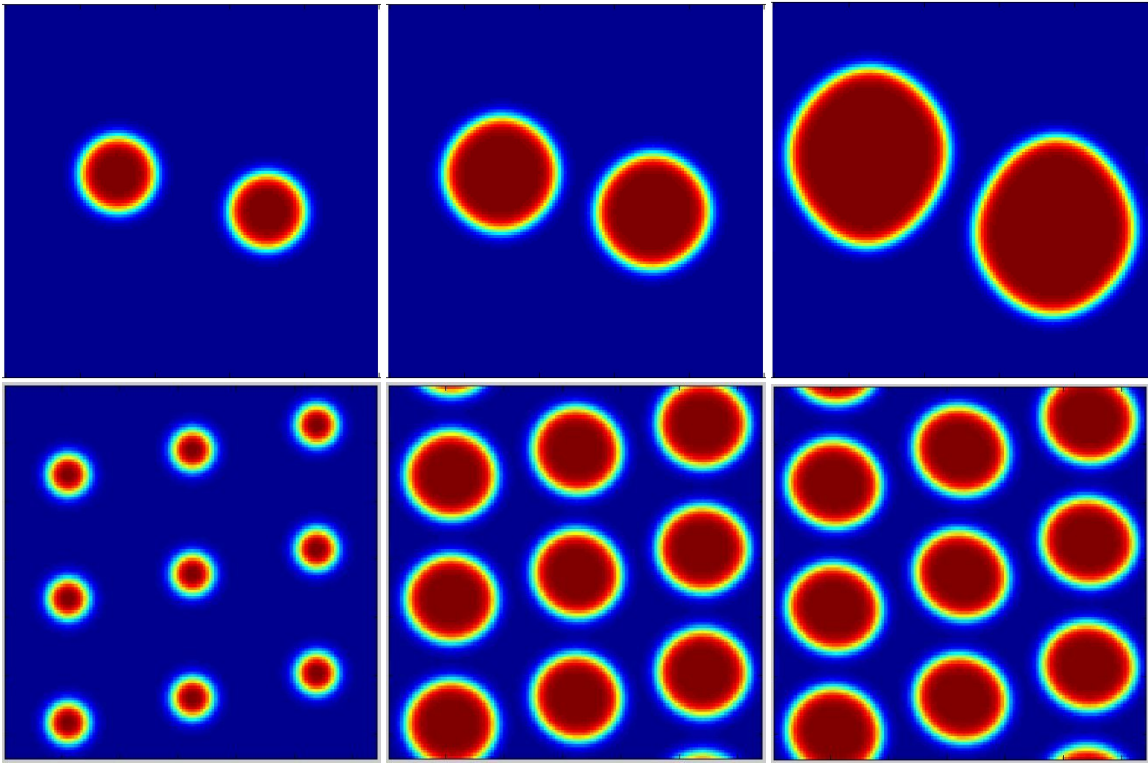


Figure 13: Illustrations in 2D that Mugnai's flow prevents from colliding.




Figure 14: Illustrations in 3D that Mugnai's flow prevents from colliding. The interfaces preferably deform themselves rather than merging.

Conclusion To conclude this experimental section on Mugnai’s flow, let us observe that

- As long as the interfaces are smooth, Mugnai’s and the classical flow behave in the same way, which was of course expected from the theoretical properties of the associated functionals. In particular, the penalization term $\tilde{\mathcal{B}}_\sigma(u)$ has no critical influence on the evolution of a smooth interface, as long as the evolution remains smooth as well with the classical flow.
- Since Mugnai’s energy $\mathcal{W}_\varepsilon^{\text{Mu}}$ Γ -converges in dimension 2 to the relaxation of the Willmore energy, the associated flow prevents from crossing, which is confirmed by the simulations. In 3D as well, our simulations indicate that no crossing should occur. This indicates that the Γ -convergence property should also be true in 3D for Mugnai’s energy, which is so far an open question that requires a better understanding of the diffuse approximation of the genus (having in mind the Gauss-Bonnet Theorem).

Acknowledgements

The authors thank Luca Mugnai, Selim Esedoglu, Petru Mironescu, and Giovanni Bellettini for fruitful discussions.

References

- [1] L. Ambrosio. Geometric evolution problems, distance function and viscosity solutions. In *Calculus of variations and partial differential equations (Pisa, 1996)*, pages 5–93. Springer, Berlin, 2000.
- [2] L. Ambrosio and C. Mantegazza. Curvature and distance function from a manifold. *J. Geom. Anal.*, 8(5):723–748, 1998. Dedicated to the memory of Fred Almgren.
- [3] L. Ambrosio and S. Masnou. A direct variational approach to a problem arising in image reconstruction. *Interfaces and Free Boundaries*, 5:63–81, 2003.
- [4] J. W. Barrett, H. Garcke, and R. Nürnberg. A parametric finite element method for fourth order geometric evolution equations. *J. Comput. Phys.*, 222(1):441–467, Mar. 2007.
- [5] J. W. Barrett, H. Garcke, and R. Nürnberg. On the parametric finite element approximation of evolving hypersurfaces in \mathbb{R}^3 . *J. Comput. Phys.*, 227:4281–4307, April 2008.
- [6] J. W. Barrett, H. Garcke, and R. Nürnberg. Parametric approximation of Willmore flow and related geometric evolution equations. *SIAM J. Scientific Computing*, 31(1):225–253, 2008.
- [7] J. W. Barrett, H. Garcke, and R. Nürnberg. A variational formulation of anisotropic geometric evolution equations in higher dimensions. *Numer. Math.*, 109:1–44, February 2008.
- [8] G. Bellettini. Variational approximation of functionals with curvatures and related properties. *J. Convex Anal.*, 4(1):91–108, 1997.
- [9] G. Bellettini, G. D. Maso, and M. Paolini. Semicontinuity and relaxation properties of curvature depending functional in 2D. *Annali della Scuola Normale di Pisa, Classe di Scienze, 4^e série*, 20(2):247–297, 1993.
- [10] G. Bellettini and L. Mugnai. Characterization and representation of the lower semicontinuous envelope of the elastica functional. *Ann. Inst. H. Poincaré, Anal. non Linéaire*, 21(6):839–880, 2004.
- [11] G. Bellettini and L. Mugnai. On the approximation of the elastica functional in radial symmetry. *Calc. Var. Partial Differential Equations*, 24:1–20, 2005.
- [12] G. Bellettini and L. Mugnai. A varifold representation of the relaxed elastica functional. *Journal of Convex Analysis*, 14(3):543–564, 2007.

- [13] G. Bellettini and L. Mugnai. Approximation of Helfrich’s functional via diffuse interfaces. *SIAM J. Math. Anal.*, 42(6):2402–2433, 2010.
- [14] G. Bellettini and M. Paolini. Approssimazione variazionale di funzionali con curvatura. In *Seminario Analisi Matematica, Univ. Bologna*, pages 87–97, 1993.
- [15] G. Bellettini and M. Paolini. Quasi-optimal error estimates for the mean curvature flow with a forcing term. *Differential Integral Equations*, 8(4):735–752, 1995.
- [16] G. Bellettini and M. Paolini. Anisotropic motion by mean curvature in the context of Finsler geometry. *Hokkaido Math. J.*, 25:537–566, 1996.
- [17] J. Bence, B. Merriman, and S. Osher. Diffusion generated motion by mean curvature. *Computational Crystal Growers Workshop, J. Taylor ed. Selected Lectures in Math., Amer. Math. Soc.*, pages 73–83, 1992.
- [18] A. Bobenko and P. Schröder. Discrete Willmore Flow. In *Eurographics Symposium on Geometry Processing*, 2005.
- [19] X. Cabré and J. Terra. Saddle-shaped solutions of bistable diffusion equations in all of \mathbb{R}^{2m} . *J. Eur. Math. Soc. (JEMS)*, 11(4):819–843, 2009.
- [20] G. Caginalp and P. C. Fife. Dynamics of layered interfaces arising from phase boundaries. *SIAM J. Appl. Math.*, 48(3):506–518, 1988.
- [21] J. Cahn and J. Taylor. Overview no. 113 – surface motion by surface diffusion. *Acta Metallurgica et Materialia*, 42(4):1045 – 1063, 1994.
- [22] J. W. Cahn. On spinodal decomposition. *Acta Metallurgica*, 9(9):795–801, Sept. 1961.
- [23] J. W. Cahn and J. E. Hilliard. Free energy of a nonuniform system. I. Interfacial free energy. *The Journal of Chemical Physics*, 28(2):258–267, 1958.
- [24] X. Chen. Generation and propagation of interfaces for reaction-diffusion equations. *J. Differential Equations*, 96(1):116–141, 1992.
- [25] X. Chen. Global asymptotic limit of solutions of the Cahn-Hilliard equation. *J. Differ. Geom.*, 44:262–311, 1996.
- [26] Y. G. Chen, Y. Giga, and S. Goto. Uniqueness and existence of viscosity solutions of generalized mean curvature flow equations. *Proc. Japan Acad. Ser. A Math. Sci.*, 65(7):207–210, 1989.
- [27] P. Colli and P. Laurencot. A phase-field approximation of the Willmore flow with volume constraint. *Interfaces Free Bound*, 13:341–351, 2011.
- [28] P. Colli and P. Laurencot. A phase-field approximation of the Willmore flow with volume and area constraints. *SIAM J. Math. Anal.*, 44:3734–3754, 2012.
- [29] H. Dang, P. C. Fife, and L. Peletier. Saddle solutions of the bistable diffusion equation. *Zeitschrift für angewandte Mathematik und Physik ZAMP*, 43(6):984–998, Nov. 1992.
- [30] E. De Giorgi. Some remarks on Γ -convergence and least square methods. In G. D. Maso and G. Dell’Antonio, editors, *Composite Media and Homogenization Theory*, pages 135–142. Birkhäuser, Boston, 1991.
- [31] K. Deckelnick and G. Dziuk. Discrete anisotropic curvature flow of graphs. *M2AN Math. Model. Numer. Anal.*, 33:1203–1222, 1999.
- [32] K. Deckelnick, G. Dziuk, and C. M. Elliott. Computation of geometric partial differential equations and mean curvature flow. *Acta Numer.*, 14:139–232, 2005.

- [33] M. del Pino, M. Kowalczyk, F. Pacard, and J. Wei. Multiple-end solutions to the Allen-Cahn equation in \mathbb{R}^2 . *J. Funct. Anal.*, 258(2):458–503, 2010.
- [34] M. Droske and M. Rumpf. A level set formulation for Willmore flow. *Interfaces and free boundaries*, pages 361–378, 2004.
- [35] Q. Du, C. Liu, and X. Wang. A phase field approach in the numerical study of the elastic bending energy for vesicle membranes. *J. Comput. Phys.*, 198(2):450–468, Aug. 2004.
- [36] Q. Du, C. Liu, and X. Wang. Simulating the deformation of vesicle membranes under elastic bending energy in three dimensions. *J. Comput. Phys.*, 212(2):757–777, Mar. 2006.
- [37] Q. Du and X. Wang. Convergence of numerical approximations to a phase field bending elasticity model of membrane deformations. *Internat. J. Numer. Anal. Modeling*, 4:441–459, 2007.
- [38] G. Dziuk. Computational parametric Willmore flow. *Numer. Math.*, 111(1):55–80, Oct. 2008.
- [39] G. Dziuk, E. Kuwert, and R. Schätzle. Evolution of elastic curves in \mathbb{R}^n : Existence and computation. *SIAM J. Math. Anal.*, 33(5):1228–1245, 2002.
- [40] S. Esedoglu. Unpublished work, 2009.
- [41] S. Esedoglu, A. Rätz, and M. Röger. Colliding Interfaces in Old and New Diffuse-interface Approximations of Willmore-flow. *ArXiv e-prints*, Sept. 2012.
- [42] S. Esedoglu, S. J. Ruuth, and R. Tsai. Threshold dynamics for high order geometric motions. *Interfaces and Free Boundaries*, 10(3):263–282, 2008.
- [43] L. C. Evans and J. Spruck. Motion of level sets by mean curvature. I. *J. Differential Geom.*, 33(3):635–681, 1991.
- [44] P. C. Fife. Models for phase separation and their mathematics. *Electron. J. Differential Equations*, pages No. 48, 26 pp. (electronic), 2000.
- [45] M. Franken, M. Rumpf, and B. Wirth. A phase field based PDE constraint optimization approach to time discrete Willmore flow. *International Journal of Numerical Analysis and Modeling*, 2011. accepted.
- [46] D. Gilbarg and N. Trudinger. *Elliptic Partial Differential Equations of Second Order*. Springer, 1998.
- [47] C. Gui. Hamiltonian identities for elliptic partial differential equations. *J. Funct. Anal.*, 254(4):904–933, 2008.
- [48] P. Hartman and A. Wintner. On the local behavior of solutions of non-parabolic partial differential equations. *Amer. J. Math.*, 75:449–476, 1953.
- [49] L. Hsu, R. Kusner, and J. Sullivan. Minimizing the squared mean curvature integral for surfaces in space forms. *Experimental Mathematics*, 1(3):191–207, 1992.
- [50] M. Kowalczyk, Y. Liu, and F. Pacard. Four ended solutions to the Allen-Cahn equation on the plane. *Ann. Inst. H. Poincaré Anal. Non Linéaire*, 29(5):761–781, 2012.
- [51] R. Kusner. Comparison surfaces for the Willmore problem. *Pacific J. Math.*, 138(2), 1989.
- [52] E. Kuwert and R. Schätzle. Removability of point singularities of Willmore surfaces. *Ann. of Math.* (2), 160(1):315–357, 2004.
- [53] E. K. Kuwert and R. Schätzle. The Willmore flow with small initial energy. *Differential Geom.*, 57(3):409–441, 2001.
- [54] J. Langer and D. A. Singer. Curve straightening and a minimax argument for closed elastic curves. *Topology*, 24:75–88, 1985.

- [55] G. Leonardi and S. Masnou. Locality of the mean curvature of rectifiable varifolds. *Adv. Calc. of Var.*, 2(1):17–42, 2009.
- [56] P. Loreti and R. March. Propagation of fronts in a nonlinear fourth order equation. *European Journal of Applied Mathematics*, 11:203–213, 3 2000.
- [57] J. Lowengrub, A. Rätz, and A. Voigt. Phase-field modeling of the dynamics of multicomponent vesicles: Spinodal decomposition, coarsening, budding, and fission. *Physical Review E (Statistical, Nonlinear, and Soft Matter Physics)*, 79(3):031926+, 2009.
- [58] F. C. Marques and A. Neves. Min-Max theory and the Willmore conjecture. *arXiv:1202.6036*, 2012.
- [59] S. Masnou and G. Nardi. A coarea-type formula for the relaxation of a generalized Willmore functional. *J. Convex Analysis*, to appear, 2013.
- [60] S. Masnou and G. Nardi. Gradient Young measures, varifolds, and a generalized Willmore functional. *Adv. Calc. Var.*, to appear, 2013.
- [61] U. F. Mayer and G. Simonett. A numerical scheme for axisymmetric solutions of curvature driven free boundary problems, with applications to the Willmore flow. *Interfaces Free Bound*, 4(1):89–109, 2002.
- [62] L. Modica and S. Mortola. Il limite nella Γ -convergenza di una famiglia di funzionali ellittici. *Boll. Un. Mat. Ital. A (5)*, 14(3):526–529, 1977.
- [63] L. Modica and S. Mortola. Un esempio di Γ -convergenza. *Boll. Un. Mat. Ital. B (5)*, 14(1):285–299, 1977.
- [64] R. Moser. A higher order asymptotic problem related to phase transitions. *SIAM J. Math. Analysis*, 37(3):712–736, 2005.
- [65] L. Mugnai. Gamma-convergence results for phase-field approximations of the 2D-Euler elastica functional. *ArXiv e-prints*, Sept. 2010.
- [66] Y. Nagase and Y. Tonegawa. A singular perturbation problem with integral curvature bound. *Hiroshima Mathematical Journal*, 37:455–489, 2007.
- [67] N. Olischläger and M. Rumpf. A nested variational time discretization for parametric Willmore flow. *Interfaces and Free Boundaries*, 2011. In Press.
- [68] S. Osher and R. Fedkiw. *Level Set Methods and Dynamic Implicit Surfaces*. Springer-Verlag New York, Applied Mathematical Sciences, 2002.
- [69] S. Osher and N. Paragios. *Geometric Level Set Methods in Imaging, Vision and Graphics*. Springer-Verlag, New York, 2003.
- [70] S. Osher and J. A. Sethian. Fronts propagating with curvature-dependent speed: algorithms based on hamilton-jacobi formulations. *J. Comput. Phys.*, 79:12–49, 1988.
- [71] M. Paolini. An efficient algorithm for computing anisotropic evolution by mean curvature. In *Curvature flows and related topics (Levico, 1994)*, volume 5 of *GAKUTO Internat. Ser. Math. Sci. Appl.*, pages 199–213. Gakkōtoshō, Tokyo, 1995.
- [72] R. L. Pego. Front migration in the nonlinear Cahn-Hilliard equation. *Proc. Roy. Soc. London Ser. A*, 422(1863):261–278, 1989.
- [73] K. Polthier. *Polyhedral surfaces of constant mean curvature*. Habilitation thesis, TU Berlin, 2002.
- [74] M. Röger and R. Schätzle. On a modified conjecture of De Giorgi. *Math. Z.*, 254(4):675–714, 2006.

- [75] J. Rowlinson. Translation of J. D. van der Waals' "The thermodynamik theory of capillarity under the hypothesis of a continuous variation of density". *Journal of Statistical Physics*, 20(2):197–200, 1979.
- [76] R. E. Rusu. An algorithm for the elastic flow of surfaces. *Interfaces Free Bound.*, 3:229–229, 2005.
- [77] S. Serfaty. Gamma-convergence of gradient flows on hilbert and metric spaces and applications. *Disc. Cont. Dyn. Systems*, 31(4):1427–1451, 2011.
- [78] Y. Tonegawa. Phase field model with a variable chemical potential. *Proceedings of the Royal Society of Edinburgh: Section A Mathematics*, 132:993–1019, 7 2002.
- [79] M. Wardetzky, M. Bergou, D. Harmon, D. Zorin, and E. Grinspun. Discrete quadratic curvature energies. *Computer Aided Geometric Design*, 24(8–9):499–518, 2007.