



HAL
open science

ON COMPLEX LINE ARRANGEMENTS AND THEIR BOUNDARY MANIFOLDS

Vincent Florens, Benoît Guerville-Ballé, Miguel A. Marco Buzunariz

► **To cite this version:**

Vincent Florens, Benoît Guerville-Ballé, Miguel A. Marco Buzunariz. ON COMPLEX LINE ARRANGEMENTS AND THEIR BOUNDARY MANIFOLDS. *Mathematical Proceedings of the Cambridge Philosophical Society*, 2015, pp.1 – 17. hal-00825063v3

HAL Id: hal-00825063

<https://hal.science/hal-00825063v3>

Submitted on 29 Jun 2015

HAL is a multi-disciplinary open access archive for the deposit and dissemination of scientific research documents, whether they are published or not. The documents may come from teaching and research institutions in France or abroad, or from public or private research centers.

L'archive ouverte pluridisciplinaire **HAL**, est destinée au dépôt et à la diffusion de documents scientifiques de niveau recherche, publiés ou non, émanant des établissements d'enseignement et de recherche français ou étrangers, des laboratoires publics ou privés.

On complex line arrangements and their boundary manifolds

BY V. Florens

LMA, UMR CNRS 5142, Université de Pau et des Pays de l'Adour 64000 Pau, France
e-mail: vincent.florens@univ-pau.fr

B. Guerville-Ballé

IJF, UMR 5582 CNRS-UJF, Université Grenoble Alpes 38 000 Grenoble, France
e-mail: benoit.guerville-balle@math.cnrs.fr

AND M.A. Marco Buzunariz

ICMAT: CSIC-Complutense-Autónoma-Carlos III, Departamento de Algebra
Facultad de CC. Matemáticas - Plaza de las Ciencias, 3, 28040 Madrid, Spain
e-mail: mmarco@unizar.es

(Received 6 February 2014; revised 26 February 2015)

Abstract

Let \mathcal{A} be a line arrangement in the complex projective plane $\mathbb{C}P^2$. We define and describe the inclusion map of the boundary manifold –the boundary of a close regular neighborhood of \mathcal{A} – in the exterior of the arrangement. We obtain two explicit descriptions of the map induced on the fundamental groups. These computations provide a new minimal presentation of the fundamental group of the complement.



1. *Introduction*

Line arrangements are finite collections of complex lines in the projective space $\mathbb{C}P^2$, that is, plane algebraic curves whose irreducible components are all of degree one. The general study of discriminants of curves in $\mathbb{C}P^2$ and their stratification leads to considering the homeomorphism type of the pair as a natural isotopy invariant. We refer to this invariant as the *topology of the embedding*. O. Zariski was the first to show that the *combinatorial description* of a curve (degree of the components, local type of the singularities,...) is not enough to determine the topology. The case of line arrangements is quite motivating since lines are non-singular and two lines intersect at a single point: the combinatorial structure of an arrangement can easily be encoded in the *incidence graph*. However, S. MacLane [11] showed that it does not determine the deformation class. Later G. Rybnikov [14] showed that combinatorics does not determine even the topological type of the complement (see also [2, 3]). This motivates the study of topological invariants such as the fundamental group (and related: characters, Alexander invariants, characteristic varieties,...).

On the other hand, one may consider the *boundary manifold* $B_{\mathcal{A}}$ of an arrangement \mathcal{A} , defined as the boundary of a closed regular neighborhood in $\mathbb{C}P^2$. It is a compact graph 3-manifold in the sense of F. Waldhausen [15], whose topology is combinatorially

determined [16, 6]. In particular the graph structure is modeled by the incidence graph $\Gamma_{\mathcal{A}}$. Its fundamental group can be computed from this description, see for example [6].

Our general aim is to study the inclusion map of the boundary manifold $B_{\mathcal{A}}$ in the exterior $E_{\mathcal{A}}$ of the arrangement in $\mathbb{C}\mathbb{P}^2$ and to give an explicit method to compute the map at the level of their fundamental groups. This is related to the work of E. Hironaka [9] on complexified real arrangements, but the complex case requires a more careful study of generators of $\pi_1(B_{\mathcal{A}})$, coming from cycles of the graph $\Gamma_{\mathcal{A}}$. From these computations, we derive a new minimal presentation of $\pi_1(E_{\mathcal{A}})$.

Our main motivation is a series of papers (of joint works with E. Artal [4, 8, 7]), where applications of the map and its description are given. We observe that the inclusion map captures some relevant information on the position of singularities that is not contained in the combinatorics. Indeed, in [4], we use it to construct a new topological invariant of arrangements, see [8, 7] for illustrations and examples. Let us also mention that our method allows to complete the work of E. Artal [1] on the essential coordinate components of the characteristic varieties of an arrangement. It provides a crucial geometrical ingredient to compute the depth of any characters of the fundamental group (see in particular [1] Section 5.4). This gives the only known way—a geometrical way—to compute this algebraic invariant of arrangements.

In Section 2, we recall the basics on combinatorics of arrangements. We construct the boundary manifold $B_{\mathcal{A}}$ from the incidence graph $\Gamma_{\mathcal{A}}$ and give a presentation of its fundamental group. Section 3 is devoted to the complement $E_{\mathcal{A}}$ and the calculation of its fundamental group from the braided wiring diagram. In Section 4, we present the method to compute the inclusion map on fundamental groups. We obtain a description of the homotopy type of the exterior where the boundary manifold appears explicitly. In Section 5, we illustrate the method using MacLane’s arrangement.

Along the different sections, the notions and computations are illustrated with the *didactic* example described by the following equations:

$$\begin{aligned} L_0 &= \{z = 0\}, \quad L_1 = \{-(i+2)x + (2i+3)y = 0\}, \quad L_2 = \{-x + (i+2)y = 0\}, \\ L_3 &= \{-x + 3y + iz = 0\}, \quad L_4 = \{-x + (2i+2)y = 0\}. \end{aligned}$$

2. The boundary manifold

We sometimes use both projective and affine points of view on arrangements. For a given arrangement \mathcal{A} in $\mathbb{C}\mathbb{P}^2$ with $n+1$ lines, the line L_0 will denote an arbitrary choice of the line at infinity. The arrangement $\mathcal{A} - L_0$ in $\mathbb{P}^2 - L_0 \simeq \mathbb{C}^2$ is an affine arrangement with n lines.

The boundary manifold $B_{\mathcal{A}}$ is the boundary of a closed regular neighborhood of \mathcal{A} , which can be constructed as a sub-complex of a triangulation of \mathbb{P}^2 —the closed star of \mathcal{A} in the second barycentric subdivision. This is a compact, connected, oriented graph 3-manifold, modeled on the incidence graph. In particular, it is combinatorially determined: any isomorphism of the incidence graph induces an isomorphism of the graph manifold, [9].

2.1. Incidence graph

Let \mathcal{A} be an arrangement with set of singular points \mathcal{Q} . The incidence graph encodes the combinatorial information on \mathcal{A} , see [13] for details. For $P \in \mathcal{Q}$, let us denote $A_P = \{\ell \in \mathcal{A} \mid P \in \ell\}$. The number $m_P = \#A_P \geq 2$ is called the *multiplicity* of P .

DEFINITION 2.1. The incidence graph $\Gamma_{\mathcal{A}}$ of \mathcal{A} is a non-oriented bipartite graph where the set of vertices $V(\mathcal{A})$ decomposes as $V_P(\mathcal{A}) \amalg V_L(\mathcal{A})$, where

$$V_P(\mathcal{A}) = \{v_P \mid P \in \mathcal{Q}\}, \quad V_L(\mathcal{A}) = \{v_L \mid L \in \mathcal{A}\}.$$

The vertices of $V_P(\mathcal{A})$ are called point-vertices and those of $V_L(\mathcal{A})$ are called line-vertices. The edges of $\Gamma_{\mathcal{A}}$ join v_L to v_P if and only if $L \in \mathcal{A}_P$. They are denoted $e(L, P)$.

A morphism between incidence graphs is a morphism of graphs preserving the vertex labelings, which send elements of $V_P(\mathcal{A})$ (resp. $V_L(\mathcal{A})$) to elements of $V_P(\mathcal{A})$ (resp. $V_L(\mathcal{A})$).

The incidence graph of the didactic example is pictured in Figure 1.

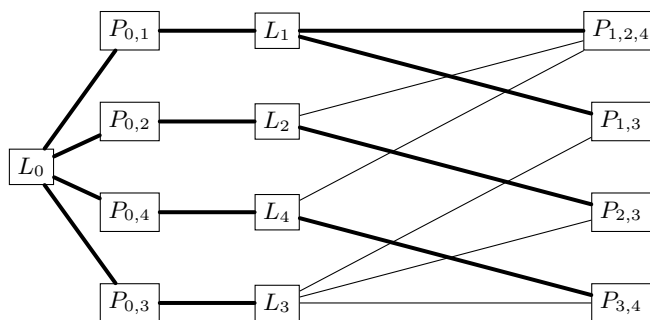


Fig. 1. Incidence graph of the didactic example

2.2. Construction of $B_{\mathcal{A}}$

Let U be a compact regular neighborhood of \mathcal{A} . We recall that the boundary manifold $B_{\mathcal{A}}$ can be defined as the boundary of U . This manifold $B_{\mathcal{A}}$ is combinatorially determined and can be computed from the incidence graph $\Gamma_{\mathcal{A}}$ as follows:

For every singular point $P \in \mathcal{Q}$ of \mathcal{A} , consider a 4-ball \mathbb{B}_P of radius η , centered in P . Let $\mathcal{S}_P = \partial(\mathbb{B}_P) \setminus \mathbf{T}$, where \mathbf{T} is an open regular neighborhood of the link $L_P = (\partial\mathbb{B}_P \cap \mathcal{A})$. The boundary of \mathcal{S}_P is a union of disjoint tori T indexed by the lines L_i passing through P , and $T_L = (L \cap \partial\mathbb{B}_P) \times S^1$.

DEFINITION 2.2. Let $P \in \mathcal{Q}$ and $L \in \mathcal{A}$ be such that $P \in L$. The meridian m_L and the longitude l_L of the torus T_L are the pair of oriented simple closed curves in $T_L \subset \partial\overline{\mathbf{T}}$ which are determined up to isotopy by the homology and linking relations:

$$m_L \sim 0, \quad l_L \sim (L \cap \overline{\mathbf{T}}) \quad \text{in } H_1(\overline{\mathbf{T}});$$

$$\ell(m_L, L \cap \overline{\mathbf{T}}) = 1, \quad \ell(l_L, L \cap \overline{\mathbf{T}}) = 0,$$

where $\ell(\cdot, \cdot)$ denotes the linking number in $\partial\mathbb{B}_P \simeq S^3$.

Consider the surface:

$$F = \mathcal{A} \setminus \prod_{P \in \mathcal{Q}} \left(\mathcal{A} \cap \mathring{\mathbb{B}}_P \right).$$

It is obtained by removing of \mathcal{A} open discs from the \mathbb{B}_P 's. One sees that F is a union $\prod_{i=0}^n F_i$ where each F_i corresponds to the line L_i of \mathcal{A} . Let $\mathcal{N}_i = F_i \times S^1$ whose boundary is a union of disjoint tori T indexed by the points $P \in \mathcal{P} \cap L_i$.

4 V. FLORENS, B. GUERVILLE-BALLÉ AND M.A. MARCO BUZUNARIZ

Let D be a generic line (i.e. for all $P \in \mathcal{Q}$, $P \notin D$), and consider D as the line at infinity. We decompose \mathcal{N}_i in the solid torus $\mathcal{N}_i \cap T(D) = \mathbf{T}_i^\infty$, where $T(D)$ is regular neighborhood of D , and the affine part $\mathcal{N}_i^{\text{aff}}$ defined as the closure of $\mathcal{N}_i \setminus \mathbf{T}_i^\infty$. Viewed as the affine part, $\mathcal{N}_i^{\text{aff}}$ admits a natural trivialization in the affine space $\mathbb{C}\mathbb{P}^2 \setminus D$, and we choose a section s of $\mathcal{N}_i^{\text{aff}}$.

DEFINITION 2.3. *Let $L_i \in \mathcal{A}$ and $P \in \mathcal{P}$ be such that $P \in L_i$. The longitude l_P of the torus T_P is the intersection of the section s with T_P . The meridian m_P of T_P is the class in $H_1(T_P)$ of $\{*\} \times S^1$.*

REMARK 2.4. *To reconstruct \mathcal{N}_i from $\mathcal{N}_i^{\text{aff}}$ and \mathbf{T}_i^∞ , we glue the boundary component of $\mathcal{N}_i^{\text{aff}}$ different of the T_P 's with $\partial\mathbf{T}_i^\infty$. The gluing is done identifying the intersection of the section in this component with the sum of a longitude of $\partial\mathbf{T}_i^\infty$ (i.e. a curve in $\partial\mathbf{T}_i^\infty$ homologically equivalent to $L_i \cap \mathbf{T}_i^\infty$ in \mathbf{T}_i^∞) and a meridian; and the meridian with a fiber of the S^1 -fibration of T_i^∞ .*

For each edge $e(L_i, P)$ of $\Gamma_{\mathcal{A}}$, glue S_P with \mathcal{N}_i along T_{L_i} and T_P identifying meridian with meridian, and longitude with longitude. The manifold then obtained is the boundary manifold of \mathcal{A} . From this construction of $B_{\mathcal{A}}$, we deduce its structure as a graph manifold.

PROPOSITION 2.5 ([16, 9]). *Let \mathcal{A} be a complex line arrangement. The boundary manifold $B_{\mathcal{A}}$ is a graph manifold over the incidence graph $\Gamma_{\mathcal{A}}$.*

REMARK 2.6. *Our construction is different from the one in [16] and [6] which uses the blow-up $\hat{\mathcal{A}}$ of \mathcal{A} and plumbing graph as defined by W.D. Neumann in [12]. Since the incidence graph of \mathcal{A} and the dual graph of $\hat{\mathcal{A}}$ are equivalent, a result of F. Waldhausen [15] shows that the corresponding manifolds are homeomorphic. With elementary computations, though the gluings are described differently, one may show that the two constructions coincide. The two constructions give different presentations of the fundamental group of the boundary manifold.*

COROLLARY 2.7. *The boundary manifold of a complex line arrangement depends only on the combinatorics of the arrangement.*

Proof. The plumbing used to construct $B_{\mathcal{A}}$ as a graph manifold over $\Gamma_{\mathcal{A}}$ is combinatorial. The equivalence of $\Gamma_{\mathcal{A}}$ and the combinatorics of \mathcal{A} lead to the result.

2.3. Fundamental group of $B_{\mathcal{A}}$

The fundamental group of $B_{\mathcal{A}}$ is the group associated to the incidence graph, see [16, 6]. Two types of generators naturally appear: the *meridians* of the lines and the *cycles* related to the graph.

DEFINITION 2.8. *Let L be a line in $\mathbb{C}\mathbb{P}^2$, and b be a point in $\mathbb{C}\mathbb{P}^2 \setminus \mathcal{A}$. A homotopy class $\alpha \in \pi_1(\mathbb{C}\mathbb{P}^2 \setminus \mathcal{A}, b)$ is a meridian of L if α has a representative δ constructed as follows:*

- *there is a smooth complex analytic disc $\Delta \subset \mathbb{C}\mathbb{P}^2$ transverse to L at a smooth point of \mathcal{A} and such that $\Delta \cap L = \{b'\} \subset L$, and pick out a point $b'' \in \partial\Delta$.*
- *there is a path a in $\mathbb{C}\mathbb{P}^2 \setminus \mathcal{A}$ from b to $b'' \in \partial\Delta$;*
- *$\delta = a^{-1} \cdot \beta \cdot a$, where β is the closed path based in b' given by $\partial\Delta$ (in the positive direction).*

Choose arbitrarily a line L_0 of the arrangement. Note that a meridian of L_0 is the product of the inverse of some meridians of the lines L_1, \dots, L_n , in $E_{\mathcal{A}}$. Let \mathcal{P} be the set of singular points of the affine arrangement $\mathcal{A}^{\text{aff}} = \mathcal{A} \setminus L_0$. We assume that \mathcal{A} is ordered. In Sub-section 3.1, a particular order will be fixed.

DEFINITION 2.9. *A cycle of the incidence graph $\Gamma_{\mathcal{A}}$ is an element of $\pi_1(\Gamma_{\mathcal{A}}, v_{L_0})$.*

REMARK 2.10. *The group $\pi_1(\Gamma_{\mathcal{A}}, v_{L_0})$ is a free group on $b_1(\Gamma_{\mathcal{A}})$ generators.*

We construct a generating system \mathcal{E} of cycles of $\Gamma_{\mathcal{A}}$ as follows. Let \mathcal{T} be the maximal tree of $\Gamma_{\mathcal{A}}$ containing the following edges:

- $e(L, P)$ for all $P \in L_0$, and $L \in \mathcal{A}$;
- $e(L_{\nu(P)}, P)$ for all $P \in \mathcal{P}$ and $\nu(P) = \min\{j \mid L_j \in \mathcal{A}_P\}$.

REMARK 2.11. *Up to the choice of an order on \mathcal{A} , this maximal tree is uniquely determined.*

An edge in $\Gamma_{\mathcal{A}} \setminus \mathcal{T}$ is of the form $e(L_j, P)$, with $P \in \mathcal{P}$ and $L_j \in \mathcal{A} \setminus L_0$. By definition of a maximal tree, there exists a unique path $\lambda_{P,j}$ in \mathcal{T} joining v_P and v_{L_j} . The unique cycle of $\Gamma_{\mathcal{A}}$ containing the three line-vertices v_{L_0} , $v_{L_{\nu(P)}}$ and v_{L_j} , and no other line-vertex, is denoted by:

$$\xi_{\nu(P),j} = \lambda_{P,j} \cup e(L_j, P).$$

Let \mathcal{E} be the set of cycles of $\Gamma_{\mathcal{A}}$ of the form $\xi_{s,t}$. To each $\xi_{s,t}$ in \mathcal{E} will correspond a cycle of $\pi_1(B_{\mathcal{A}}, X_0)$ (where $X_0 \in \mathcal{N}_0$), that we denote $\mathbf{e}_{s,t}$.

NOTATION 2.12. *We denote $[a_1, \dots, a_m]$ the equality of all the cyclic permutations*

$$a_1 \cdots a_m = a_2 \cdots a_m a_1 = \cdots = a_m a_1 \cdots a_{m-1}.$$

For $i = 0, \dots, n$, let α_i be a meridian of L_i contained in the boundary of a regular neighborhood of L_0 , and for $\xi_{s,t} \in \mathcal{E}$, let $\mathbf{e}_{s,t}$ be a non trivial cycle contained in $\left(\bigcup_{v_P \in \xi_{s,t}} \mathcal{S}_P \right) \cup \left(\bigcup_{v_L \in \xi_{s,t}} \mathcal{N}_L \right)$, coming from the gluing over the edge $e(L_t, P)$ where P is $L_s \cap L_t$. We assume that $(s, t) \neq (s', t')$ is equivalent to $\mathbf{e}_{s,t} \cap \mathbf{e}_{s',t'} = X_0$.

PROPOSITION 2.13. *Let α_i and $\mathbf{e}_{s,t}$ be as previously defined. For any singular point $P = P_{i_1, \dots, i_m}$ with multiplicity m and $i_1 = \nu(P)$, let*

$$\mathcal{R}_P = [\alpha_{i_m}^{c_{i_m}}, \dots, \alpha_{i_2}^{c_{i_2}}, \alpha_{i_1}], \text{ where } c_{i_j} = \mathbf{e}_{i_1, i_j} \text{ for all } j = 2, \dots, m.$$

The fundamental group of the boundary manifold $B_{\mathcal{A}}$ admits the following presentation:

$$\pi_1(B_{\mathcal{A}}, X_0) = \langle \alpha_0, \alpha_1, \dots, \alpha_n, \mathbf{e}_{s_1, t_1}, \dots, \mathbf{e}_{s_l, t_l} \mid \bigcup_{P \in \mathcal{P}} \mathcal{R}_P \rangle.$$

It is worth noticing that the $\mathbf{e}_{s,t}$ are not uniquely defined (see details in the proof).

Proof. Consider $P \in \mathcal{Q}$. Assume that $P = P_{i_1, \dots, i_m}$. Let $y_{P, i_1}, \dots, y_{P, i_m}$ be the 'local' meridians of the line L_i in $\partial \mathbb{B}_P$. We have the following presentation of $\pi_1(\mathcal{S}_P)$:

$$\pi_1(\mathcal{S}_P) = \langle y_{P, i_1}, \dots, y_{P, i_m} \mid [y_{P, i_m}, \dots, y_{P, i_1}] \rangle.$$

Remark that, according with Definition 2.2, y_{P, i_j} is a meridian of T_{i_j} and a longitude is the product of the other y_{P, i_k} .

Consider $k \in \{0, \dots, n\}$. Let $\mathcal{Q} \cap L_k = \{P_{k_1}, \dots, P_{k_l}\}$. Let g_{k,k_i} be the image of a meridian in F_k around P_{k_i} , viewed in $F_k \times \{1\} \subset \mathcal{N}_k$, and $\alpha_k \in \pi_1(\mathcal{N}_k)$ a meridian of L_k contained in a regular neighborhood of L_0 . We have the following presentation of $\pi_1(\mathcal{N}_k)$:

$$\pi_1(\mathcal{N}_k) = \langle g_{k,k_1}, \dots, g_{k,k_l}, \alpha_k \mid \forall i \in \{1, \dots, l\}, \alpha_k^{-1} \cdot g_{k,k_i} \cdot \alpha_k = g_{k,k_i} \rangle.$$

Remark that according with Definition 2.3, g_{k,k_i} is a longitude and α_k is a meridian of T_{P_i} .

As a first step, we only glue the \mathcal{N}_k 's and the \mathcal{S}_P 's over the edges of \mathcal{T} . To do this, we use Seifert-Van Kampen's Theorem, and we consider a contractible set Θ homeomorphic to \mathcal{T} and joining the base points of the \mathcal{N}_k 's and the \mathcal{S}_P 's. The fundamental group of $B_{\mathcal{A}}$ is computed relative to Θ .

As a second step, we glue over the edges of $\Gamma_{\mathcal{A}} - \mathcal{T}$ (or equivalently the elements of \mathcal{E}). Then we use Seifert-Van Kampen's Theorem and HNN-extension; and we denote by $\mathbf{e}_{s,t}$ the cycle coming from the glue due to the edge $e(L_t, P)$, with $P = L_s \cap L_t$.

Note that if $P_i \in L_j$, then the meridian α_j is identified with $y_{P_i,j}$ and $g_{j,i}$ is identified with the product of generators of $\pi_1(\mathcal{S}_{P_i})$ not equal to $y_{P_i,j}$. After first doing a simplification, we obtain the following presentation of the fundamental group of the boundary manifold:

$$\pi_1(B_{\mathcal{A}}) = \langle \alpha_0, \alpha_1, \dots, \alpha_n, \mathbf{e}_{s_1,t_1}, \dots, \mathbf{e}_{s_l,t_l} \mid \bigcup_{P \in \mathcal{Q}} \mathcal{R}_P \rangle.$$

By construction of \mathcal{T} , the relations \mathcal{R}_P , for $P \in L_0$, are of the form:

$$[\alpha_{0_m}, \alpha_{0_{m-1}}, \dots, \alpha_{0_2}, \alpha_0].$$

But, the presentation of $\pi_1(\mathcal{N}_0)$ implies that α_0 commutes with the $g_{0,i}$ and by identification it commutes with α_i , for $i \in \{1, \dots, n\}$. Which implies that for all $P \in L_0$, the relations \mathcal{R}_P are trivial.

EXAMPLE 2.14. *The fundamental group of the didactic example boundary manifold is:*

$$\langle \alpha_0, \alpha_1, \alpha_2, \alpha_3, \alpha_4, \varepsilon_{1,2}, \varepsilon_{1,3}, \varepsilon_{1,4}, \varepsilon_{2,3}, \varepsilon_{3,4} \mid [\alpha_4^{\varepsilon_{1,4}}, \alpha_2^{\varepsilon_{1,2}}, \alpha_1], [\alpha_3^{\varepsilon_{1,3}}, \alpha_1], [\alpha_3^{\varepsilon_{3,4}}, \alpha_4], [\alpha_3^{\varepsilon_{2,3}}, \alpha_2] \rangle.$$

3. The complement

Let $E_{\mathcal{A}}$ be the complement of a tubular neighborhood of \mathcal{A} . As before, we choose an arbitrary line $L_0 \in \mathcal{A}$, and let \mathbb{C}^2 be $\mathbb{C}P^2 - L_0$.

3.1. Braided wiring diagrams

Consider a linear projection $\pi : \mathbb{C}^2 \rightarrow \mathbb{C}$, *generic* in the sense that:

- For all $i \in \{1, \dots, n\}$, the restriction of $\pi|_{L_i}$ is a homeomorphism.
- Each multiple point lie in a different fiber of π .

We suppose that the points $x_i = \pi(P_i)$ have distinct real parts, and that we can order the points of $\pi(\mathcal{P})$ by increasing real parts, so that $Re(x_1) < Re(x_2) \dots < Re(x_k)$. A smooth path $\gamma : [0, 1] \rightarrow \mathbb{C}$ emanating from x_0 with $Re(x_0) < Re(x_1)$, passing through x_1, \dots, x_k in order, and horizontal in a neighborhood of each x_i is said to be *admissible*.

DEFINITION 3.1. The braided wiring diagram associated to an admissible path γ is defined by:

$$W_{\mathcal{A}} = \{(x, y) \in \mathcal{A} \mid \exists t \in [0, 1], p(x, y) = \gamma(t)\}.$$

The trace $\omega_i = W_{\mathcal{A}} \cap L_i$ is called the wire associated to the line L_i .

Note that if \mathcal{A} is a real complexified arrangement, then $\gamma = [x_0 - \eta, x_k + \eta] \subset \mathbb{R}$; and $W_{\mathcal{A}} \simeq \mathcal{A} \cap \mathbb{R}^2$.

REMARK 3.2.

- i) The braided wiring diagram depends on the path γ , and on the projection π .
- ii) The set of singular points \mathcal{P} is contained in $W_{\mathcal{A}}$.

We re-index the lines L_1, \dots, L_n such that:

$$I_i < I_j \iff i < j,$$

where $I_i = \text{Im}(L_i \cap \pi^{-1}(x_0))$. On the representation described below of the braided wiring diagram, this re-indexation implies that the lines are ordered at the left of the diagram from the top to bottom. This fixes an order on \mathcal{A} .

Since the x coordinates of the points of $W_{\mathcal{A}}$ are parametrized by γ , the wiring diagram can be seen as a one dimensional object inside $\mathbb{R}^3 \simeq [0, 1] \times \mathbb{C}$. Consider its image by a generic projection $\gamma([0, 1]) \times \mathbb{C} \rightarrow \mathbb{R}^2$. If we take a plane projection of this diagram (assume, for example, that it is in the direction of the vector $(0, 0, 1)$ -that is, in the direction of the imaginary axis of the fibre-), we obtain a planar graph. Observe that there are nodes corresponding to the image of actual nodes in the wiring diagram in \mathbb{R}^3 (that is, to a singular point of the arrangement). Other nodes appear from the projection of undergoing and overgoing branches of the wiring diagram in \mathbb{R}^3 . The two types of nodes are called by W. Arvola *actual and virtual crossing*.

If we represent the virtual crossings in the same way that they are represented as in the case of braid diagrams, we obtain a schematic representation of the wiring diagram as in Figure 3. From now on, we will refer to this representation as the wiring diagram itself. By genericity, we assume that two crossings (actual or virtual) do not lie on the same vertical line.

It is worth noticing that from the braided wiring diagram, one may extract the braid monodromy of \mathcal{A} , related to the generic projection π . The local equation of a multiple point is of the form $y^m - x^m$, where m is the multiplicity, and the corresponding local monodromy is a full twist in the braid group with m strands.

3.2. Fundamental group of the complement

We recall briefly the method due to W. Arvola [5] to obtain a presentation of the fundamental group of the complement from a braided wiring diagram $W_{\mathcal{A}}$. The algorithm goes as follows: start from the left of the diagram, assigning a generator α_i to each strand. Then follow the diagram from the left to the right, assigning a new word to the strands going through each crossing. The rules for this new assignment are given in Figure 2, where the a_i 's are words in the α_i 's.

The notation in Figure 2 is $a_i^{a_j} = a_j^{-1} a_i a_j$.

For each actual crossing P that corresponds to a singular point of \mathcal{A} , suppose that the strands are labeled with the words a_1, \dots, a_m with respect to their order in the diagram

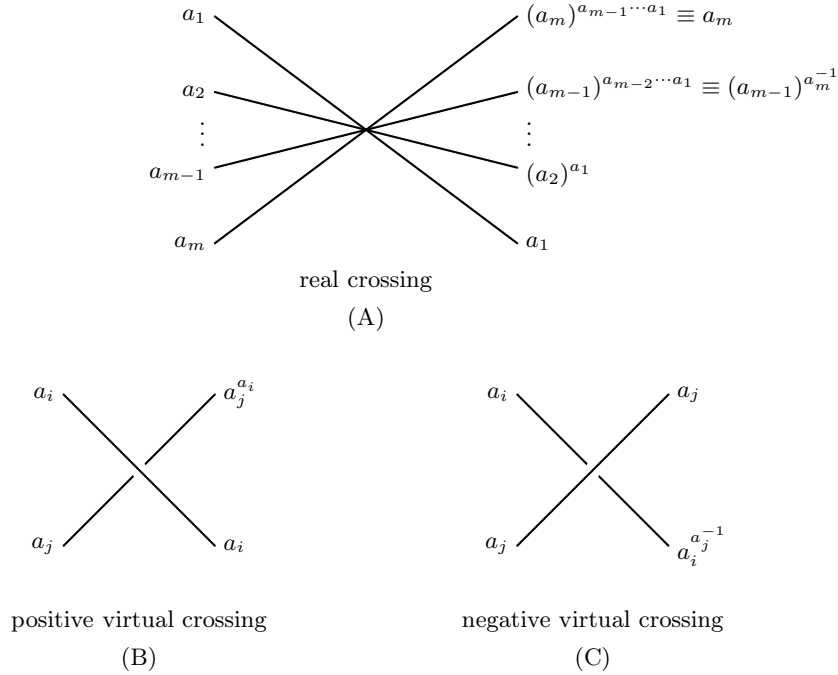


Fig. 2. Computation of Arvola's words

at this point P , from top to bottom, where $m = m_P$ is the multiplicity of P . Then the following relations are added to the presentation:

$$R_P = [a_m, \dots, a_1] = \{a_m \cdots a_1 = a_1 a_m \cdots a_2 = \cdots = a_{m-1} \cdots a_1 a_m\}.$$

They correspond to the action of a half-twist on the free group, whereas the action of a virtual crossing is given by the corresponding braid.

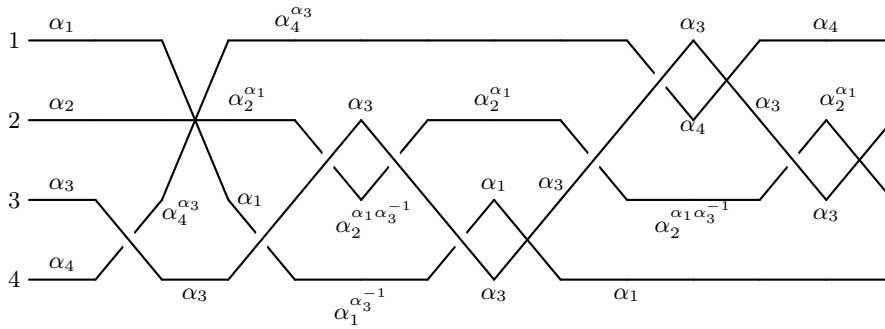


Fig. 3. The braided wiring diagram of the affine part of the didactic example

THEOREM 3.3 (Arvola [5]). *For $i = 0, \dots, n$, let α_i be the meridians of the lines L_i . The fundamental group of the exterior of \mathcal{A} admits the following presentation*

$$\pi_1(E_{\mathcal{A}}) = \langle \alpha_1, \dots, \alpha_n \mid \bigcup_P R_P \rangle,$$

where P ranges over all the actual crossings of the wiring diagram $W_{\mathcal{A}}$.

EXAMPLE 3.4. The braided wiring diagram of the didactic example is pictured in Figure 3. Its fundamental group is :

$$\langle \alpha_1, \alpha_2, \alpha_3, \alpha_4 \mid [\alpha_4^{\alpha_3}, \alpha_2, \alpha_1], [\alpha_3, \alpha_1], [\alpha_4, \alpha_3], [\alpha_3, \alpha_2^{\alpha_1}] \rangle .$$

4. The inclusion map

The main result of the paper is a complete description of the map induced on the fundamental groups, by the inclusion of the boundary in the exterior of an arrangement \mathcal{A} . The computation is done in two main steps.

Let $W_{\mathcal{A}}$ be the wiring diagram associated to the choice of a generic projection π and an admissible path γ . We start by choosing a generating system $\mathcal{E} = \{\xi_{s,t}\}$ of cycles of the incidence graph $\Gamma_{\mathcal{A}}$. These cycles can be directly seen in $W_{\mathcal{A}}$, since it contains all the singular points and the vertices of $\Gamma_{\mathcal{A}}$ can be identified with their corresponding wires between two singular points. Then, the first step is to "push" each cycle $\xi_{s,t}$ from $W_{\mathcal{A}}$ to the boundary manifold $B_{\mathcal{A}}$. The procedure is described in Section 4.1, and gives an explicit family $\{\varepsilon_{s,t}\}$ of $\pi_1(B_{\mathcal{A}})$, indexed by \mathcal{E} . This family, with the set of meridians of the lines, generates $\pi_1(B_{\mathcal{A}})$. The second step is to compute the images of these generators $\varepsilon_{s,t}$ by the inclusion map. We use an ad hoc Arvola's algorithm to make the computations directly from $W_{\mathcal{A}}$, see Section 4.2. Then the map is described in Theorem 4.3.

In Section 4.3, we examine the kernel of the map; this provides an exact sequence involving $\pi_1(B_{\mathcal{A}})$ and $\pi_1(E_{\mathcal{A}})$, see Theorem 4.5. We deduce in Section 4.4 a presentation of $\pi_1(E_{\mathcal{A}})$ where the generators of $\pi_1(B_{\mathcal{A}})$ appear explicitly. This presentation defines a complex whose homotopy type is the same that $E_{\mathcal{A}}$, see Proposition 4.9.

4.1. Cycles of the boundary manifold

We suppose that the admissible path γ emanates from x_0 and goes through x_1, \dots, x_k , the images of the singular points of \mathcal{A} by π , ordered by their real parts. Let $\mathcal{E} = \{\xi_{s,t}\}$ be the generating set of cycles of $\Gamma_{\mathcal{A}}$ defined in Section 2.3.

Each cycle $\xi_{s,t} \in \mathcal{E}$ is sent to $B_{\mathcal{A}}$ via $W_{\mathcal{A}}$, as follows. Let $X_0 = (x_0, y_0)$ be a point of \mathcal{N}_0 such that $x_0 = \gamma(0)$. The vertices of $\xi_{s,t}$ of the form v_{L_0} or v_P with $P \in L_0$ and the edges of the form $e(L_0, P)$, with $P \in L_0$, are all sent to the point X_0 . The edges $e(L_i, P)$, with $i \neq 0$ and $P \in L_0$, are sent to segments from X_0 to the points $L_i \cap \pi^{-1}(x_0)$. Then the remaining vertices of the form $v_L \in V_L(\mathcal{A})$ are sent to $L \cap \pi^{-1}(x_0)$. Let $\xi_{s,t}$ denote now the cycle of $W_{\mathcal{A}}$, relative to the left endpoints, where the vertices $v_P \in V_P(\mathcal{A})$ are identified with the singular points P , and the edges with their corresponding wire of $W_{\mathcal{A}}$.

A *framed cycle* is obtained by pushing a cycle $\xi_{s,t}$ to $B_{\mathcal{A}}$. This cycle $\xi_{s,t}$ consists of four arcs. Two of them are segments in \mathcal{N}_0 , the two others are the parts in L_s and L_t , see Figure 5. The last two arcs go through several actual crossings of $W_{\mathcal{A}}$ and can be viewed as a union of small arcs. Each of them is projected to $B_{\mathcal{A}}$ in the direction $[0 : i : 0]$ and their images are glued together as follows. For each actual crossing P , modify γ slightly so that it makes a half circle of (small) radius η_P around $x = \pi(P)$ in the positive sense. Choose η_P so that the preimage of this half circle lies in $\mathcal{N}_i \cap \mathcal{S}_P \subset B_{\mathcal{A}}$ (also called T_P or T_{L_i} in Sub-section 2.2), where $i \in \{s, t\}$. See Figure 4(a). We avoid the intersection point $P : (x_P, y_P)$ of L_s and L_t as follows. Consider \mathcal{S}_P as a polydisc, and join the two end points with the union of the two segments joining these end points with the point of $\pi^{-1}(x_P - \eta_P) \cap \mathcal{S}_P$ having the smallest real part, see Figure 4(b).

The class of the obtained cycle in $\pi_1(B_{\mathcal{A}}, X_0)$, denoted by $\varepsilon_{s,t}$, equals $\mathbf{e}_{s,t}$ in the presentation of $\pi_1(B_{\mathcal{A}})$ found in Proposition 2.13.

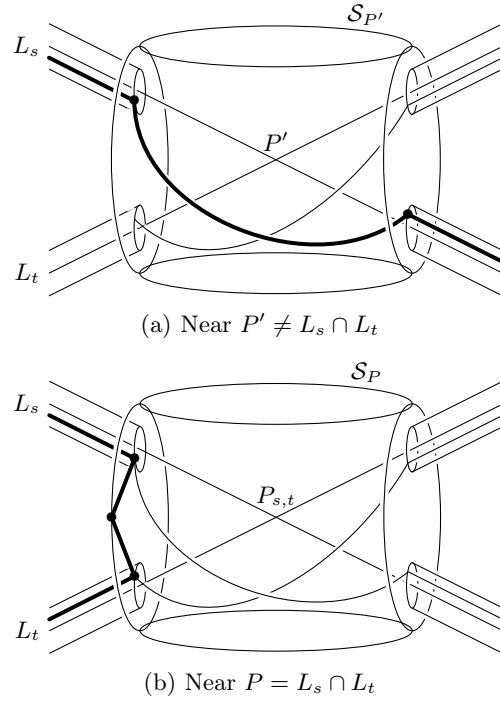


Fig. 4. Construction of $\varepsilon_{s,t}$ near singular points

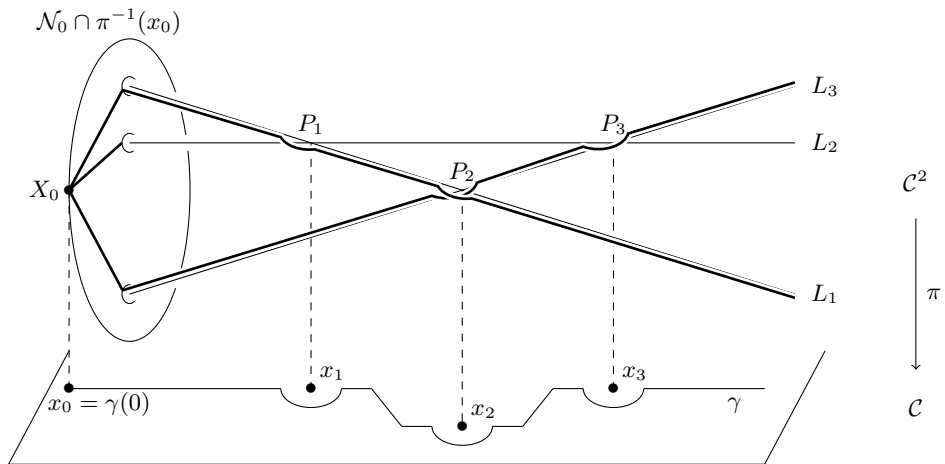


Fig. 5. Construction of $\delta(\varepsilon)$

In order to compute the images of the framed cycles in the complement $E_{\mathcal{A}}$, we introduce *geometric cycles* $\mathcal{E}_{s,t}$, defined as parallel copies of the $\xi_{s,t}$'s. Indeed, let $\mathcal{E}_{s,t}$ in $\pi_1(B_{\mathcal{A}})$ be the image of $\xi_{s,t}$ by the projection in the direction $[0 : i : 0]$. Remark that the difference between $\varepsilon_{s,t}$ and $\mathcal{E}_{s,t}$ is local and takes place near the singular points. We also

define the *unknotting map* by:

$$\delta : \begin{cases} \pi_1(B_{\mathcal{A}}, X_0) & \longrightarrow & \pi_1(B_{\mathcal{A}}, X_0) \\ \alpha_i & \longmapsto & \alpha_i \\ \varepsilon_{s,t} & \longmapsto & \mathcal{E}_{s,t} \end{cases} .$$

Let us define $\delta_{s,t}^l$ (resp. $\delta_{s,t}^r$) as the products over all actual crossings P of the arc L_s (resp. L_t) of $\xi_{s,t}$, different from $L_s \cap L_t$, of the following words:

Suppose that $P = L_{i_1} \cap \dots \cap L_{i_m}$ where the order of the lines corresponds to Figure 6.

- If $P \in L_s$, let $h \in \{1, \dots, m\}$ be such that $i_h = s$, then P contributes to $\delta_{s,t}^l$ by:

$$\varepsilon_{i_1, i_h}^{-1} \left(\alpha_{i_1}^{-1} \left(\varepsilon_{i_1, i_2} \alpha_{i_2}^{-1} \varepsilon_{i_1, i_2}^{-1} \right) \dots \left(\varepsilon_{i_1, i_{h-1}} \alpha_{i_{h-1}}^{-1} \varepsilon_{i_1, i_{h-1}}^{-1} \right) \right) \varepsilon_{i_1, i_h},$$

- If $P \in L_t$, let $h \in \{1, \dots, m\}$ be such that $i_h = t$, then P contributes to $\delta_{s,t}^r$ by:

$$\varepsilon_{i_1, i_h}^{-1} \left(\left(\varepsilon_{i_1, i_{h-1}} \alpha_{i_{h-1}}^{-1} \varepsilon_{i_1, i_{h-1}}^{-1} \right) \dots \left(\varepsilon_{i_1, i_2} \alpha_{i_2}^{-1} \varepsilon_{i_1, i_2}^{-1} \right) \alpha_{i_1} \right) \varepsilon_{i_1, i_h}.$$

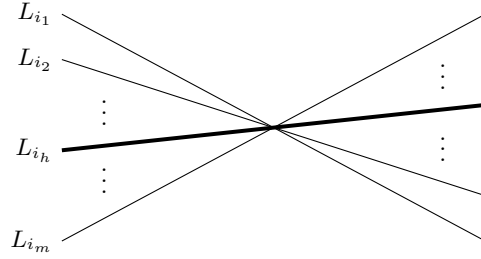


Fig. 6. Indexation of a crossing

PROPOSITION 4.1. *The image of a framed cycle by the unknotting map δ is:*

$$\delta(\varepsilon_{s,t}) = \mathcal{E}_{s,t} = \delta_{s,t}^l \varepsilon_{s,t} \delta_{s,t}^r.$$

Proof. The contribution of P is induced by the action of a half-twist, given by the pre-image by γ of the half circle around each $x = \pi(P)$, in the positive sense. We obtain the description of $\delta_{s,t}^l$ and $\delta_{s,t}^r$ above, and then $\varepsilon_{s,t} = (\delta_{s,t}^l)^{-1} \mathcal{E}_{s,t} (\delta_{s,t}^r)^{-1}$.

EXAMPLE 4.2. *The images of the $\varepsilon_{s,t}$ of the didactic example by the unknotting map are:*

$$\begin{aligned} \delta(\varepsilon_{1,2}) &= \varepsilon_{1,2}, & \delta(\varepsilon_{1,4}) &= \varepsilon_{1,4}, & \delta(\varepsilon_{1,3}) &= \varepsilon_{1,3}, \\ \delta(\varepsilon_{2,3}) &= (\varepsilon_{1,2}^{-1} \alpha_1^{-1} \varepsilon_{1,2}) \varepsilon_{2,3} (\varepsilon_{1,3}^{-1} \alpha_1 \varepsilon_{1,3}), \\ \delta(\varepsilon_{3,4}) &= (\varepsilon_{1,3}^{-1} \alpha_1^{-1} \varepsilon_{1,3}) \varepsilon_{3,4} (\varepsilon_{1,4}^{-1} (\alpha_1 \varepsilon_{1,2} \alpha_2 \varepsilon_{1,2}^{-1}) \varepsilon_{1,4}). \end{aligned}$$

4.2. Inclusion map

Geometric cycles were constructed by taking parallel copies of cycles of $\Gamma_{\mathcal{A}}$, via $W_{\mathcal{A}}$, to the boundary manifold $B_{\mathcal{A}}$. Their image in $E_{\mathcal{A}}$ can then be computed directly from $W_{\mathcal{A}}$.

Let $\xi_{s,t}$ be a cycle of $W_{\mathcal{A}}$, relative to the left endpoints. An *over arc* ς is an arc of $W_{\mathcal{A}}$ that goes over $\xi_{s,t}$ through a virtual crossing. Denote $\text{sgn}(\varsigma) \in \{\pm 1\}$ the sign of the crossing. It is positive if the orientations of ς and $\xi_{s,t}$ (in this order) at the crossing form a positive base, and is negative otherwise.

12V. FLORENS, B. GUERVILLE-BALLÉ AND M.A. MARCO BUZUNARIZ

Let $S_{\xi_{s,t}}$ be the set of over arcs of $\xi_{s,t}$ –oriented from left to right–. The element $\mu_{s,t}$ is defined by:

$$\mu_{s,t} = \prod_{\varsigma \in S_{\xi_{s,t}}} a_{\varsigma}^{\text{sgn}(\varsigma)},$$

where a_{ς} is the word associate to the arc ς by the Arvola’s algorithm (see Subsection 3·2), and the order in the product respects the order of the virtual crossings in the cycle $\xi_{s,t}$. Note that $\mu_{s,t}$ is a product of conjugates of meridians.

THEOREM 4·3. *For $i = 0, \dots, n$, let α_i be the meridians of the lines and let $\{\varepsilon_{s,t}\}$ be a set of cycles indexed by a generating system \mathcal{E} of cycles of the incidence graph $\Gamma_{\mathcal{A}}$. Then the fundamental group of $B_{\mathcal{A}}$ is generated by $\{\alpha_0, \dots, \alpha_n, \varepsilon_{s_1, t_1}, \dots, \varepsilon_{s_l, t_l}\}$, and the map $i_* : \pi_1(B_{\mathcal{A}}) \rightarrow \pi_1(E_{\mathcal{A}})$ induced by the inclusion is described as follows :*

$$i_* : \begin{cases} \alpha_i & \longmapsto \alpha_i, \\ \varepsilon_{s,t} & \longmapsto (\delta_{s,t}^l)^{-1} \mu_{s,t} (\delta_{s,t}^r)^{-1}, \end{cases}$$

It is worth noticing that using a recursive argument on the set of $\varepsilon_{s,t}$, the words $(\delta_{s,t}^l)^{-1} \mu_{s,t} (\delta_{s,t}^r)^{-1}$ are products of conjugates of the meridians $\alpha_1, \dots, \alpha_n$.

Proof. Since $B_{\mathcal{A}} \subset E_{\mathcal{A}}$, then a class in $\pi_1(B_{\mathcal{A}})$ can be viewed as a class in $\pi_1(E_{\mathcal{A}})$, and both are denoted in the same way.

By Proposition 4·1, each class $\delta_{s,t}^l \varepsilon_{s,t} \delta_{s,t}^r$ in $\pi_1(B_{\mathcal{A}})$ can be represented by a geometric cycle $\mathcal{E}_{s,t}$, obtained as a parallel copy of $\xi_{s,t}$ from $W_{\mathcal{A}}$ to $B_{\mathcal{A}}$. Consider a 2-cell homotopic to a disc with $\text{card}(S_{\xi_{s,t}})$ holes. Then glue the boundary of the disc to $\mathcal{E}_{s,t}$ and the other boundary components to the meridians of over arcs $\varsigma \in S_{\xi_{s,t}}$. As the 2-cell is in $E_{\mathcal{A}}$, then, in the exterior, $\mathcal{E}_{s,t}$ can be retracted to the product $\mu_{s,t}$ of the a_{ς} , with $\varsigma \in S_{\xi_{s,t}}$. It follows that in $\pi_1(E_{\mathcal{A}})$, $\delta_{s,t}^l \varepsilon_{s,t} \delta_{s,t}^r = \mu_{s,t}$.

In the construction of the boundary manifold (see Sub-section 2·2), the cycle $\mathbf{e}_{s,t}$ appearing as cycles in HNN-extension. In the previous theorem, we take $\mathbf{e}_{s,t} = \varepsilon_{s,t}$ as cycles in the generating system of $\pi_1(B_{\mathcal{A}})$. Now we consider the geometric cycles defined from the projection of $W_{\mathcal{A}}$ in $B_{\mathcal{A}}$ (i.e. the $\delta(\varepsilon_{s,t})$, noted $\mathcal{E}_{s,t}$). Their construction allows to consider them as cycles for the HNN-extension too (i.e. $\mathbf{e}_{s,t} = \mathcal{E}_{s,t}$). With this generating system of $\pi_1(B_{\mathcal{A}})$, we obtain a simpler version of Theorem 4·3:

THEOREM 4·4. *For $i = 0, \dots, n$, let α_i be the meridians of the lines and let $\{\mathcal{E}_{s,t}\}$ be a set of cycles indexed by a generating system \mathcal{E} of cycles of the incidence graph $\Gamma_{\mathcal{A}}$. Then the fundamental group of $B_{\mathcal{A}}$ is generated by $\{\alpha_1, \dots, \alpha_n, \mathcal{E}_{s_1, t_1}, \dots, \mathcal{E}_{s_l, t_l}\}$, and the map $i_* : \pi_1(B_{\mathcal{A}}) \rightarrow \pi_1(E_{\mathcal{A}})$ induced by the inclusion is described as follows :*

$$i_* : \begin{cases} \alpha_i & \longmapsto \alpha_i, \\ \mathcal{E}_{s,t} & \longmapsto \mu_{s,t}, \end{cases}$$

4·3. Exact sequence

THEOREM 4·5. *The following sequence is exact*

$$0 \longrightarrow K \xrightarrow{\phi} \pi_1(B_{\mathcal{A}}) \xrightarrow{i_*} \pi_1(E_{\mathcal{A}}) \longrightarrow 0,$$

where K is the normal subgroup of $\pi_1(B_{\mathcal{A}})$ generated by all the elements of the form $\delta_{s,t}^l \varepsilon_{s,t} \delta_{s,t}^r \mu_{s,t}^{-1}$, and the product $\alpha_0 \cdots \alpha_n$.

Proof. By Theorem 4.3, the map i_* is onto and K is included in $\ker(i_*)$. It remains to show that the relations induced by the images $i_*(\varepsilon_{s,t})$ are enough to determine a presentation of $\pi_1(E_{\mathcal{A}})$. We compare these relations to those coming from braid monodromy and Zariski-Van Kampen's method, see [10] for example.

Let $P = L_{i_1} \cap \cdots \cap L_{i_m}$ (as in Figure 6), be a singular point of \mathcal{A} , with $i_1 = \nu(P)$. Consider a small ball in \mathbb{P}^2 with center P and a local base point b in its boundary sphere. Let λ be a path from X_0 to b , and let y_j be the (local) meridian of L_j with base b , for $j = 1, \dots, m$. The path λ can be chosen in such a way that Zariski-Van Kampen's relations associated to P are :

$$[y_{i_m}^\lambda, \dots, y_{i_1}^\lambda].$$

We can assume that b is a point of $\varepsilon_{i_1,j}$, for all $j = i_2, \dots, i_m$. Then $\varepsilon_{i_1,j} = \beta_j^{-1}\beta_{i_1}$ where β_{i_1} goes from X_0 to b , and β_j^{-1} from b to X_0 . We get

$$\begin{aligned} [\alpha_{i_m}^{\varepsilon_{i_1,i_m}}, \dots, \alpha_{i_2}^{\varepsilon_{i_1,i_2}}, \alpha_{i_1}] &\Leftrightarrow [\alpha_{i_m}^{\beta_{i_1}^{-1}\beta_{i_1}}, \dots, \alpha_{i_2}^{\beta_{i_1}^{-1}\beta_{i_1}}, \alpha_{i_1}^{\beta_{i_1}^{-1}\beta_{i_1}}], \\ &\Leftrightarrow [\alpha_{i_m}^{\beta_{i_1}^{-1}}, \dots, \alpha_{i_2}^{\beta_{i_1}^{-1}}, \alpha_{i_1}^{\beta_{i_1}^{-1}}]\beta_{i_1}, \\ &\Leftrightarrow [\alpha_{i_m}^{\beta_{i_1}^{-1}}, \dots, \alpha_{i_2}^{\beta_{i_1}^{-1}}, \alpha_{i_1}^{\beta_{i_1}^{-1}}], \\ &\Leftrightarrow [\alpha_{i_m}^{\beta_{i_1}^{-1}}, \dots, \alpha_{i_2}^{\beta_{i_1}^{-1}}, \alpha_{i_1}^{\beta_{i_1}^{-1}}]\lambda. \end{aligned}$$

Note that during this computation, the base point may have changed, but the first and the last relations are based in X_0 . Since $\alpha_j^{\beta_j^{-1}} = y_{i,j}$, for all $j = i_1, \dots, i_m$, then:

$$\begin{aligned} [\alpha_{i_m}^{\varepsilon_{i_1,i_m}}, \dots, \alpha_{i_2}^{\varepsilon_{i_1,i_2}}, \alpha_{i_1}] &\Leftrightarrow [y_{i_m}, \dots, y_{i_2}, y_{i_1}]^\lambda, \\ &\Leftrightarrow [y_{i_m}^\lambda, \dots, y_{i_2}^\lambda, y_{i_1}^\lambda]. \end{aligned}$$

4.4. Homotopy type of the complement

From Theorem 4.3, we obtain a presentation of the fundamental group of $\pi_1(E_{\mathcal{A}})$.

COROLLARY 4.6. *For $i = 1, \dots, n$, let α_i be the meridians of the lines L_i . For any singular point $P = L_{i_1} \cap L_{i_2} \cap \cdots \cap L_{i_m}$ with $i_1 = \nu(P)$, let*

$$\mathcal{R}_P = [\alpha_{i_m}^{c_{i_m}}, \dots, \alpha_{i_2}^{c_{i_2}}, \alpha_{i_1}], \text{ where } c_{i_j} = \left(\delta_{i_1, i_j}^l\right)^{-1} \mu_{i_1, i_j} \left(\delta_{i_1, i_j}^r\right)^{-1} \text{ for all } j = 2, \dots, m.$$

The fundamental group of $E_{\mathcal{A}}$ admits the following presentation:

$$\pi_1(E_{\mathcal{A}}) = \langle \alpha_1, \dots, \alpha_n \mid \bigcup_{P \in \mathcal{P}} \mathcal{R}_P \rangle.$$

REMARK 4.7. *This corollary can not be simplify using geometric cycles, since relations in the presentation of $\pi_1(B_{\mathcal{A}})$ –given in Proposition 2.13– are wrong with these cycles.*

Proof. For each $\varepsilon_{s,t}$, let $r_{s,t}$ be the relation $\varepsilon_{s,t} = (\delta_{s,t}^l)^{-1} \mu_{s,t} (\delta_{s,t}^r)^{-1}$, and for each point $P \in \mathcal{P}$ (with $P = L_{i_1} \cap \cdots \cap L_{i_m}$ and $i_1 = \nu(P)$), we define the relation $\mathcal{R}'_P : [\alpha_{i_m}^{\varepsilon_{i_1,i_m}}, \dots, \alpha_{i_2}^{\varepsilon_{i_1,i_2}}, \alpha_{i_1}]$. Then, Theorem 4.5 implies that we have the following presentation:

$$\pi_1(E_{\mathcal{A}}) = \langle \alpha_0, \alpha_1, \dots, \alpha_n, \varepsilon_{s_1, t_1}, \dots, \varepsilon_{s_l, t_l} \mid \bigcup_{P \in \mathcal{P}} \mathcal{R}'_P, \bigcup_{i=1}^l r_{s_i, t_i}, \alpha_0 \cdots \alpha_n \rangle.$$

Consider the total order on the set $\{\varepsilon_{s,t}\}: (\varepsilon_{s,t} < \varepsilon_{s',t'}) \Leftrightarrow (s \leq s' \text{ and } t < t')$. By construction, $\delta_{s,t}^l$ and $\delta_{s,t}^r$ depend on $\varepsilon_{s',t'}$ if and only if $\varepsilon_{s',t'} < \varepsilon_{s,t}$. Since $\mu_{s,t}$ is a product of meridians, then the smallest $\varepsilon_{s,t}$ is a product of meridians. And by induction, the relation $r_{s,t}$ expresses any $\varepsilon_{s,t}$ as a product of α_i .

Finally, using the relation $\alpha_0, \dots, \alpha_n = 1$, the meridian α_0 can be removed from the set of generators of $\pi_1(E_{\mathcal{A}})$. Indeed no other relation contains α_0 .

EXAMPLE 4.8. *The presentation of the fundamental group of the didactic example is:*

$$\langle \alpha_1, \alpha_2, \alpha_3, \alpha_4 \mid [\alpha_4^{\alpha_3^{-1}}, \alpha_2, \alpha_1], [\alpha_3, \alpha_1], [\alpha_3^{\alpha_1 \alpha_2^{-1} \alpha_1^{-1}}, \alpha_4], [\alpha_3^{\alpha_1 \alpha_4^{-1}}, \alpha_2] \rangle$$

PROPOSITION 4.9. *The 2-complex modeled on the minimal presentation given in Corollary 4.6 is homotopy equivalent to $E_{\mathcal{A}}$.*

Proof. The proof of Theorem 4.5 shows in particular that the relations of the presentation in Corollary 4.6 are equivalent to Zariski-Van Kampen’s relations, based on the braid monodromy. It is shown in [10] that the 2-complex modeled on a minimal presentation equivalent to Zariski-Van Kampen’s presentation is homotopy equivalent to $E_{\mathcal{A}}$.

5. *The example of positive MacLane line arrangement*

In this section, we illustrate Theorem 4.3 with an arrangement Q^+ introduced by S. MacLane, given by the following equations

$$\begin{aligned} L_0 &= \{z = 0\}; & L_1 &= \{z - x = 0\}; & L_2 &= \{x = 0\}; \\ L_3 &= \{y = 0\}; & L_4 &= \{z + \omega^2 x + \omega y = 0\}; & L_5 &= \{y - x = 0\}; \\ L_6 &= \{z - x - \omega^2 y = 0\}; & L_7 &= \{z + \omega y = 0\}, \end{aligned}$$

where $\omega = \exp(\frac{2i\pi}{3})$ is a primitive root of unity of order 3.

The incidence graph Γ of Q^+ is given in Figure 7.

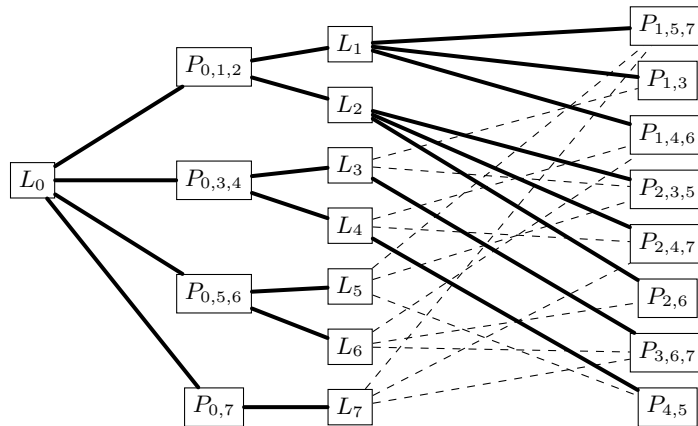


Fig. 7. Incidence graph of MacLane’s arrangement Q^+

It is worth mentioning that Q^+ is one of the only two topological realisations of this combinatorial data by an arrangement in \mathbb{P}^2 . The other realisation Q^- corresponds to $\omega = \exp(\frac{-2i\pi}{3})$. These two arrangements do not admit real equations.

Generating set of cycles of Γ_{Q^+}

Consider the maximal tree \mathcal{T} in Γ_{Q^+} indicated with thick lines in Figure 7. Let \mathcal{E} be the generating system of cycles induced by \mathcal{T} (it is in one-to-one correspondance with the dotted lines in Figure 7):

$$\mathcal{E} = \{\xi_{2,3}, \xi_{2,5}, \xi_{2,4}, \xi_{2,7}, \xi_{2,6}, \xi_{4,5}, \xi_{3,6}, \xi_{3,7}, \xi_{1,5}, \xi_{1,7}, \xi_{1,3}, \xi_{1,4}, \xi_{1,6}\}.$$

Group of the boundary manifold

By Section 4.1, the images $\varepsilon_{s,t}$ of the cycles $\xi_{s,t}$ in B_{Q^+} form a family of cycles in $\pi_1(B_{Q^+})$. Proposition 2.13 applies to this explicit family, and $\pi_1(B_{Q^+})$ admits a presentation with generators:

$$\{\alpha_0, \alpha_1, \alpha_2, \alpha_3, \alpha_4, \alpha_5, \alpha_6, \alpha_7, \mathfrak{e}_{2,3}, \mathfrak{e}_{2,5}, \mathfrak{e}_{2,4}, \mathfrak{e}_{2,7}, \mathfrak{e}_{2,6}, \mathfrak{e}_{4,5}, \mathfrak{e}_{3,6}, \mathfrak{e}_{3,7}, \mathfrak{e}_{1,5}, \mathfrak{e}_{1,7}, \mathfrak{e}_{1,3}, \mathfrak{e}_{1,4}, \mathfrak{e}_{1,6}\},$$

and relations:

$$\begin{aligned} & [\alpha_7^{\mathfrak{e}_{1,7}}, \alpha_5^{\mathfrak{e}_{1,5}}, \alpha_1], [\alpha_3^{\mathfrak{e}_{1,3}}, \alpha_1], [\alpha_6^{\mathfrak{e}_{1,6}}, \alpha_4^{\mathfrak{e}_{1,4}}, \alpha_1], [\alpha_5^{\mathfrak{e}_{2,5}}, \alpha_3^{\mathfrak{e}_{2,3}}, \alpha_2], \\ & [\alpha_7^{\mathfrak{e}_{2,7}}, \alpha_4^{\mathfrak{e}_{2,4}}, \alpha_2], [\alpha_6^{\mathfrak{e}_{2,6}}, \alpha_2], [\alpha_7^{\mathfrak{e}_{3,7}}, \alpha_6^{\mathfrak{e}_{3,6}}, \alpha_3], [\alpha_5^{\mathfrak{e}_{4,5}}, \alpha_4]. \end{aligned}$$

Geometric cycles and unknotting map

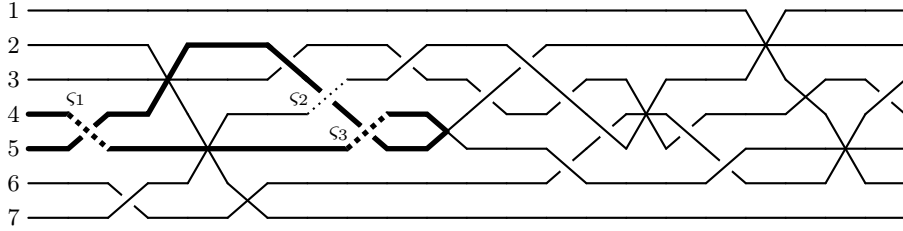


Fig. 8. Wiring diagram of positive MacLane's arrangement

Let W_{Q^+} be the braided wiring diagram of Q^+ given in Figure 8. Note that W_{Q^+} differs from the wiring diagram considered in [6] by an axial symmetry and a local move on the wires corresponding to L_3, L_5, L_7 .

The diagram W_{Q^+} is used to compute the unknotting map δ , and the images of the cycles ε in terms of geometric cycles, see Proposition 4.1. The thick lines in Figure 8 represent the cycle $\xi_{4,5}$, divided into two arcs of L_4 and L_5 .

- The first arc L_4 meets the triple point $v_{P_{2,4,7}}$. This gives $\delta_{4,5}^l = \varepsilon_{2,4}^{-1} \alpha_2^{-1} \varepsilon_{2,4}$.
- The second arc L_5 meets $v_{P_{2,3,5}}$, and $\delta_{4,5}^r = \varepsilon_{2,5}^{-1} (\varepsilon_{2,3} \alpha_3 \varepsilon_{2,3}^{-1}) \alpha_2 \varepsilon_{2,5}$.

This implies that

$$\delta(\varepsilon_{4,5}) = (\varepsilon_{2,4}^{-1} \alpha_2^{-1} \varepsilon_{2,4}) \cdot \varepsilon_{4,5} \cdot [\varepsilon_{2,5}^{-1} (\varepsilon_{2,3} \alpha_3 \varepsilon_{2,3}^{-1}) \alpha_2 \varepsilon_{2,5}].$$

Similarly, one computes:

$$\begin{aligned} \delta(\varepsilon_{2,3}) &= \varepsilon_{2,3}, \\ \delta(\varepsilon_{2,5}) &= \varepsilon_{2,5}, \\ \delta(\varepsilon_{2,4}) &= \varepsilon_{2,4}, \\ \delta(\varepsilon_{2,7}) &= \varepsilon_{2,7}, \end{aligned}$$

$$\begin{aligned}
\delta(\varepsilon_{2,6}) &= \varepsilon_{2,6}, \\
\delta(\varepsilon_{4,5}) &= (\varepsilon_{2,4}^{-1} \alpha_2^{-1} \varepsilon_{2,4}) \cdot \varepsilon_{4,5} \cdot [\varepsilon_{2,5}^{-1} (\varepsilon_{2,3} \alpha_3 \varepsilon_{2,3}^{-1}) \alpha_2 \varepsilon_{2,5}] \\
\delta(\varepsilon_{3,6}) &= (\varepsilon_{2,3}^{-1} \alpha_2^{-1} \varepsilon_{2,3}) \cdot \varepsilon_{3,6} \cdot (\varepsilon_{2,6}^{-1} \alpha_2 \varepsilon_{2,6}) \\
\delta(\varepsilon_{3,7}) &= (\varepsilon_{2,3}^{-1} \alpha_2^{-1} \varepsilon_{2,3}) \cdot \varepsilon_{3,7} \cdot [\varepsilon_{2,7}^{-1} (\varepsilon_{2,4} \alpha_4 \varepsilon_{2,4}^{-1}) \alpha_2 \varepsilon_{2,7}] \\
\delta(\varepsilon_{1,5}) &= \varepsilon_{1,5} \cdot \left[(\varepsilon_{4,5}^{-1} \alpha_4 \varepsilon_{4,5}) \left(\varepsilon_{2,5}^{-1} (\varepsilon_{2,3} \alpha_3 \varepsilon_{2,3})^{-1} \alpha_2 \varepsilon_{2,5} \right) \right] \\
\delta(\varepsilon_{1,7}) &= \varepsilon_{1,7} \cdot \left[(\varepsilon_{3,7}^{-1} (\varepsilon_{3,6} \alpha_6 \varepsilon_{3,6}^{-1}) \alpha_3 \varepsilon_{3,7}) \left(\varepsilon_{2,7}^{-1} (\varepsilon_{2,4} \alpha_4 \varepsilon_{2,4}^{-1}) \alpha_2 \varepsilon_{2,7} \right) \right] \\
\delta(\varepsilon_{1,3}) &= \varepsilon_{1,3} \cdot (\varepsilon_{2,3}^{-1} \alpha_2 \varepsilon_{2,3}) \\
\delta(\varepsilon_{1,4}) &= \varepsilon_{1,4} \cdot (\varepsilon_{2,4}^{-1} \alpha_2 \varepsilon_{2,4}) \\
\delta(\varepsilon_{1,6}) &= \varepsilon_{1,6} \cdot \left[(\varepsilon_{3,6}^{-1} \alpha_3 \varepsilon_{3,6}) (\varepsilon_{2,6}^{-1} \alpha_2 \varepsilon_{2,6}) \right]
\end{aligned}$$

Retractions of geometric cycles

We now compute the family of $\mu_{s,t}$, required to obtain the inclusion map, see Section 4.2. The arcs of the wiring diagram W_{Q^+} are labelled by the algorithm of W. Arvola, see Section 3.2.

The case of $\mu_{4,5}$ is drawn in thick in Figure 8. The over arcs ς_1 , ς_2 and ς_3 are dotted in Figure 8. Arvola's labellings of these arcs are respectively : $a_{\varsigma_1} = \alpha_4$, $a_{\varsigma_2} = \alpha_7$ and $a_{\varsigma_3} = \alpha_7^{-1} \alpha_4 \alpha_7$. Furthermore, $\text{sgn}(\varsigma_1) = -1$, $\text{sgn}(\varsigma_2) = 1$ and $\text{sgn}(\varsigma_3) = 1$. We obtain $\mu_{4,5} = (\alpha_7^{-1} \alpha_4 \alpha_7) \alpha_7 \alpha_4^{-1}$, which gives

$$\mu_{4,5} = (\alpha_7^{-1} \alpha_4 \alpha_7) \cdot \alpha_7 \cdot \alpha_4^{-1}.$$

Similarly:

$$\begin{aligned}
\mu_{2,3} &= 1, \\
\mu_{2,5} &= -\alpha_4, \\
\mu_{2,4} &= 1, \\
\mu_{2,7} &= 1, \\
\mu_{2,6} &= \alpha_7, \\
\mu_{4,5} &= (\alpha_7^{-1} \alpha_4 \alpha_7) \cdot \alpha_7 \cdot \alpha_4^{-1}, \\
\mu_{3,6} &= [(\alpha_4^{-1} \alpha_5 \alpha_4) (\alpha_7^{-1}) (\alpha_7^{-1} \alpha_4 \alpha_7^2 \alpha_4^{-1} \alpha_5^{-1} \alpha_4 \alpha_7^{-2} \alpha_4^{-1} \alpha_7) (\alpha_7)] \cdot \\
&\quad [(\alpha_7^{-1}) (\alpha_7^{-1} \alpha_4^{-1} \alpha_7) (\alpha_7)], \\
\mu_{3,7} &= [(\alpha_4^{-1} \alpha_5 \alpha_4) (\alpha_7^{-1}) (\alpha_7^{-1} \alpha_4 \alpha_7^2 \alpha_4^{-1} \alpha_5^{-1} \alpha_4 \alpha_7^{-2} \alpha_4^{-1} \alpha_7) (\alpha_7)], \\
\mu_{1,5} &= (\alpha_7^{-1}) (\alpha_7^{-1} \alpha_4 \alpha_7) (\alpha_7) (\alpha_4^{-1}), \\
\mu_{1,7} &= 1, \\
\mu_{1,3} &= (\alpha_7^{-1} \alpha_4^{-1} \alpha_7^2 \alpha_6^{-1} \alpha_7^{-2} \alpha_4 \alpha_7) (\alpha_7^{-1}) \\
&\quad (\alpha_7^{-1} \alpha_4 \alpha_7^2 \alpha_4^{-1} \alpha_5 \alpha_4 \alpha_7^{-2} \alpha_4^{-1} \alpha_7) (\alpha_7) (\alpha_4^{-1} \alpha_5^{-1} \alpha_4), \\
\mu_{1,4} &= 1, \\
\mu_{1,6} &= (\alpha_7^{-1} \alpha_4 \alpha_7) (\alpha_7^{-1}) (\alpha_7^{-1} \alpha_4^{-1} \alpha_7) (\alpha_7).
\end{aligned}$$

Images in the group of the complement

Following Theorem 4.3, we can compute $i_* : \pi_1(B_{Q^+}) \rightarrow \pi_1(E_{Q^+})$. The computations above describe the relations induced by the images of the cycles ε in $\pi_1(E_{Q^+})$. By the previous computations, $\varepsilon_{2,3}, \varepsilon_{2,4}, \varepsilon_{2,7}$ are equal to 1 (i.e. they are contractible in E_{Q^+}), and they are relations $r_{2,3}$, $r_{2,4}$ and $r_{2,7}$. Without additional computation, we obtain:

$$r_{2,5} : \varepsilon_{2,5} = \alpha_4^{-1}, \quad r_{2,6} : \varepsilon_{2,6} = \alpha_7.$$

The case of $r_{4,5}$:

$$r_{4,5} : (\varepsilon_{2,4}^{-1} \alpha_2^{-1} \varepsilon_{2,4}) \cdot \varepsilon_{4,5} \cdot [\varepsilon_{2,5}^{-1} (\varepsilon_{2,3} \alpha_3 \varepsilon_{2,3}^{-1}) \alpha_2 \varepsilon_{2,5}] = (\alpha_7^{-1} \alpha_4 \alpha_7) \cdot \alpha_7 \cdot \alpha_4^{-1}.$$

Then using $r_{2,4}$, $r_{2,5}$ and $r_{2,3}$, we obtain that:

$$r_{4,5} : \varepsilon_{4,5} = (\alpha_2) \cdot ((\alpha_7^{-1} \alpha_4 \alpha_7) \cdot \alpha_7 \cdot \alpha_4^{-1}) \cdot (\alpha_4 \alpha_2^{-1} \alpha_3^{-1} \alpha_4^{-1}).$$

The others relations can be computed by the same way, and from the proof of Corollary 4-6, we obtain:

PROPERTY 5-1. *The fundamental group of E_{Q^+} admits the following presentation:*

$$\begin{aligned} \pi_1(E_{Q^+}) = \langle & \alpha_1, \alpha_2, \alpha_3, \alpha_4, \alpha_5, \alpha_6, \alpha_7, \\ & \varepsilon_{2,3}, \varepsilon_{2,5}, \varepsilon_{2,4}, \varepsilon_{2,7}, \varepsilon_{2,6}, \varepsilon_{4,5}, \varepsilon_{3,6}, \varepsilon_{3,7}, \varepsilon_{1,5}, \varepsilon_{1,7}, \varepsilon_{1,3}, \varepsilon_{1,4}, \varepsilon_{1,6} \mid \\ & r_{2,3}, r_{2,5}, r_{2,4}, r_{2,7}, r_{2,6}, r_{4,5}, r_{3,6}, r_{3,7}, r_{1,5}, r_{1,7}, r_{1,3}, r_{1,4}, r_{1,6}, \\ & [\alpha_7^{\varepsilon_{1,7}}, \alpha_5^{\varepsilon_{1,5}}, \alpha_1], [\alpha_3^{\varepsilon_{1,3}}, \alpha_1], [\alpha_6^{\varepsilon_{1,6}}, \alpha_4^{\varepsilon_{1,4}}, \alpha_1], [\alpha_5^{\varepsilon_{2,5}}, \alpha_3^{\varepsilon_{2,3}}, \alpha_2], \\ & [\alpha_7^{\varepsilon_{2,7}}, \alpha_4^{\varepsilon_{2,4}}, \alpha_2], [\alpha_6^{\varepsilon_{2,6}}, \alpha_2], [\alpha_7^{\varepsilon_{3,7}}, \alpha_6^{\varepsilon_{3,6}}, \alpha_3], [\alpha_5^{\varepsilon_{4,5}}, \alpha_4], \alpha_0 \cdots \alpha_n \rangle. \end{aligned}$$

Acknowledgements. The authors thank E. Artal Bartolo for helpful comments and suggestions.

REFERENCES

- [1] E. ARTAL Topology of arrangements and position of singularities. *Annales de la fac. des sciences de Toulouse, to appear.* (2014).
- [2] E. ARTAL and J. CARMONA and J.I. COGOLLUDO-AGUSTÍN and M.A. MARCO Topology and combinatorics of real line arrangements. *Compos. Math.* **141**, 6 (2005), 1578–1588.
- [3] E. ARTAL and J. CARMONA and J.I. COGOLLUDO-AGUSTÍN and M.A. MARCO Invariants of combinatorial line arrangements and Rybnikov’s example. In *Singularity theory and its applications*, S. Izumiya, G. Ishikawa, H. Tokunaga, I. Shimada, and T. Sano, Eds., vol. **43** of *Advanced Studies in Pure Mathematics*. Mathematical Society of Japan, Tokyo, 2007.
- [4] E. ARTAL and V. FLORENS and B. GUERVILLE-BALLÉ A topological invariant of line arrangements. arXiv:1407.3387, 2014.
- [5] W. ARVOLA The fundamental group of the complement of an arrangement of complex hyperplanes. *Topology* **31**, 4 (1992), 757–765.
- [6] D. COHEN and A. SUCIU The boundary manifold of a complex line arrangement. In *Groups, homotopy and configuration spaces*, vol. **13** of *Geom. Topol. Monogr.* Geom. Topol. Publ., Coventry, 2008, pp. 105–146.
- [7] B. GUERVILLE-BALLÉ *Topological invariants of line arrangements*. PhD thesis, Université de Pau et des Pays de l’Adour and Universidad de Zaragoza, 2013.
- [8] B. GUERVILLE-BALLÉ An arithmetic Zariski 4-tuple of twelve lines. arXiv:1411.2300, 2014.
- [9] E. HIRONAKA Boundary manifolds of line arrangements. *Math. Ann.* **319**, 1 (2001), 17–32.
- [10] A. LIBGOBER On the homotopy type of the complement to plane algebraic curves. *J. Reine Angew. Math.* **367** (1986), 103–114.
- [11] S. MACLANE Some Interpretations of Abstract Linear Dependence in Terms of Projective Geometry. *Amer. J. Math.* **58**, 1 (1936), 236–240.
- [12] W. NEUMANN A calculus for plumbing applied to the topology of complex surface singularities and degenerating complex curves. *Trans. Amer. Math. Soc.* **268**, 2 (1981), 299–344.
- [13] P. ORLIK and H. TERAO *Arrangements of hyperplanes*, vol. **300** of Grundlehren der Mathematischen Wissenschaften. Springer-Verlag, Berlin, 1992.
- [14] G. RYBNIKOV On the fundamental group of the complement of a complex hyperplane arrangement. Preprint available at arXiv:math.AG/9805056, 1998.
- [15] F. WALDHAUSEN Eine Klasse von 3-dimensionalen Mannigfaltigkeiten. I, II. *Invent. Math.* **3** (1967), 308–333; *ibid.* **4** (1967), 87–117.
- [16] E. WESTLUND *The boundary manifold of an arrangement*. PhD thesis, university of Wisconsin - Madison, 1997.