



HAL
open science

Classical and quantum trampoline for ultra-cold atoms, in Quantum phenomena in gravitational field

Thomas Bourdel, Martin Robert-De-Saint-Vincent, Jean-Philippe Brantut,
Christian J. Bordé, Alain Aspect, Philippe Bouyer

► **To cite this version:**

Thomas Bourdel, Martin Robert-De-Saint-Vincent, Jean-Philippe Brantut, Christian J. Bordé, Alain Aspect, et al.. Classical and quantum trampoline for ultra-cold atoms, in Quantum phenomena in gravitational field. Comptes Rendus. Physique, 2011, 12, pp.779. hal-00814616

HAL Id: hal-00814616

<https://hal.science/hal-00814616v1>

Submitted on 19 Apr 2013

HAL is a multi-disciplinary open access archive for the deposit and dissemination of scientific research documents, whether they are published or not. The documents may come from teaching and research institutions in France or abroad, or from public or private research centers.

L'archive ouverte pluridisciplinaire **HAL**, est destinée au dépôt et à la diffusion de documents scientifiques de niveau recherche, publiés ou non, émanant des établissements d'enseignement et de recherche français ou étrangers, des laboratoires publics ou privés.

Classical and quantum trampoline for ultra-cold atoms

T. Bourdel¹, M. Robert-de-Saint-Vincent¹, J.-P. Brantut¹, Ch.J. Bordé², A. Aspect¹ & P. Bouyer¹

¹Laboratoire Charles Fabry de l'Institut d'Optique, CNRS, Univ. Paris-Sud, campus polytechnique RD128, 91127 Palaiseau, France

²LNE-SYRTE, CNRS UMR 8630, Observatoire de Paris, 61 avenue de l'Observatoire, 75014 Paris, France.

Cold atomic gases have proven to be a useful resource for precision measurements of the atom properties or of the external forces acting on them. For example, atom interferometers permit the measurement of the local gravity constant g with a relative accuracy of the order of 10^{-8} at 1s^1 . A long observation time is demanded in order to obtain the best accuracy. This time is limited not only by the expansion of the sample and thus its temperature (100 nK corresponds to an expansion velocity of $\sim 3\text{ m/s}$ for Rubidium 87 and can be achieved by a combination of laser cooling and evaporative cooling techniques), but also by the size of the vacuum chamber in which the atoms are in free fall. In this paper, we describe two schemes producing atomic mirrors² in order to bounce the atoms upward in a controllable way and thus keep them in a small volume for a long time. These two schemes are hereafter called classical^{3,4} and quantum trampolines⁵.

The mirrors for both schemes are based on atom diffraction by a periodic optical potential⁶, *i.e.* a vertical light standing wave of period π/k_L , where k_L is the laser wavevector (in our case $2\pi/k_L=780\text{ nm}$). An atom in the momentum state $|-k_L\rangle$ can be reflected to the state $|+k_L\rangle$ by a standing wave laser pulse. This is a process called Bragg diffraction. After a time $T_0 = 2\hbar k_L/mg \approx 1.2\text{ ms}$ for ⁸⁷Rb, where \hbar is the reduced Planck constant and m the atomic mass⁷, the state $|+k_L\rangle$ evolves back into the state $|-k_L\rangle$ because of the downwards acceleration of gravity g . Repeating the standing-wave laser pulse with a period T_0 thus allows to suspend the atoms at an almost constant altitude. It realizes a trampoline for ultra-cold atoms. This setup allows for the measurement of g ^{3,4} as the trampoline only suspends atoms for the precise value of the period T_0 .

We first analyse more precisely the diffraction process. The Hamiltonian H of an atom in the presence of the standing wave and of gravity reads: $H=p^2/2m+mgz+V\sin^2(2k_Lz)$. In the absence of the standing wave ($V=0$), a momentum state $|k\rangle$ evolves with time t in $|k-gt/\hbar\rangle$. The interaction between the atoms and the optical potential leads to vertical momentum changes quantized in units of $2\hbar k_L$. Starting with a momentum state $|k\rangle$ at time $t=0$, only the states $|k-gt/\hbar+2nk_L\rangle$, where n is an integer, will be populated over time. In this basis, the Hamiltonian reduces to a simple matrix with the energies $\hbar^2/2m(k-mgt/\hbar+2nk_L)^2$ along the diagonal and $V/4$ as the coupling between the states differing by $2k_L$. The system dynamics can be simulated numerically.

To use the standing wave as a mirror, the idea is to use the resonant coupling between the states $|-k_L\rangle$ and $|+k_L\rangle$, which have the same energy. In this case a perfect mirror should be realizable. However, as the momentum states are constantly changing due to gravity, the resonant condition is only transiently met, reducing the possible duration of the pulse. In order to realize a good mirror (avoiding higher order diffraction), it is also favourable to use a smoothly varying intensity of the standing wave rather than square-shaped pulsed^{8,9}. In our case, we use a laser intensity varying as $\cos^2(\pi t/\tau)$ between $t=-\tau/2$ and $\tau/2$, where τ is the total duration of the pulse and where the resonant condition is met at $t=0$. For each value of τ , the absolute value of the intensity is adjusted in order to obtain the maximum amount of transfer from the state $|-k_L\rangle$ to $|+k_L\rangle$. Theoretically, we find that $\tau=170\text{ }\mu\text{s}$ gives an optimum transfer efficiency (larger than 0.999). Figure 1 shows the different state occupation probabilities as a function of time during the pulse.

In the experiment, we use $\tau=180\text{ }\mu\text{s}$ and are able to bounce a cloud of atoms 25 times corresponding to a total time of 30 ms (see ¹⁰ for details on the cold atom sample preparation). By varying the period T between the laser pulses, we observe a resonance in the number of atoms kept on the trampoline^{3,4} (see figure 2). This effect can be simply understood. If the period T does not match T_0 , the atoms have a mean residual acceleration and later laser pulses are applied on atoms with a momentum different from $-\hbar k_L$. The reflection probability is then reduced. From our experimental data, we can

estimate T_0 and thus also give an estimate of the value of gravity $g=9.81(1)$. This method does not rely on the phase between the different pulses as it is not an interferometer. We call it a classical trampoline¹¹. The suspended atoms can then be used to build a two-path interferometer as demonstrated in⁴.

Interestingly, our setup can also efficiently suspend atoms against gravity using shorter and square-shaped pulses⁵. This may seem surprising as in this case, the quality of an individual atomic mirror is poor. For example, for a 35 μ s pulse acting on $|-k_L\rangle$, 93% of the atoms are transferred to $|+k_L\rangle$, but also 3% to $|-3k_L\rangle$ and $|+3k_L\rangle$ and a fraction below 1% remains in $|-k_L\rangle$. Experimentally, in this case, we observe that (unlike in the smoothed pulse case) the fraction of suspended atoms shows fringes as a function of T (see figure 3). This behavior is characteristic of an interferometer. These interferences actually arise from the recombination of the various trajectories populated due to the splitting induced by the imperfect mirror pulses, as detailed in⁵ and similarly to the theoretical proposition¹². This method thus permits to simultaneously suspend the atom against gravity and create an interferometer. Actually, one can use the absolute fringe position for a measurement of gravity, as in standard atom gravimeters. In order to do that, one has to be able to predict the phase acquired during the laser pulses (using the diffraction model presented previously). For example, the phase of the interferometer varies with the laser pulse duration τ (see Fig. 3b). Here we find $g=9.815(4)$ in agreement with the expected value in Palaiseau¹³.

In conclusion, we have shown methods to suspend atoms against gravity using a standing-wave as an atomic mirror. Using smoothed standing-wave laser pulses, very efficient reflection is expected and the atoms are suspended as on a trampoline. Alternatively, short square-shaped laser pulses lead to numerous possible atom trajectories, which then interfere. The atoms may then efficiently bounce due to quantum interferences hindering the losses. In this case, our setup is a quantum trampoline⁵, a multiple-wave interferometer^{14,15,16} permitting the measurement of gravity. Our work opens perspectives for new types of compact interferometers, in which atoms do not fall over an extended distance.

We acknowledge F. Moron and A. Villing for technical assistance, R. A. Nyman, J.-F. Clément and B. Allard for their work on the apparatus, F. Impens for helpful discussions. This research was supported by CNRS, CNES as part of the ICE project, Direction Générale de l'Armement, the project "blanc" MélaBoFéria from ANR, IFRAF, by the STREP program FINAQS of the European Union and by the MAP program SAI of the European Space Agency (ESA).

¹ Peters, A., Chung, K. Y., & Chu, S. High-precision gravity measurements using atom interferometry. *Metrologia* **38**, 25–61(37) (2001).

² Aminoff, C. G. et al., Cesium atoms bouncing in a stable gravitational cavity, *Phys. Rev. Lett.* **71**, 3083 (1993).

³ Impens, F., Bouyer, P. & Bordé, C. J. Matter-wave cavity gravimeter. *Appl. Phys. B* **84**, 603–615 (2006).

⁴ Hughes, K. J., Burke, J. H. T. & Sackett, C. A. Suspension of atoms using optical pulses, and application to gravimetry. *Phys. Rev. Lett.* **102**, 150403 (2009).

⁵ M. Robert-de-Saint-Vincent, J.-P. Brantut, Ch.J. Bordé, A. Aspect, T. Bourdel and P. Bouyer, A quantum trampoline for ultra-cold atoms, *EPL* **89**, 10002 (2010).

⁶ Kozuma, M. et al. Coherent splitting of Bose-Einstein condensed atoms with optically induced Bragg diffraction. *Phys. Rev. Lett.* **82**, 871–875 (1999).

⁷ Cladé, P. *et al*, Precise measurement of h/m using Bloch oscillations in a vertical optical lattice: Determination of the fine-structure constant, *Phys. Rev. A*, **74**, 052109 (2006).

⁸ Another possibility is to shape the pulse in a proper way to optimise diffraction to the reflected order⁴.

⁹ Keller, C. *et al*. Adiabatic following in standing-wave diffraction of atoms. *Appl. Phys. B* **69**, 303–309 (1999).

¹⁰ Clément, J.-F. *et al*. All-optical runaway evaporation to Bose-Einstein condensation. *Phys. Rev. A* **79**, 061406(R) (2009).

¹¹ The word classical should be taken with a grain of salt as the diffraction process itself is quantum. The momentum transfer is quantized in unit of $\hbar k_L$.

¹² Impens, F. & Bordé, C. J. Space-time sensors using multiple-wave atom interferometry. *Phys. Rev. A* **80**, 031602(R) (2009).

¹³ The slight change from the previously published value⁵ is due to use of the precise value⁷ of h/m for ⁸⁷Rb rather than $m=87m_a$, where m_a is the atomic mass.

¹⁴ Weitz, M., Heupel, T. & Hänsch, T. W. Multiple beam atomic interferometer. *Phys. Rev. Lett.* **77**, 2356–2359 (1996).

¹⁵ Hinderthür, H. et al. Time-domain high-finesse atom interferometry. *Phys. Rev. A* **59**, 2216–2219 (1999).

¹⁶ Aoki, T., Shinohara, K. & Morinaga, A. High-finesse atomic multiple-beam interferometer comprised of copropagating stimulated raman-pulse fields. *Phys. Rev. A* **63**, 063611 (2001).

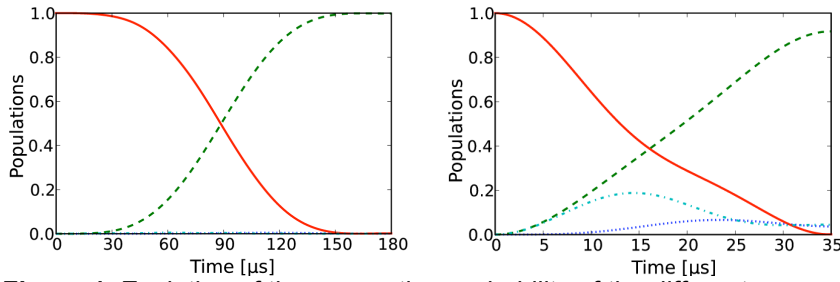


Figure 1: Evolution of the occupation probability of the different momentum states as a function of time for a smooth standing-wave light pulse of duration 180 μs (left) and for a square-shaped pulse of duration 35 μs (right). Solid red line: $|-k_L\rangle$, dashed green line: $|+k_L\rangle$, dot-dashed light blue line: $|-3k_L\rangle$, dotted blue line: $|+3k_L\rangle$.

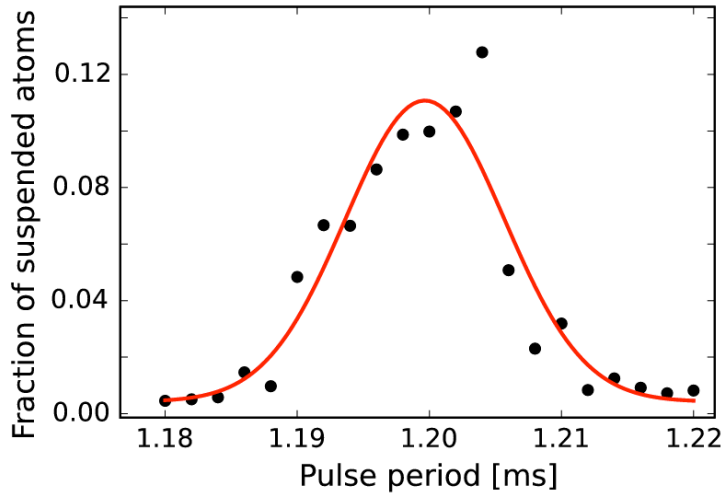


Figure 2: Fraction of suspended atoms after 25 Bragg reflections using smooth light pulses as a function of the period T . Solid line: Gaussian fit to the data centred at $T=1.1996(10)$ ms, corresponding to $g=9.81(1)$.

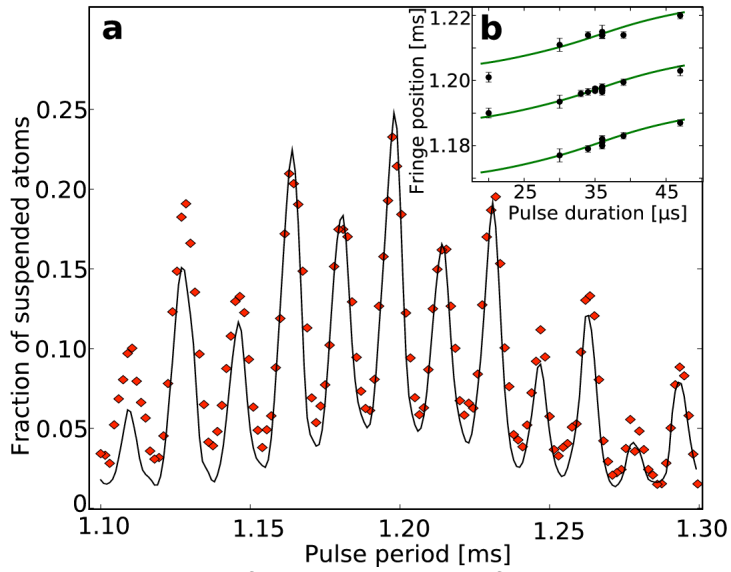


Figure 3: Fraction of suspended atoms after 10 square-shaped light pulses as a function of the period T . The overall envelope is due to the velocity selectivity³ of the pulses as in the classical trampoline while the modulation is due to quantum interference. The solid line corresponds to a theoretical model⁵. **b**, position of three consecutive fringe maxima around the highest maximum, as a function of the pulse duration, showing the influence of the phase shift imprinted by the diffraction pulses : Dots are experimental points, with error bars reflecting the experimental uncertainties. Solid lines come from a theoretical model using $g=9.815 \text{ m}\cdot\text{s}^{-2}$.