



**HAL**  
open science

## **DROPIC: A tool for the study of string instruments in playing conditions**

Jean-Loic Le Carrou, Delphine Chadefaux, Marie-Aude Vitrani, Sylvère Billout, Laurent Quartier

► **To cite this version:**

Jean-Loic Le Carrou, Delphine Chadefaux, Marie-Aude Vitrani, Sylvère Billout, Laurent Quartier. DROPIC: A tool for the study of string instruments in playing conditions. Acoustics 2012, Apr 2012, Nantes, France. hal-00811154

**HAL Id: hal-00811154**

**<https://hal.science/hal-00811154>**

Submitted on 23 Apr 2012

**HAL** is a multi-disciplinary open access archive for the deposit and dissemination of scientific research documents, whether they are published or not. The documents may come from teaching and research institutions in France or abroad, or from public or private research centers.

L'archive ouverte pluridisciplinaire **HAL**, est destinée au dépôt et à la diffusion de documents scientifiques de niveau recherche, publiés ou non, émanant des établissements d'enseignement et de recherche français ou étrangers, des laboratoires publics ou privés.



# ACOUSTICS 2012

## **DROPIC: A tool for the study of string instruments in playing conditions**

J.-L. Le Carrou<sup>a</sup>, D. Chadeaux<sup>a</sup>, M.-A. Vitrani<sup>b</sup>, S. Billout<sup>a</sup> and L. Quartier<sup>a</sup>

<sup>a</sup>Equipe LAM - d'Alembert, 11, rue de Lourmel, 75015 Paris, France

<sup>b</sup>Institut des Systèmes Intelligents et Robotique, Université Pierre et Marie Curie - Paris VI  
Boite courrier 173 4 Place Jussieu 75252 Paris cedex 05  
jean-loic.le\_carrou@upmc.fr

The study of musical instruments in playing conditions requires a highly controllable and repeatable excitatory mechanism. This mechanism has to be able to reproduce as closely as possible the human gesture in order to be representative of a playing technique. In the paper, we describe the development of a new string plucking device for the concert harp. This system, called DROPIC (*Doigt Robotisé Plinceur de Cordes*), is a position-controlled two-degrees of freedom robot with a configurable silicone fingertip. In order to compare the plucking performed by DROPIC and by a harpist, trajectories are captured by a high-speed camera and the soundboard's vibrations are measured with an accelerometer. A set of features extracted from these data shows that the DROPIC plucking is comparable to the harpist one with a better repeatability. In addition to classical vibration and acoustic sensors, DROPIC can now be used to pluck a string and allows us to measure temporal features as well as spectro-temporal features in a repeatable and controllable playing context, thus creating an alternative to classical frequency-domain measurements of string instruments.

## 1 Introduction

The design of systems that can play a musical instrument with a fine control of input parameters is a current research topic. Recently, a new "artificial mouth" in which the blowing pressure is controlled by a feedback loop has been developed [1, 2] for the study of wind instruments both in transient regime and steady-state regime. In the case of plucked instruments, we identified only one apparatus. It is based on a wire wound around a string, which is pulled until it breaks [3]. This method provides a set of "ideal" initial conditions for the free oscillations that follows, i.e. a triangular string shape without any initial velocity. Note that in [4], the author used the same method but the wire was hand-pulled. Experimental results obtained with this "ideal" plucking method make it possible to compare experimental results with a theoretical model. However, these initial conditions of the string do not represent the complexity of the interaction with the musician. We showed, in a previous study [5] on the harp's string plucking, that the harpist's finger slips on the string and provides initial conditions mixing velocity, displacement and torsion of the string, depending on the player and the musical context. Thus, to study the harp in playing conditions, we have to design an excitatory mechanism that can reproduce the complexity of the harpist finger's gesture. In this paper, we present our first results from the ongoing development of a robotic finger called DROPIC (*Doigt Robotisé Plinceur de Cordes*).

The paper is organized as follows: we first remind some important characteristics of the harpist's plucking which are essential for the design of DROPIC. Then, we present a technical description of DROPIC. Finally, we study results obtained with DROPIC in order to validate it as a tool for the study of the harp in playing condition.

## 2 Characteristics of the harp plucking

In a previous study [5], we analyzed the plucking of ten harpists. Results show that the musician's finger trajectory is remarkably reproducible and is characteristic of each musician and musical context. We present here particular results that are considered important for the design of DROPIC.

In Figure 1, four finger's trajectories measured during the string plucking are shown according to the musical context (chord and arpeggio sequences) and to the finger that is used (annular or forefinger). The shape and magnitude of these trajectories are representative of the measurements made on the ten harpists. Note that only the part of the trajectory in which the finger is in contact with the string is represented in

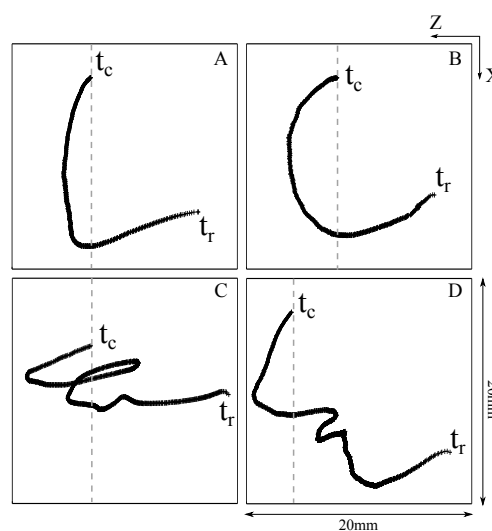


Figure 1: Finger's trajectories of the right-hand measured on 3 harpists (H9 for A and D, H1 for B and H6 for C) in two musical contexts: performing a chord sequence (A and B) and performing an arpeggio sequence (C and D). The grayed dashed lines show the top view of the strings plane.

Figure 1. The finger follows the trajectory from time  $t_c$ , when the sticking phase begins, to time  $t_r$ , when the string ends to slip on the finger and is released [5]. These trajectories can be complex as shown in Figure 1 but are all included in a square with sides 2 cm long.

In Figure 2, the maximum velocities of each musician's fingertip are presented. These values are evaluated at the release instant, i.e. at  $t_r$ , for the entire plucking action database. These values are extracted from all plucking of chord or arpeggio sequences made by the harpist's annular or forefinger. We end up with a total of 158 plucks' velocities to compare. Results are found to be homogeneous for all harp players. The maximum value is found to be less than 3 m/s for H1 and clearly depends on the player. On the other hand, the choice of the finger has more impact on the maximum velocity than the musical context. As 97% of the evaluated maximum velocities are less than 1.5 m/s and 90% of them are less than 1 m/s, we choose to use the former value for the DROPIC specifications.

To pluck a string, the finger has to pull it until the force reaches a maximum value. At this instant, for the classical harp plucking technique, the string begins to slip on the finger's pulp. This force value is hard to measure directly. However, a good approximation can be obtained when considering the maximum string displacement and its tension. With the plucking measurements performed on the 30<sup>th</sup>-string (with

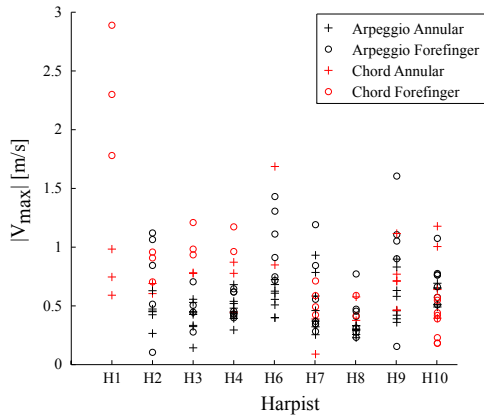


Figure 2: Maximum velocity computed for each repetition of chord or arpeggio sequences for each of the 10 harpists.

a fundamental frequency at 138.6 Hz), we estimate that the force magnitude can be up to 15 N.

### 3 Description of DROPIC

In this section, we describe the robotic finger that we develop to reproduce the harpist's plucking action. From the results presented in Section 2, we can draw the DROPIC's specifications that will have an impact on the mechanical and control design.

#### 3.1 Specifications

We summarize here the main specifications of DROPIC that we defined thanks to the measurements performed on the ten harpists:

- Area of use:  $20 \times 20 \text{ mm}^2$
- Maximum velocity of the fingertip: 1.5 m/s
- Maximum force of tension: <15N

Note that, for a robot, the combination of high speed displacement, and accuracy with a 15 N load is not yet straightforward.

#### 3.2 Mechanical description

To reproduce the finger's trajectories, a planar robot with two rotational joints (RR-robot) is chosen. This kind of robot, schematized in Figure 3-(A), is composed of 2 arms connected by two pivots. The knowledge of the angular position of each pivot allows a perfectly controllable 2-dimensional movement. The extremity of the 2<sup>nd</sup> arm, labeled P in Figure 3-(A), has to describe the same trajectory as that of the harpist's finger. The angular positions of each arm, denoted  $\theta_1$  and  $\theta_2$  in Figure 3-(A), are evaluated with a straightforward geometrical model (compatible with our configuration):

$$\theta_1 = \arctan\left(\frac{z_f(l_1 + l_2 \cos(\theta_2)) - x_f l_2 \sin(\theta_2)}{x_f(l_1 + l_2 \cos(\theta_2)) + z_f l_2 \sin(\theta_2)}\right) \quad (1)$$

$$\theta_2 = -\arccos\left(\frac{x_f^2 + z_f^2 - (l_1^2 + l_2^2)}{2l_1 l_2}\right) \quad (2)$$

where  $l_1$  and  $l_2$  are the arms' lengths, and  $(x_f, z_f)$  the fingertip coordinates.

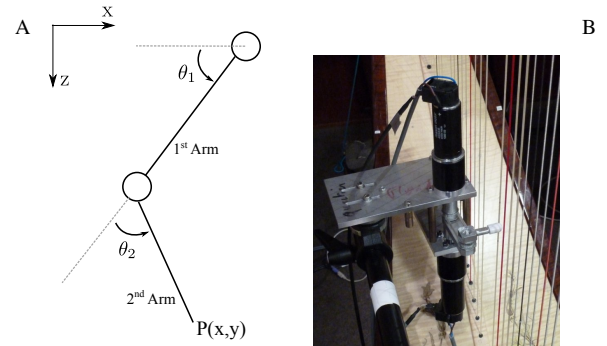


Figure 3: Kinematic description of DROPIC (A) and picture of DROPIC set up on the concert harp (B).

Angles  $\theta_1$  and  $\theta_2$  are driven by two motors placed at the robot's base for compactness reasons (see a picture of DROPIC in Figure 3-(B)). The transmission of the motor's torque to the second joint is carried out by a belt. The arm's length is chosen to be of the same order of magnitude as the last two phalanxes of a human forefinger. Eventually, we chose  $l_1 = l_2 = 45 \text{ mm}$  which fulfill the first specification, i.e. the end effector (denoted P in Figure 3-(A)) can perform all trajectories in a  $400 \text{ mm}^2$  area. The motors and the reducers are chosen according to the expected motor's torque. The latter is derived from the second arm length and the maximum load at the end effector, which is overestimated by a security margin of 10 N. Besides, to ensure the position-control of the robot, angular encoders are added to reducers. Finally, DROPIC is fixed rigidly to the harp by an arm connected to the pillar, as shown in Figure 3-(B).

#### 3.3 Control description

The implemented control law is represented in Figure 4. At the lowest level, a Proportional-Integral controller allows to control the current, which is proportional to the torque delivered by the motors. The matrix  $\begin{pmatrix} \frac{1}{N_1 K_{C1}} & 0 \\ 0 & \frac{1}{N_2 K_{C2}} \end{pmatrix}$  is used to specify a desired torque and to compute the corresponding current to be sent in the motors.

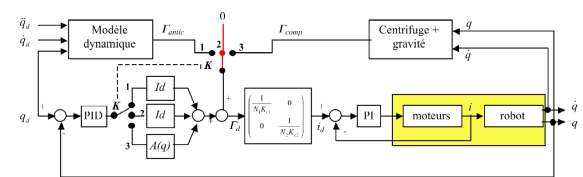


Figure 4: implemented control law

At the highest level, this scheme allows to carry out three different controllers, ensuring the calculation of the desired torque as a function of the wanted position and the current position:

- When K is set to 2, the position-control is a simple decentralized Proportional-Integral-Derivative controller.
- When K is set to 1, the command is identical to the earlier, with the addition of a term of dynamics anticipation. As the friction is not repeatable, it is not included in the dynamic model.

- When K is set to 3, the control is performed by dynamical decoupling.

The two first control laws are used to manually tune the gains of the controller. The third control law is used to execute a desired trajectory, as shown in Figure 5.

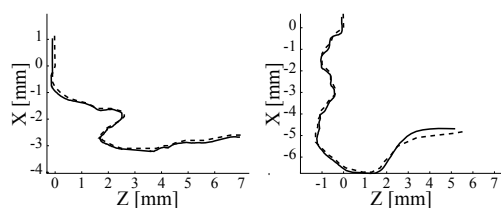


Figure 5: Two Examples of DROPIC's end-effector trajectory measured by the rotary encoders (solid line) compared to the reference (dashed line).

### 3.4 Fingertip description

The robotic fingertip shape and material are of a great importance since it defines the friction behavior between the finger and the string. Thus, it is designed as an aluminum bone on which a piece of silicone can be slipped on. Silicone is chosen because of its moulding's facilities and the large amount of mechanical properties which is accessible thanks to its composition. Moreover, it has been shown that silicone and human skin have common properties [6]. In the following, we use a parallelepiped-shaped or a cylindrical-shaped fingertip.

## 4 Validation

In this section, we set out to validate DROPIC as a tool to study the harp in playing condition. First, we study the repeatability and the accuracy of DROPIC in comparison to the harpist. Secondly, we are interested in the sound produced by the plucks performed by DROPIC.

### 4.1 Experimental setup

In order to measure the DROPIC's fingertip trajectory and the produced sound, an experimental protocol based on that previously used in [5] is set up. A high-speed camera is used for filming DROPIC, as shown in Figure 6, set at 5167 frames per second. Simultaneously, an accelerometer, located at the bottom of the plucked string, measures the soundboard vibrations. A particular image processing is implemented to track markers on the fingertip and on the string to obtain the trajectories, as described in [5].

### 4.2 DROPIC's repeatability

As shown in Figure 7-(A), each harpist provides a reproducible finger's movement when s/he plucks a string [5]. Hence, DROPIC must be at least as repeatable as a real musician. A repeatability average error, denoted  $\bar{\epsilon}_d$ , is computed after standard ISO 9283 [7, 8] to quantify DROPIC's performance:

$$\bar{\epsilon}_d = \frac{1}{N} \sum_{t=1}^N \sqrt{(X_r(t) - X_p(t))^2 + (Z_r(t) - Z_p(t))^2}, \quad (3)$$



Figure 6: Experimental setup

where  $(X_r, Z_r)$  and  $(X_p, Z_p)$  are reference and DROPIC trajectories (obtained by the encoders and equations 1 and 2), respectively. For the trajectory represented in Figure 7-(B),  $\bar{\epsilon}_d$  is estimated to  $0.18 \cdot 10^{-3} \pm 0.015 \cdot 10^{-3} \text{m}$  when a string is plucked. The reported repeatability uncertainty represents a 95% confidence interval. In order to compare the repeatability of DROPIC and of a musician, the dynamic time warping algorithm [9] is computed. This algorithm compares similarity between two signals which may vary in velocity and duration. DROPIC is found to be about 82 times more repeatable than the harpist, which fulfill the repeatability objective.

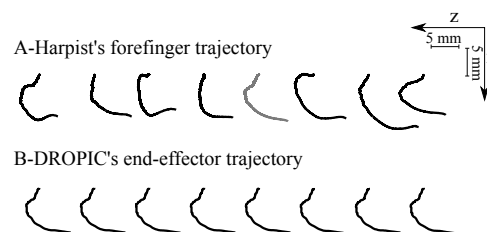


Figure 7: Repeatability of harpist's finger (A) and DROPIC end-effector trajectories (B). The plucks performed by DROPIC use the grayed harpist trajectory as reference

### 4.3 DROPIC's reliability

The reliability of the robotic finger to reproduce a real finger's trajectory is an important point to validate. In Figure 8, an example of DROPIC's trajectory measured by encoders and by a high-speed camera is compared to a reference one. We show that without string, the trajectory is perfectly carried out. However, when a force is applied to DROPIC's fingertip due to the string, a deviation of the robotic finger occurs. This force increases while the finger pulls the string, i.e. during the sticking phase  $[t_c, t_s]$ . At time  $t_s$ , the string begins to slip on the fingertip and the force reaches its maximum. At this instant, the deviation is maximum as shown in Figure 8 for the encoders data. We can estimate this value at less than 1 mm for 9 N. Note that in Figure 8, DROPIC's trajectory measured by the high-speed camera shows an important deviation in comparison to that of the encoders. This is certainly due to the silicone fingertip deformation combined with the uncertainties related to the encoders and finger trajectories' measurement.

The global uncertainty of the displacement's measurements are quantified using the propagation of uncertainties



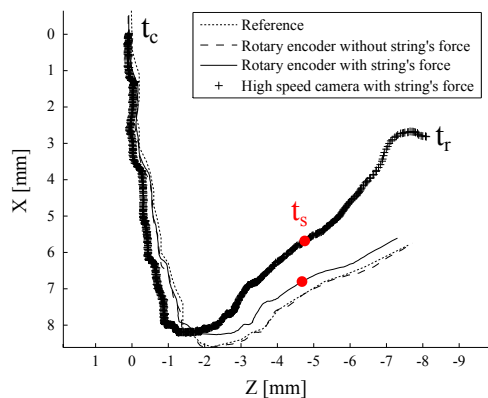


Figure 8: Example of a DROPIC's trajectory measured by the rotary encoders and by the high speed camera for two configurations: with and without a string.

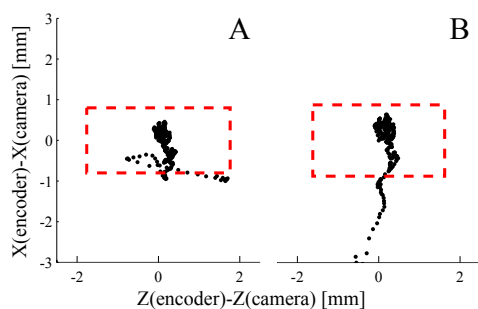


Figure 9: Distance between the DROPIC end-effector trajectories measured by the encoders and by the high-speed camera without string force (A) and with string force (B). The dashed red lines show the measurement uncertainties with a 95% confidence interval.

formula. For this purpose, the uncertainties of the markers' tracking, of the ratio between image's pixels and a distance known, of the angle between the camera's axis and the string's plane, of the resolution of encoders and of the length of each arm are estimated. In Figure 9, we show the uncertainty, with a 95% confidence interval, of the distance between the trajectory measured by the encoders and by the high-speed camera. Without a string, most of the point are inside the confidence interval. With a string, few points are outside the confidence interval due to the silicone's deformation during the slipping phase. This result shows that the encoder is a good estimator of the fingertip location except when the fingertip is deformed by the string's force. However, DROPIC's control has to be improved to increase its accuracy when the string's force is applied to the fingertip.

#### 4.4 DROPIC's sound producing

In Figure 10-(A), we present the waveforms of an isolated note plucked by a harpist. The extracted finger's trajectory is then used as input reference for DROPIC. Three repetitions of this pluck are performed by DROPIC, see Figure 10-(B,C,D). These three repetitions are very similar, showing that DROPIC is perfectly repeatable. In comparison to the waveform obtained with the harpist, DROPIC have some differences as, for instance, the waveform magnitude. This can be explained by the fact that the pulling force on the string is highest for the harpist than for DROPIC. Therefore, the slipping phase begins earlier for DROPIC than for the

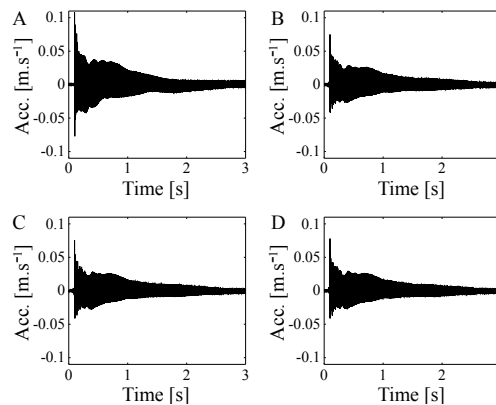


Figure 10: Accelerometer's signal measured at the connected point of the plucked string (Db 2) on the soundboard for a harpist (A) and for 3 repetitions of DROPIC (B), (C) and (D).

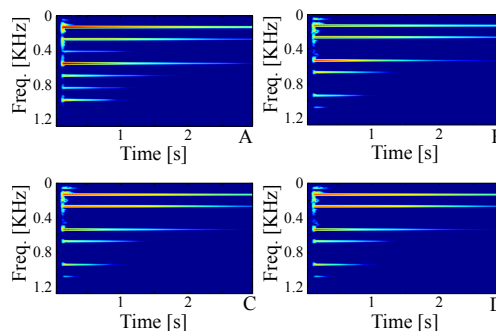


Figure 11: Spectrograms of Accelerometer's signal shown in Figure 10. Images are drawn in dB using a 70 dB dynamic.

harpist. This problem can be related to the trajectory and to DROPIC's fingertip material which does not have the same friction coefficient than the skin.

From a spectral point of view, we compute spectrograms of the four accelerometer's signals previously described, as shown in Figure 11. Note that on DROPIC's sound spectrograms the 3<sup>rd</sup> and the 6<sup>st</sup> harmonics are missing contrary to the harpist's sound. These differences are due to the slight variation in the DROPIC plucking position compared to the one of the harpist. Moreover, we see that the transient part of the signal is different between (A) and (B,C,D). Once again, this result emphasizes the differences occurring during the slipping phase between DROPIC and the harpist. Beyond the problem of DROPIC's trajectory, these results indicate that the fingertip's silicone can be improved in term of mechanical properties and of shape.

## 5 Conclusion

In this paper, we presented a new tool for plucking a harp string in playing conditions. This tool, called DROPIC, is a two rotational joints position-control robot which is able to carry out any trajectory of harpist finger. Its fingertip is made of silicone and can be changed as needed. Results indicate that DROPIC is perfectly repeatable but still requires improvement in the control to accurately follow an imposed trajectory when a string's force is present. Although sounds produced by DROPIC's pluck are convincing, the mechan-

ical properties and the shape of the silicone fingertip used have to be improved.

## Acknowledgments

The authors acknowledge the harpists who participate in our studies on the harp: Marie Denizot, Pierrine Didier, Marie Klein, Sandie Leconte, Camille Levecque, Caroline Lieby-Muller, Magali Monod-Cotte, Blandine Pigaglio, Maëlle Rochut and Coralie Vincent. Thanks a lot for the help of Wael Bachta during the DROPIC's design and Maxime Harazi during the measurements.

## References

- [1] D. Ferrand, C. Vergez, "Blowing machine for wind musical instrument: toward a real-time control of the blowing pressure", *IEEE Conference on Control and Automation*, 1562-1567 (2008)
- [2] D. Ferrand, C. Vergez, B. Fabre, F. Blanc, "High-precision regulation of a pressure controlled artificial mouth: the case of recorder-like musical instruments", *Acta Acustica united with Acustica* **96**, 700-711 (2010)
- [3] T. Smit, F. Türecikheim, R. Mores, "A highly accurate plucking mechanism for acoustical measurements of stringed instruments", *J. Acoust. Soc. Am.* **127**(5), EL222-EL226 (2010)
- [4] J. Woodhouse, "Plucked guitar transients: comparison of measurements and synthesis", *Acta Acustica united with Acustica* **90**, 945-965 (2004)
- [5] D. Chadeaux, J.-L. Le Carrou, B. Fabre, D. Daudet, "Experimentally-based description of harp plucking", *J. Acoust. Soc. Am.* **131**(1), 844-855 (2012)
- [6] S. Derler, U. Schrade, L.-C. Gerhardt, "Tribology of human skin and mechanical skin equivalents in contact with textiles", *Wear* **263**, 1112-1116 (2007)
- [7] NF EN ISO 9283: Robots manipulateurs industriels. Critères de performance et méthodes d'essai correspondantes (1998)
- [8] N.G. Dagalakis, "Industrial robotics standards", chapter 27, *National Institute of Standards and Technology*, 2003.
- [9] H. Sakoe, S. Chiba, "Dynamic programming algorithm optimization for spoken word recognition", *IEEE Transactions on Acoustics, Speech and Signal Processing* **26**, 43-49 (1978)