



HAL
open science

Objective and subjective characterization of saxophone reeds

Bruno Gazengel, Jean-François Petiot, Martin Soltés

► **To cite this version:**

Bruno Gazengel, Jean-François Petiot, Martin Soltés. Objective and subjective characterization of saxophone reeds. Acoustics 2012, Apr 2012, Nantes, France. hal-00810983

HAL Id: hal-00810983

<https://hal.science/hal-00810983v1>

Submitted on 23 Apr 2012

HAL is a multi-disciplinary open access archive for the deposit and dissemination of scientific research documents, whether they are published or not. The documents may come from teaching and research institutions in France or abroad, or from public or private research centers.

L'archive ouverte pluridisciplinaire **HAL**, est destinée au dépôt et à la diffusion de documents scientifiques de niveau recherche, publiés ou non, émanant des établissements d'enseignement et de recherche français ou étrangers, des laboratoires publics ou privés.



ACOUSTICS 2012

Objective and subjective characterization of saxophone reeds

B. Gazengel^a, J.-F. Petiot^b and M. Šoltés^c

^aLaboratoire d'acoustique de l'université du Maine, Bât. IAM - UFR Sciences Avenue Olivier Messiaen 72085 Le Mans Cedex 9

^bEcole Centrale de Nantes, 1 rue de la noe, BP 92101, 44321 Nantes, France

^cDepartment of Physics, Czech Technical University, Technická 2, 16627 Prague 6, Czech Republic

bruno.gazengel@univ-lemans.fr

The subjective quality of single cane reed used for saxophone or clarinet may be very different from a reed to another although reeds present the same shape and the same strength. In this work, we propose to compare three approaches for the characterization of reeds properties.

The first approach consists in measuring the reed mechanical response by the mean of a specific bench which gives equivalent dynamic parameters (mass, damping, stiffness) of the first vibration mode and the non linear stiffness of the reed. The second approach deals with the measurement of playing parameters "in vivo", using specific sensors put on the instrument mouthpiece. These measurements enable us to deduce specific parameters in playing condition, such as the threshold pressure or the spectral centroid. Finally, subjective tests are performed with musicians in order to deduce the independent subjective criteria which characterize the quality of reeds.

Different reeds chosen for their subjective differences (rather difficult and dark, medium, rather easy and bright) are characterized by the three methods. First results show that correlations can be established between "in vivo" measurements and subjective assessments.

1 Introduction

The musical quality of woodwind instruments such as clarinet or saxophone depends strongly on the reed quality. Quality of single cane reed may vary from a reed to another. Using our own experience of musician, we consider that 30 % of reeds in a box are good reeds, whereas 40 % are mean quality reeds and 30 % are considered as bad.

Usually, the experimental characterization of mechanical properties is performed by measuring the mechanical stiffness of the reed submitted to a static force at a particular location from the tip. This measurement enables to estimate the strength of the reed which is indicated for the clarinet or saxophone player. It appears that this method is necessary to sort out the reeds for different strength and to indicate to the musician if the reed can be played with a particular mouthpiece. However this approach can not explain the great differences observed between reeds with the same strength and the same cut.

In our view, the analysis of reed quality can be divided in three parts as shown in figure 1. First axis concerns the subjective measurements of the reed and should determine how many subjective dimensions characterize the reed musical quality. Second axis deals with physical measurements performed on a player ("in vivo measurements"). Last part deals with the "in vitro" measurements. It concerns the mechanical or optical characterization of the reed.

In this paper, we present measurements performed following these three axis for characterizing tenor saxophone reeds quality.

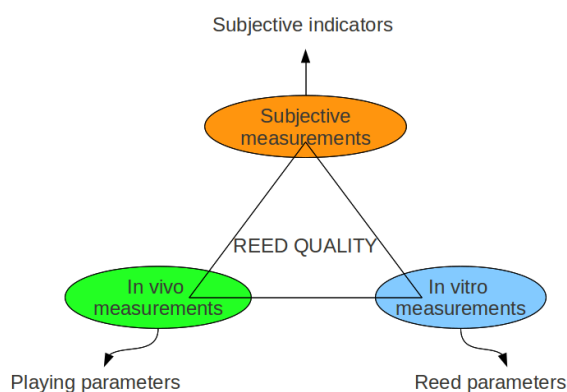


Figure 1: Structure of the research done on reed quality.

The paper is organized as follow. Section 2 presents the experimental system which enables us to estimate the me-

chanical parameters of the reed. Results obtained with a set of 14 reeds at two different dates (repeated measurements) are compared and the efficiency of the measuring bench is discussed. Section 3 presents the "in vivo" measurement system and the subjective tests. Finally, the comparison between the "in vivo" experiments and the subjective tests are presented and the results are discussed.

2 Characterization of reeds by vibroacoustic response

2.1 Aim of the experiment

This section presents the performances of the vibroacoustic bench used for characterizing the equivalent mechanical parameters of tenor saxophone reeds at a low sound pressure level (typically about 100 dB SPL). We present first the principle of the bench then the results, which were obtained on a set of 14 reeds measured at two different separate dates.

2.2 Vibroacoustic bench

All the measurements were performed using the experimental setup shown in Figure 2. Sine sweeps were generated using personal computer and sent to loudspeaker via amplifier. Microphone and displacement sensor signals were recorded in the PC using data acquisition board. This setup is exactly the same as the one used previously by *Gazengel et al* [1]. Great care was taken to place each reed at the same position vertically and horizontally. Displacement sensor was always placed two millimeters below the tip of the reed and every time at exactly the same distance from the reed. Moreover, artificial lip was constructed using thin silicon strip mounted to a rigid supporting frame. Strip was 3cm wide, 7mm tall and 4mm thick. It was attached to a thin horizontal beam (an old saxophone reed) which was used to model the effect of the musicians teeth. For the measurements using the artificial lip, the lip was always positioned at the same vertical distance from the tip of the reed. Force between the lip and the reed was measured using the FSR (force sensing resistor) sensor and was always set to the same value, similar to the value obtained when measuring the force between the real lip and the reed on the playing musician.

Examples of frequency response measurements made with the artificial lip are presented on figure 3 and show that the first reed resonance is strongly damped as observed in [2, 3]. However the second strong resonance observed by *Silva et al* [3] on a artificial mouth does not appear in our experiment.

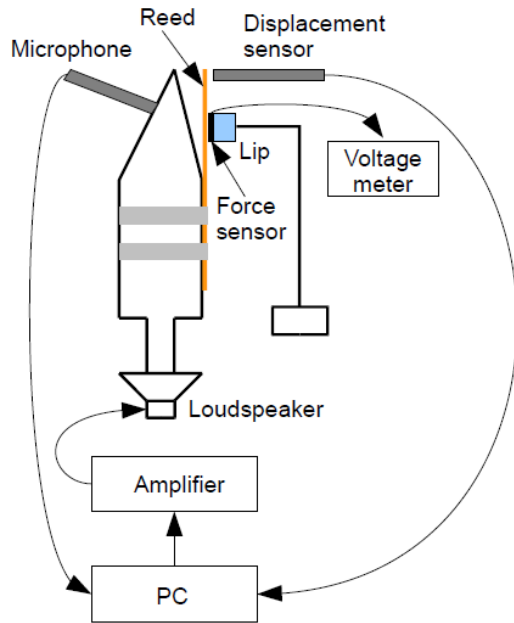


Figure 2: In vitro experimental setup.

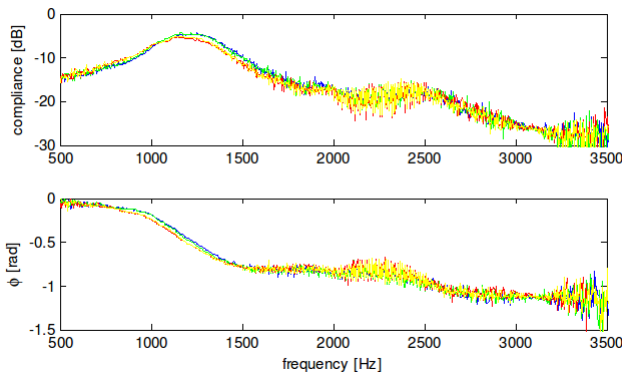


Figure 3: Example of frequency response measurement with the use of artificial lip.

2.3 Results

Fourteen different reeds were used for the experiments. Three sets of measurements were made over a time period of one week (three different days). Every time, the frequency response of each reed was measured with and without the use of artificial lip several times. This way we can compare the results from the measurements made over a time span of few minutes (short term repeatability), compare the results from the measurements made over a time span of few days (mid term repeatability) and also by comparing our results with the several months old results of Gazengel et al [1]. We can obtain the long term repeatability.

Four different parameters (resonance frequency, quality factor, mass and stiffness) were obtained for every reed and every measurement from the frequency response curve by means of modal analysis. First, we focus on their short-term and the mid-term repeatability.

2.3.1 Short-term and mid-term repeatability

A total of nine measurements was taken for each reed without the use of the artificial lip (five measurements first day, three measurements three days later and one more measurement another three days later). From the measurements done at the same day, mean values and standard deviations are calculated for each reed. In Figure 4, relative Q-factor vs relative stiffness and in Figure 5, relative resonance frequency vs relative mass are plotted. Relative value of each parameter of i -th reed measured on j -th day is represented in 2-D space by a plus sign (+) corresponding to the relative mean values of its estimated parameters. Around the (+) sign an ellipse which major and minor radii represent standard deviations in their respective parameters are plotted. Measurements taken on different days are represented by different colors.

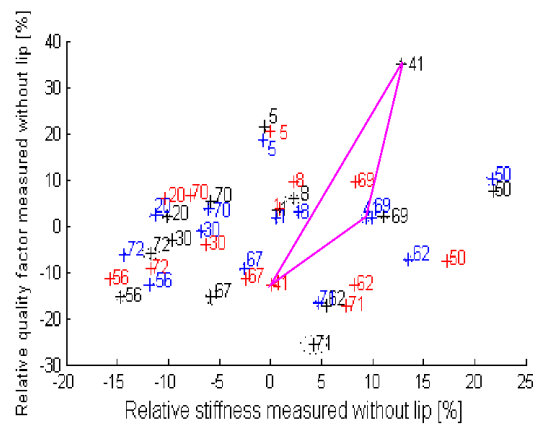


Figure 4: Relative quality factor vs relative stiffness measured without the use of the artificial lip.

We can observe that short-term measurement (estimation) repeatability is generally very good and standard deviations are relatively small. Mid-term repeatability is slightly worse. With some reeds (1, 5, 8, 20) it is very good. With the rest of the reeds, the results are still quite repeatable. For two reeds the results can not be considered repeatable (blue, red and black results differ for reeds 41 and 62 on figure 4). We assume that these two reeds might have been damaged due to previous excessive use. All these results hold for estimation of mass, stiffness and quality factor. The only parameter for which short-term and mid-term repeatability is generally excellent for all the reeds is the resonance frequency.

In Figure 5, results of the measurements with the use of the artificial lip are presented. Measurements were performed with the force sensor (FSR) always placed between the reed and the lip and the lip pressure (force) was always set on the same value. The lip was always placed at the same vertical distance from the tip of the reed. Total of five measurements have been performed (four measurements first day and one more measurement three days later). It is obvious that compared to the measurements without the use of the artificial lip, short-term repeatability of the measurements with the use of the lip is worse (standard deviations are larger). Mid-term repeatability is even worse and it is questionable whether these results could provide a characterization of the reed. Mid-term measurement (estimation) of mass and resonance frequency is not repeatable at all and it is not clear to us why we get such a big variation for these two param-

eters. It seems that these measurements do not give us any meaningful information. At best we can say that under these measuring conditions some reeds (for ex. 69) are stiffer than others (for ex. 70).

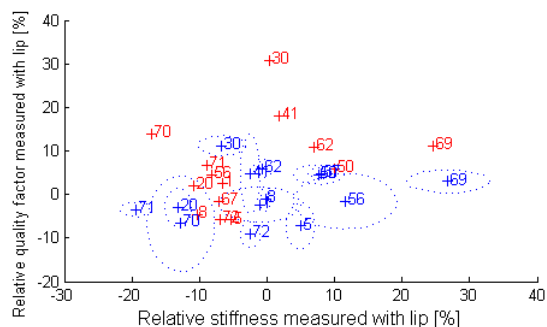


Figure 5: Relative quality factor vs relative stiffness measured with the artificial lip.

2.3.2 Long-term repeatability

To estimate the long-term repeatability we compared our results from the measurements without the artificial lip with the data obtained in [1]. In Figure 6, new vs old measurements of stiffness and mass are presented. Only mean values of the estimated parameters are shown. Mean values of the first set of five measurements (measured in the first day) were used for comparison. Because the old measurement results and new measurement results differ significantly in their absolute values, they were normalized by their respective mean values so they can be pictured in the same graph. Figure 6 reveals that there is no obvious relationship between old and new results and it is clear that they are not repeatable at all. Moreover all parameter values were shifted significantly. Old measurements were made six months before our measurements, reeds were not played during this time and were kept in dry conditions. It is not clear whether it is the amount of water contained in the reed or some other factor, but it is clear that dynamical parameters of the first resonance change greatly with time.

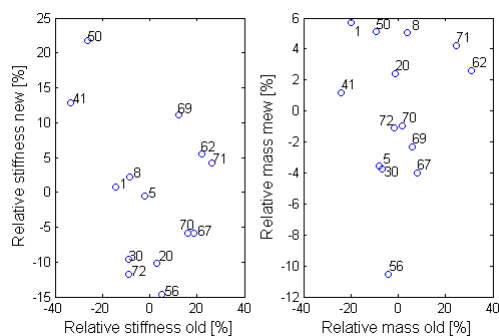


Figure 6: New vs old measurements of stiffness and mass.

2.4 Conclusion

“In vitro” measurements made without the use of the artificial lip performed within short time period have great re-

peatability, which suggests that the measuring technique is robust and accurate enough. Comparing the results of “in vitro” measurements made over time period of several months however shows that the dynamical parameters of the reeds are changing significantly with time. Results from measurements made with the artificial lip are much less repeatable. These results do not correlate with the results obtained from measurements without the use of the artificial lip. It seems that these measurements are not repeatable enough to give us any meaningful information about the reed quality.

3 Characterization of reed subjective quality by “in vivo” experiments

3.1 Aim of the experiment

The aim of this experiment is to try to explain the subjective quality of saxophone reeds by objective parameters measured “in vivo”. First we present the experiment designed for measuring playing parameters on a musician. Then the subjective test is presented and the correlations with objective parameters are analyzed.

3.2 In vivo measurements principle

This experiment is designed to estimate different playing parameters “in vivo” which can characterize the playing of a musician and could show significant differences among different reeds.

The experimental system enables us to measure the mouth (static) pressure and the radiated acoustic pressure at the saxophone horn. The mouth pressure is measured using a differential pressure sensor Endevco 8507-C2. The acoustic pressure is measured using a microphone placed in front of the saxophone horn. The signals are connected to an acquisition board National instruments BNC-2110 using a sampling frequency $F_s = 50$ kHz.

The following parameters defined in [5] are estimated as described in [1]:

- Relative Spectral Centroid (RSC),
- Relative Odd Spectral Centroid (ROSC),
- Relative Even Spectral Centroid (RESC),
- Relative Odd/Even Ratio (ROER),
- Relative Tristimulus, 1st coefficient (RTR1),
- Relative Tristimulus, 2nd coefficient (RTR2),
- Relative Tristimulus, 3rd coefficient (RTR3),
- Relative Tristimulus, 4rd coefficient (RTR4),
- Relative Pressure Theshold (RPTH),
- Mean Relative Mouth Pressure (MRMP),
- Relative Efficiency (REFF).

Parameter RTR4 is the ratio between the energy of higher-order harmonics which frequency is greater than or equal to 4000 Hz and the total energy. The Pressure Threshold is estimated following the technique described in [4]. The Mean Pressure is calculated as the mean value of the mouth pressure during the stationary part of the sound. All the relative parameters are estimated as described in [1].

3.3 Subjective tests

3.3.1 Choice of the reeds

12 reeds of the same brand, same cut and same strengths have been considered. All these reeds were played before doing the test and were not completely new. All the reeds were considered to be playable (not too hard, not too soft).

3.3.2 Experimental protocol

The reeds were played and assessed by an experienced saxophone player. The musician used a Reference 54 Selmer saxophone and a Vandoren V16 T8 mouthpiece. 4 descriptors were defined for the assessment of the reeds:

1. Strength,
2. Projection,
3. Brightness,
4. Homogeneity (this refers to the homogeneity of the reed, from the bottom to the top register).

The musician was asked to play each reed and to assess each descriptor on a 5 - levels structured rating scale (from 1: low score to 5: high score). Each reed was repeated three times and the average value of each descriptor was calculated from the three evaluations. The reeds were presented in a random order.

The musician was also asked to play a given musical phrase, which was recorded. The musical phrase used for the test is a descending arpeggio of 7 notes (C 523.3 Hz, G 392 Hz, Eb 311.1 Hz, C 261.6 Hz, G 196 Hz, Eb 155.6 Hz, C 130.8 Hz). For each reed, the arpeggio has been played five times in order to estimate the average and the standard deviation of the different objective parameters.

3.4 Results

3.4.1 Multivariate analysis of the subjective data

The average subjective evaluations were analysed using standardized Principal Components Analysis. The two first factors of PCA represent 91.18 % of variance, so the evaluations can be considered as bi-dimensionnal. Figure 7 represents the contribution of the variables, and figure 8 the position of the reeds. The first factor is mainly created by the descriptors brightness, projection and homogeneity, which are correlated. The second factor is created by the descriptor strength. Typical reeds on the first factor are a6 and a7, which are very "bright", "homogeneous" and "project", opposed to the reeds a66 and a75. Typical reeds on the second factor are a79, very "stiff" and a21, very "flexible". Although the reeds have been chosen from the same brand, same cut and same mechanical strength, subjective data show great differences between reeds, which confirms the musician usual feeling concerning reed quality.

3.4.2 Multivariate analysis of the objective data

The average objective variables were also analysed using standardized Principal Components Analysis. The two first factors of PCA represent more than 80 % of variance: this shows high correlations between the variables (Figure 9). We can distinguish three groups of variables on the factorial plane, which constitute a set of correlated variables:

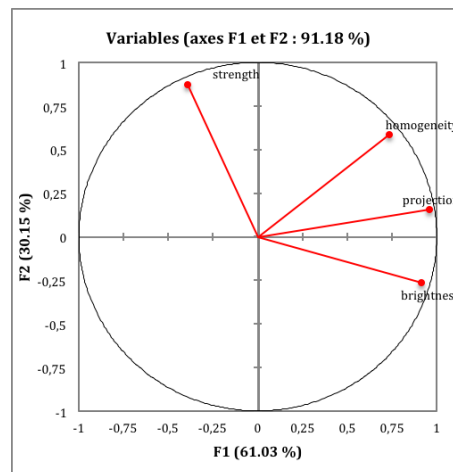


Figure 7: Principal Component Analysis of subjective data.

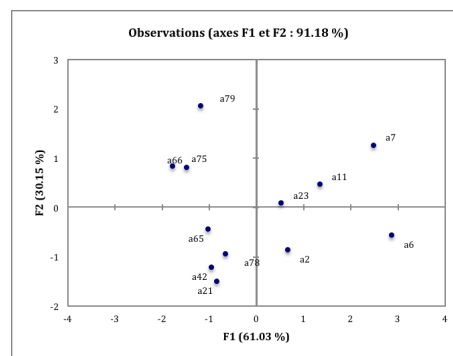


Figure 8: View of the reeds in the principal Component Analysis map.

- the variables related to the high frequency components of the sounds (RSC, ROSC, RESC, RTR3, RTR4). These variables contribute to the creation of the first factor. We notice that the variables which concern the low frequency components (RTR1 and RTR2) are opposite to this group of variable.
- the variables relative to the pressure (RPTH, MRMP). The relative efficiency is opposed to these variables.
- the odd/even ratio ROER, which contributes to the creation of the factor 2.

To see how the subjective variables correlated with the objective variables, the four subjective variables are projected on the factorial plane as additional variables (figure 9). We noticed that: the brightness is correlated with the group of variables related to the spectral centroid. This confirms a result of the state of the art. The strength is correlated with variables related to the mouth pressure and threshold pressure, opposite to efficiency. This result makes sense. Projection and homogeneity are not well represented in the factorial plane, and it is not possible to visualise correlations.

3.4.3 Modelling of the subjective variables with objective variables

From the previous study, we selected two subjective descriptors, which correlates with objective variable: brightness and strength.

For each of these descriptors, linear regressions with the descriptor as the dependent variable and the objective criteria

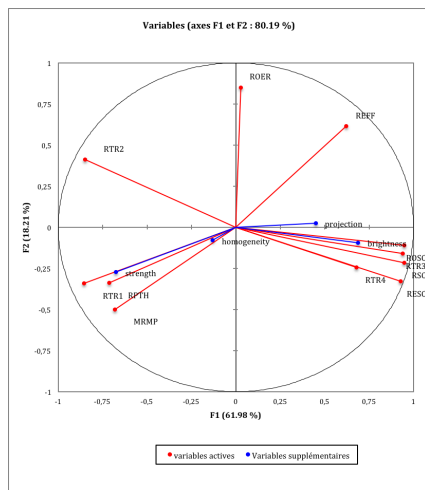


Figure 9: Principal Component Analysis of the objective data.

as the independent variables, were computed. An optimisation of the model, according to the average squared error, was carried out (model with only one independent variable). For the brightness, the selected variable was the tristimulus RTR4 (figure 10). The R^2 for the regression is 0.532.

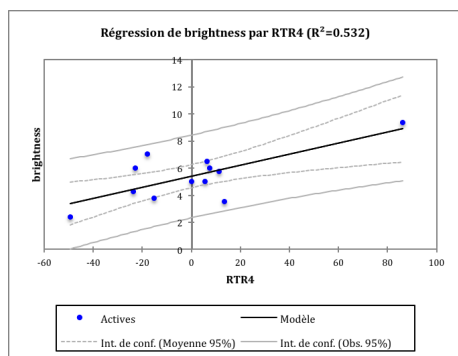


Figure 10: Brightness plotted as a function of RTR4.

For the strength, the selected variable was the relative pressure threshold RPTH (figure 11). The R^2 for the regression is 0.875.

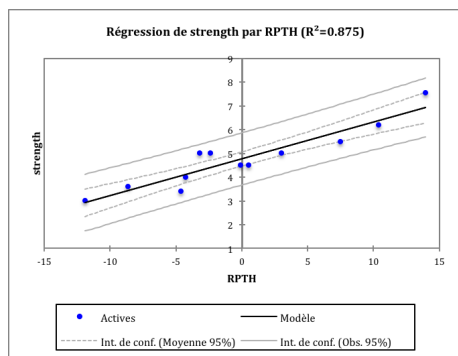


Figure 11: Strength plotted as a function of the relative mouth pressure threshold RPTH.

The good adjustment of the model on the data for the strength of the reed make us confident for the use of this model to predict the perceived strength of the reed.

4 Conclusion

This paper deals with the study of saxophone reed musical quality. It is divided into three different parts, "in vitro" measurements, "in vivo" measurements and subjective tests.

First, mechanical properties of reeds are measured "in vitro" using a vibroacoustic bench which enables us to estimate the dynamic response of the reed. Results (equivalent mass, stiffness and damping for mode 1) obtained at different dates with this bench do not show a good repeatability. This suggests that the mechanical properties of reeds change much with time due to climatic effects.

Then "in vivo" measurements are performed on a musician playing 12 reeds (same brand, same cut, same strength). Different indicators are estimated from the mouth (static) pressure and the acoustic pressure measured at the saxophone horn. Finally, subjective tests are performed on these 12 reeds. Results of a standardized Principal Components Analysis show that the subjective space is bidimensional.

Comparison between "in vivo" measurement results and subjective parameters show that the perceived strength can be explained by the estimated threshold pressure in the musician's mouth. Concerning the perceived brightness, we showed that it correlates with the high frequency contents of the sounds. This result is in accordance with the state of the art. Additional works will be done to increase the quality of the model, by using more explanatory variables, and more complex regression models. Cross validation procedures will be used to assess the predictive ability of the models.

In perspective, we will define a more complex model (with more explanatory variables), estimated with more observations (more reeds). A cross-validation procedure will estimate the predictive ability of the model.

References

- [1] B. Gazengel, J.P. Dalmont, "Mechanical response characterization of saxophone reeds", *Proceedings of Forum Acusticum, Aalborg, Denmark*, 573-578, 2011.
- [2] B. Gazengel, T. Guimezanes, J.P. Dalmont, J.B. Doc, S. Fagart, Y. Léveillé: Experimental investigation of the influence of the mechanical characteristics of the lip on the vibrations of the single reed, *Proceedings of the International Symposium on Musical Acoustics, Barcelona, Spain* (2007)
- [3] F. Silva, D. Ferrand, C. Vergez, "Seuils d'oscillation d'un instrument de musique à anche simple: protocole expérimental & instrumentation d'une bouche artificielle", *Congrès Français de Mécanique, Marseille*, 24-28 août 2009
- [4] B. Gazengel, J.F. Petiot, E. Brasseur, "Vers la définition d'indicateurs de qualité d'anches de saxophones", *Congrès Français d'Acoustique, Lyon*, 12-16 avril 2010.
- [5] Mathieu Barthes, Philippe Guillemain, Richard Kronland-Martinet, Sølvi Ystad, "From Clarinet Control to Timbre Perceptions", *Acta Acustica united with Acustica* **96**, 678-689, 2010.