



HAL
open science

Influence of Al content on the pseudo-ternary compounds $\text{RENi}_{4-x}\text{AlB}_x$ ($\text{RE} = \text{Gd}, \text{Y}$)

Liv Pall, Jean-Louis Bobet, Ecaterina Andronescu

► **To cite this version:**

Liv Pall, Jean-Louis Bobet, Ecaterina Andronescu. Influence of Al content on the pseudo-ternary compounds $\text{RENi}_{4-x}\text{AlB}_x$ ($\text{RE} = \text{Gd}, \text{Y}$). Romanian Journal of Materials, 2013, 43 (1), pp.19-23. hal-00809468

HAL Id: hal-00809468

<https://hal.science/hal-00809468>

Submitted on 13 Jul 2022

HAL is a multi-disciplinary open access archive for the deposit and dissemination of scientific research documents, whether they are published or not. The documents may come from teaching and research institutions in France or abroad, or from public or private research centers.

L'archive ouverte pluridisciplinaire **HAL**, est destinée au dépôt et à la diffusion de documents scientifiques de niveau recherche, publiés ou non, émanant des établissements d'enseignement et de recherche français ou étrangers, des laboratoires publics ou privés.

INFLUENȚA CONȚINUTULUI ÎN AI ASUPRA COMPUȘILOR PSEUDO-TERNARI $RENi_{4-x}AlB_x$ ($RE = Gd, Y$) INFLUENCE OF AI CONTENT ON THE PSEUDO-TERNARY COMPOUNDS $RENi_{4-x}AlB_x$ ($RE = Gd, Y$)

LIV PALL^{1,2}, JEAN – LOUIS BOBET¹, ECATERINA ANDRONESCU^{2*}

¹ Université de Bordeaux, ICMCB, UPR 9048, 87 Avenue du Docteur A. Schweitzer, F-33600 Pessac, France

² Universitatea POLITEHNICA București, Str. G. Polizu nr. 1, sect. 1, cod 011061, București, România

We have studied the influence of the substitution of Al for Ni in the ternary systems $RENi_{5-x}B_x$ ($RE=Gd, Y$). The compounds synthesized in the pseudo-ternary systems $RENi_{4-x}AlB_x$ ($RE=Gd, Y$) were studied in terms of their crystal structure, chemical composition and hydrogen sorption properties. Most of the compounds obtained in these systems crystallize with the $CeCo_4B$ -type structure $RENi_3AlB$, with Al atoms replacing Ni. The partial replacement of Ni by Al observed leads to a decrease of lattice parameters compared to ternary $RENi_4B$ compounds. The new pseudo-binary phase GdB_3 was also observed in this study for the first time. Finally, it is reported that the compounds do not show any affinity towards hydrogen, with no absorption observed.

A fost studiată influența substituției parțiale a Ni de către Al în sistemele ternare $RENi_{5-x}B_x$ ($RE=Gd, Y$). Compușii sintetizați în sistemele ternare $RENi_{4-x}AlB_x$ ($RE=Gd, Y$) au fost studiați din punct de vedere al structurii cristalografice, compoziției chimice și proprietăților de sorbție a hidrogenului. Majoritatea compușilor obținuți în aceste sisteme cristalizează cu o structură de tip $CeCo_4B$, $RENi_3AlB$, atomii de Al înlocuind Ni. Înlocuirea parțială a Ni de către Al observată duce la descreșterea parametrilor de rețea, în raport cu compușii ternari $RENi_4B$. De asemenea, o nouă fază pseudo-binară de tip GdB_3 a fost identificată pentru prima dată în cadrul acestui studiu. În fine, compușii obținuți nu prezintă afinitate față de hidrogen, absorbția de hidrogen nefiind observată.

Keywords: intermetallics, borides, ternary compounds

1. Introduction

Among the binary intermetallics, Haucke phases of stoichiometry AB_5 , such as $LaNi_5$, present a great interest for hydrogen storage. Indeed, this compound reversibly absorbs 1.5 wt% hydrogen at room temperature [1,2]. Many ternary compounds can be derived from $LaNi_5$: the $RENi_{5-x}M_x$ compounds are obtained by substitution of metal atoms for nickel on 3g sites ($M = Al, Fe, Co, Mn \dots$) or 2c sites ($M = Cu$) and for lanthanum on sites 1a ($RE = Y, Gd, Pr \dots$) [3,4].

In this study, we have observed the influence of the substitution of aluminum for nickel, along with the substitution of boron. Aluminum is often used as a substitute for nickel in order to vary the lattice parameter and adjust the equilibrium pressure for hydrogenation [5]. The compounds we have synthesized in the pseudo-ternary systems $RENi_{4-x}AlB_x$ ($RE = Gd, Y$) are of the $RENi_4B$ type.

2. Experimental details

The intermetallic compounds were synthesized from pure elements by melting in two steps: first fusion in an induction furnace, followed

by a second one in an electric arc furnace. The fusion in an induction furnace does not melt the boron, due to its low electrical conductivity and its low thermal diffusion coefficient. The use of the electric arc furnace is necessary in order to ensure the fusion and diffusion of boron in the alloy.

This step was followed by heat treatment using variable durations and temperatures. Annealing allows in some cases to obtain improved crystallinity and purity of the samples. We have observed that the annealing conditions used in our study do not affect the composition and proportion of phases present.

Small blocks of materials thus obtained were pulverized using an agate mortar and pestle, and then characterized by X-ray powder diffraction; the data obtained was then used to perform a Rietveld refinement [6]. The background noise at low θ , visible on most diffraction patterns, is due to the sample holder in PMMA and the adhesive used to fix the powder on the sample holder.

X-ray diffraction analysis was performed using a Philips PANalytical X'Pert diffractometer, type PW1820 (ICMCB) or PW1050 (UPB) with Bragg-Brentano θ - θ geometry and Cu K α radiation

* Autor corespondent/Corresponding author,
Tel.: + 40 21-318 10 00, e-mail: ec_andronesco@yahoo.com

($\lambda_{K\alpha 1}=1.5405 \text{ \AA}$ and $\lambda_{K\alpha 2}=1.5443 \text{ \AA}$). Data acquisition ($8^\circ < 2\theta < 80^\circ$) was performed with a 0.02° step and 30s constant counting time.

All samples synthesized in this study were also analyzed by electron microprobe, in order to determine their chemical composition. The samples were investigated by electron microprobe analysis using a CAMECA SX-100 instrument using pure metal samples as reference.

The hydrogen absorption and desorption tests were performed using an automated Sievert-type gas titration apparatus C2-3000 (HERA® Hydrogen Systems) [7].

3. Results and discussion

3.1 $GdNi_3AlB$

The phases observed by microprobe analysis are also visible in the X-ray diffraction pattern; approximated lattice parameters for $GdNi_3AlB$ are: $a=5.056 \text{ \AA}$; $c=6.816 \text{ \AA}$. The a parameter has an increase of 0.94%, while the c parameter decreases by 2% (Fig.1,2). This corresponds to a 0.36% increase in cell volume. This slight increase in volume is lower than generally observed in the case of compounds substituted with aluminum. For example, in the case of pseudo Laves phases $GdNi_{4-x}Al_xMg$, the replacement of one nickel atom by an aluminum atom resulted in an increase of the cell volume of 2.75% [8]. The Rietveld refinement did not resolve this structural problem satisfactorily. The values obtained for the figures of merit were very high and the presence of two parasite phases further complicated refinement. However, the evolution of the lattice parameters suggests that the substitution of aluminum for nickel takes place preferentially at certain sites and is therefore not perfectly random.

$GdNi_3AlB$ crystallizes with the same structure type as $GdNi_4B$. The other two observed phases are $GdNi_4Al$ (a derivate of $GdNi_5$) and the binary Gd_3Ni . We shall however note that several peaks, e.g. the first peak at low theta ($2\theta=13^\circ$) could not be indexed.

The multiphase alloy obtained is highly inhomogeneous. The two heat treatments, long term at average temperature (2 months at $600^\circ C$) and short term at high temperature (10 days at $900^\circ C$) did not result in better homogeneity.

Some of the phases present ($GdNi_4Al$ and Gd_3Ni) do not contain boron. It is therefore accurate to say that all B is concentrated in a single phase, of composition close to the nominal composition ($GdNi_3AlB$). This compound would be a derivative of $GdNi_4B$ by the substitution of an aluminum atom for nickel.




Fig. 2 - Electron microprobe analysis of $GdNi_3AlB$ / Analiza prin microsonda Castaing a $GdNi_3AlB$.

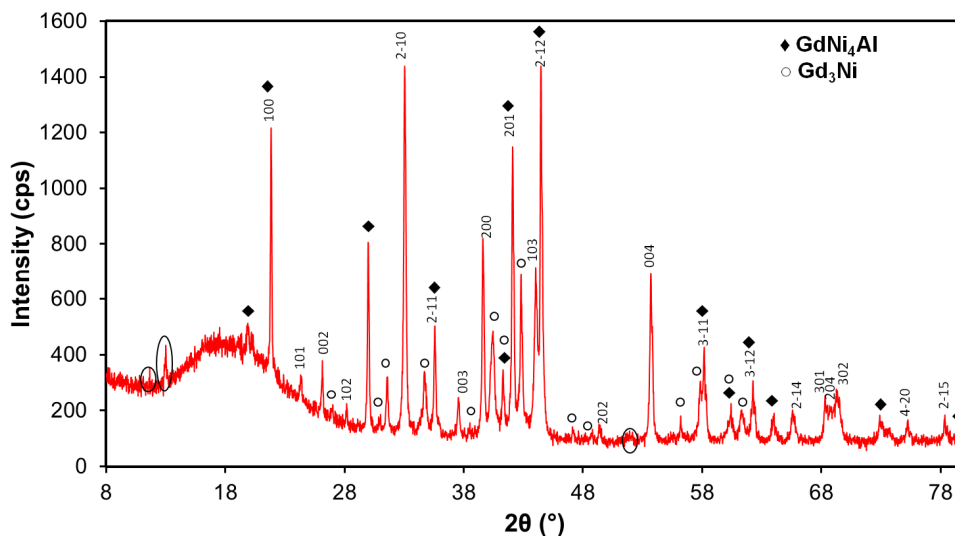


Fig. 1- X –ray diffraction pattern for $GdNi_3AlB$, with indexed peaks for $GdNi_3AlB$ ($CeCo_4B$ -type structure) / Diffractograma de raze X pentru $GdNi_3AlB$, cu indexarea picurilor corespunzătoare $GdNi_3AlB$ (structură tip $CeCo_4B$).

3.2. $GdNi_{3.5}AlB_{0.5}$

According to the X-ray diffraction pattern, the approximated lattice parameters for the quaternary compound Gd-Ni-Al-B are $a=4.811 \text{ \AA}$ and $c=6.859 \text{ \AA}$ (Fig. 3). Compared to the $GdNi_4B$ compound, the a parameter decreases by 3.9% and the c parameter decreases by 1.3% (Fig. 4). This corresponds to a 9% decrease in cell volume. This strong decrease in volume is surprising, as it is contrary to the results observed in the case of aluminum-substituted compounds: the substitution of aluminum for nickel increases the cell volume by steric effect, due to the superior atomic radius of aluminum.




Fig. 4- Electron microprobe analysis of $GdNi_{3.5}AlB_{0.5}$ / Analiza prin microsonda Castaing a $GdNi_{3.5}AlB_{0.5}$.

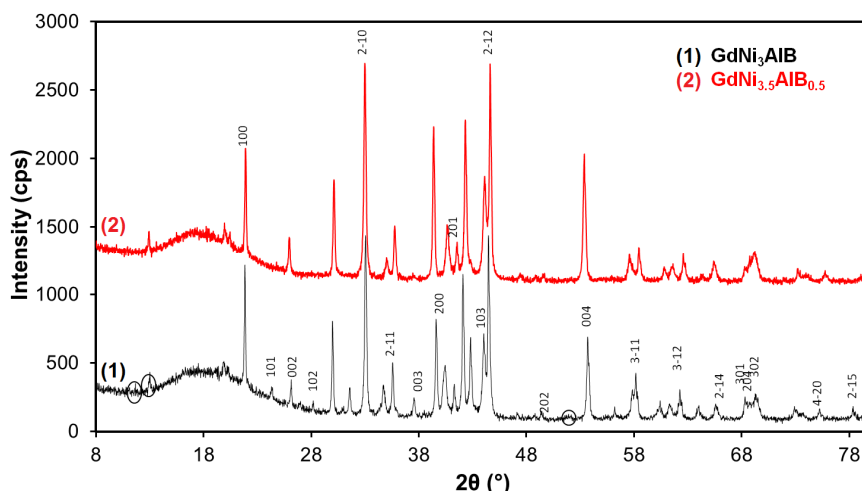


Fig. 3- X –ray diffraction pattern for $GdNi_{3.5}AlB_{0.5}$ as compared to $GdNi_3AlB$ (CeCo₄B-type structure) / Difractograma de raze X pentru $GdNi_{3.5}AlB_{0.5}$ în comparație cu $GdNi_3AlB$ (structură tip CeCo₄B).

As previously observed, only one phase observed by microprobe analysis contains boron; its composition and lattice parameters are close to those of $GdNi_3AlB$. However, the decrease of the lattice parameters as observed and reported earlier remains unexplained. Note the presence of a binary AlNi phase and of a ternary phase “ $GdNi_{3.26}Al_{1.45}$ ” we can assume to be derived from $GdNi_5$, with the same structure.

3.3 $GdNi_{2.5}AlB_{1.5}$

On the X-ray diffraction pattern, the peaks corresponding to a $GdNi_3AlB$ -type phase can be indexed, with lattice parameters $a=4.752 \text{ \AA}$ and $c=6.829 \text{ \AA}$ (Fig. 5). As before, there is a decrease of the lattice parameters (a decrease by 5.1% and c decreases by 1.8%), which corresponds to an 11.6% decrease in cell volume (Fig. 6).

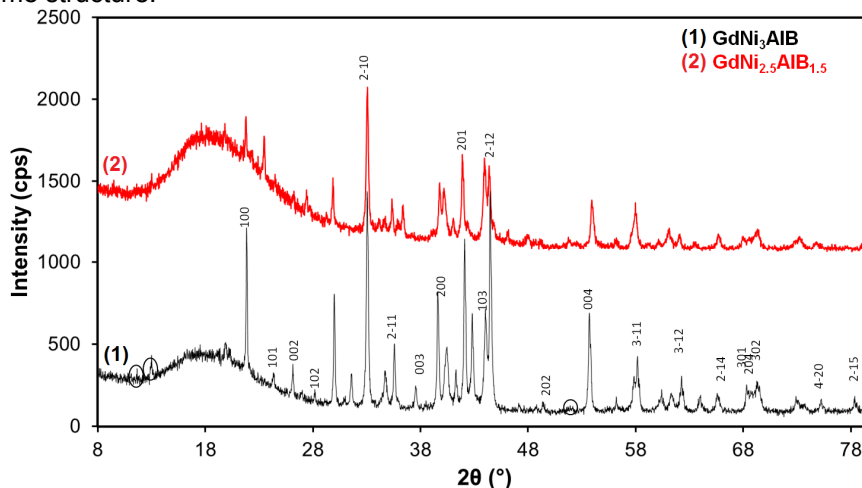


Fig. 5- X –ray diffraction pattern for $GdNi_{2.5}AlB_{1.5}$ as compared to $GdNi_3AlB$ (CeCo₄B-type structure) / Difractograma de raze X pentru $GdNi_{2.5}AlB_{1.5}$ în comparație cu $GdNi_3AlB$ (structură tip CeCo₄B).




Fig. 6- Electron microprobe analysis of $GdNi_{2.5}AlB_{1.5}$ / *Analiza prin microsonda Castaing a $GdNi_{2.5}AlB_{1.5}$.*

As in the two previous cases, the microprobe analysis confirms the existence of the $GdNi_3AlB$ phase observed by X-ray diffraction.

The existence of a binary compound " GdB_3 ", identified by microprobe analysis, remains to be verified (a hexagonal GdB_2 phase exists). GdB_3 synthesis essays are interesting and are the subject of further study, since we have not yet found any references to this compound in the literature.

3.4. YNi_3AlB

The X-ray diffraction pattern of the compound YNi_3AlB can be indexed with the same structure as $GdNi_3AlB$ and with lattice parameters $a=4,729 \text{ \AA}$ et $c=6,801 \text{ \AA}$ (Fig. 7). The decrease of the lattice parameters is 5.6% for the a parameter and 2.2% for the c parameter. The " YNi_3AlB " phase is also identified by microprobe analysis (Fig. 8). We can assume the existence of a family of compounds of type $RENi_3AlB$ ($RE=rare \text{ earth}$).




Fig. 7- Electron microprobe analysis of YNi_3AlB / *Analiza prin microsonda Castaing a YNi_3AlB .*

Although we were primarily interested in the hydrogen absorption properties and possible applications of the aluminum-substituted intermetallics, for all the compounds synthesized in this study, no hydrogen absorption could be measured. We have varied the activation conditions (up to 300°C under primary dynamic vacuum) and absorption conditions (up to 60 bar hydrogen pressure and 300°C) with no success.

4. Conclusions

In all of the aluminum-substituted compounds, it is surprising to see a decrease of the lattice parameters, while simple steric considerations lead us to expect an increase in cell volume. It is therefore likely that energy and/or electronic considerations would explain this decrease in lattice parameters. The strong chemical affinity of aluminum and boron, as well as the higher electronegativity of aluminum, lead to the formation of stronger - and therefore, shorter - bonds.

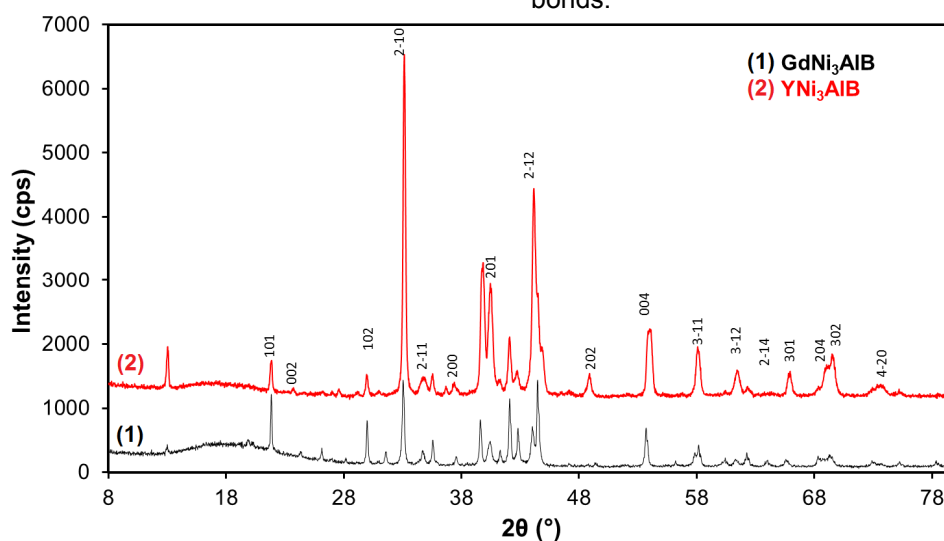


Fig. 7- X-ray diffraction pattern for YNi_3AlB ($CeCo_4B$ -type structure): indexation and comparison to $GdNi_3AlB$ / *Diffractograma de raze X pentru YNi_3AlB (structură tip $CeCo_4B$) și comparație cu $GdNi_3AlB$.*

Ab initio calculations are necessary in order to confirm this hypothesis. Additionally, no hydrogen absorption (under conditions of up to 500°C and 60bar H_2) is observed for these aluminum-substituted compounds. The lack of hydrogen absorption is consistent with the results of our previous study on *RE-TM-B* compounds ($RE=La, Gd, Y$; $TM=Ni, Co, Fe$) [9].

Acknowledgements

This work has been funded by the Sectoral Operational Programme Human Resources Development 2007-2013 of the Romanian Ministry of Labour, Family and Social Protection through the Financial Agreement POSDRU/88/1.5/S/61178 (Ph.D. grant for L.Pall).

REFERENCES

1. J.V. Vucht, F. Kuijpers, and H. Bruning, Philips Research Reports 1970, **25**, 133.
2. S. Tanaka, J.D. Clewley, and T.B. Flanagan, Journal of Physical Chemistry 1977, **81**(17), 1684.
3. A. Percheron-Guégan, C Lartigue, and J. Achard, Journal of the Less Common Metals 1985, **109**, 287.
4. F. Spada, H. Oesterreicher, Journal of the Less Common Metals 1985, **107-2**, 301.
5. F. Cuevas, J.-M. Joubert, M. Latroche, and A. Percheron-Guégan, Applied Physics A, 2001, **72**, 225.
6. J. Rodriguez-Carvajal, Collected Abstract of Powder Diffraction Meeting, Ed. J. Galy, Toulouse, France, 127, 1990.
7. R. Schulz, S. Boily, J. Huot, Canadian Patent CA 2207149, 1996.
8. J.-L. Bobet, P. Lesportes, J.-G. Roquefère, B. Chevalier, K. Asano, K. Sakaki, and E. Akiba, International Journal of Hydrogen Energy 2007, **32**, **13**, 2422.
9. L. Pall, J.-L. Bobet, E. Andronescu, Romanian Journal of Materials 2012, **42** (4), 425.

MANIFESTĂRI ȘTIINȚIFICE / SCIENTIFIC EVENTS



19th International Conference on Composite Materials

July 28 - August 2, 2013
Montréal, Canada



This conference is one of the most highly acclaimed meetings in the field of composite materials and it takes place biannually in different countries all over the world.

This time, the organizing committee has chosen "Composite Materials: The Great Advance" as the main theme for the conference, with a focus on the latest developments and trends, as well as future outlook of the field of composite materials and structures

Topics include, but are not limited to:

- | | |
|---|--|
| Active and Passive Health Monitoring | Liquid Composite Molding |
| Applications of Composites | Low Cost Technologies |
| Automated Composites Manufacturing | Mechanical Properties |
| Bio-inspired Composites | Metal Matrix Composites |
| Biomedical Composites | Modelling of Laminated Plates and Shells |
| Biomimetic Composites | Multi-functional Composites |
| Carbon Matrix Composites | Multi-scale Modeling |
| Ceramic Matrix Composites | Nanotechnology Composites |
| Damage and Fracture | Physical Properties |
| Durability and Aging | Preforms |
| Emerging NDE Technology and Reliability issues | Probabilistic Analysis, Reliability and Design |
| Energy Technology Applications | Processing and Manufacturing Technologies |
| Environmental Awareness and Life Cycle Analysis | Recycling |
| Experimental Techniques | Repair Technologies |
| Fatigue of Composites | Sandwich Technologies |
| Fibers, Matrices and Interfaces | Standardization |
| Green Composites | Structural Power Materials |
| Impact and Dynamic Responses | Structural Response and Design |
| Infrastructures | Technology Transfer |
| Interfaces and Interphases | Textile Composites |
| Interlaminar Reinforcements | Wood and Paper |
| Joints | |

Contact: www.iccm19.org
