



HAL
open science

Minimal lepton flavour structures lead to non-maximal 2-3 mixing

Michele Frigerio, Albert Villanova del Moral

► **To cite this version:**

Michele Frigerio, Albert Villanova del Moral. Minimal lepton flavour structures lead to non-maximal 2-3 mixing. *Journal of High Energy Physics*, 2013, 07, pp.146. 10.1007/JHEP07(2013)146. hal-00803544

HAL Id: hal-00803544

<https://hal.science/hal-00803544>

Submitted on 7 Jun 2021

HAL is a multi-disciplinary open access archive for the deposit and dissemination of scientific research documents, whether they are published or not. The documents may come from teaching and research institutions in France or abroad, or from public or private research centers.

L'archive ouverte pluridisciplinaire **HAL**, est destinée au dépôt et à la diffusion de documents scientifiques de niveau recherche, publiés ou non, émanant des établissements d'enseignement et de recherche français ou étrangers, des laboratoires publics ou privés.



Distributed under a Creative Commons Attribution 4.0 International License

Minimal lepton flavour structures lead to non-maximal 2-3 mixing

Michele Frigerio^a and Albert Villanova del Moral^b

^aLaboratoire Charles Coulomb, UMR 5221 (CNRS/Université Montpellier 2),
Place Eugène Bataillon, F-34095 Montpellier, France

^bLaboratoire Univers et Particules de Montpellier, UMR 5299 (CNRS/Université Montpellier 2),
Place Eugène Bataillon, F-34095 Montpellier, France

E-mail: michele.frigerio@um2.fr, avillano@um2.fr

ABSTRACT: Present data prefer a large but non-maximal 2 – 3 mixing in the lepton sector. We argue that this value, in connection with $\sin\theta_{13} \simeq 0.15$, is the generic outcome of minimal flavour structures. We present a few different incarnations of this statement, in terms of lepton mass matrices depending on a small number of parameters, that can be justified by discrete flavour symmetries. We also propose a general procedure to study the correlation between θ_{23} , the absolute scale and ordering of the neutrino masses, and the leptonic CP-violating phases.

KEYWORDS: Neutrino Physics, Discrete and Finite Symmetries, Beyond Standard Model, Global Symmetries

Contents

1	Introduction	1
2	From the neutrino mass matrix to the observables	2
3	A symmetry for zero and equal entries in the neutrino mass matrix	6
4	Off-diagonal plus universal neutrino masses	8
5	Minimal 1+2 lepton flavour symmetry	11
6	Conclusions	15
A	Correlating the observables for M_ν with two zero entries	16

1 Introduction

Flavour models aim to explain the observed pattern of fermion masses and mixing, in terms of some dynamical mechanism for flavour symmetry breaking. In the quark sector the regular hierarchy of masses and mixing angles definitely points to an underlying dynamics, that unfortunately may be difficult to probe directly. In the lepton sector, in the last 15 years neutrino oscillation experiments led to a tremendous improvement in the knowledge of the neutrino masses and mixing. Still a few important observables in the neutrino mass matrix are presently unmeasured, and one expects substantial improvements in the next decade.

A reasonable (but not exclusive) figure of merit for flavour models is the ability to predict a set of observables in terms of a smaller set of parameters. Speculations on “symmetric” values of the lepton observables (maximal or zero mixing angles, vanishing or degenerate mass eigenvalues, ...) have been pursued, and recent indications against these extreme values may seem to disfavour most theoretical proposals. However, one should keep in mind that minimal flavour structures do *not* imply extreme values of the observables, as we will show in a few explicit examples.

Oscillation experiments are sensitive, in particular, to the three lepton mixing angles. Before 2012, only θ_{12} and θ_{23} were known to be non-zero and large. One year later, the situation changed dramatically: the 1 – 3 mixing angle θ_{13} has been precisely measured by reactor experiments [1–3] to be of the order of the Cabibbo angle and, given the precise determination of θ_{12} by solar experiments, the largest uncertainty pertains to θ_{23} , that could significantly deviate from the maximal value. Indeed, global fits [4–6] favour non-maximal 2 – 3 mixing (an effect driven by accelerator neutrino data), with a slight preference for $\theta_{23} < \pi/4$ in the case of normal ordering of the mass spectrum (as a consequence of atmospheric neutrino data). The preference for non-maximal 2 – 3 mixing has a significance of

about 2σ (1.5σ) in the case of normal (inverted) ordering, with the exact number depending on the details of the fit procedure [4–6].

Before the measurement of a non-zero θ_{13} , a considerable theoretical effort was invested in explaining a tri-bi-maximal pattern for the lepton mixing angles (see ref. [7] for a review). In the latter approach, one needs now to correct significantly the leading-order predictions, by taking into account a number of sub-leading effects. After the measurement of a relatively large θ_{13} , several flavour models have been proposed, that predict a non-zero value of θ_{13} at leading order [8–16]. In fact, non-extreme, correlated values of the mixing angles are the generic prediction of discrete flavour symmetries [17, 18]. Some recent analyses that aim to account for a non-maximal 2 – 3 mixing can be found in ref. [19, 20].

In this paper we would like to reconsider the lepton flavour structure in the light of the up-to-date knowledge of the mixing angles. Our focus will be on the non-maximal value of θ_{23} and on the search for the minimal flavour patterns that lead to such value. Rather than elaborating on general aspects of model-building with flavour symmetries, we will modestly propose a few simple scenarios that make some definite predictions. In fact, as the number of technical assumptions in the models is reduced, we will find that the values of θ_{12} and θ_{13} point to a deviation from maximal θ_{23} of the required size.

The predictions of flavour models are meant to motivate the future experimental program, including precise neutrino oscillation experiments, as well as measurements of the absolute neutrino mass scale and of the neutrino-less double-beta ($0\nu 2\beta$) decay rates. In this spirit, we will consider lepton mass matrices that depend on a small number of parameters, and we will propose a systematic procedure to illustrate the associated predictions (section 2). We focus our attention on the mass matrix structures where the 2 – 3 mixing angle is predicted close to the present best fit value, $\sin^2 \theta_{23} \simeq 0.4$ or $\sin^2 \theta_{23} \simeq 0.6$. We will demonstrate that they can be associated to simple, spontaneously broken, discrete flavour symmetries. One scenario corresponds to neutrino mass matrices with two zero entries and two non-zero entries equal to each other (section 3). A second scenario resorts to the sum of two contributions to the neutrino mass matrix: a flavour off-diagonal term, plus a flavour-universal one (section 4). Finally, the minimal model with a flavour symmetry broken by a flavon doublet is presented (section 5). These models allow, in particular, to correlate the 2 – 3 mixing octant with the value of the CP violating phase δ , as well as with the ordering of the neutrino mass spectrum (normal or inverse), thus motivating the experimentalists to solve the degeneracies that affect the long-baseline oscillation program [21–24].

2 From the neutrino mass matrix to the observables

We assume the Standard Model is extended to include a Majorana mass matrix for the three active neutrinos. The nine flavour observables in the neutrino sector can be currently divided in two groups. On the one hand, four physical parameters are precisely determined (with less than 10% uncertainty):

$$p_a = \Delta m_{21}^2, |\Delta m_{31}^2|, \theta_{12}, \theta_{13}, \quad (2.1)$$

with the sign of Δm_{31}^2 still unknown. On the other hand, five parameters are at most weakly constrained. The mixing angle θ_{23} can largely depart from the maximal value, $0.34 \lesssim \sin^2 \theta_{23} \lesssim 0.67$ at 3σ [4–6]. The lightest neutrino mass m_{light} can vary between zero and a few tenths of an electronvolt, the upper bound depending on the combination of cosmological data; we will assume a conservative limit, $\sum_i m_i \lesssim 0.5 \text{ eV}$ at 95% C.L. [25, 26]. The Dirac-type CP-violating phase δ is unknown and can lie anywhere in the interval $[0, 2\pi)$, with some range of values already disfavoured at the 1σ level by global fits of oscillation data [4–6]. Finally, the two Majorana-type CP-violating phases are unknown as well. The only experimentally accessible quantity sensitive to the latter two phases is the effective $0\nu 2\beta$ -decay mass parameter m_{ee} , which is experimentally known to be smaller than a few tenths of an electronvolt; we will adopt the upper bound $m_{ee} \lesssim 0.38 \text{ eV}$ at 90% C.L., coming from the EXO-200 experiment [27]. The central objective of the present and future experimental program is the precise determination of these four observables (together with the sign of Δm_{31}^2):

$$x_i = \theta_{23}, m_{\text{light}}, \delta, m_{ee}. \tag{2.2}$$

Flavour symmetry models may predict special structures of the neutrino mass matrix M_ν (in the basis where the charged lepton mass matrix M_e is diagonal), that depend on few parameters, and therefore predict correlations between the observables. In particular, four real parameters of M_ν can be fixed to reproduce the observed values of the p_a 's, up to their small experimental uncertainties. If M_ν depends on four (or less) parameters only, then one can derive a unique prediction for all the other observables, $x_i^\pm = x_i^\pm(p_a)$, where the superscript denotes the sign of Δm_{31}^2 . In this case the precise measurement of one x_i can rule out the given matrix structure. If M_ν depends on five parameters, then it is sufficient to specify the value of an additional observable x_j to predict the values of the other three, $x_i^\pm = x_i^\pm(x_j, p_a)$, $i \neq j$. Such matrix structures can be tested in general by measuring with sufficient precision two x_i 's. And so on and so forth.

If the procedure to compute x_i^\pm is carried out analytically, then it provides the full set of predictions for a given form of M_ν . In general such procedure requires some tedious algebraic manipulations, but the advantage is to avoid a numerical sampling of the allowed range for the input parameters, or an expansion in powers of some small parameter, with the associated ambiguities.

Let us illustrate our method for a specific matrix structure that will be useful in the following, and that depends on five physical parameters:

$$M_\nu = \begin{pmatrix} a & b & c \\ b & 0 & d \\ c & d & 0 \end{pmatrix}. \tag{2.3}$$

The entries a , b , c and d are in general complex, but three phases can be absorbed in a redefinition of the three neutrino wavefunctions. Thus, there is a one-to-one correlation between the sought-after observables x_i 's. The six functions $x_i^\pm = x_i^\pm(x_j)$ for $i \neq j$ are shown in figures 1 and 2, for the case '+' ($m_{\text{light}} = m_1$, normal ordering) and '-' ($m_{\text{light}} = m_3$,

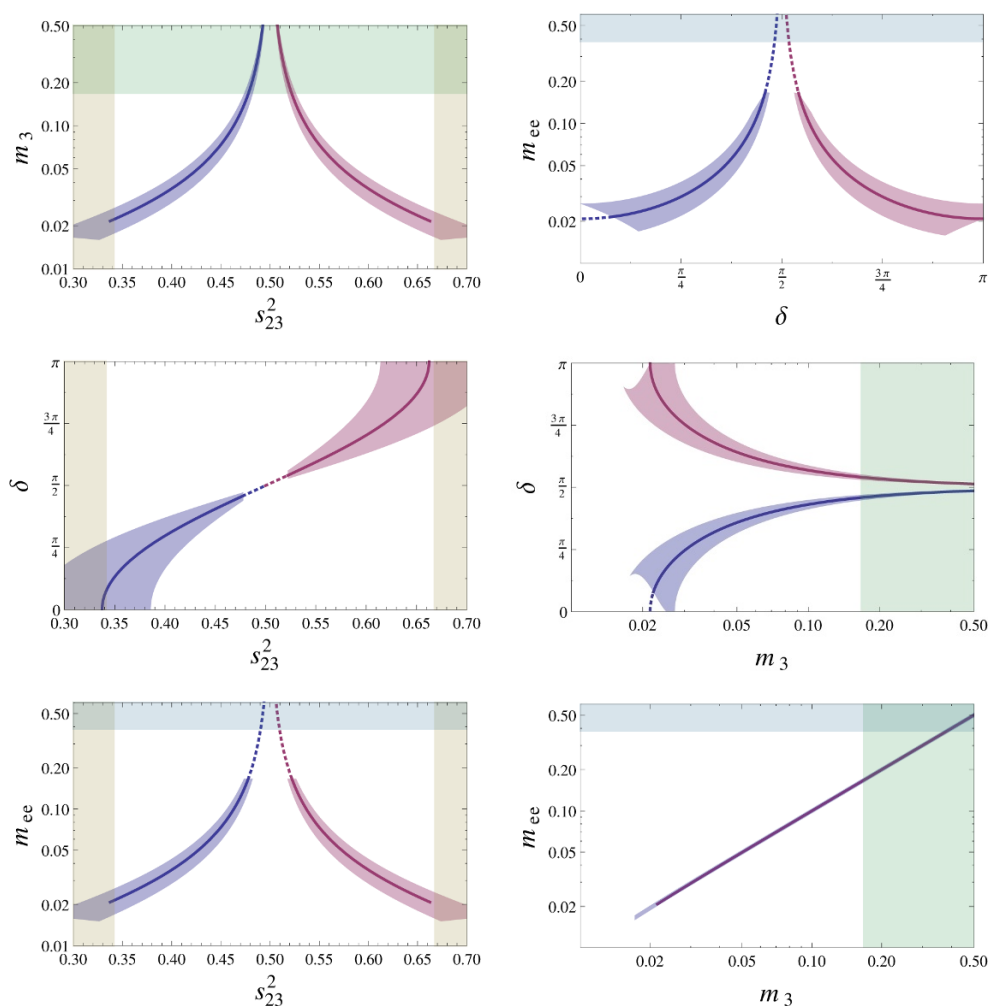


Figure 1. The correlations between $\sin^2 \theta_{23}$, δ , m_3 (in eV) and m_{ee} (in eV) for the neutrino mass matrix in eq. (2.3), in the case of inverted ordering of the mass spectrum. The thick purple lines correspond to the best fit value of the parameters p_a 's in eq. (2.1), while the purple shaded regions correspond to the 3σ allowed range for the p_a 's. The yellow bands are excluded by oscillation experiments. The green (blue) bands are excluded by the cosmological upper bound on $\sum m_i$ (by the EXO-200 upper bound on m_{ee}). These three exclusion bands are taken into account in all the six panels: the excluded portions of the best fit lines are dashed and the excluded portions of the 3σ regions are not shaded.

inverse ordering), respectively. The procedure to derive $x_i^\pm(x_j)$ analytically is described in the appendix, and it applies to any matrix M_ν with two zero entries. In principle one may find an analogue procedure for any structure of M_ν that depends on five parameters (see section 4 for a particularly interesting example).

As the matrix in eq. (2.3) maintains the same structure under conjugation, for $\delta \leftrightarrow -\delta$ the other observables are unchanged, therefore in figures 1 and 2 we need to display only the interval $[0, \pi]$ for δ . This matrix structure is also invariant under the exchange of the 2nd and 3rd rows and columns. This corresponds to the following exchange in the values

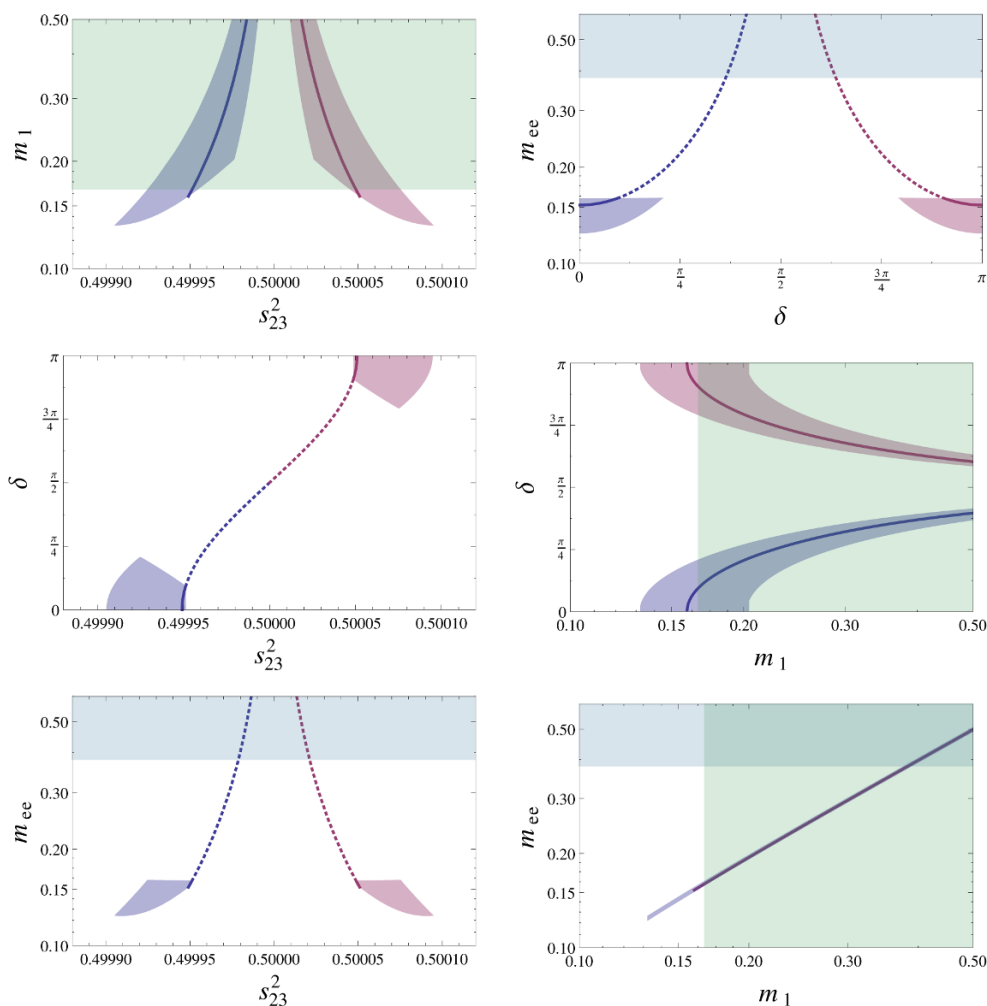


Figure 2. The same as in figure 1, but in the case of normal ordering.

of the observables:

$$\theta_{23} \leftrightarrow \frac{\pi}{2} - \theta_{23} \quad \text{and} \quad \delta \leftrightarrow \pi - \delta. \tag{2.4}$$

Such relation can be clearly observed in the plots. In the case of inverse ordering, illustrated in figure 1, the 2 – 3 mixing lies in the first (second) octant for $\cos \delta > 0$ (< 0). The curve $\delta(\theta_{23}, p_a)$ is well described, up to small corrections of order $\Delta m_{21}^2 / \Delta m_{31}^2$, by the relation

$$\cos \delta \tan 2\theta_{23} \tan 2\theta_{12} \sin \theta_{13} \simeq 1. \tag{2.5}$$

The mass spectrum can be quasi-degenerate or hierarchical, with a lower bound $m_3 \gtrsim 0.02$ eV, and $m_{ee} \simeq m_3$. The upper bound on $\sum_i m_i$ implies $\sin^2 \theta_{23} \lesssim 0.48$ with $\cos \delta \gtrsim 0.13$, or $\sin^2 \theta_{23} \gtrsim 0.52$ with $\cos \delta \lesssim -0.13$. In the case of normal ordering, illustrated in figure 2, the 2 – 3 mixing is extremely close to maximal, the mass spectrum is quasi-degenerate, with $m_i \gtrsim 0.15$ eV. As a consequence, values of δ close to 0 or π are predicted. The equality $m_{ee} \simeq m_i$ holds in very good approximation. The present upper bound on $\sum_i m_i$ almost rules out the normal ordering case. Our exact results are consistent with the

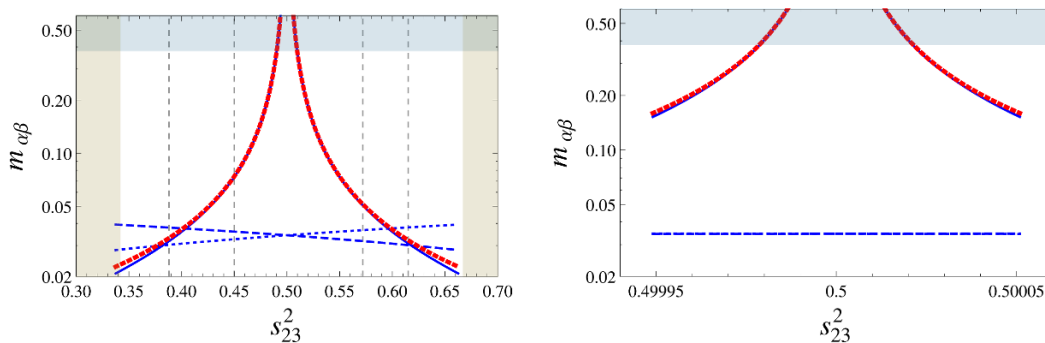


Figure 3. The absolute values $m_{\alpha\beta}$ (in eV) of the entries of the M_ν in eq. (2.3), as a function of $\sin^2 \theta_{23}$, for the case of inverse (left-hand panel) and normal (right-hand panel) ordering. The thin solid blue line corresponds to m_{ee} , the thick dashed red line to $m_{\mu\tau}$, the thin dashed blue line to $m_{e\mu}$ and the thin dotted blue line to $m_{e\tau}$. The shaded bands are the same as in figure 1. The two pairs of vertical dashed lines limit the 1σ preferred region for θ_{23} in each octant.

analysis of the matrix in eq. (2.3) performed in ref. [29], where the correlations between the x_i 's were understood by a sequence of careful approximations.

In order to identify a possible flavour symmetry responsible for the mass matrix structure in eq. (2.3), it is useful to inspect the size of the parameters a, b, c, d , that are needed to reproduce the experimental data. Note that, once the four input values for the p_a 's are fixed, the mass matrix elements are fully determined as a function of one observable x_j . In figure 3 we show $m_{\alpha\beta} \equiv |(M_\nu)_{\alpha\beta}|$ as a function of $\sin^2 \theta_{23}$, for $\alpha\beta = ee, e\mu, e\tau, \mu\tau$. One observes that the pair m_{ee} and $m_{\mu\tau}$ is quasi-degenerate in the whole range of θ_{23} , while the pair $m_{e\mu}$ and $m_{e\tau}$ becomes more and more degenerate as θ_{23} approaches the maximal value. Note also that, in the case of inverse ordering, the two pairs cross each other for some special values of θ_{23} , that actually lie in the present 1σ preferred regions.

3 A symmetry for zero and equal entries in the neutrino mass matrix

In the previous section we proposed a procedure to illustrate the phenomenological implications of a neutrino mass matrix depending on few parameters. From a theoretical point of view, one shall wonder whether the minimal viable matrix structures can be justified by a symmetry.

In this section we will focus on the matrix in eq. (2.3) in the limit $b = d$, since it corresponds to two values of $\sin^2 \theta_{23}$ close to the presently preferred values in the first and in the second octant, as shown in figure 3. Taking

$$M_\nu = \begin{pmatrix} a & b & c \\ b & 0 & b \\ c & b & 0 \end{pmatrix}, \tag{3.1}$$

and considering the 3σ allowed range for the parameters p_a 's, one finds two possible solu-

tions:

$$\left\{ \begin{array}{l} \sin^2 \theta_{23} = 0.40_{-0.01}^{+0.02} \\ \cos \delta = 0.59_{-0.14}^{+0.12} \\ m_{\text{light}} = m_3 = 0.037_{-0.002}^{+0.001} \text{ eV} \\ m_{ee} = 0.036_{-0.001}^{+0.002} \text{ eV} \end{array} \right. , \quad \left\{ \begin{array}{l} \sin^2 \theta_{23} = 0.62_{-0.02}^{+0.03} \\ \cos \delta = -0.75_{-0.12}^{+0.15} \\ m_{\text{light}} = m_3 = 0.0289_{-0.0001}^{+0.0002} \text{ eV} \\ m_{ee} = 0.0284_{-0.0001}^{+0.0000} \text{ eV} \end{array} \right. . \quad (3.2)$$

At first sight it may seem arduous to justify the vanishing of two entries of M_ν together with the equality of two other entries, at the same time maintaining the charged lepton mass matrix M_e diagonal. Here we will illustrate the ingredients needed to achieve this result and build a representative flavour symmetry model. We remark that, no matter how elaborate such model may be, it provides the sharp predictions in eq. (3.2) for the observables.

The search for the appropriate flavour symmetry goes as follows:

- The equality of the matrix entries $M_{e\mu}$ and $M_{\tau\mu}$ requires that the two lepton doublets l_e and l_τ transform together under the symmetry, that is, they belong to a dimension-two irreducible representation (irrep) 2_l , while l_μ is a flavour singlet 1_l . In this way the two equal matrix entries can arise from a flavon doublet ϕ , that is, a scalar field in a doublet irrep 2_ϕ , that acquires a vacuum expectation value (vev) in the direction $\langle \phi \rangle \propto (1, 1)$.
- The tensor product $2_l \times 2_l$ must lead to a non-zero diagonal entry, $M_{ee} = a$, and a vanishing one, $M_{\tau\tau} = 0$. Some simple group theory leads to the conclusion that this tensor product must contract with an additional flavon doublet ϕ' , with $\langle \phi' \rangle \propto (1, 0)$. Since ϕ and ϕ' must contribute separately in the sector $2_l \times 1_l$ and $2_l \times 2_l$, the flavour group must provide two different doublet irreps, $2_\phi \neq 2_{\phi'}$.
- Finally, since $M_{\mu\mu}$ vanishes, the tensor product $1_l \times 1_l$ should not be invariant under the flavour symmetry.

The simplest group that satisfies these properties is the order-twelve quaternion group Q_6 , also known as the double-dihedral group D'_3 , that has two doublet irreps 2_1 and 2_2 , plus four singlet irreps 1_i , with in particular $1_3 \times 1_3 = 1_4 \times 1_4 = 1_2$, different from the invariant singlet 1_1 . For the relevant group properties and conventions, we refer to ref. [28], that provides useful tools for the analysis of (double-)dihedral symmetries in general.

Let us begin from the neutrino sector, writing the Majorana mass term as $y_{ij}^k l_i l_j \phi_k (hh/\Lambda)$, where h is the Higgs doublet and ϕ_k are the flavon fields that transform under Q_6 (we normalized ϕ_k to be dimensionless, that is, a scalar field over some cutoff scale). The lepton doublets and the flavons are assigned to the irreps of Q_6 in order to satisfy the above list of requirements,

$$\begin{pmatrix} l_e \\ l_\tau \end{pmatrix} \sim 2_2, \quad l_\mu \sim 1_3, \quad \begin{pmatrix} \phi_{1u} \\ \phi_{1d} \end{pmatrix} \sim 2_1, \quad \begin{pmatrix} \phi_{2u} \\ \phi_{2d} \end{pmatrix} \sim 2_2. \quad (3.3)$$

Then, the Q_6 -invariant Lagrangian has the form

$$- \mathcal{L}_\nu = \left[y_{e\tau} l_e l_\tau + \frac{1}{2} y_{ee} (l_e l_e \phi_{2u} + l_\tau l_\tau \phi_{2d}) + y_{e\mu} (l_e \phi_{1u} + l_\tau \phi_{1d}) l_\mu \right] \frac{hh}{\Lambda} + h.c.. \quad (3.4)$$

Taking $\langle\phi_1\rangle = c_1(1, 1)$ and $\langle\phi_2\rangle = c_2(1, 0)$, one obtains the neutrino mass matrix in eq. (3.1), with $a = y_{ee}c_2v^2/\Lambda$, $b = y_{e\mu}c_1v^2/\Lambda$ and $c = y_{e\tau}v^2/\Lambda$.

The model works as long as M_e is diagonal in the same basis. The charged lepton mass term can be written as $\lambda_{ij}^k l_i e_j^c \varphi_k h^*$, where e_j^c are the charged lepton singlets and φ_k the flavons, in general different from those in the neutrino sector. With the assignment

$$\begin{pmatrix} \mu^c \\ e^c \end{pmatrix} \sim 2_1, \quad \tau^c \sim 1_3, \quad \begin{pmatrix} \varphi_{1u} \\ \varphi_{1d} \end{pmatrix} \sim 2_1, \quad \begin{pmatrix} \varphi_{2u} \\ \varphi_{2d} \end{pmatrix} \sim 2_2, \quad (3.5)$$

the Q_6 -invariant Lagrangian reads

$$\begin{aligned} -\mathcal{L}_e = & [\lambda_e(l_e e^c \varphi_{1d} - l_\tau \mu^c \varphi_{1u}) + \lambda_\mu l_\mu (\mu^c \varphi_{2u} + e^c \varphi_{2d}) \\ & + \lambda_\tau (l_\tau \varphi_{1d} + l_e \varphi_{1u}) \tau^c] h^* + h.c.. \end{aligned} \quad (3.6)$$

For $\langle\varphi_1\rangle = c'_1(0, 1)$ and $\langle\varphi_2\rangle = c'_2(1, 0)$, the charged lepton mass matrix is diagonal, with $m_e = \lambda_e c'_1 v$, $m_\mu = \lambda_\mu c'_2 v$ and $m_\tau = \lambda_\tau c'_1 v$. Note that the flavon ϕ_1 in the neutrino sector and the flavon φ_1 in the charged lepton sector have different vacuum directions, while they transform identically under Q_6 . In order to distinguish them, one may e.g. introduce a Z_2 symmetry, under which e^c, μ^c, τ^c and $\varphi_{1,2}$ are odd, and the other fields are even.

This completes the prove of existence of a minimal model leading to eq. (3.1). Note that the flavour group Q_6 is entirely broken by the flavon vevs, both in the neutrino and in the charged lepton sector. We do not address the dynamical justification of the vacuum alignment of the flavon fields, that is beyond the scope of our paper. This may require a special structure of the flavon potential, that may be enforced by some additional symmetries and fields. Recent analyses on this subject can be found e.g. in ref. [30–32].

4 Off-diagonal plus universal neutrino masses

Here we propose another, remarkably simple structure of the neutrino mass matrix that depends on five physical parameters and predicts the preferred, non-maximal θ_{23} . We will justify this structure with a minimal flavour symmetry at the end of this section.

Our starting point is the so-called Zee mass matrix [33, 34], with only off-diagonal entries,

$$M_\nu^{\text{off}} = \begin{pmatrix} 0 & a & b \\ a & 0 & c \\ b & c & 0 \end{pmatrix}, \quad (4.1)$$

in the basis where M_e is diagonal. The phases of a , b and c can be rotated away, thus there is no CP-violation and the leptonic mixing is described by a real orthogonal matrix R , with $M_\nu^{\text{off}} = R \text{diag}(\lambda_1, \lambda_2, \lambda_3) R^T$. A simple way to extract a constraint on the mixing angles is to regard the three zero diagonal entries as a homogeneous system of three linear equations,

$$\sum_j Z_{ij} \lambda_j = 0, \quad i = 1, 2, 3, \quad (4.2)$$

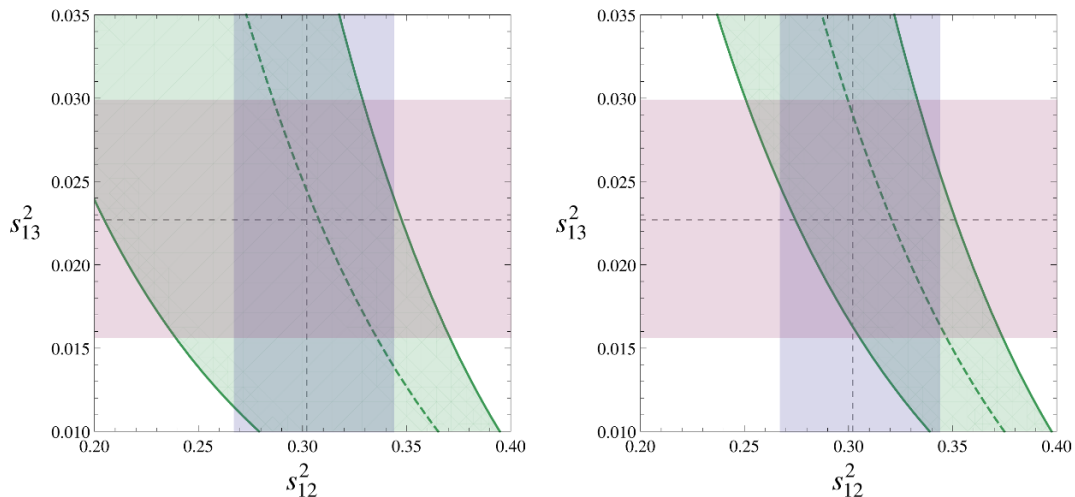


Figure 4. The predicted value of $\sin^2 \theta_{23}$ as a function of $\sin^2 \theta_{12}$ and $\sin^2 \theta_{13}$, for the off-diagonal neutrino mass matrix of eq. (4.1). The green shaded band corresponds to the 1σ range for $\sin^2 \theta_{23}$ in the first octant (left-hand panel) and in the second octant (right-hand panel). The vertical (horizontal) band corresponds to the 3σ range for $\sin^2 \theta_{12}$ ($\sin^2 \theta_{13}$). Dashed lines are the best fit values of the mixing angles.

where $Z_{ij} = R_{ij}^2$. In order to have a non-trivial solution, the matrix Z must be singular. The equation $\det Z = 0$ establishes a relation between the mixing angles,

$$\frac{1}{\tan(2\theta_{12})} \frac{1}{\tan(2\theta_{23})} \frac{2(1 - 2\sin^2 \theta_{13})}{\sin \theta_{13}(1 - 3\sin^2 \theta_{13})} = \pm 1, \quad (4.3)$$

where the positive (negative) sign corresponds to $\theta_{23} < \pi/4$ ($\theta_{23} > \pi/4$) and $\delta = 0$ ($\delta = \pi$). Not surprisingly, this equation has been already derived in various ways in the literature (see e.g. refs. [35, 36]). Indeed, the corresponding prediction for θ_{23} fulfills with great accuracy the most recent oscillation data, as shown in figure 4. Taking the best fit values and the 3σ ranges for θ_{12} and θ_{13} from ref. [6], eq. (4.3) implies

$$\sin^2 \theta_{23} = 0.42_{-0.04}^{+0.02} \quad \text{or} \quad 0.58_{-0.02}^{+0.04}. \quad (4.4)$$

It is remarkable that these intervals roughly coincide with the 1σ preferred regions for θ_{23} .

The Zee mass matrix is known to be unable to reproduce all current data [35, 37, 38]: it was shown that, if one fits the two neutrino mass squared differences, then the resulting mixing pattern is close to bi-maximal, which rules out the model. This is simply because the three parameters a , b and c are insufficient to accommodate the values of the four precisely measured observables p_a 's. In fact, the three zeroes on the diagonal imply eq. (4.3) as well as two relations between the eigenvalues,

$$\lambda_1 + \lambda_2 + \lambda_3 = 0, \quad \lambda_1(\cos^2 \theta_{12} - \tan^2 \theta_{13}) = \lambda_2(\tan^2 \theta_{13} - \sin^2 \theta_{12}). \quad (4.5)$$

Given the measured values of the mixing angles, the mass squared differences $\Delta m_{ij}^2 = \lambda_i^2 - \lambda_j^2$ are incompatible with data.

Now, the perfect prediction for θ_{23} makes us wonder whether the lepton mixing pattern is indeed determined by an off-diagonal mass term, while the neutrino mass eigenvalues are not. Then, the most natural extension of eq. (4.1) is the addition of a universal mass term,

$$M_\nu = \begin{pmatrix} 0 & a & b \\ a & 0 & c \\ b & c & 0 \end{pmatrix} + d \begin{pmatrix} 1 & 0 & 0 \\ 0 & 1 & 0 \\ 0 & 0 & 1 \end{pmatrix}, \quad (4.6)$$

with $d = |d|e^{i\chi}$ complex in general. This modification does not affect the mixing matrix, as long as a , b and c are real (or have the same phase). The neutrino mass eigenvalues are given by

$$m_i = |\lambda_i + d|, \quad (4.7)$$

and one is able to accommodate the two neutrino mass squared differences. In particular, we obtain a condition on the mixing angles that determines the ordering of the neutrino mass spectrum:

$$\text{normal for } s_{12}^2 < \frac{t_{13}^2 + 1}{3}, \quad \text{inverse for } s_{12}^2 > \frac{t_{13}^2 + 1}{3}. \quad (4.8)$$

The experimental values of θ_{12} and θ_{13} prefer normal ordering, with the inverse one only marginally allowed at 3σ .

Note that the M_ν in eq. (4.6) depends on five physical parameters, but it behaves in a singular manner with respect to our general analysis of section 2: the four input parameters p_a 's fix a , b , c (or equivalently the three λ_i 's) and the product $|d| \cos \chi$. Two output parameters are automatically determined by eq. (4.3): θ_{23} and δ (equal to 0 or π). As d is in general complex, there is CP-violation, but only in the form of Majorana phases. The other two output parameters, m_{light} and m_{ee} , depend on $|d|$ and $\cos \chi$ separately, and thus there is a non-trivial correlation between them, $m_{ee} = m_{ee}(m_{\text{light}}, p_a)$, that is illustrated in figure 5. Since the product $|d| \cos \chi$ is fixed by the p_a 's, there is a lower bound on $m_{ee} \equiv |d|$, which translates into a lower bound on m_{light} too. In the case of normal ordering, taking into account the 3σ uncertainties on the p_a 's, we obtain

$$m_1 \gtrsim 4.3 \times 10^{-2} \text{ eV}, \quad m_{ee} \gtrsim 2.1 \times 10^{-2} \text{ eV}. \quad (4.9)$$

For comparison, let us also display the size of the other entries of M_ν , taking the p_a 's central values: $m_{\mu\tau} \simeq 5.5 \times 10^{-2} \text{ eV}$ and, in the first (second) octant for θ_{23} , $m_{e\mu(e\tau)} \simeq 4.1 \times 10^{-2} \text{ eV}$ and $m_{e\tau(e\mu)} \simeq 4.6 \times 10^{-2} \text{ eV}$. The case of inverse ordering is disfavoured by the cosmological bound on $\sum m_i$, as shown in the right-hand panel of figure 5.

Let us show that the matrix in eq. (4.6) can be motivated by a minimal flavour symmetry. Clearly, the three lepton doublets shall transform in a triplet irrep of the flavour group. The smallest group with such an irrep is A_4 , the alternating group of 4 objects (we adopt the conventions in ref. [36]). The universal mass term is precisely the unique A_4 -invariant contribution to M_ν , while the off-diagonal mass term is generated by an A_4 -triplet flavon field (ϕ_1, ϕ_2, ϕ_3) :

$$-\mathcal{L}_\nu = \left[\frac{1}{2} y_{\text{uni}} \sum_\alpha l_\alpha l_\alpha + y_{\text{off}} (\phi_1 l_\mu l_\tau + l_e \phi_2 l_\tau + l_e l_\mu \phi_3) \right] \frac{hh}{\Lambda} + h.c.. \quad (4.10)$$

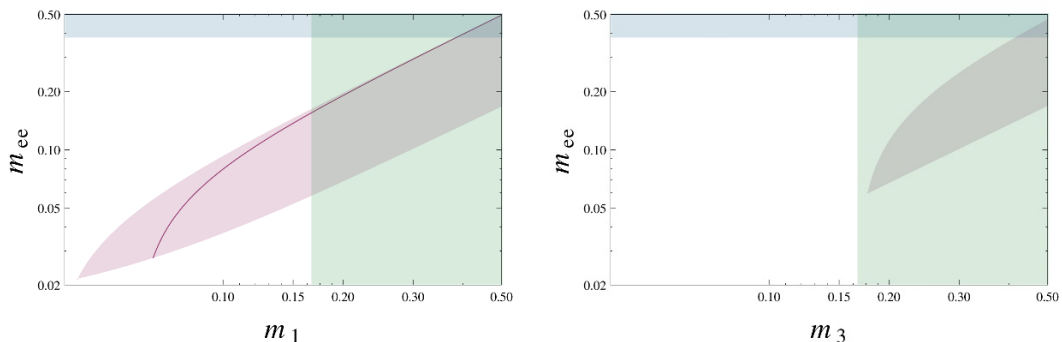


Figure 5. The effective mass m_{ee} as a function of m_{light} for the neutrino mass matrix of eq. (4.6), in the case of normal (left-hand panel) and inverse (right-hand panel) ordering. The solid line corresponds to the best fit input parameters p_a 's, while the purple shaded regions correspond to their 3σ allowed range. The green (blue) band is disfavoured by the cosmological upper bound on $\sum m_i$ (by $0\nu 2\beta$ -decay searches).

Note that, in order for a , b and c to have the same phase, the three vevs $\langle \phi_i \rangle$ should be real, that is the case as long as the flavon potential does not break CP. The other requirement is to keep M_e diagonal, with three different eigenvalues. This is promptly obtained as soon as the charged lepton isosinglets e_i^c also transform as an A_4 -triplet. Introducing flavons φ' and φ'' in the irreps $1'$ and $1''$ of A_4 , respectively, one obtains

$$\begin{aligned}
 -\mathcal{L}_e = & \left[y_1 \sum_{\alpha} l_{\alpha} e_{\alpha}^c + y_{1'} \varphi' (l_e e^c + \omega l_{\mu} \mu^c + \omega^2 l_{\tau} \tau^c) \right. \\
 & \left. + y_{1''} \varphi'' (l_e e^c + \omega^2 l_{\mu} \mu^c + \omega l_{\tau} \tau^c) \right] h^* + h.c., \quad (4.11)
 \end{aligned}$$

where $\omega = \exp(2\pi i/3)$. This leads to $M_e = \text{diag}(m_e, m_{\mu}, m_{\tau})$ as desired. Note that A_4 is broken to nothing in the neutrino sector, because one needs $\langle \phi_1 \rangle \neq \langle \phi_2 \rangle \neq \langle \phi_3 \rangle \neq 0$, while in the charged lepton sector a $Z_2 \times Z_2$ subgroup is preserved.

5 Minimal 1+2 lepton flavour symmetry

In the sections 3 and 4 we started from predictive mass matrix structures and built a flavour model to justify them. Here we follow the opposite path: we will construct a flavour model, with the minimal possible number of technical ingredients, and study the corresponding correlations between the observables.

Let us hypothesize that the three families of lepton doublets l_i as well as the three charged lepton singlets e_i^c transform in a dim-one and a dim-two irreps of a flavour symmetry group:

$$l_i \sim (1 + 2)_i, \quad e_i^c \sim (1_{e^c} + 2_{e^c})_i. \quad (5.1)$$

In order to generate a non-zero mixing between the flavour singlet family and the doublet ones, it is mandatory to introduce a flavon in a dim-two irrep, $\phi \sim 2_{\phi}$, that acquires a non-zero vev. In the search for a minimal theory of lepton flavour, it is meaningful to ask

whether a viable model exists, that contains only flavons of this type, and what are the associated predictions.

The possible contributions to the lepton mass matrices are given by the irrep tensor products that are invariant under the flavour group:

$$M_\nu \sim \left(\begin{array}{c|c} (1_l \times 1_l)_1 & (1_l \times 2_l \times 2_{\phi^\nu})_1 \\ \dots & (2_l \times 2_l)_1 + (2_l \times 2_l \times 2_{\phi^\nu})_1 \end{array} \right), \quad (5.2)$$

$$M_e \sim \left(\begin{array}{c|c} (1_l \times 1_{e^c})_1 & (1_l \times 2_{e^c} \times 2_{\phi^e})_1 \\ (2_l \times 1_{e^c} \times 2_{\phi^e})_1 & (2_l \times 2_{e^c})_1 + (2_l \times 2_{e^c} \times 2_{\phi^e})_1 \end{array} \right), \quad (5.3)$$

where the subscript 1 denotes the invariant component in the tensor products, if any. Note that we included at most one power of the flavon irrep; this is the whole story if the theory is renormalizable and the flavon fields carry also gauge indexes, that is to say, ϕ^ν is a Higgs triplet, and ϕ^e a Higgs doublet. Alternatively, one can treat the flavons as gauge singlets; in this case higher dimensional operators, suppressed by a cutoff scale Λ , may contain several powers of the flavons, leading to more complicated flavour structures; here we will neglect these corrections of order $(\langle\phi\rangle/\Lambda)^n$.

Let us identify the simplest viable mass matrices with the structure given in eq. (5.2) and eq. (5.3). The minimal possibility is to employ a unique dim-two irrep ($2_l \equiv 2_{e^c} \equiv 2_\phi \equiv 2$), and to assume that the tensor product 2×2 contains a singlet, while $2 \times 2 \times 2$ does not (to avoid an additional, unnecessary invariant). This is the case for the two non-abelian order-eight groups D_4 and $Q \equiv D'_2$, that satisfy $2 \times 2 = \sum_{i=1}^4 1_i$, where 1_1 is the invariant singlet (we use conventions as in ref. [39]). In the case of the quaternion group Q , the invariant component in $2_l \times 2_l$ is antisymmetric, therefore the corresponding contribution to M_ν vanishes; we will see that such contribution is needed to accommodate the data, thus we will rather focus on the dihedral symmetry D_4 . In this case $(2_l \times 2_l)_1 = l_1 l_1 + l_2 l_2$ and the lepton mass matrices take the form

$$M_\nu = \begin{pmatrix} a & b & b' \\ \dots & c & 0 \\ \dots & \dots & c \end{pmatrix}, \quad M_e = \begin{pmatrix} 0 & B & B' \\ D & C & 0 \\ D' & 0 & C \end{pmatrix}, \quad (5.4)$$

where the diagonal entries are independent from the flavons, while the off-diagonal ones are linear in the flavons. According to our minimality tenet, we put to zero the 11-entry of M_e by choosing $1_l \times 1_{e^c} \neq 1_1$. Denoting the flavon vevs by $\langle\phi^\nu\rangle = (\phi_u^\nu \phi_d^\nu)^T$ and $\langle\phi^e\rangle = (\phi_u^e \phi_d^e)^T$, one has $b/b' = \pm(\phi_u^\nu/\phi_d^\nu)^{\pm 1}$, $B/B' = \pm(\phi_u^e/\phi_d^e)^{\pm 1}$ and $D/D' = \pm(\phi_u^e/\phi_d^e)^{\pm 1}$, where the signs are not correlated and depend on the choice of the irreps 1_l and 1_{e^c} .

The physical mixing matrix U_{PMNS} is determined as usual,

$$M_\nu = U_\nu^* d_\nu U_\nu^\dagger, \quad M_e M_e^\dagger = U_e^* d_e^2 U_e^T, \quad U_{PMNS} = U_e^\dagger U_\nu, \quad (5.5)$$

where d_ν and d_e are diagonal matrices containing the neutrino and charged lepton mass eigenvalues. Let us remark that the vev of a doublet ϕ breaks D_4 completely, unless it is aligned in the directions $(1, \pm 1)$, $(1, 0)$ or $(0, 1)$: in these cases a Z_2 subgroup is preserved.

We will consider only these vev alignments, that are protected by the residual symmetry and correspond to a minimal number of parameters in the mass matrices. In the case $b = 0$ (or $b' = 0$), M_ν is diagonalized by a single rotation of angle θ_ν ; the case $b = \pm b'$ can be reduced to the previous one by a $\pi/4$ rotation in the flavour doublet sector. Similarly, for $B = D = 0$ (or $B = D' = 0$, or $B' = D = 0$, or $B' = D' = 0$), $M_e M_e^\dagger$ is diagonalized by a unique rotation θ_e , while for $B = \pm B'$ and $D = \pm D'$ an additional maximal rotation is needed. If this maximal mixing is present (or absent) in both M_ν and $M_e M_e^\dagger$, it cancels out in U_{PMNS} and it is straightforward to check that one entry of U_{PMNS} vanishes, at odds with experimental data [6]. Thus, data indicate that ϕ^ν and ϕ^e should be two different flavons, one acquiring a vev in the direction $(1, 0)$ or $(0, 1)$, and the other in the direction $(1, \pm 1)$. As usual, this vacuum misalignment between the two sectors requires that ϕ^ν and ϕ^e are distinguished by some symmetry.

The general idea to break a flavour symmetry group G to two different subgroups G_ν and G_e in the neutrino and in the charged lepton sector, respectively, is not new: it was mostly employed to explain the tri-bi-maximal mixing pattern, in models where the three lepton doublets transform in a triplet representation of G [40–45]. Here we have shown that, in the context of $1 + 2$ flavour models, the minimal viable possibility is to take $G_\nu = Z_2$ and $G_e = Z'_2$.

Let us derive the predictions of this scenario. Following the above considerations, in eq. (5.4) we take $b' = 0$, $B' = B$ and $D' = -D$ (there are a few other equivalent assignments). Then, one can check that M_ν and $M_e M_e^\dagger$ depend on 6 independent absolute values of the matrix entries, plus 2 physical phases, therefore the 6 lepton masses, the 3 mixing angles and the 3 CP-violating phases are correlated, as we now describe. One finds

$$U_\nu = \begin{pmatrix} \cos \theta_\nu e^{-i\alpha} & 0 & \sin \theta_\nu e^{-i\alpha} \\ -\sin \theta_\nu e^{i\alpha} & 0 & \cos \theta_\nu e^{i\alpha} \\ 0 & 1 & 0 \end{pmatrix}, \quad d_\nu = \text{diag}(m_-, c, m_+), \quad (5.6)$$

where $\alpha = \arg(ab^* + bc^*)/2$, $\tan 2\theta_\nu = 2|ab^* + bc^*|/(|c|^2 - |a|^2)$, $|m_\pm|^2 = |b|^2 + |a|^2/2 + |c|^2/2 \pm \sqrt{(|c|^2 - |a|^2)^2/4 + |ab^* + bc^*|^2}$. Note that the two independent mass squared differences Δm_{ij}^2 can be accommodated independently from the value of two parameters α and θ_ν , that enter in U_{PMNS} . In the charged lepton sector one has

$$U_e = \begin{pmatrix} \cos \theta_e & \sin \theta_e e^{-i\beta} & 0 \\ \frac{\sin \theta_e e^{i\beta}}{\sqrt{2}} & \frac{\cos \theta_e}{\sqrt{2}} & -\frac{1}{\sqrt{2}} \\ -\frac{\sin \theta_e e^{i\beta}}{\sqrt{2}} & \frac{\cos \theta_e}{\sqrt{2}} & \frac{1}{\sqrt{2}} \end{pmatrix}, \quad d_e = \text{diag}(0, m_\mu, m_\tau), \quad (5.7)$$

with $\beta = \arg(BC^*)$, $m_\mu^2 = 2|B|^2 + |C|^2$, $m_\tau^2 = 2|D|^2 + |C|^2$ and $\tan \theta_e = \sqrt{2}|B/C|$. Note that m_e vanishes, which is a very good approximation, and the two masses m_μ and m_τ are independent from the two parameters θ_e and β , that enter in U_{PMNS} (if the assignment of m_μ and m_τ were interchanged, θ_e would be forced to lie close to $\pi/2$ and the observed mixing angles could not be reproduced).

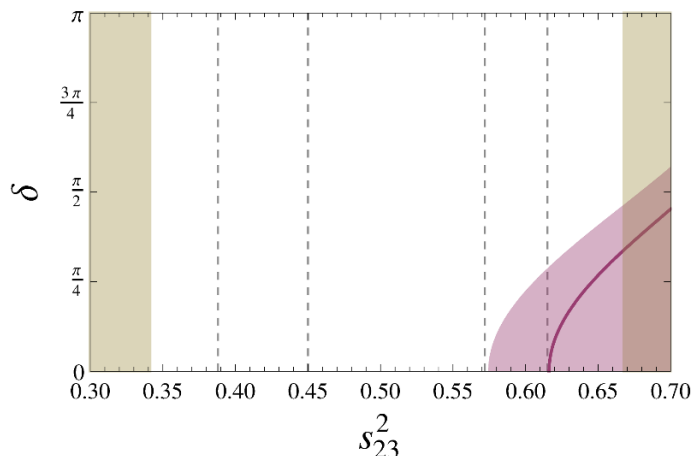


Figure 6. The correlation between $\sin^2 \theta_{23}$ and δ defined by eq. (5.8). The thick purple line (the shaded purple region) corresponds to the best fit values (the 3σ allowed ranges) for θ_{12} and θ_{13} . The vertical yellow bands (dashed lines) limit the 3σ (1σ) allowed range for $\sin^2 \theta_{23}$.

By using eq. (5.5), one can easily check that θ_{12} , θ_{13} , θ_{23} and δ are a function of θ_ν , θ_e and a unique combination of phases, $2\alpha - \beta$, while the two physical Majorana-type phases are a function of the other independent combination of phases too. The correlation between the mixing angles and δ depends on the assignment of the neutrino masses: we discuss first the case $m_1 = |m_-|$, $m_2 = |c|$ and $m_3 = |m_+|$, that corresponds to normal mass ordering. Comparing the predicted form of U_{PMNS} with its usual parameterization, we obtain

$$2s_{12}^2 c_{23}^2 s_{13}^2 + 4s_{12} c_{12} s_{23} c_{23} s_{13} \cos \delta + 2c_{12}^2 s_{23}^2 = 1. \tag{5.8}$$

This relation is illustrated in figure 6. For the best fit values for θ_{12} and θ_{13} , one finds $\cos \delta \gtrsim 0.49$, and for $\delta = 0$ one reaches the minimal value $\sin^2 \theta_{23} \simeq 0.616$, on the edge of the 1σ preferred region in the second octant.

Adding also Δm_{21}^2 and Δm_{31}^2 as input parameters, one can determine the lightest neutrino mass m_1 and the $0\nu 2\beta$ -decay effective mass m_{ee} as a function of δ (or equivalently θ_{23}) and of the extra phase α . This is because, in this scenario, in the basis where M_e is diagonal M_ν depends on six parameters, therefore, after the four p_a 's are fixed, one can still vary two independent CP-violating phases. One can derive the explicit dependence of m_1 and m_{ee} on δ and α , by generalizing our procedure of section 2. For simplicity we limit ourselves to the CP-conserving case, taking $\delta = 0$ (that is the value favoured by eq. (5.8)) and $\alpha = 0$ or $\pi/2$: then we obtain $m_1 \simeq 0.036$ eV and $m_{ee} \simeq 0.012$ eV. We checked that a CP-violating value for α leads always to larger values of m_1 and m_{ee} .

We remark that eq. (5.8) follows from our minimality assumptions, that is to say, it is the consequence of the simplest realization of a 1+2 flavour symmetry. This implies a non-maximal value of θ_{23} in the second octant. It is interesting to compare eq. (5.8) with the relations among the mixing angles θ_{ij} 's and the phase δ , that have been obtained in ref. [17]. In that approach one assumes that the flavour symmetry group is generated by a Z_2 symmetry in the neutrino sector plus a Z_m symmetry in the charged lepton sector, with

$m \geq 3$, and this leads to two constraints on the values of θ_{ij} 's and δ . The same analysis can be carried on in the present case, with $m = 2$, and we find that one of the two constraints is trivially satisfied, while the other is given by eq. (5.8).

If the assignment of the neutrino mass eigenvalues is $m_1 = |m_-|$, $m_2 = |m_+|$ and $m_3 = |c|$, both normal and inverse orderings are possible, and eq. (5.8) is replaced by

$$2c_{13}^2 c_{23}^2 = 1. \tag{5.9}$$

In this case the best fit value of θ_{13} corresponds to an almost maximal 2 – 3 mixing, with $\sin^2 \theta_{23} \simeq 0.49$, a value (slightly) disfavoured by present data. The other assignments of the three neutrino mass eigenvalues are not viable.

6 Conclusions

We attempted to provide a modern view on the lepton mixing, and to propose some keys to interpret it. The underlying flavour dynamics may be intricate and difficult to disentangle, especially if it occurs at very large energy scales. Nonetheless, the effective structure of the lepton mass matrices may well be simple and depend on a small number of parameters. As a matter of fact, this must be the case for a flavour model to be testable.

Thus, it is useful to identify the minimal lepton mass matrices M_ν and M_e compatible with those observables that have been measured precisely: the charged lepton masses, the mixing angles θ_{12} and θ_{13} , and the neutrino mass squared differences Δm_{ij}^2 . Such viable flavour structures imply definite predictions for the neutrino mass observables that are not precisely measured yet: the mixing angle θ_{23} , the CP-violating phase δ , the lightest neutrino mass m_{light} and the $0\nu 2\beta$ -decay effective mass m_{ee} . We proposed a general procedure to illustrate the correlations between these observables.

In particular, it is intriguing that several minimal flavour structures imply a deviation from maximal 2 – 3 mixing of the size that is presently suggested by the data. We identified a few classes of mass matrices with this property:

- A matrix M_ν with two zero entries and two other entries equal to each other, in the basis where M_e is diagonal. There are two remarkable cases: [i] $M_{\mu\mu} = M_{\tau\tau} = 0$ and $M_{e\mu(e\tau)} = M_{\mu\tau}$ or $M_{e\mu(e\tau)} = M_{ee}$ (section 2); [ii] $M_{ee} = M_{e\mu(e\tau)} = 0$ and $M_{\mu\tau} = M_{\mu\mu(\tau\tau)}$ (appendix). We pointed out the properties of the flavour symmetry group that is needed to explain these matrix structures (section 3).
- An off-diagonal contribution to M_ν plus a contribution proportional to the identity, in the basis where M_e is diagonal. Such structure is tailor-made for an A_4 flavour symmetry (section 4).
- Matrices M_ν and M_e that respect each a different Z_2 symmetry, in such a way that only one free mixing angle is present in each sector. The minimal realization is provided by a D_4 symmetry, with the three lepton families transforming in the 1 + 2 irreducible representations (section 5).

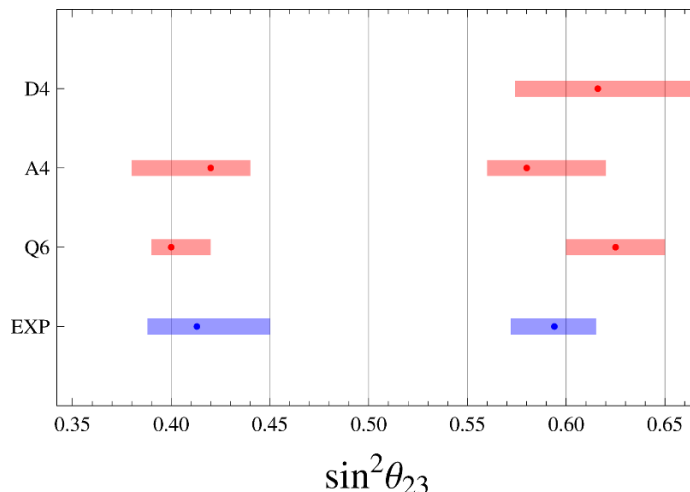


Figure 7. The interval for $\sin^2 \theta_{23}$ displayed here is the 3σ allowed range from a global fit of oscillation experiments [6]. The lowest, blue dots (bands) are the central values (the 1σ ranges) in the two octants. The upper, red dots (bands) are the predictions of our models, assuming the central values (the 3σ ranges) for the four parameters in eq. (2.1). The three predictions correspond to eq. (3.2) (Q_6 model), eq. (4.3) (A_4 model), and eq. (5.8) with $\delta = 0$ (D_4 model with no CP violation).

The three specific models that we presented predict θ_{23} close to its best fit values, as summarized in figure 7. Thus, the future precision measurements of this mixing angle will be able to confirm or rule out these scenarios. In order to discriminate among them, one shall use the correlated predictions for the mass ordering as well as for δ , m_{light} and m_{ee} , that could be all precisely measured within the next decade.

Acknowledgments

We thank Sacha Davidson, Ernest Ma, Thomas Schwetz, Damien Tant and Mariam Tortola for providing us with motivations, helpful criticism and interpretation of the data. AVM acknowledges partial support from the IN2P3 project ‘‘Théorie LHC France’’. MF thanks the Galileo Galilei Institute (INFN, Florence), the FP7 European ITN project ‘‘Invisibles’’ (PITN-GA-2011-289442-INVISIBLES) and the Theoretical Physics Group (CERN, Geneva) for partial support and hospitality.

A Correlating the observables for M_ν with two zero entries

Here we detail the procedure to derive the functions $x_i(x_j, p_a)$, defined in section 2, for a special class of Majorana neutrino mass matrices M_ν that depend on five physical parameters: the 3×3 symmetric matrices with two independent entries equal to zero. There are 15 such matrix structures, and only 7 of them are compatible with oscillation data, as first shown in ref. [46] (see ref. [47] for a recent analysis).

The four constraints relating the observables (3 neutrino mass eigenvalues, 3 mixing angles and 3 phases) have the form

$$0 = M_{\alpha\beta} = \sum_i (U_{PMNS}^*)_{\alpha i} (U_{PMNS})_{\beta i} m_i, \quad (\text{A.1})$$

for two independent complex entries $M_{\alpha_1\beta_1}$ and $M_{\alpha_2\beta_2}$. Since these equations are linear in m_i , they can be rewritten in the form

$$\frac{m_1}{m_3} e^{i\varphi_{13}} = f_{13}^*(\theta_{ij}, \delta), \quad \frac{m_2}{m_3} e^{i\varphi_{23}} = f_{23}^*(\theta_{ij}, \delta), \quad (\text{A.2})$$

where φ_{ij} are the Majorana phases and the functions f_{ij} depend on the choice of (α_1, β_1) and (α_2, β_2) ,

$$f_{13} = \frac{U_{\alpha_1 2} U_{\beta_1 2} U_{\alpha_2 3} U_{\beta_2 3} - U_{\alpha_1 3} U_{\beta_1 3} U_{\alpha_2 2} U_{\beta_2 2}}{U_{\alpha_1 1} U_{\beta_1 1} U_{\alpha_2 2} U_{\beta_2 2} - U_{\alpha_1 2} U_{\beta_1 2} U_{\alpha_2 1} U_{\beta_2 1}}, \quad (\text{A.3})$$

$$f_{23} = \frac{U_{\alpha_1 3} U_{\beta_1 3} U_{\alpha_2 1} U_{\beta_2 1} - U_{\alpha_1 1} U_{\beta_1 1} U_{\alpha_2 3} U_{\beta_2 3}}{U_{\alpha_1 1} U_{\beta_1 1} U_{\alpha_2 2} U_{\beta_2 2} - U_{\alpha_1 2} U_{\beta_1 2} U_{\alpha_2 1} U_{\beta_2 1}}, \quad (\text{A.4})$$

where $U_{\alpha i}$ are the U_{PMNS} entries without the Majorana phases. The neutrino mass squared differences can be expressed in terms of the neutrino masses as

$$\begin{cases} \Delta m_{21}^2 = m_3^2 (|f_{23}|^2 - |f_{13}|^2), \\ \Delta m_{31}^2 = m_3^2 (1 - |f_{13}|^2). \end{cases} \quad (\text{A.5})$$

These equations are linear in m_3^2 and linear or quadratic in $\cos \delta$. Therefore the system has at most 2 solutions (for each given ordering of the mass spectrum) of the form

$$m_3^2 = m_3^2(\theta_{23}, p_a), \quad \cos \delta = \cos \delta(\theta_{23}, p_a), \quad (\text{A.6})$$

where the input parameters p_a 's are defined in eq. (2.1). Each solution is physical only when it fulfills the requirements $m_3^2 > 0$ and $|\cos \delta| \leq 1$. The effective $0\nu 2\beta$ -decay mass parameter can be written as

$$m_{ee} = m_3 \left| U_{e1}^{*2} f_{13}^* + U_{e2}^{*2} f_{23}^* + U_{e3}^{*2} \right| = m_{ee}(\theta_{23}, p_a), \quad (\text{A.7})$$

where one has inserted the expressions for m_3 and δ given by eq. (A.6). Analogously, any matrix element $M_{\alpha\beta}$ can be calculated as a function of θ_{23} and the p_a 's. The functions $x_i(\theta_{23}, p_a)$ for the observables $x_i = m_3, \delta, m_{ee}$ provide a parametric representation for the functions $x_i(x_j, p_a)$, for any pair i, j . This concludes the analytic computation of the observables for any M_ν with two zero entries.

The results for $M_{\mu\mu} = M_{\tau\tau} = 0$ (case C) were presented in section 2. Here we present the results for the 6 other viable cases:

$$A_1 : \quad M_{e\mu} = M_{ee} = 0, \quad A_2 : \quad M_{e\tau} = M_{ee} = 0, \quad (\text{A.8})$$

$$B_1 : \quad M_{e\tau} = M_{\mu\mu} = 0, \quad B_2 : \quad M_{e\mu} = M_{\tau\tau} = 0, \quad (\text{A.9})$$

$$B_3 : \quad M_{e\mu} = M_{\mu\mu} = 0, \quad B_4 : \quad M_{e\tau} = M_{\tau\tau} = 0. \quad (\text{A.10})$$

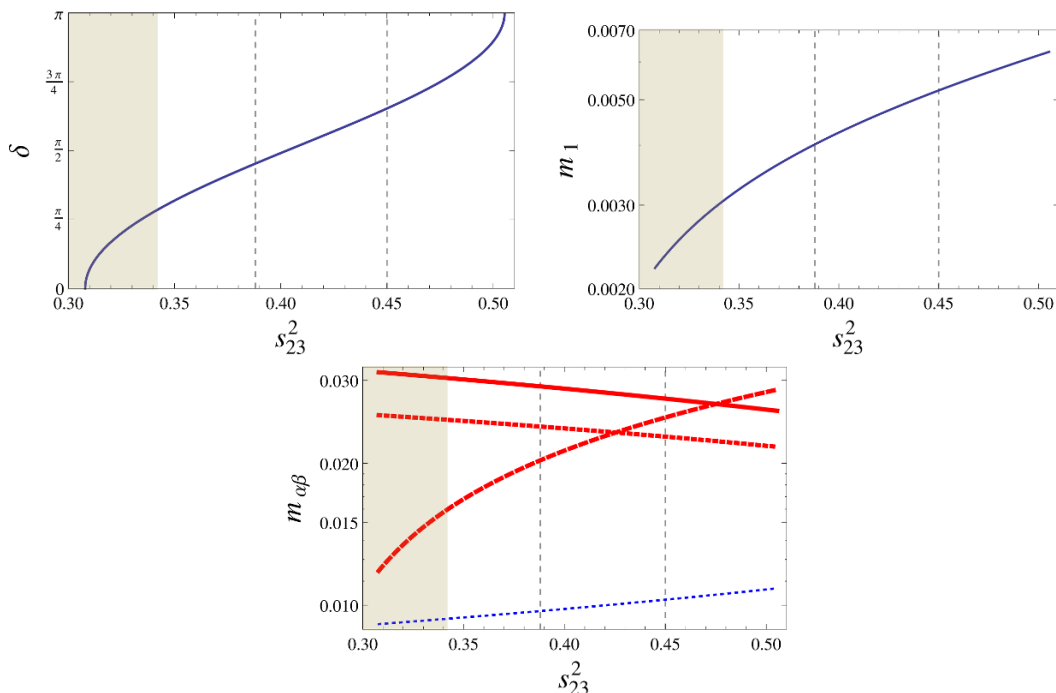


Figure 8. The CP-violating Dirac phase δ (top left), the lightest neutrino mass m_1 in eV (top right) and the absolute values of the neutrino mass matrix elements $m_{\alpha\beta}$ in eV (bottom), as a function of $\sin^2 \theta_{23}$, in the case $m_{ee} = m_{e\mu} = 0$. The ordering of the mass spectrum is necessarily normal. The yellow bands are excluded by the 3σ bound on θ_{23} ; the vertical dashed lines limit the 1σ preferred region for θ_{23} . In the bottom panel, the thin dotted blue line corresponds to $m_{e\tau}$, the thick dotted red line to $m_{\mu\tau}$, the thick dashed red line to $m_{\mu\mu}$ and the thick solid red line to $m_{\tau\tau}$.

The matrices in the second column are obtained from those in the first column, by the exchange of the 2nd and 3rd rows and columns, therefore their predictions are simply related by eq. (2.4). Thus, we will illustrate the results for the cases A_1 , B_1 and B_3 only, that for normal mass ordering correspond to θ_{23} in the first octant, as preferred by global fits [4–6]. When inferring the results for the ‘specular’ cases, one should recall that the allowed experimental range for θ_{23} is slightly asymmetric between the first and the second octant.

For simplicity we fix the input parameters p_a ’s to their best fit values: the predictions are slightly different when the small uncertainties on these parameters are taken into account. We present the plots for $m_{\text{light}}(\sin^2 \theta_{23}, p_a)$, $\delta(\sin^2 \theta_{23}, p_a)$ and $m_{\alpha\beta}(\sin^2 \theta_{23}, p_a)$, that are sufficient to infer the correlation between any pair of observables x_i ’s.

- The results for the case A_1 are illustrated in figure 8.
 - Only a normal ordering of the neutrino mass spectrum is allowed.
 - The 2 – 3 mixing satisfies $\sin^2 \theta_{23} < 0.505$, however this upper bounds relaxes substantially when allowing the p_a ’s to vary in their 3σ allowed range.
 - The phase δ satisfies $\cos \delta < 0.62$.
 - The lightest mass m_1 lies in the range $[3.1, 6.3] \times 10^{-3}$ eV.

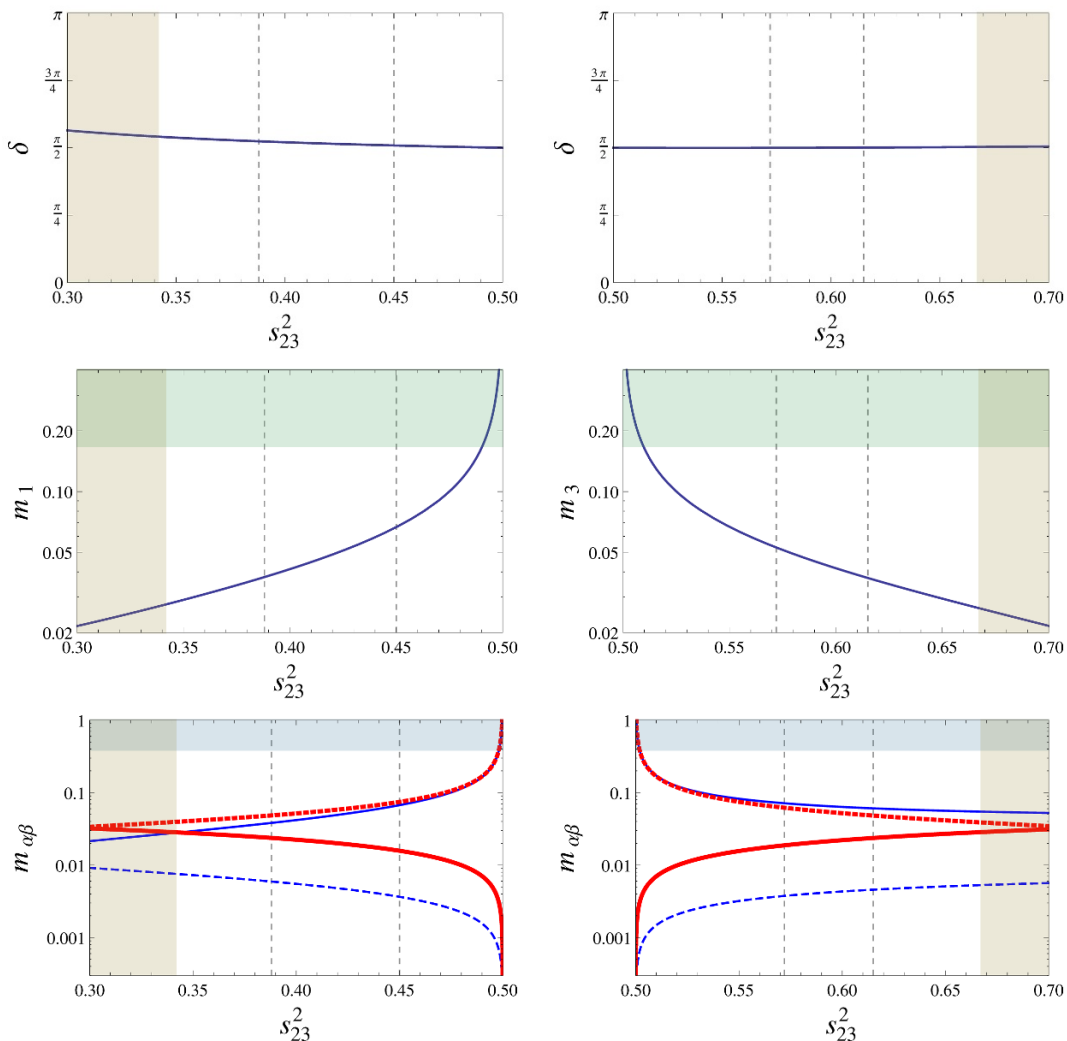


Figure 9. The same as in figure 8, but for the case $m_{\mu\mu} = m_{e\tau} = 0$. The left-hand (right-hand) plots correspond to normal (inverse) ordering. The green (blue) bands are excluded by the cosmological upper bound on $\sum m_i$ (the experimental upper bound on m_{ee}). In the bottom panels, the thin solid blue line corresponds to m_{ee} , the thin dashed blue line to $m_{e\mu}$, the thick dotted red line to $m_{\mu\tau}$ and the thick solid red line to $m_{\tau\tau}$.

- There is no contribution to the $0\nu 2\beta$ -decay rate.
- In the 1σ preferred region for θ_{23} , the equality $m_{\mu\mu} = m_{\mu\tau}$ can be realized. Therefore, as in the case *C* discussed in section 2, the vanishing of two matrix entries and the equality of two others imply the desired prediction for θ_{23} . One could build a model on the lines of the one in section 3, in order to justify this matrix structure by a discrete family symmetry.
- The results for the case B_1 are illustrated in figure 9.
 - Both normal and inverse ordering are allowed.

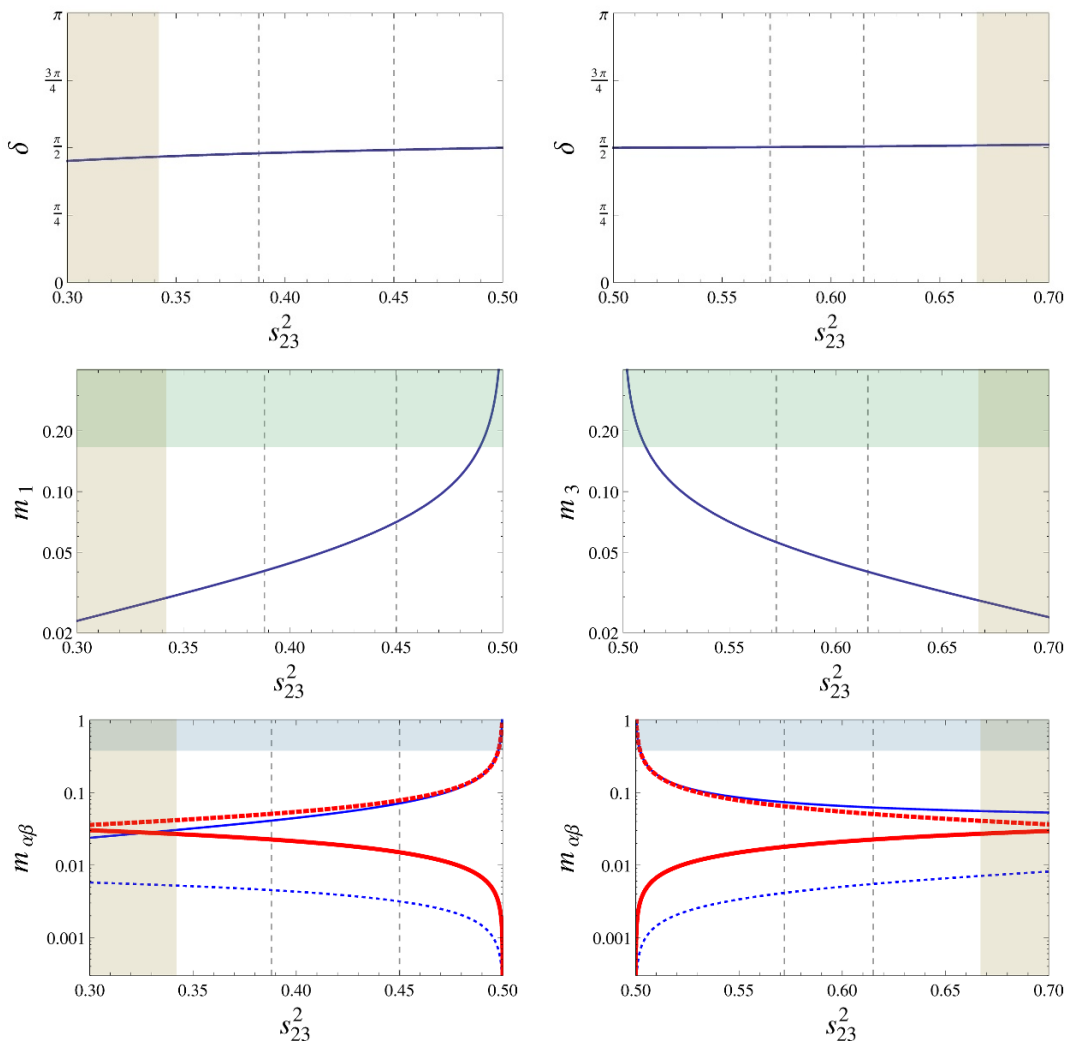


Figure 10. The same as in figures 8 and 9, but for the case $m_{\mu\mu} = m_{e\mu} = 0$. In the bottom panels, the thin solid blue line corresponds to m_{ee} , the thin dotted blue line to $m_{e\tau}$, the thick dotted red line to $m_{\mu\tau}$ and the thick solid red line to $m_{\tau\tau}$.

- The angle θ_{23} lies in the first (second) in the case of normal (inverse) ordering. This statement remains valid when allowing the p_a 's to vary in their 3σ allowed range.
 - The phase δ is very close to $\pi/2$ (maximal CP-violation), with $|\cos \delta| < 0.13$ (a similar bound holds when the 3σ uncertainties on the p_a 's are taken into account).
 - There is a lower bound on the lightest neutrino mass, $m_1 > 2.8 \times 10^{-2}$ eV for normal and $m_3 > 2.6 \times 10^{-2}$ eV for inverse ordering.
 - There is a lower bound on the $0\nu 2\beta$ -decay effective mass, $m_{ee} > 2.8 \times 10^{-2}$ eV for normal or $m_{ee} > 5.5 \times 10^{-2}$ eV for inverse ordering.
- The results for the case B_3 are illustrated in figure 10. They are qualitatively the same as in the case B_1 , with minor modifications of the predicted range for the x_i 's.

In summary, our procedure allows to illustrate clearly all the predictions that follow from the assumption of two zero entries in M_ν . We confirm that 8 matrix structures of this type are already excluded by present data. The 7 allowed matrix structures, analyzed above, could be ruled out by future measurements of the observables x_i 's. No matrix with three zero entries is allowed, because there is no intersection between the predictions of the different matrices with two zero entries.

Open Access. This article is distributed under the terms of the Creative Commons Attribution License which permits any use, distribution and reproduction in any medium, provided the original author(s) and source are credited.

References

- [1] DAYA-BAY collaboration, F. An et al., *Observation of electron-antineutrino disappearance at Daya Bay*, *Phys. Rev. Lett.* **108** (2012) 171803 [[arXiv:1203.1669](#)] [[INSPIRE](#)].
- [2] RENO collaboration, J. Ahn et al., *Observation of reactor electron antineutrino disappearance in the RENO experiment*, *Phys. Rev. Lett.* **108** (2012) 191802 [[arXiv:1204.0626](#)] [[INSPIRE](#)].
- [3] DOUBLE-CHOOZ collaboration, Y. Abe et al., *Indication for the disappearance of reactor electron antineutrinos in the Double CHOOZ experiment*, *Phys. Rev. Lett.* **108** (2012) 131801 [[arXiv:1112.6353](#)] [[INSPIRE](#)].
- [4] D. Forero, M. Tortola and J. Valle, *Global status of neutrino oscillation parameters after Neutrino-2012*, *Phys. Rev. D* **86** (2012) 073012 [[arXiv:1205.4018](#)] [[INSPIRE](#)].
- [5] G. Fogli et al., *Global analysis of neutrino masses, mixings and phases: entering the era of leptonic CP-violation searches*, *Phys. Rev. D* **86** (2012) 013012 [[arXiv:1205.5254](#)] [[INSPIRE](#)].
- [6] M. Gonzalez-Garcia, M. Maltoni, J. Salvado and T. Schwetz, *Global fit to three neutrino mixing: critical look at present precision*, *JHEP* **12** (2012) 123 [[arXiv:1209.3023](#)] [[INSPIRE](#)].
- [7] G. Altarelli and F. Feruglio, *Discrete flavor symmetries and models of neutrino mixing*, *Rev. Mod. Phys.* **82** (2010) 2701 [[arXiv:1002.0211](#)] [[INSPIRE](#)].
- [8] E. Ma and D. Wegman, *Nonzero θ_{13} for neutrino mixing in the context of A_4 symmetry*, *Phys. Rev. Lett.* **107** (2011) 061803 [[arXiv:1106.4269](#)] [[INSPIRE](#)].
- [9] R.d.A. Toorop, F. Feruglio and C. Hagedorn, *Discrete flavour symmetries in light of T2K*, *Phys. Lett. B* **703** (2011) 447 [[arXiv:1107.3486](#)] [[INSPIRE](#)].
- [10] S.-F. Ge, D.A. Dicus and W.W. Repko, *Residual symmetries for neutrino mixing with a large θ_{13} and nearly maximal δ_D* , *Phys. Rev. Lett.* **108** (2012) 041801 [[arXiv:1108.0964](#)] [[INSPIRE](#)].
- [11] D.A. Eby and P.H. Frampton, *Nonzero θ_{13} signals nonmaximal atmospheric neutrino mixing*, *Phys. Rev. D* **86** (2012) 117304 [[arXiv:1112.2675](#)] [[INSPIRE](#)].
- [12] I. de Medeiros Varzielas and G.G. Ross, *Discrete family symmetry, Higgs mediators and θ_{13}* , *JHEP* **12** (2012) 041 [[arXiv:1203.6636](#)] [[INSPIRE](#)].
- [13] S. Boucenna, S. Morisi, M. Tortola and J. Valle, *Bi-large neutrino mixing and the Cabibbo angle*, *Phys. Rev. D* **86** (2012) 051301 [[arXiv:1206.2555](#)] [[INSPIRE](#)].

- [14] G. Altarelli, F. Feruglio, I. Masina and L. Merlo, *Repressing anarchy in neutrino mass textures*, *JHEP* **11** (2012) 139 [[arXiv:1207.0587](#)] [[INSPIRE](#)].
- [15] S. Bhattacharya, E. Ma, A. Natale and D. Wegman, *Heptagonal symmetry for quarks and leptons*, *Phys. Rev. D* **87** (2013) 013006 [[arXiv:1210.6936](#)] [[INSPIRE](#)].
- [16] F. Feruglio, C. Hagedorn and R. Ziegler, *Lepton mixing parameters from discrete and CP symmetries*, [arXiv:1211.5560](#) [[INSPIRE](#)].
- [17] D. Hernandez and A.Y. Smirnov, *Lepton mixing and discrete symmetries*, *Phys. Rev. D* **86** (2012) 053014 [[arXiv:1204.0445](#)] [[INSPIRE](#)].
- [18] D. Hernandez and A.Y. Smirnov, *Discrete symmetries and model-independent patterns of lepton mixing*, [arXiv:1212.2149](#) [[INSPIRE](#)].
- [19] Y. Ahn, S. Baek and P. Gondolo, *Simple renormalizable flavor symmetry for neutrino oscillations*, *Phys. Rev. D* **86** (2012) 053004 [[arXiv:1207.1229](#)] [[INSPIRE](#)].
- [20] D. Marzocca, S. Petcov, A. Romanino and M. Sevilla, *Nonzero $|U_{e3}|$ from charged lepton corrections and the atmospheric neutrino mixing angle*, *JHEP* **05** (2013) 073 [[arXiv:1302.0423](#)] [[INSPIRE](#)].
- [21] V. Barger, D. Marfatia and K. Whisnant, *Breaking eight fold degeneracies in neutrino CP-violation, mixing and mass hierarchy*, *Phys. Rev. D* **65** (2002) 073023 [[hep-ph/0112119](#)] [[INSPIRE](#)].
- [22] P. Huber, M. Maltoni and T. Schwetz, *Resolving parameter degeneracies in long-baseline experiments by atmospheric neutrino data*, *Phys. Rev. D* **71** (2005) 053006 [[hep-ph/0501037](#)] [[INSPIRE](#)].
- [23] M. Ishitsuka, T. Kajita, H. Minakata and H. Nunokawa, *Resolving neutrino mass hierarchy and CP degeneracy by two identical detectors with different baselines*, *Phys. Rev. D* **72** (2005) 033003 [[hep-ph/0504026](#)] [[INSPIRE](#)].
- [24] P. Coloma, P. Huber, J. Kopp and W. Winter, *Systematic uncertainties in long-baseline neutrino oscillations for large θ_{13}* , [arXiv:1209.5973](#) [[INSPIRE](#)].
- [25] J. Lesgourgues and S. Pastor, *Neutrino mass from cosmology*, *Adv. High Energy Phys.* **2012** (2012) 608515 [[arXiv:1212.6154](#)] [[INSPIRE](#)].
- [26] Z. Hou et al., *Constraints on cosmology from the Cosmic Microwave Background power spectrum of the 2500-square degree SPT-SZ survey*, [arXiv:1212.6267](#) [[INSPIRE](#)].
- [27] EXO collaboration, M. Auger et al., *Search for neutrinoless double-beta decay in ^{136}Xe with EXO-200*, *Phys. Rev. Lett.* **109** (2012) 032505 [[arXiv:1205.5608](#)] [[INSPIRE](#)].
- [28] A. Blum, C. Hagedorn and M. Lindner, *Fermion masses and mixings from dihedral flavor symmetries with preserved subgroups*, *Phys. Rev. D* **77** (2008) 076004 [[arXiv:0709.3450](#)] [[INSPIRE](#)].
- [29] W. Grimus and L. Lavoura, *On a model with two zeros in the neutrino mass matrix*, *J. Phys. G* **31** (2005) 693 [[hep-ph/0412283](#)] [[INSPIRE](#)].
- [30] F. Feruglio, C. Hagedorn and L. Merlo, *Vacuum alignment in SUSY A_4 models*, *JHEP* **03** (2010) 084 [[arXiv:0910.4058](#)] [[INSPIRE](#)].
- [31] M. Holthausen and M.A. Schmidt, *Natural vacuum alignment from group theory: the minimal case*, *JHEP* **01** (2012) 126 [[arXiv:1111.1730](#)] [[INSPIRE](#)].

- [32] S.F. King and C. Luhn, *Neutrino mass and mixing with discrete symmetry*, *Rept. Prog. Phys.* **76** (2013) 056201 [[arXiv:1301.1340](#)] [[INSPIRE](#)].
- [33] A. Zee, *A theory of lepton number violation, neutrino Majorana mass and oscillation*, *Phys. Lett.* **B 93** (1980) 389 [*Erratum ibid.* **B 95** (1980) 461] [[INSPIRE](#)].
- [34] L. Wolfenstein, *A theoretical pattern for neutrino oscillations*, *Nucl. Phys.* **B 175** (1980) 93 [[INSPIRE](#)].
- [35] C. Jarlskog, M. Matsuda, S. Skadhauge and M. Tanimoto, *Zee mass matrix and bimaximal neutrino mixing*, *Phys. Lett.* **B 449** (1999) 240 [[hep-ph/9812282](#)] [[INSPIRE](#)].
- [36] S.-L. Chen, M. Frigerio and E. Ma, *Hybrid seesaw neutrino masses with A_4 family symmetry*, *Nucl. Phys.* **B 724** (2005) 423 [[hep-ph/0504181](#)] [[INSPIRE](#)].
- [37] P.H. Frampton and S.L. Glashow, *Can the Zee ansatz for neutrino masses be correct?*, *Phys. Lett.* **B 461** (1999) 95 [[hep-ph/9906375](#)] [[INSPIRE](#)].
- [38] X.-G. He, *Is the Zee model neutrino mass matrix ruled out?*, *Eur. Phys. J.* **C 34** (2004) 371 [[hep-ph/0307172](#)] [[INSPIRE](#)].
- [39] M. Frigerio, S. Kaneko, E. Ma and M. Tanimoto, *Quaternion family symmetry of quarks and leptons*, *Phys. Rev.* **D 71** (2005) 011901 [[hep-ph/0409187](#)] [[INSPIRE](#)].
- [40] G. Altarelli and F. Feruglio, *Tri-bimaximal neutrino mixing, A_4 and the modular symmetry*, *Nucl. Phys.* **B 741** (2006) 215 [[hep-ph/0512103](#)] [[INSPIRE](#)].
- [41] X.-G. He, Y.-Y. Keum and R.R. Volkas, *A_4 flavor symmetry breaking scheme for understanding quark and neutrino mixing angles*, *JHEP* **04** (2006) 039 [[hep-ph/0601001](#)] [[INSPIRE](#)].
- [42] F. Feruglio, C. Hagedorn, Y. Lin and L. Merlo, *Tri-bimaximal neutrino mixing and quark masses from a discrete flavour symmetry*, *Nucl. Phys.* **B 775** (2007) 120 [*Erratum ibid.* **B 836** (2010) 127] [[hep-ph/0702194](#)] [[INSPIRE](#)].
- [43] C. Lam, *Determining horizontal symmetry from neutrino mixing*, *Phys. Rev. Lett.* **101** (2008) 121602 [[arXiv:0804.2622](#)] [[INSPIRE](#)].
- [44] F. Bazzocchi and S. Morisi, *S_4 as a natural flavor symmetry for lepton mixing*, *Phys. Rev.* **D 80** (2009) 096005 [[arXiv:0811.0345](#)] [[INSPIRE](#)].
- [45] W. Grimus, L. Lavoura and P. Ludl, *Is S_4 the horizontal symmetry of tri-bimaximal lepton mixing?*, *J. Phys.* **G 36** (2009) 115007 [[arXiv:0906.2689](#)] [[INSPIRE](#)].
- [46] P.H. Frampton, S.L. Glashow and D. Marfatia, *Zeroes of the neutrino mass matrix*, *Phys. Lett.* **B 536** (2002) 79 [[hep-ph/0201008](#)] [[INSPIRE](#)].
- [47] H. Fritzsch, Z.-Z. Xing and S. Zhou, *Two-zero textures of the Majorana neutrino mass matrix and current experimental tests*, *JHEP* **09** (2011) 083 [[arXiv:1108.4534](#)] [[INSPIRE](#)].