



HAL
open science

Divergence-free Wavelet Projection Method for Incompressible Viscous Flow

Souleymane Kadri Harouna, Valérie Perrier

► **To cite this version:**

Souleymane Kadri Harouna, Valérie Perrier. Divergence-free Wavelet Projection Method for Incompressible Viscous Flow. 2012. hal-00798417

HAL Id: hal-00798417

<https://hal.science/hal-00798417>

Preprint submitted on 8 Mar 2013

HAL is a multi-disciplinary open access archive for the deposit and dissemination of scientific research documents, whether they are published or not. The documents may come from teaching and research institutions in France or abroad, or from public or private research centers.

L'archive ouverte pluridisciplinaire **HAL**, est destinée au dépôt et à la diffusion de documents scientifiques de niveau recherche, publiés ou non, émanant des établissements d'enseignement et de recherche français ou étrangers, des laboratoires publics ou privés.

DIVERGENCE-FREE WAVELET PROJECTION METHOD FOR INCOMPRESSIBLE VISCOUS FLOW

SOULEYMANE KADRI HAROUNA* AND VALÉRIE PERRIER†

Abstract. We present a new wavelet numerical scheme for the discretization of Navier-Stokes equations with physical boundary conditions. The temporal discretization of the method is inspired from the projection method. Helmholtz-Hodge decomposition using divergence-free and curl-free wavelet bases satisfying physical boundary conditions allows to define the projection operator. This avoids the use of Poisson equation solver and reduce the steps of usual methods with more accuracy. Numerical experiments conducted on lid driven cavity flow simulation show the effectiveness and the precision of the method.

Key words. Divergence-free wavelets, Navier-Stokes simulation, physical boundary conditions

1. Introduction. The numerical simulation of turbulent flows is a continuing challenge encountered in several scientific areas: oceanography, engineering, etc. Turbulent flows are modeled by the Navier-Stokes equations, which are derived from Newtonian laws in the context of hydrodynamics [29]. The incompressible version of these equations are:

$$\begin{cases} \mathbf{v}_t - \nu \Delta \mathbf{v} + (\mathbf{v} \cdot \nabla) \mathbf{v} + \nabla p = 0 \\ \nabla \cdot \mathbf{v} = 0 \end{cases} \quad (1.1)$$

on $\Omega \subset \mathbb{R}^d$, where $\mathbf{v} \in \mathbb{R}^d$ denotes the velocity vector field, $p \in \mathbb{R}$ is the pressure and $\nu > 0$ is the kinematic viscosity. In the following, the two-dimensional equations ($d = 2$) are considered, the extension to higher dimension being straightforward.

To take into account the physics of the problem, one supposes that the fluid is confined in Ω , so it does not cross the boundary $\Gamma = \partial\Omega$. In this case, the velocity field \mathbf{v} must be tangential to the boundary:

$$\mathbf{v} \cdot \mathbf{n} = 0 \quad \text{on } \Gamma. \quad (1.2)$$

The viscous friction of the fluid particles leads to no slip on the boundary Γ :

$$\mathbf{v} = 0 \quad \text{on } \Gamma. \quad (1.3)$$

One can also study a particular region of the fluid, so it is not confined in Ω : the fluid can pass through Γ . In this case, we suppose known the velocity \mathbf{v} on the boundary:

$$\mathbf{v} = \mathbf{g} \quad \text{on } \Gamma, \quad (1.4)$$

with $\int_{\Gamma} \mathbf{g} \cdot \mathbf{n} ds = 0$ to satisfy the incompressibility constraint.

The difficulty in the numerical resolution of Navier-Stokes equations comes from the nature of equations which are nonlinear. The interest of the velocity-pressure

*Laboratoire Mathématiques, Images et Applications (MIA), Université de La Rochelle, Avenue Michel Crépeau, 17042 La Rochelle Cedex, France (souleymane.kadri_harouna@univ-lr.fr).

†Laboratoire Jean-Kuntzmann, Université de Grenoble, CNRS, 38041 Grenoble Cedex 9, France (valerie.perrier@imag.fr).

formulation is that physical boundary condition (1.2), (1.3) or (1.4) can be easily incorporated into the numerical approximation of \mathbf{v} . The projection method has for advantage to decouple the computation of the velocity \mathbf{v} and the pressure p [7, 28].

To incorporate the incompressibility constraint and boundary conditions, we consider the divergence-free function space with free-slip boundary condition:

$$\mathcal{H}_{div}(\Omega) = \{\mathbf{u} \in (L^2(\Omega))^2 : \nabla \cdot \mathbf{u} = 0, \mathbf{u} \cdot \mathbf{n}|_{\Gamma} = 0\}. \quad (1.5)$$

By Stokes theorem, the space $\mathcal{H}_{div}(\Omega)$ is orthogonal to any gradient in $(L^2(\Omega))^2$ [18]. Then, projecting the Navier-Stokes equations (1.1) onto $\mathcal{H}_{div}(\Omega)$ yields:

$$\begin{cases} \mathbf{v}_t + \mathbb{P}[-\nu\Delta\mathbf{v} + (\mathbf{v} \cdot \nabla)\mathbf{v}] = 0, & \text{on } \Omega \\ \nabla \cdot \mathbf{v} = 0 \end{cases} \quad (1.6)$$

where \mathbb{P} denotes the orthogonal projector from $(L^2(\Omega))^2$ to $\mathcal{H}_{div}(\Omega)$. According to the Helmholtz-Hodge decomposition, the pressure verifies the following equation:

$$\nabla p = -\nu\Delta\mathbf{v} + (\mathbf{v} \cdot \nabla)\mathbf{v} - \mathbb{P}[-\nu\Delta\mathbf{v} + (\mathbf{v} \cdot \nabla)\mathbf{v}]. \quad (1.7)$$

Now the difficulty relies on the integration in time of (1.6). The conventional projection method consists in a splitting of this operator: $\mathbf{v}_t - \nu\mathbb{P}\Delta\mathbf{v}$.

In the simplest case of periodic boundary conditions, the first equation of (1.6) becomes:

$$\mathbf{v}_t - \nu\Delta\mathbf{v} + \mathbb{P}[(\mathbf{v} \cdot \nabla)\mathbf{v}] = 0, \quad (1.8)$$

and the pressure p is recovered via:

$$\nabla p = \mathbf{v} - \mathbb{P}[(\mathbf{v} \cdot \nabla)\mathbf{v}] \quad (1.9)$$

This formulation was used by [13, 14] to derive a divergence-free wavelet resolution method. One can remark that this approach is very close to the projection method, since the numerical resolution of (1.8) reduces to a heat kernels integration with source term as the projection onto divergence-free function space of the nonlinear term $\mathbb{P}[(\mathbf{v} \cdot \nabla)\mathbf{v}]$. Using a backward Euler schemes in time, the method of [13, 14] is summarized as follows: starting with \mathbf{v}^n , compute \mathbf{v}^{n+1} by

$$\mathbf{v}^{n+1} - \mathbf{v}^n - \delta t \nu \Delta \mathbf{v}^{n+1} + \delta t \mathbb{P}[(\mathbf{v}^n \cdot \nabla)\mathbf{v}^n] = 0, \quad (1.10)$$

where the term $(\mathbf{v}^n \cdot \nabla)\mathbf{v}^n$ is computed explicitly on the mesh grid points. Each time step requires the computation of projector \mathbb{P} , which is done using an iterative algorithm [12]. The method gives rise to sparse representation of the velocity and coherent structures of the flow, then an adaptive discretizations can be derived easily. Our objective in the next coming sections is to provide an effective numerical method similar to (1.10), more flexible for desired boundary conditions and easy to implement.

In the case of physical boundary conditions (1.2), (1.3) and (1.4) the situation becomes more complicated. The projector \mathbb{P} does not more commute with the Laplacian operator:

$$\mathbb{P}(\Delta\mathbf{v}) \neq \Delta\mathbb{P}(\mathbf{v}). \quad (1.11)$$

Taking the divergence of (1.7), we see that p is linked to the nonlinear term $(\mathbf{v} \cdot \nabla)\mathbf{v}$ by:

$$\Delta p = \nabla \cdot [(\mathbf{v} \cdot \nabla)\mathbf{v}]. \quad (1.12)$$

The resulting equations (1.6), (1.9), (1.7) and (1.12) can be solved by standard methods for heat and Poisson equation, for which a large number of works exist [18, 29].

From another point of view, the construction of divergence-free wavelet bases on square /cubic domains satisfying physical boundary conditions [24, 26, 27], allows to have an explicit wavelet method to compute the Helmholtz-Hodge decomposition [25]. Based on this new numerical issue to compute the projector \mathbb{P} , we present a new formulation of the projection method for Navier-Stokes equations [1, 7, 20, 28]. The method will not use a Poisson solver as in usual approaches.

The layout of the paper is as follows. In Section 2 we recall the setting of divergence-free wavelet bases on the square satisfying boundary conditions, and the computation of the Leray-Hopf projector \mathbb{P} . In Section 3 we present the classical divergence-free wavelets schemes for the Stokes equations and we use the ingredients of previous sections to derive a new projection method for Navier-Stokes equations based on divergence-free wavelets. Section 4 presents numerical results that valid our method.

2. Divergence-free and Curl-free Wavelets on $[0, 1]^2$. This section introduces the principles of the construction and main properties of divergence-free and curl-free wavelets bases. The construction will be provided on the square $[0, 1]^2$ and for more details see [25].

2.1. Divergence-free and Curl-free Wavelets . Since the seminal works of Lemarié-Rieusset and collaborators [19, 21], the construction of divergence-free and curl-free wavelets is based on one-dimensional multiresolution analyses linked by differentiation / integration. It follows two principle steps:

(i) Construct two biorthogonal multiresolution analyses of $L^2(0, 1)$ denoted (V_j^1, \tilde{V}_j^1) and (V_j^0, \tilde{V}_j^0) satisfying:

$$\frac{d}{dx}V_j^1 = V_j^0 \quad \text{and} \quad \tilde{V}_j^0 = \left\{ \int_0^x f(t)dt : f \in \tilde{V}_j^1 \right\} \cap H_0^1(0, 1). \quad (2.1)$$

Each space is spanned by scaling functions

$$V_j^1 = \text{span}\{\varphi_{j,k}^1 ; 0 \leq k \leq N_j - 1\} \quad \text{and} \quad \tilde{V}_j^1 = \text{span}\{\tilde{\varphi}_{j,k}^1 ; 0 \leq k \leq N_j - 1\}, \quad (2.2)$$

and

$$V_j^0 = \text{span}\{\varphi_{j,k}^0 ; 0 \leq k \leq N_j - 2\} \quad \text{and} \quad \tilde{V}_j^0 = \text{span}\{\tilde{\varphi}_{j,k}^0 ; 0 \leq k \leq N_j - 2\}, \quad (2.3)$$

whose dimension $N_j \simeq 2^j$ depends on some *free* integer parameters (δ_0, δ_1) . The scaling functions $\varphi_{j,k}^1$ satisfy $\varphi_{j,k}^1 = 2^{j/2}\varphi^1(2^j x - k)$ inside the interval $[0, 1]$, but this is no more true near the boundaries 0 and 1 (idem for $\tilde{\varphi}_{j,k}^1$). In practice, the scale index j must be great than some index j_{min} , to avoid boundary effects [23]. The biorthogonality between bases writes: $\langle \varphi_{j,k}^1 / \tilde{\varphi}_{j,k'}^1 \rangle = \delta_{k,k'}$.

Biorthogonal wavelets are bases of the complement spaces of (V_j^1, \tilde{V}_j^1) , denoted (W_j^1, \tilde{W}_j^1) :

$$W_j^1 = V_{j+1}^1 \cap (\tilde{V}_j^1)^\perp \quad \tilde{W}_j^1 = \tilde{V}_{j+1}^1 \cap (V_j^1)^\perp. \quad (2.4)$$

These spaces are generated by finite dimensional biorthogonal wavelet bases on the interval [23]:

$$W_j^1 = \text{span}\{\psi_{j,k}^1; 0 \leq k \leq 2^j - 1\} \quad \text{and} \quad \tilde{W}_j^1 = \text{span}\{\tilde{\psi}_{j,k}^1; 0 \leq k \leq 2^j - 1\} \quad (2.5)$$

Biorthogonal wavelet bases of $W_j^0 = \text{span}\{\psi_{j,k}^0\}_{j \geq j_{min}}$ and $\tilde{W}_j^0 = \text{span}\{\tilde{\psi}_{j,k}^0\}_{j \geq j_{min}}$ are simply defined by respectively differentiating and integrating the wavelets bases of $(W_j^1, \tilde{W}_j^1)_{j \geq j_{min}}$ [19, 26]:

$$\psi_{j,k}^0 = 2^{-j}(\psi_{j,k}^1)' \quad \text{and} \quad \tilde{\psi}_{j,k}^0 = -2^j \int_0^x \tilde{\psi}_{j,k}^1 \quad (2.6)$$

Homogeneous Dirichlet boundary conditions can be simply imposed on (V_j^1, \tilde{V}_j^1) by removing scaling functions that reproduce constant at each boundary 0 and 1, prior biorthogonalization [23]. Then, the spaces

$$V_j^d = V_j^1 \cap H_0^1(0, 1) = \text{span}\{\varphi_{j,k}^1; 1 \leq k \leq N_j - 2\} \quad (2.7)$$

and

$$\tilde{V}_j^d = \tilde{V}_j^1 \cap H_0^1(0, 1) = \text{span}\{\tilde{\varphi}_{j,k}^1; 1 \leq k \leq N_j - 2\} \quad (2.8)$$

provide biorthogonal multiresolution analyses for $H_0^1(0, 1)$ [9, 10, 23].

(ii) Divergence-free and Curl-free Wavelets Construction

Following (1.5), $\mathcal{H}_{div}(\Omega)$ is the curl of $H_0^1(\Omega)$ stream functions and $\mathcal{H}_{curl}(\Omega)$ is the gradient of $H_0^1(\Omega)$ potentials:

$$\mathcal{H}_{div}(\Omega) = \{\mathbf{u} = \mathbf{curl}(\Psi) : \Psi \in H_0^1(\Omega)\} \quad (2.9)$$

and

$$\mathcal{H}_{curl}(\Omega) = \{\mathbf{u} = \nabla q : q \in H_0^1(\Omega)\}. \quad (2.10)$$

Since the spaces $(V_j^d \otimes V_j^d)_{j \geq j_{min}}$ provide a MRA of $H_0^1(\Omega)$ (2.8), divergence-free and curl-free scaling functions on $\Omega = [0, 1]^2$ are constructed by taking the curl of and the gradient of scaling functions of $V_j^d \otimes V_j^d$ respectively:

$$\Phi_{j,\mathbf{k}}^{div} := \mathbf{curl}[\varphi_{j,k_1}^d \otimes \varphi_{j,k_2}^d] = \begin{cases} \varphi_{j,k_1}^d \otimes (\varphi_{j,k_2}^d)' \\ -(\varphi_{j,k_1}^d)' \otimes \varphi_{j,k_2}^d \end{cases}, \quad 1 \leq k_1, k_2 \leq N_j - 2 \quad (2.11)$$

and

$$\Phi_{j,\mathbf{k}}^{curl} := \mathbf{grad}[\varphi_{j,k_1}^d \otimes \varphi_{j,k_2}^d] = \begin{cases} (\varphi_{j,k_1}^d)' \otimes \varphi_{j,k_2}^d \\ \varphi_{j,k_1}^d \otimes (\varphi_{j,k_2}^d)' \end{cases}, \quad 1 \leq k_1, k_2 \leq N_j - 2 \quad (2.12)$$

The choice of spaces V_j^d ensures the orthogonality between scaling functions $\Phi_{j,\mathbf{k}}^{div}$ and $\Phi_{j,\mathbf{k}}^{curl}$. Moreover, boundary conditions are satisfied by construction.

Let $\{\psi_{j,\mathbf{k}}^d\}$ be the wavelet basis of $W_j^d = V_{j+1}^d \cap (\tilde{V}_j^d)^\perp$. Accordingly, anisotropic divergence-free and curl-free wavelets on $[0, 1]^2$ are constructed by taking respectively the curl and the gradient of the three types of scalar anisotropic wavelets associated to $V_j^d \otimes V_j^d$:

$$\begin{aligned}\Psi_{j,\mathbf{k}}^{div,1} &:= \mathbf{curl}[\varphi_{j_{min},k}^d \otimes \psi_{j_2,k_2}^d] & \text{and} & & \Psi_{j,\mathbf{k}}^{curl,1} &:= \nabla[\varphi_{j_{min},k}^d \otimes \psi_{j_2,k_2}^d], \\ \Psi_{j,\mathbf{k}}^{div,2} &:= \mathbf{curl}[\psi_{j_1,k_1}^d \otimes \varphi_{j_{min},k}^d] & \text{and} & & \Psi_{j,\mathbf{k}}^{curl,2} &:= \nabla[\psi_{j_1,k_1}^d \otimes \varphi_{j_{min},k}^d], \\ \Psi_{j,\mathbf{k}}^{div,3} &:= \mathbf{curl}[\psi_{j_1,k_1}^d \otimes \psi_{j_2,k_2}^d] & \text{and} & & \Psi_{j,\mathbf{k}}^{curl,3} &:= \nabla[\psi_{j_1,k_1}^d \otimes \psi_{j_2,k_2}^d].\end{aligned}$$

2.2. Leray-Hopf Projector Computation . In this section we introduce briefly some settings and definitions to compute in practice the Leray-Hopf projector \mathbb{P} , using divergence-free wavelet bases.

The divergence-free wavelet basis constructed in Section 2 provides an alternative wavelet basis for $\mathcal{H}_{div}(\Omega)$:

$$\mathcal{H}_{div}(\Omega) = \text{span}\{\Psi_{j,\mathbf{k}}^{div}\}, \quad \forall j, \mathbf{k}, \quad \nabla \cdot \Psi_{j,\mathbf{k}}^{div} = 0 \quad \text{and} \quad \Psi_{j,\mathbf{k}}^{div} \cdot \mathbf{n} = 0. \quad (2.13)$$

The Helmholtz-Hodge decomposition theorem states that for any vector field $\mathbf{u} \in L^2(\Omega)^2$, there exist unique $q \in H^1(\Omega)$ with $\int_\Omega q = 0$, such that:

$$\mathbf{u} = \mathbf{u}_{div} + \nabla q \quad \text{and} \quad \mathbb{P}(\mathbf{u}) = \mathbf{u}_{div}. \quad (2.14)$$

Searching \mathbf{u}_{div} in terms of its divergence-free wavelet series

$$\mathbf{u}_{div} = \sum_{j,\mathbf{k}} d_{j,\mathbf{k}}^{div} \Psi_{j,\mathbf{k}}^{div}, \quad (2.15)$$

and by the orthogonality $\Psi_{j,\mathbf{k}}^{div} \perp \nabla q$ in $(L^2(\Omega))^2$, we obtain:

$$\langle \mathbf{u}, \Psi_{j,\mathbf{k}}^{div} \rangle = \langle \mathbf{u}_{div}, \Psi_{j,\mathbf{k}}^{div} \rangle. \quad (2.16)$$

Accordingly the computation of coefficients $(d_{j,\mathbf{k}}^{div})$ is reduced to the resolution of a linear systems:

$$\mathbb{M}_{div}(d_{j,\mathbf{k}}^{div}) = (\langle \mathbf{u}, \Psi_{j,\mathbf{k}}^{div} \rangle) \quad (2.17)$$

where \mathbb{M}_{div} denotes the Gram matrix of the basis $\{\Psi_{j,\mathbf{k}}^{div}\}$ and the computation of its elements and the right term $(\langle \mathbf{u}, \Psi_{j,\mathbf{k}}^{div} \rangle)$ in (2.17) are done following [25]. Since in dimension $d = 2$, the $\Psi_{j,\mathbf{k}}^{div}$ are "curl" functions, the matrix \mathbb{M}_{div} is no more than the matrix of the 2D Laplacian operator on the wavelet basis associated to the multiresolution analysis $(V_j^d \otimes V_j^d)$ of $H_0^1(\Omega)$. Following [8], we showed in [25] that its diagonal is an optimal preconditioner. The tensor structure of the basis allows to reduce the complexity of matrix-vector product $\mathbb{M}_{div}(d_{j,\mathbf{k}}^{div})$. If J is the maximal one dimension space resolution *i.e* $N_J \simeq 2^J$, the theoretical complexity of the inversion of system (2.17) with a preconditioned conjugate gradient method is about $O(2^{3J})$, see [25] for details.

3. A New Projection Method by Divergence-free Wavelets. The purpose in this section is to introduce a new formulation of time discretization of unsteady Stokes and Navier-Stokes equations, for incompressible viscous flows. The method can be seen as a variant of the projection method [1, 7, 20, 28], where we have replaced the operator splitting by an exact Helmholtz-Hodge decomposition of the intermediate velocity field. The method allows to compute the exact velocity field from the intermediate one by using only boundary condition satisfied by this velocity field. Then, we prevent some numerical difficulties and drawbacks related to the computation of the pressure at each time step with artificial boundary conditions [1, 20].

3.1. General Principles of Divergence-free Wavelet Schemes for the Stokes Equations. The use of divergence-free wavelet bases in the numerical simulation of turbulent flow began with the works of Urban [11, 30], for the resolution of stationary Stokes problem:

$$\begin{cases} -\nu\Delta\mathbf{v} + \nabla p = \mathbf{f}, \\ \nabla \cdot \mathbf{v} = 0, \end{cases} \quad (3.1)$$

in $\Omega = [0, 1]^2$, with periodic or homogeneous Dirichlet boundary conditions.

The main advantage of using divergence-free wavelet basis in the resolution of Stokes equations is the direct representation of the incompressibility constraint of the flow. To solve (3.1), as in the Urban's works [30, 31] variational approach with a Galerkin type approximation can be used. In this case, the velocity field \mathbf{v} is searched in terms of its divergence-free wavelet coefficients:

$$\mathbf{v}(x) = \sum_{\mathbf{j}, \mathbf{k}} d_{\mathbf{j}, \mathbf{k}} \Psi_{\mathbf{j}, \mathbf{k}}^{div}(x). \quad (3.2)$$

Replacing (3.2) in (3.1), the computation of coefficients $d_{\mathbf{j}, \mathbf{k}}$ is done by solving a linear system with the stiffness matrix of divergence-free wavelet basis:

$$\sum_{\mathbf{j}, \mathbf{k}} d_{\mathbf{j}, \mathbf{k}} \langle \nu \nabla \Psi_{\mathbf{j}, \mathbf{k}}^{div}, \nabla \Psi_{\mathbf{j}', \mathbf{k}'}^{div} \rangle = \langle \mathbf{f}, \Psi_{\mathbf{j}', \mathbf{k}'}^{div} \rangle, \quad \forall \mathbf{j}', \mathbf{k}'. \quad (3.3)$$

The matrix of terms $\langle \nu \nabla \Psi_{\mathbf{j}, \mathbf{k}}^{div}, \nabla \Psi_{\mathbf{j}', \mathbf{k}'}^{div} \rangle$ is symmetric and the associated bilinear form is coercive [30]. The problem is thus reduced to an elliptic problem on the divergence-free function space and standard estimations on the truncature error and on the regularity of the solution can be derived. In addition, the formulation (3.3) has the advantage to eliminate directly the pressure p which is computed by a post processing procedure [30].

In comparison with classical approaches based on finite differences, finite elements or wavelet method [5, 18], equation (3.3) has the advantage of reducing the number of degree of freedom: only coefficients $\{d_{\mathbf{j}, \mathbf{k}}\}$ are computed instead of one type of coefficients per components of the velocity \mathbf{v} . Moreover, adaptive methods can be applied and optimal preconditioning for the stiffness matrix can be provided explicitly. However, for homogeneous Dirichlet boundary condition, the method was less effective

in the approximation at the edges and preconditioning becomes a problem in three dimension for example. Since the homogeneous divergence-free wavelets construction of [30] uses only trial functions that have their support strictly inside of Ω , the loss of precision at boundaries creates numerical instabilities.

For the instationary problem, recently Stevenson [27] has proposed a new theoretical variational formulation of the Stokes equations. The method of Stevenson is an extension of Urban's method to the instationary problem and use divergence-free wavelets satisfying a free-slip boundary condition. However, unhomogeneous boundary conditions can not be considered easily in these methods.

Contrarily to Urban and Stevenson works, our objective in next coming sections consists on developing a method that uses Galerkin variational formulation with standard wavelet basis and the Leray-Hopf projector \mathbb{P} . Especially to construct a new projection method using divergence-free wavelets satisfying the free-slip boundary condition. The advantage is that classical wavelet method can be used to solve the diffusion problem and the incompressibility constraint is incorporated via the projector \mathbb{P} . The approach includes one phase devoted to the temporal discretization and a second one of spacial discretization.

3.1.1. A New Projection Method for the unstationary Stokes equations. We consider in this section the unsteady Stokes problem, with no-slip boundary conditions:

$$\begin{cases} \partial_t \mathbf{v} - \nu \Delta \mathbf{v} + \nabla p = \mathbf{f}, \\ \mathbf{v} = 0 \text{ on } \partial\Omega, \\ \nabla \cdot \mathbf{v} = 0. \end{cases} \quad (3.4)$$

For the temporal discretization of equations (3.4) we use finite difference method. Given a time step δt and considering the approximation $\mathbf{v}^n(x) \approx \mathbf{v}(x, n\delta t)$, using a backward Euler scheme we get:

$$\frac{\mathbf{v}^{n+1} - \mathbf{v}^n}{\delta t} - \nu \Delta \mathbf{v}^{n+1} + \nabla p^{n+1} = \mathbf{f}^n, \quad \nabla \cdot \mathbf{v}^{n+1} = 0. \quad (3.5)$$

However, scheme (3.5) is inefficient since it requires, at each time step, the evaluation of coupled equations for $(\mathbf{v}^{n+1}, p^{n+1})$.

Let us introduce a new variable $\tilde{\mathbf{v}}$ by setting $\tilde{\mathbf{v}} = \mathbf{v}^{n+1} + \nabla \Phi^{n+1}$, one can prove that $\tilde{\mathbf{v}}$ verifies the following system:

$$\frac{\tilde{\mathbf{v}} - \mathbf{v}^n}{\delta t} - \nu \Delta \tilde{\mathbf{v}} + \nabla [p^{n+1} - \frac{1}{\delta t} \Phi^{n+1} + \nu \Delta \Phi^{n+1}] = \mathbf{f}^n, \quad \mathbf{v}^{n+1} = \mathbb{P}(\tilde{\mathbf{v}}). \quad (3.6)$$

If the pressure p^{n+1} is defined as:

$$p^{n+1} - \frac{1}{\delta t} \Phi^{n+1} + \nu \Delta \Phi^{n+1} = 0, \quad (3.7)$$

then, the system of equations (3.6) reduces to:

$$\frac{\tilde{\mathbf{v}} - \mathbf{v}^n}{\delta t} - \nu \Delta \tilde{\mathbf{v}} = \mathbf{f}^n, \quad \mathbf{v}^{n+1} = \mathbb{P}(\tilde{\mathbf{v}}). \quad (3.8)$$

Equation (3.8) requires the resolution of heat operator and the computation of projector \mathbb{P} which is done as described in Section 2.2. For the spacial operator approximation, we use a Galerkin method on a suitable tensorial wavelet basis.

3.1.2. Spatial discretization of Stokes equations. To discretize in space (3.8), we use the multiresolution analysis of $(L^2(\Omega))^d$ that contains the divergence-free wavelets. A such multiresolution analysis is constituted by the approximation spaces $\mathbf{V}_j = (V_j^1 \otimes V_j^0) \times (V_j^0 \otimes V_j^1)$. Then, the components of $\mathbf{v}^n = (v_1^n, v_2^n)$ are searched under the form of a finite dimensional wavelet series:

$$v_1^n = \sum_{|\mathbf{j}| < j, \mathbf{k}} d_{\mathbf{j}, \mathbf{k}}^1 \psi_{j_1, k_1}^1 \otimes \psi_{j_2, k_2}^0 \quad \text{and} \quad v_2^n = \sum_{|\mathbf{j}| < j, \mathbf{k}} d_{\mathbf{j}, \mathbf{k}}^2 \psi_{j_1, k_1}^0 \otimes \psi_{j_2, k_2}^1, \quad (3.9)$$

and similarly for $\tilde{\mathbf{v}}$ with coefficients $[\tilde{d}_{\mathbf{j}, \mathbf{k}}^1]$ and $[\tilde{d}_{\mathbf{j}, \mathbf{k}}^2]$.

To compute the inverse of the matrix of operator $(1 - \delta t \nu \Delta)$ at each time step we use the method of [6]. This method remains in the context of alternated direction implicit methods. Precisely, for small $\alpha > 0$, we have:

$$(1 - \alpha \Delta) \approx (1 - \alpha \frac{\partial^2}{\partial x^2})(1 - \alpha \frac{\partial^2}{\partial y^2}). \quad (3.10)$$

Thus, in (3.8) we have only to invert the matrix of one-dimensional heat operator $(1 - \delta t \nu \frac{\partial^2}{\partial x^2})$, and this is done once before to start the time integration procedure. Ultimately, the computation of coefficients $[\tilde{d}_{\mathbf{j}, \mathbf{k}}^1]$ and $[\tilde{d}_{\mathbf{j}, \mathbf{k}}^2]$ from those of $\mathbf{v}^n(x)$ is reduced to solving a matrices linear system:

$$\mathcal{A}_{\delta t}^1 [\tilde{d}_{\mathbf{j}, \mathbf{k}}^{1, n}] \mathcal{A}_{\delta t}^0 = \mathcal{M}^1 [d_{\mathbf{j}, \mathbf{k}}^{1, n}] \mathcal{M}^0 + \delta t \mathcal{M}^1 \mathbf{f}_1^n \mathcal{M}^0 \quad (3.11)$$

and

$$\mathcal{A}_{\delta t}^0 [\tilde{d}_{\mathbf{j}, \mathbf{k}}^{2, n}] \mathcal{A}_{\delta t}^1 = \mathcal{M}^0 [d_{\mathbf{j}, \mathbf{k}}^{2, n}] \mathcal{M}^1 + \delta t \mathcal{M}^0 \mathbf{f}_2^n \mathcal{M}^1, \quad (3.12)$$

where $\mathcal{A}_{\delta t}^i$ and \mathcal{M}^i correspond to stiffness matrix of operator $(1 - \delta t \nu \frac{\partial^2}{\partial x^2})$ and mass matrix on the one-dimensional wavelet bases of $\{V_j^i\}_{i=0,1}$. The elements of these matrices are computed analytically by solving an eigenvalue problem [2].

Summarized, starting with an initial value $\tilde{\mathbf{v}}_0(x) = \mathbf{v}_0(x) = \mathbf{v}(0, x)$, compute its coefficients $[\tilde{d}_{\mathbf{j}, \mathbf{k}}^{1, 0}]$ and $[\tilde{d}_{\mathbf{j}, \mathbf{k}}^{2, 0}]$ on $\mathbf{V}_j = (V_j^1 \otimes V_j^0) \times (V_j^0 \otimes V_j^1)$ by an interpolation procedure [24] and for $1 \leq n \leq N$, repeat:

Step 1: Find $[\tilde{d}_{\mathbf{j}, \mathbf{k}}^{1, n}]$ and $[\tilde{d}_{\mathbf{j}, \mathbf{k}}^{2, n}]$ solution of

$$\mathcal{A}_{\delta t}^1 [\tilde{d}_{\mathbf{j}, \mathbf{k}}^{1, n}] \mathcal{A}_{\delta t}^0 = \mathcal{M}^1 [d_{\mathbf{j}, \mathbf{k}}^{1, n}] \mathcal{M}^0 + \delta t \mathcal{M}^1 \mathbf{f}_1^n \mathcal{M}^0$$

$$\mathcal{A}_{\delta t}^0 [\tilde{d}_{\mathbf{j}, \mathbf{k}}^{2, n}] \mathcal{A}_{\delta t}^1 = \mathcal{M}^0 [d_{\mathbf{j}, \mathbf{k}}^{2, n}] \mathcal{M}^1 + \delta t \mathcal{M}^0 \mathbf{f}_2^n \mathcal{M}^1$$

Step 2: Find $[d_{\mathbf{j}, \mathbf{k}}^{div, n+1}]$ solution of

$$\mathcal{M}^1 [\tilde{d}_{\mathbf{j}, \mathbf{k}}^{1, n}] \mathcal{A}_d^0 - (\mathcal{A}_d^0)^T [\tilde{d}_{\mathbf{j}, \mathbf{k}}^{2, n}] \mathcal{M}^1 = \mathcal{M}^1 [d_{\mathbf{j}, \mathbf{k}}^{div, n+1}] \mathcal{R}^1 + \mathcal{R}^1 [d_{\mathbf{j}, \mathbf{k}}^{div, n+1}] \mathcal{M}^1$$

where \mathcal{R}^1 is the stiffness matrix of wavelet basis $\{\psi_{j,k}^d\}$, its terms correspond to $\langle (\psi_{j,k}^d)', (\psi_{j',k'}^d)' \rangle$ and the terms of \mathcal{A}_d^0 correspond to $\langle \psi_{j,k}^0, (\psi_{j',k'}^d)' \rangle$.

Step 3: Compute $[d_{j,k}^{1,n+1}]$ and $[d_{j,k}^{2,n+1}]$ from $[d_{j,k}^{div,n+1}]$ using the change of basis between $\{(\psi_{j,k}^1)'\}$ and $\{\psi_{j,k}^0\}$.

As the matrices $\mathcal{A}_{\delta t}^1$ and $\mathcal{A}_{\delta t}^0$ are inverted once before starting the algorithm, Step 1 is thus only a matrix multiplication. If J denotes the maximal space resolution, the theoretical complexity of this step is $O(2^{3J})$. Step 2 correspond to $\mathbf{v}^{n+1} = \mathbb{P}(\tilde{\mathbf{v}})$ and it is solved with a preconditioned conjugate gradient method, then its theoretical complexity is $O(2^{3J})$. The last step is a change of basis, which complexity is linear. We deduce that the theoretical complexity of the method is about $O(2^{3J})$.

3.1.3. Stability and consistency analysis. The main concerns in this section is to analyze the stability and consistency of the modified projection method (3.8), for the Stokes problem. For sake of simplicity we take $\mathbf{f}^n = 0$ in (3.8) and suppose that $\mathbf{v}^n \in L^2(\Omega)^d$ and *regular* enough.

To prove the stability of our schemes, standard energy estimate will be used with $\tilde{\mathbf{v}}$ as test function, thanks to the boundary conditions on $\tilde{\mathbf{v}}$. Taking the inner product of equation (3.8) with $2\tilde{\mathbf{v}}$, we have

$$\|\tilde{\mathbf{v}}\|_{L^2}^2 + \|\tilde{\mathbf{v}} - \mathbf{v}^n\|_{L^2}^2 - \|\mathbf{v}^n\|_{L^2}^2 + 2\nu\delta t \|\nabla\tilde{\mathbf{v}}\|_{L^2}^2 = 0. \quad (3.13)$$

Since $\tilde{\mathbf{v}} = \mathbf{v}^{n+1} + \nabla\phi^{n+1}$, which is an orthogonal decomposition in $L^2(\Omega)^d$, equation (3.13) is simplified as

$$\|\mathbf{v}^{n+1}\|_{L^2}^2 + \|\mathbf{v}^{n+1} - \mathbf{v}^n\|_{L^2}^2 + 2\|\nabla\phi^{n+1}\|_{L^2}^2 - \|\mathbf{v}^n\|_{L^2}^2 + 2\nu\delta t \|\nabla\tilde{\mathbf{v}}\|_{L^2}^2 = 0. \quad (3.14)$$

Then the modified projection method (3.7) and (3.8) is unconditionally stable for the Stokes equations.

The consistency of the method is a consequence of the following theorem

THEOREM 3.1. *Let \mathbf{v} be a solution of Stokes equations starting from a smooth initial data $\mathbf{v}_0(x)$ and let $\mathbf{v}_{\delta t}$ be the numerical solution of the semi-discrete modified projection method (3.7) and (3.8), then:*

$$\|\mathbf{v} - \mathbf{v}_{\delta t}\|_{L^\infty([0,T];L^2)} \leq C_1\delta t, \quad (3.15)$$

$$\|\nabla\mathbf{v} - \nabla\mathbf{v}_{\delta t}\|_{L^\infty([0,T];L^2)} \leq C_2\delta t^{1/2}. \quad (3.16)$$

Proof. Let \mathbf{v}^{n+1} be the solution of (3.7) and (3.8) computed from $\mathbf{v}^n = \mathbf{v}(x, n\delta t)$. Then the consistency error ϵ^{n+1} is defined by: $\epsilon^{n+1} = \mathbf{v}(x, n\delta t + \delta t) - \mathbf{v}^{n+1}$. This error is linked to $\tilde{\mathbf{v}}$ by:

$$\tilde{\mathbf{v}} = \mathbf{v}(x, n\delta t + \delta t) + \nabla\Phi^{n+1} - \epsilon^{n+1}. \quad (3.17)$$

Replacing (3.17) in (3.8) and using (3.7), we get:

$$-\epsilon^{n+1} + \nu\delta t\Delta\epsilon^{n+1} + \delta t\nabla p^{n+1} + \mathbf{v}(x, n\delta t + \delta t) - \mathbf{v}^n - \nu\delta t\Delta\mathbf{v}(x, n\delta t + \delta t) = 0. \quad (3.18)$$

The Taylor expansion series of $\mathbf{v}(x, n\delta t + \delta t)$ gives:

$$\mathbf{v}(x, n\delta t + \delta t) = \mathbf{v}^n + \delta t \partial_t \mathbf{v}(x, n\delta t) + O(\delta t^2), \quad (3.19)$$

the terms $\mathbf{v}(x, n\delta t + \delta t) - \mathbf{v}^n - \nu \delta t \Delta \mathbf{v}(x, n\delta t + \delta t)$ of (3.18) are simplified as:

$$\mathbf{v}(x, n\delta t + \delta t) - \mathbf{v}^n - \nu \delta t \Delta \mathbf{v}(x, n\delta t + \delta t) = \delta t [\partial_t \mathbf{v}(x, n\delta t) - \nu \Delta \mathbf{v}(x, n\delta t)] + O(\delta t^2).$$

Since $\partial_t \mathbf{v}(x, n\delta t) - \nu \Delta \mathbf{v}(x, n\delta t) = -\nabla p(x, n\delta t)$, equation (3.18) rewritten as:

$$-\epsilon^{n+1} + \nu \delta t \Delta \epsilon^{n+1} = \delta t \nabla [p(x, n\delta t) - p^{n+1}] + O(\delta t^2). \quad (3.20)$$

By definition, ϵ^{n+1} is divergence-free: $\nabla \cdot \epsilon^{n+1} = 0$. Taking $-\epsilon^{n+1}$ as a test function in (3.21) yields:

$$\frac{1}{2} \|\epsilon^{n+1}\|_{L^2}^2 + \nu \delta t \|\nabla \epsilon^{n+1}\|_{L^2}^2 \leq C \delta t^2, \quad (3.21)$$

which ends the proof. \square

The spacial approximation error depends on the regularity of the solution \mathbf{v} and the approximation order of the scaling function basis. If the dual wavelet basis has r vanishing moments:

$$\int_{\mathbb{R}} x^k \tilde{\psi}(x) dx = 0, \quad 0 \leq k \leq r-1, \quad (3.22)$$

for all $0 \leq s \leq r-1$, the following Jackson type estimation holds:

$$\|\mathbf{v} - \mathbf{P}_j(\mathbf{v})\|_{L^2} \leq C 2^{-js} \|\mathbf{v}\|_{H^s(\Omega)}. \quad (3.23)$$

For edge scaling functions, the constant C in (3.23) is very important compared to internal scaling functions, this increases the numerical approximation error at the edges, which goes to zeros as j goes to infinity, see [24].

To investigate the convergence rates of the method, two numerical tests are conducted. The first one to evaluate the time discretization error and the second one to evaluate the spatial discretization error. As exact solution, we used:

$$\begin{cases} \mathbf{v}_1(x, y) = \cos(2\pi x) \sin(2\pi y) - \sin(2\pi y), \\ \mathbf{v}_2(x, y) = -\sin(2\pi x) \cos(2\pi y) + \sin(2\pi x), \\ p(x, y) = \cos(2\pi x) - \cos(2\pi y). \end{cases} \quad (3.24)$$

The right-hand side term \mathbf{f} is computed appropriately to ensure that (3.24) is the exact solution of (3.1) with $\nu = 1/8\pi^2$. The final time of the simulation is $t = 10^{-2}$, the maximal space resolution is fixed at $j = 8$ and the wavelet generators of (V_j^1, \tilde{V}_j^1) correspond to biorthogonal spline with $r = \tilde{r} = 3$.

REMARK 3.1.

We notify that to achieve these experiences, all techniques on interpolation and extrapolation with biorthogonal multiresolution analyses on the interval $[0, 1]$ must be well understood. We refer to [23, 24] for more details.

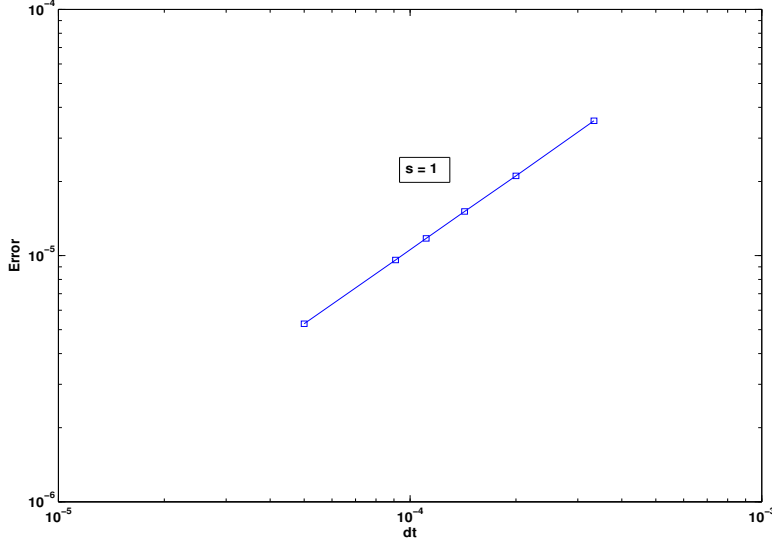


FIGURE 3.1. Time discretization ℓ^2 -error on \mathbf{v} according to the time step δt , log-log scale, $j = 8$ and slope = 1.

	ℓ^2 -errors	νt	ℓ^2 -errors	νt
Backward Euler	1.0446E ⁻⁴	1.26.E ⁻⁴	1.4620E ⁻⁶	1.26E ⁻⁶
Crank-Nicholson	2.8147E ⁻⁵	-	4.9471E ⁻⁸	-

FIGURE 3.2. Time discretization ℓ^2 -errors on \mathbf{v} according to νt .

Since the theoretical rate of convergence is obtained on Fig. 3.1, we investigate also the order of operator approximation (3.10) according to νt on a backward Euler scheme and on a Crank-Nicholson scheme. Fig. 3.2 shows this rate where the time step corresponds to $\delta t = t/10$ in each case. For the spatial discretization error, the final time of the simulation is $t = 10^{-4}$ and $\delta t = t/10$. Fig. (3.3) shows this error. Despite of the edge scaling functions approximation error effect, in the two cases, the expected rates of convergence are obtained.

Backward-Euler				
j	6	7	8	9
L_2 -error	1.9057E ⁻⁴	1.6758E ⁻⁵	1.46208E ⁻⁶	7.1220E ⁻⁷
H^1 -error	3.0627E ⁻⁴	4.1319E ⁻⁵	1.14088E ⁻⁵	7.2127E ⁻⁶
Crank-Nicholson				
j	6	7	8	9
L_2 -error	7.3498E ⁻⁶	6.3924E ⁻⁷	4.9471E ⁻⁸	3.3322E ⁻⁸
H^1 -error	1.0475E ⁻⁴	9.5745E ⁻⁶	1.410E ⁻⁶	8.8480E ⁻⁷

FIGURE 3.3. Spatial discretization ℓ^2 -errors according to the resolution j , for $t = 10^{-4}$.

3.2. Divergence-free Wavelet Schemes for Navier-Stokes Equations .

Divergence-free wavelet schemes in the numerical resolution of Navier-Stokes equations were introduced firstly by Deriaz and Perrier [13, 14]. As mentioned in the introduction, the work of Deriaz and Perrier was limited to periodic boundary conditions. In this section, based on the projection method algorithms [7, 28], we are going to extend the works of [13, 14] to physical boundary conditions. This section gives also more details and precision on the step of projection of the method applied to Stokes equations in Section 3.1.

3.3. Temporal discretization of Navier-Stokes equations. In velocity pressure formulation, with physical boundary conditions, the most famous method in the numerical resolution of Navier-Stokes equations is the projection method [7, 28]. There is many kinds of projection method according to the chosen pressure boundary condition [1]. Without loss of generality, we focus here on the second order boundary approximation in time one, called projection method with accurate pressure boundary condition [15]. The principle steps of this method can be summarized as follows [15]:

- Prediction step: compute an intermediate velocity field $\tilde{\mathbf{v}}$ such as

$$\begin{cases} \frac{\tilde{\mathbf{v}} - \mathbf{v}^n}{\delta t} + (\mathbf{v}^{n+1/2} \cdot \nabla) \mathbf{v}^{n+1/2} = \nu \Delta \frac{\tilde{\mathbf{v}} - \mathbf{v}^n}{2} \\ \tilde{\mathbf{v}} = 0, \quad \text{on } \partial\Omega \end{cases} \quad (3.25)$$

- Correction step: project $\tilde{\mathbf{v}}$ onto the divergence-free functions space to get \mathbf{v}^{n+1}

$$\begin{cases} \tilde{\mathbf{v}} = \mathbf{v}^{n+1} + \delta t \nabla p^{n+1/2}, \\ \nabla \cdot \mathbf{v}^{n+1} = 0, \\ \nabla p^{n+1/2} \cdot \mathbf{n} = -\mathbf{n} \cdot [\nabla \times (\nabla \times \tilde{\mathbf{v}})], \quad \text{on } \partial\Omega \end{cases} \quad (3.26)$$

In the classical approaches [1, 7, 20, 28], to compute the velocity \mathbf{v}^{n+1} , one needs first to solve a Poisson equation:

$$\delta t \Delta p^{n+1/2} = \nabla \cdot \tilde{\mathbf{v}}, \quad (3.27)$$

and the specification of boundary for (3.27) defines the kind of projection operator. Otherwise, taking the inner product of the Navier-Stokes system (1.1) with the unit normal \mathbf{n} and unit tangent \mathbf{t} vectors at $\partial\Omega$ leads respectively to

$$\nabla p \cdot \mathbf{n} = \nu \Delta \mathbf{v} \cdot \mathbf{n} \quad \text{and} \quad \nabla p \cdot \mathbf{t} = \nu \Delta \mathbf{v} \cdot \mathbf{t}. \quad (3.28)$$

Since the velocity \mathbf{v}^{n+1} is unknown in (3.26), boundary condition like (3.28) can not be incorporate directly to (3.27). To deal with this problem, several boundary conditions have been investigated in the literature [15, 20] and the most common one is:

$$\nabla p^{n+1/2} \cdot \mathbf{n} = 0. \quad (3.29)$$

Equation (3.29) defines an artificial Helmholtz decomposition of $\tilde{\mathbf{v}}$. This lack of appropriate boundary conditions for (3.26) is partly the reason of boundary's oscillation problem plaguing the projection method [15]. Particularly, the condition

$\nabla p^{n+1/2} \cdot \mathbf{n} = -\mathbf{n} \cdot [\nabla \times (\nabla \times \tilde{\mathbf{v}})]$ is introduced to have $O(\delta t^2)$ approximation order on \mathbf{v}^{n+1} at boundaries [15].

Since one knows to construct divergence-free wavelets basis satisfying boundary conditions, we are going to use this basis to compute the exact Helmholtz-Hodge decomposition of $\tilde{\mathbf{v}}$ without using a Poisson equations solver.

The Helmholtz-Hodge decomposition theorem is written slightly different on $(H_0^1(\Omega))^d$, it depends on the inner product considered. Moreover the divergence-free function subspace of $(H_0^1(\Omega))^d$ corresponds to:

$$\mathcal{H}_{div,0}(\Omega) = \{\mathbf{u} \in (H_0^1(\Omega))^d : \nabla \cdot \mathbf{u} = 0\}. \quad (3.30)$$

Since $\mathcal{H}_{div,0}(\Omega)$ is a proper closed subspace of $(H_0^1(\Omega))^d$, we have:

$$(H_0^1(\Omega))^d = \mathcal{H}_{div,0}(\Omega) \oplus \mathcal{H}_{div,0}(\Omega)^\perp.$$

Considering the $(H_0^1(\Omega))^d$ standard inner product defined by: $(\mathbf{u}, \mathbf{v})_{(H_0^1(\Omega))^d} = (\nabla \mathbf{u}, \nabla \mathbf{v})_{(L^2(\Omega))^d}$, on can see that:

$$\mathcal{H}_{div,0}(\Omega)^\perp = \{(-\Delta)^{-1} \nabla q : q \in L^2(\Omega)\}, \quad (3.31)$$

where $(-\Delta)^{-1}$ denotes the Green's operator related to Dirichlet's homogeneous problem for $-\Delta$ operator, see [18]. Otherwise, a coarse version of De Rham's theorem [18] states that if $\mathbf{f} \in (H^{-1}(\Omega))^d$ satisfies:

$$\langle \mathbf{f}, \mathbf{u} \rangle_{(L^2(\Omega))^d} = 0, \quad \forall \mathbf{u} \in \mathcal{H}_{div,0}(\Omega),$$

then there exists $p \in L^2(\Omega)$ such that:

$$\mathbf{f} = \nabla p.$$

The arising question is can one find scalar potential p such that:

$$(-\Delta)^{-1} \nabla q = \nabla p. \quad (3.32)$$

To answer this, let $\phi_1 \in H_0^2(\Omega)$ and $\phi_2 \in (H_0^1(\Omega))^d$ be respectively the solutions of the following Poisson equations:

$$-\Delta \phi_1 = q \quad \text{and} \quad -\Delta \phi_2 = \nabla q.$$

By the uniqueness of these solutions, we get: $\phi_2 = \nabla \phi_1 = (-\Delta)^{-1} \nabla q$. Indeed, for any $\mathbf{u} \in (H_0^1(\Omega))^d$ we have:

$$\int_{\Omega} \Delta \phi_2 \cdot \mathbf{u} = - \int_{\Omega} \nabla q \cdot \mathbf{u} = \int_{\Omega} q \nabla \cdot \mathbf{u},$$

and replacing q by $-\Delta \phi_1$ leads to:

$$\int_{\Omega} \Delta \phi_2 \cdot \mathbf{u} = - \int_{\Omega} \Delta \phi_1 \nabla \cdot \mathbf{u} = \int_{\Omega} \nabla \Delta \phi_1 \cdot \mathbf{u} = \int_{\Omega} \Delta \nabla \phi_1 \cdot \mathbf{u}.$$

This gives:

$$\phi_2 = \nabla \phi_1 = (-\Delta)^{-1} \nabla q.$$

Then, the space $\mathcal{H}_{div,0}(\Omega)^\perp$ is a curl-free function space derived from scalar potentials and any function $\mathbf{u} \in (H_0^1(\Omega))^d$ can be decomposed as:

$$\mathbf{u} = \mathbf{u}_{div,0} + \nabla p, \quad (3.33)$$

with $p \in H^1(\Omega)$ and $\mathbf{u}_{div,0} \in \mathcal{H}_{div,0}(\Omega)$.

Decomposition (3.33) can not be computed with classical algorithm based on Poisson solver. Taking the inner product of (3.33) with the unit normal \mathbf{n} and unit tangent \mathbf{t} vectors respectively yields:

$$\nabla p \cdot \mathbf{n} = 0 \quad \text{and} \quad \nabla p \cdot \mathbf{t} = 0. \quad (3.34)$$

Satisfying both these boundary conditions on p is very difficult in practice. Thus, system (3.26) is not a Helmholtz-Hodge decomposition, as far as that goes for (3.26) with only boundary condition (3.29). Further, setting $\tilde{\mathbf{v}} = \mathbf{v}^{n+1} + \delta t \nabla p^{n+1/2}$ with both $\tilde{\mathbf{v}}$ and \mathbf{v}^{n+1} in $(H_0^1(\Omega))^d$ leads necessarily to boundary conditions (3.26) on the pressure $p^{n+1/2}$. Moreover, up to an integration constant, each boundary condition in (3.34) defines a unique solution $p^{n+1/2}$ to (3.27), what makes more difficult the numerical resolution.

Analysing differently the problem and trusting the Poisson equations solver, one can take advantage of the boundary conditions like (3.34) and the Helmholtz-Hodge decomposition to derive new correction step for (3.25). Indeed, let $\phi^{n+1/2}$ be a scalar potential in $L^2(\Omega)$ satisfying

$$\tilde{\mathbf{v}} = \mathbf{v}^{n+1} + \delta t \nabla \phi^{n+1/2}, \quad \text{with} \quad \tilde{\mathbf{v}} \in (H_0^1(\Omega))^d. \quad (3.35)$$

Substituting this change of variable in (3.25), it comes that the vector function $\tilde{\mathbf{v}}$ verifies the system

$$\begin{cases} \frac{\tilde{\mathbf{v}} - \mathbf{v}^n}{\delta t} + (\mathbf{v}^{n+1/2} \cdot \nabla) \mathbf{v}^{n+1/2} = \nu \Delta \frac{\tilde{\mathbf{v}} - \mathbf{v}^n}{2} \\ \tilde{\mathbf{v}} = 0, \quad \text{on} \quad \partial\Omega \end{cases} \quad (3.36)$$

and the new correction step is defined by:

$$\mathbf{v}^{n+1} = \mathbb{P}(\tilde{\mathbf{v}}), \quad (3.37)$$

where \mathbb{P} denotes the orthogonal projector from $(H_0^1(\Omega))^d$ onto $\mathcal{H}_{div,0}(\Omega)$, according to the $(L^2(\Omega))^d$ scalar product. Similarly, the pressure $p^{n+1/2}$ is uniquely defined up to a constant from $\phi^{n+1/2}$ by:

$$p^{n+1/2} = \phi^{n+1/2} - \frac{\nu \delta t}{2} \Delta \phi^{n+1/2}. \quad (3.38)$$

In the same way, according to (3.31), if we replace $\nabla \phi^{n+1/2}$ by $(-\Delta)^{-1} \nabla \phi^{n+1/2}$ in (3.35), we can define $p^{n+1/2}$ by:

$$\nabla p^{n+1/2} = (-\Delta)^{-1} \nabla \phi^{n+1/2} + \frac{\nu \delta t}{2} \nabla \phi^{n+1/2}, \quad (3.39)$$

In each two cases, Navier-Stokes formulation (3.36) is a change of variables and this is a great difference from the classical projection methods which are operator's splitting.

REMARK 3.2.

Equation (3.39) is a classical Helmholtz equation with Dirichlet homogeneous boundary condition, for the unknown $(-\Delta)^{-1} \nabla \phi^{n+1/2}$.

3.4. Spacial discretization. The spacial discretization used is the same as for the Stokes equations in Section 3.1. Then, at a given resolution j , the components of \mathbf{v}^n are searched in the form of a finite dimensional wavelet series:

$$\mathbf{v}_1^n = \sum_{|\mathbf{j}| < j, \mathbf{k}} d_{\mathbf{j}, \mathbf{k}}^{1,n} \psi_{j_1, k_1}^1 \otimes \psi_{j_2, k_2}^0 \quad \text{and} \quad \mathbf{v}_2^n = \sum_{|\mathbf{j}| < j, \mathbf{k}} d_{\mathbf{j}, \mathbf{k}}^{2,n} \psi_{j_1, k_1}^0 \otimes \psi_{j_2, k_2}^1, \quad (3.40)$$

and similarly for $\tilde{\mathbf{v}}$ with coefficients $[\tilde{d}_{\mathbf{j}, \mathbf{k}}^1]$ and $[\tilde{d}_{\mathbf{j}, \mathbf{k}}^2]$. Following [1, 20], the nonlinear term $(\mathbf{v}^{n+1/2} \cdot \nabla) \mathbf{v}^{n+1/2}$ is approximated by:

$$(\mathbf{v}^{n+1/2} \cdot \nabla) \mathbf{v}^{n+1/2} = \frac{3}{2} (\mathbf{v}^n \cdot \nabla) \mathbf{v}^n - \frac{1}{2} (\mathbf{v}^{n-1} \cdot \nabla) \mathbf{v}^{n-1}, \quad (3.41)$$

and (3.41) is computed explicitly with finite differences method on the mesh grid points. Next, each component of $(\mathbf{v}^{n+1/2} \cdot \nabla) \mathbf{v}^{n+1/2}$ is projected respectively onto the wavelets basis $\{\psi_{j_1, k_1}^1 \otimes \psi_{j_2, k_2}^0\}$ and $\{\psi_{j_1, k_1}^0 \otimes \psi_{j_2, k_2}^1\}$. This choice impose a CFL condition on the time step [13]: $\delta t \leq C \delta x^{4/3}$.

The computation of coefficients $[\tilde{d}_{\mathbf{j}, \mathbf{k}}^1]$ and $[\tilde{d}_{\mathbf{j}, \mathbf{k}}^2]$ from those of \mathbf{v}^n and $(\mathbf{v}^{n+1/2} \cdot \nabla) \mathbf{v}^{n+1/2}$, is reduced to solving a matrices linear system:

$$\mathcal{A}_{\frac{\delta t}{2}}^1 [\tilde{d}_{\mathbf{j}, \mathbf{k}}^1] \mathcal{A}_{\frac{\delta t}{2}}^0 = \mathcal{R}_{\frac{\delta t}{2}}^1 [d_{\mathbf{j}, \mathbf{k}}^{1,n}] \mathcal{R}_{\frac{\delta t}{2}}^0 - \delta t \mathcal{M}^1 [(\mathbf{v}^{n+1/2} \cdot \nabla) \mathbf{v}^{n+1/2}]_1 \mathcal{M}^0, \quad (3.42)$$

$$\mathcal{A}_{\frac{\delta t}{2}}^0 [\tilde{d}_{\mathbf{j}, \mathbf{k}}^2] \mathcal{A}_{\frac{\delta t}{2}}^1 = \mathcal{R}_{\frac{\delta t}{2}}^0 [d_{\mathbf{j}, \mathbf{k}}^{2,n}] \mathcal{R}_{\frac{\delta t}{2}}^1 - \delta t \mathcal{M}^0 [(\mathbf{v}^{n+1/2} \cdot \nabla) \mathbf{v}^{n+1/2}]_2 \mathcal{M}^1, \quad (3.43)$$

where \mathcal{M}^ϵ , $\mathcal{A}_{\frac{\delta t}{2}}^\epsilon$ and $\mathcal{R}_{\frac{\delta t}{2}}^\epsilon$ correspond to mass matrices and stiffness matrices of operators $(1 - \frac{1}{2} \delta t \nu \Delta)$ and $(1 + \frac{1}{2} \delta t \nu \Delta)$ on the one-dimensional bases of $\{V_j^\epsilon\}_{\epsilon=0,1}$ respectively.

4. Lid driven cavity flow. To validate the divergence-free wavelet modified projection method, in the case of Navier-Stokes equations, we focus on the classical problem of lid-driven cavity flow. This problem has been investigate by many authors since the pioneer work of [3, 17]. Recently, Bruneau and Saad [4] have revised this problem and obtained good results using multigrid solver with various and special numerical discretization technique. The particularity of the work of [4] resides in the special discretization of the convection term and high space resolution are used: $j = 10$ or $j = 11$.

The objective in this section is to compare the results obtains with method (3.36) and (3.37) to those of [3, 4, 17]. Thus, one can evaluate the accuracy and performance of this new method. The wavelet basis generators of (V_j^1, \tilde{V}_j^1) are the biorthogonal spline with three vanishing moments: $r = \tilde{r} = 3$. Since the horizontal velocity \mathbf{v}_1 does not satisfy homogeneous Dirichlet boundary condition, homogenization technique is used for this component [24]. The advection term $(\mathbf{v}^n \cdot \nabla) \mathbf{v}^n$ is computed with a tow-order finite difference method on the mesh grid points. On Fig. 4.1 and Fig. 4.2, we plot the middle horizontal and vertical profiles of the velocity obtained for $j = 7$ and $Re = 1000$, compared to the results of [4] obtained with $j = 10$. Fig. 4.3 and Fig. 4.4, show the values of these profiles for $j = 7$ and $j = 8$, compared to the results of the work of literature.

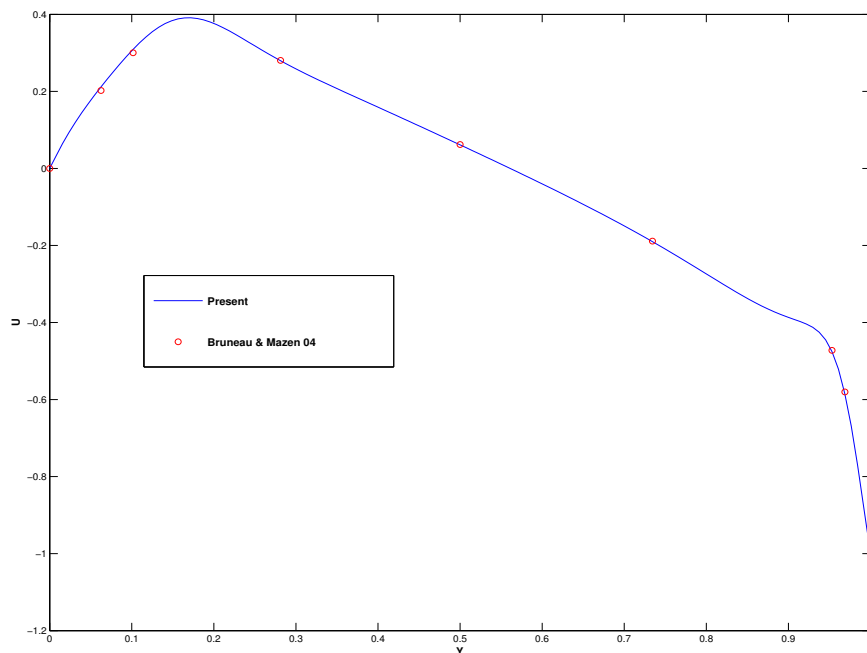


FIGURE 4.1. Horizontal velocity profile v_1 in the middle of the cavity at the steady state. Solid line (present work) and circle (Bruneau et Saad [4]): $Re = 1000$ and $j = 7$.

REFERENCES

- [1] J. B. BELL, P. COLELLA, H. M. GLAZ, *A second-order projection method for the incompressible Navier-Stokes equations*, J. Comput. Phys., 85 (1989) pp. 257–283.
- [2] G. BEYLKIN, *On the representation of operator in bases of compactly supported wavelets*, SIAM J. Numer. Anal., 6 (1992), pp. 1716–1740.
- [3] O. BOTELLA, R. PEYRET, *Benchmark spectral results on the lid-driven cavity flow*, Comput. Fluids, 27 (1998), pp. 421–433.
- [4] C.-H. BRUNEAU, M. SAAD, *The 2D lid-driven cavity problem revised*, Comput. Fluids, 35 (2006), pp. 326–348.
- [5] C. CANUTO, R. MASSON, *Stabilized wavelet approximations of the Stokes problem*, Math. of Comp., 70 (2001), pp. 1397–1416.
- [6] P. CHARTON, V. PERRIER, *A Pseudo-Wavelet Scheme for the Two-Dimensional Navier-Stokes Equations*, Comp. Appl. Math., 15 (1996), pp. 137–157.
- [7] A.J. CHORIN, *Numerical simulation of the Navier-Stokes equation*, Math. Comp., 22 (1968), pp. 745–762.
- [8] A. COHEN, *Numerical Analysis of Wavelet Methods*, Elsevier, 2003.
- [9] A. COHEN, I. DAUBECHIES, J.-C. FEAUVEAU, *Biorthogonal bases of compactly supported wavelets*, Comm. Pure Appl. Maths., 45 (1992), pp. 485–560.
- [10] A. COHEN, I. DAUBECHIES, P. VIAL, *Wavelets on the Interval and Fast Wavelet Transforms*, Appl. Comput. Harmon. Anal., 1 (1993), pp. 54–81.
- [11] W. DAHMEN, K. URBAN, J. VORLOEPER, *Adaptive Wavelet Methods-Basic Concepts and Appli-*

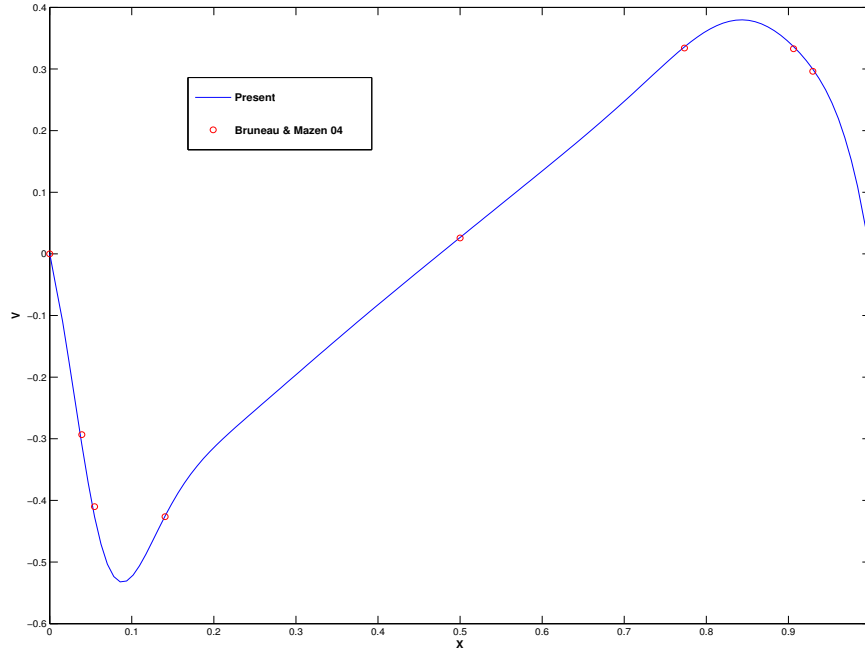


FIGURE 4.2. Vertical velocity profile v_2 in the middle of the cavity at the steady state. Solid line (present work) and circle (Bruneau et Saad [4]): $Re = 1000$ and $j = 7$.

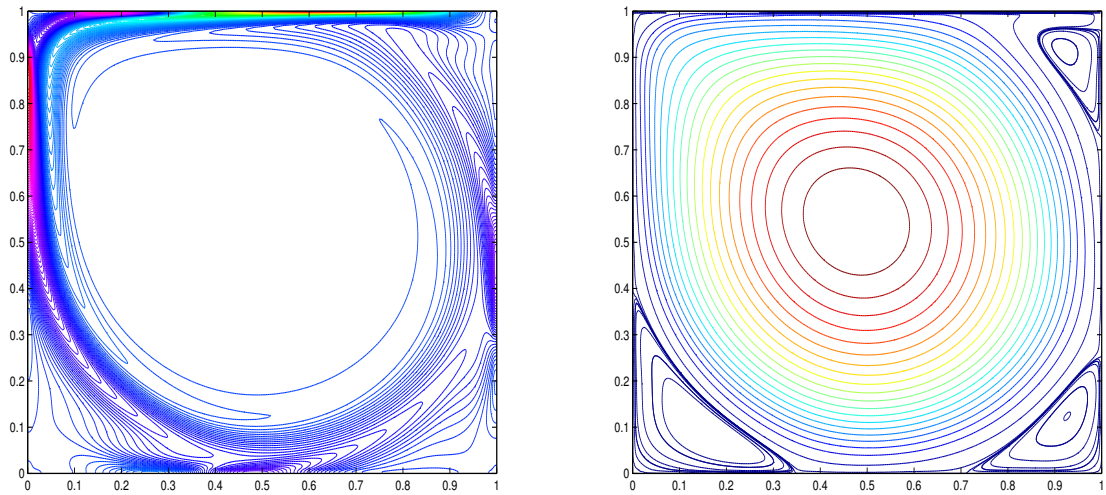
y	v_1 , Present $j = 7$	v_1 , Present $j = 8$	v_1 , Ref. [3]	v_1 , Ref. [4]	v_1 , Ref. [17]
1	-1.0000	-1.0000	-1.0000	-1.0000	-1.0000
0.9688	-0.5850	-0.5809	-0.5808	-0.5803	-0.5749
0.9531	-0.4756	-0.4726	-0.4723	-0.4723	-0.4660
0.7344	-0.1901	-0.1887	-0.1886	-0.1886	-0.1871
0.5000	0.0618	0.0617	0.0620	0.0620	0.0608
0.2813	0.2797	0.2800	0.2803	0.2804	0.2780
0.1016	0.3091	0.3020	0.3004	0.3002	0.2973
0.0625	0.2116	0.2013	0.2023	0.2022	0.2019
0.0000	0.0000	0.0000	0.0000	0.0000	0.0000

FIGURE 4.3. Spatial errors according to the resolution j , for $t = 10^{-4}$.

cations to the Stokes Problem, Wavelet Analysis—Twenty Years Developments, Ding-Xuan Zhou ed., World Scientific, New Jersey, (2002), pp. 39–80.

- [12] E. DERIAZ, V. PERRIER, *Orthogonal Helmholtz decomposition in arbitrary dimension using divergence-free and curl-free wavelets*, Appl. Comput. Harmon. Anal., 26 (2009), pp. 249–269.
- [13] E. DERIAZ, V. PERRIER, *Direct Numerical Simulation of Turbulence using divergence-free wavelets*, SIAM Multis. Model. and Simul., 7 (2008), pp. 1101–1129.
- [14] E. DERIAZ, V. PERRIER, *Divergence-free and curl-free wavelets in 2D and 3D, application to turbulent flows*, J. of Turbulence, 7 (2006), pp. 1–37.
- [15] W. E, J. GUO-LIU, *Projection Method I: Convergence and Numerical Boundary Layers*, SIAM

x	\mathbf{v}_2 , Present $j = 7$	\mathbf{v}_2 , Present $j = 8$	\mathbf{v}_2 , Ref. [3]	\mathbf{v}_2 , Ref. [4]	\mathbf{v}_2 , Ref. [17]
0.0000	0.0000	0.0000	0.0000	0.0000	0.0000
0.0391	-0.3086	-0.2968	-0.2936	-0.2933	-0.2766
0.0547	-0.4267	-0.4137	-0.4103	-0.4101	-0.3918
0.1406	-0.4253	-0.4257	-0.4264	-0.4263	-0.4266
0.5000	0.0266	0.0259	0.0257	0.0258	0.0252
0.7734	0.3359	0.3340	0.2803	0.2804	0.2780
0.9062	0.3364	0.3333	0.3339	0.3339	0.3307
0.9297	0.2998	0.2967	0.2962	0.2962	0.2901
1.0000	0.0000	0.0000	0.0000	0.0000	0.0000

FIGURE 4.4. Spatial errors according to the resolution j , for $t = 10^{-4}$.FIGURE 4.5. Vorticity contour (left) and divergence-free scaling function coefficients contour (right), $Re = 2000$ and $j = 8$.

- J. Numer. Anal., 32 (1995), pp. 1017–1057.
- [16] J. FROHLICH, K. SCHNEIDER, *Numerical Simulation of Decaying Turbulence in an Adaptive Wavelet Basis*, Appl. Comput. Harm. Anal, 3 (1996), pp. 393–397.
- [17] U.GHIA, K. N. GHIA, C. T. SHIN, *High-Re solutions for incompressible flows using Navier-Stokes equations and a multigrid method*, J. Comput. Phys., 48 (1982), pp. 387–411.
- [18] V. GIRAULT, P.A. RAVIART, *Finite element methods for Navier-Stokes equations*, Springer-Verlag Berlin, 1986.
- [19] A. JOUINI, P.G. LEMARIÉ-RIEUSSET, *Analyse multirésolution biorthogonale sur l'intervalle et applications*, Annales de l'I.H.P. Section C, 10 (1993), pp. 453–476.
- [20] J. KIM, P. MOIN, *Application of a fractional-step method to incompressible Navier-Stokes equations*, J. Comp. Phys., 59 (1985), pp. 308–323.
- [21] P. G. LEMARIÉ-RIEUSSET, *Analyses multi-résolutions non orthogonales, commutation entre projecteurs et dérivation et ondelettes vecteurs à divergence nulle*, Revista Matemática Iberoamericana, 8 (1992), pp. 221–236.
- [22] J.-G. LIU, J. LIU, R. PEGO, *Stable and accurate pressure approximation for unsteady incompressible viscous flow*, J. Comput. Phys., 229 (2010), pp. 3428–3453.
- [23] P. MONASSE, V. PERRIER, *Orthogonal Wavelet Bases Adapted For Partial Differential Equations With Boundary Conditions*, SIAM J. Math. Anal., 29 (1998), pp. 1040–1065.

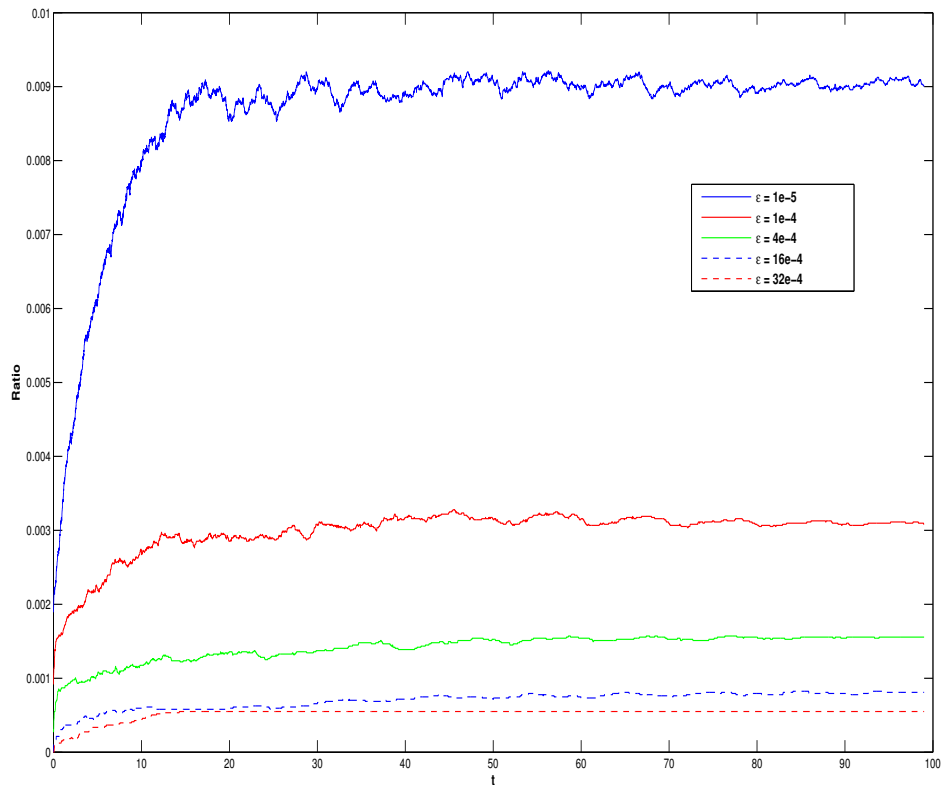


FIGURE 4.6. Evolution of the ratio of divergence-free wavelet coefficients up to a fixed ϵ .

- [24] K.-H. SOULEYMANE, *Ondelettes pour la prise en compte de conditions aux limites en turbulence incompressible*, Phd thesis, Grenoble University, 2010.
- [25] K.-H. SOULEYMANE, V. PERRIER, *Helmholtz-Hodge Decomposition on $[0, 1]^d$ by Divergence-free and Curl-free Wavelets*, accepted for publication, proceedings curves and surfaces conf., Springer Lecture Notes in Computer Science (2011) .
- [26] K.-H. SOULEYMANE, V. PERRIER, *Divergence-free and curl-free wavelets on the square for numerical simulations*, Grenoble University, preprint submitted (2011) .
- [27] R. STEVENSON, *Divergence-free wavelet bases on the hypercube: Free-slip boundary conditions, and applications for solving the instationnary Stokes equations*, Math. Comp. 80 (2011), pp. 1499–1523.
- [28] R. TEMAM, *Sur l'approximation de la solution des équations de Navier-Stokes par la méthode des pas fractionnaires II*, Arch. Rational Mech. Anal. 33 (1969), pp. 377–385.
- [29] R. TEMAM, *Navier Stokes Equations*, North Holland, New York, 1977.
- [30] K. URBAN, *Using divergence-free wavelets for the numerical solution of the Stokes problem*, AMLF'96: Proceedings of the Conference on Algebraic Multilevel Iteration Methods with Applications University of Nijmegen, The Netherlands, 2 (1996), pp. 261–277.
- [31] K. URBAN, *Wavelets in Numerical Simulation*, Springer Berlin, 2002.
- [32] C. WANG, J-G. LIU, *Convergence of Gauge method for incompressible flow*, Math. Comput., 69 (2000), pp. 1385–1407.

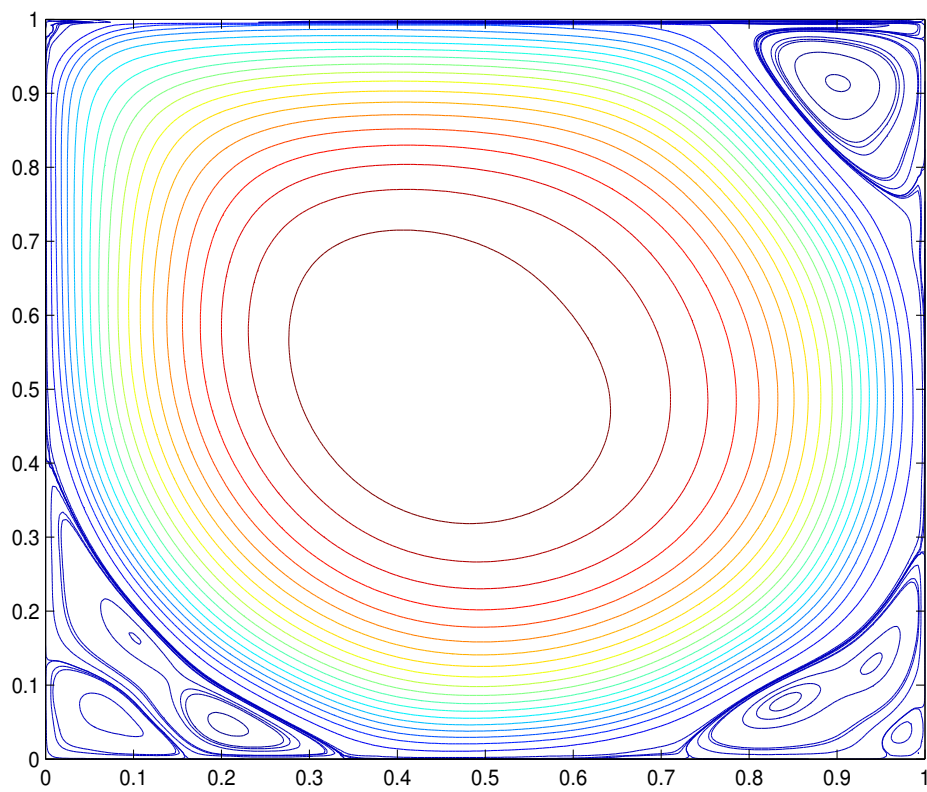


FIGURE 4.7. *Divergence-free scaling function coefficients contour at $t = 80$, $Re = 10000$ and $j = 8$.*




FIGURE 4.8. *Divergence-free wavelet coefficients at different scales j , for $t = 80$ and $Re = 10000$.*