



**HAL**  
open science

## Controllability and Optimal Strokes for N-link Micro-swimmer

Laetitia Giraldi, Pierre Martinon, Marta Zoppello

► **To cite this version:**

Laetitia Giraldi, Pierre Martinon, Marta Zoppello. Controllability and Optimal Strokes for N-link Micro-swimmer. 2013. hal-00798363v1

**HAL Id: hal-00798363**

**<https://hal.science/hal-00798363v1>**

Preprint submitted on 8 Mar 2013 (v1), last revised 27 Apr 2016 (v3)

**HAL** is a multi-disciplinary open access archive for the deposit and dissemination of scientific research documents, whether they are published or not. The documents may come from teaching and research institutions in France or abroad, or from public or private research centers.

L'archive ouverte pluridisciplinaire **HAL**, est destinée au dépôt et à la diffusion de documents scientifiques de niveau recherche, publiés ou non, émanant des établissements d'enseignement et de recherche français ou étrangers, des laboratoires publics ou privés.

# Controllability and Optimal Strokes for N-link Micro-swimmer

L. GIRALDI<sup>1</sup>, P. MARTINON<sup>1</sup> AND M. ZOPPELLO<sup>3</sup>

<sup>1</sup>*CMAP, Ecole Polytechnique, 91128 Palaiseau Cedex, France.*

<sup>3</sup>*Università degli Studi di Padova, Padova, Italy.*

March 11, 2013

**Abstract :** In this paper we focus on the  $N$ -link swimmer, a generalization of the classical Purcell swimmer [18] that was introduced in [1]. We use the simplification of the Resistive Force Theory to derive the motion equation for the swimmer in a fluid with a low Reynolds number, see for instance [12]. We prove that the swimmer is controllable in the whole plane when it is composed by more than 3 sticks and for almost every set of sticks length. As a direct result, we show that there exist an optimal swimming strategy which leads to minimize the time to reach a configuration desired. Numerical experiments on the case of  $N = 3$  (Purcell swimmer) suggest that the optimal strategy is periodic, i.e. composed of a sequence of identical strokes. Our results indicate that this candidate for an optimal stroke indeed gives a  $x$ -displacement twice better than the classical Purcell stroke.

Dedicated Website : <http://www.cmapx.polytechnique.fr/~giraldi/NLinks.Swimmer/>

**Keywords** Low Reynolds number swimming; self-propulsion; controllability; optimal control.

# Contents

<b>1</b>	<b>Introduction</b>	<b>2</b>
1.1	Locomotion at low Reynolds Number . . . . .	2
1.2	Contribution . . . . .	3
<b>2</b>	<b>Setting of the problem</b>	<b>3</b>
2.1	The $N$ -link swimmer . . . . .	3
2.2	Dynamics . . . . .	4
<b>3</b>	<b>Controllability</b>	<b>6</b>
3.1	Classical results in geometric control . . . . .	6
3.2	Regularity . . . . .	7
3.3	Controllability of the Purcell Swimmer ( $N=3$ ) . . . . .	8
3.4	Controllability of the $N$ -link swimmer . . . . .	9
<b>4</b>	<b>Minimum time optimal control problem for the <math>N</math>-Link swimmer</b>	<b>10</b>
4.1	Optimal Time Control Problem Statement . . . . .	10
4.2	Optimization Strategy . . . . .	11
<b>5</b>	<b>Numerical simulations for the Purcell swimmer (<math>N = 3</math>)</b>	<b>11</b>
5.1	The classical Purcell stroke . . . . .	13
5.2	Comparison of the optimal stroke with the classical Purcell stroke . . .	13
5.3	Optimization of other movements: $y$ -displacement and rotation . . . . .	16
<b>6</b>	<b>Conclusions</b>	<b>18</b>

## 1 Introduction

### 1.1 Locomotion at low Reynolds Number

Swimming at a micro scale is a subject of growing interest. A better understanding of the swimmer motion can lead to many useful applications in several fields such as medicine or micro and nano technology. The world of low Reynolds Number is inhabited by the majority of the micro organisms, for this reason the study of their swimming strategy is attracting increasing attention in the recent literature (see for instance [14] for an extensive list of references). One of the pioneering works is probably the one by Taylor in 1951 (see [20]) who introduces a model of swimmer as an infinite sheet in the form of a sinusoidal traveling wave. In this paper, Taylor presents a mathematical setting for the problem of the self-propulsion of this thin undulating filaments. Later in 1977, Purcell proved in [18] that the swimming strategies must change the shape of the swimmer in a non-reciprocal way, in order to permit a displacement through the fluid. In the same paper, he introduced a 3-link swimmer model, known as the "Purcell swimmer", along with a stroke that allowed it to move. More recently, several works have studied in more detail the physical characteristic of the Purcell swimmer as a toy model, see for instance

[19], [6], [1], [17]. Another crucial development for our analysis is the recent emergence of the connection between swimming and Control Theory (see for instance [16],[3], [4], [8],[15], [2]). One of the difficulties is the study of the swimmer-fluid coupling which leads to derive the dynamics of the swimmer. At a micro scale, the non local hydrodynamic forces exerted by the fluid on the swimmer can be approximated with local drag forces depending linearly on the velocity of each point (see [12],[10]). This technique called Resistive Force Theory provides a simplified dynamics of the micro swimmer, that gives results in good agreement with those obtained by the full hydrodynamic, see [1],[10]. We use here the same approach than [1] to derive the dynamics of the  $N$ -link swimmer.

## 1.2 Contribution

In this paper, we present a controllability result for the  $N$ -link swimmer, and a new optimal stroke for displacement in minimum time. First, we prove by geometrical control techniques that for  $N \geq 3$  sticks, the  $N$ -link swimmer is capable to reach any configuration in the plane. More precisely, we show that for almost any swimmer (i.e. for almost every set of sticks length) and for any initial configuration, the swimmer can reach any final position with a fixed final configuration. The global controllability result proved here shows the existence of a suitable shape deformation which leads the swimmer the desired final state. As a direct consequence, we show that the optimal swimming problem, that is to minimize the time to reach a given configuration, is well posed. Therefore, there exists an optimal strategy which leads to the set final position and configuration in minimum time. Finally, we perform some numerical simulations for the Purcell swimmer ( $N = 3$ ), without any assumptions on the structure of the optimal strategy. Our results suggest that the optimal swimming motion is indeed periodic, and we show that the stroke we obtain gives twice a better displacement than the Purcell one.

## 2 Setting of the problem

In this section, we recall the  $N$ -link swimmer introduced in [1], and present its dynamic as a system of three ODEs. The system is linear with respect to the rate of deformation, and has no drift.

### 2.1 The $N$ -link swimmer

The swimmer consists of  $N \in \mathbf{N}$  rigid link with joints at their ends, see Fig. 1. Movement is expressed in the laboratory-frame, defined by the vectors  $(\mathbf{e}_x, \mathbf{e}_y)$ . We set  $\mathbf{e}_z := \mathbf{e}_x \times \mathbf{e}_y$ . The  $i$ -th link is the segment with end points  $\mathbf{x}_i$  and  $\mathbf{x}_{i+1}$ . We note its length  $L_i > 0$  and  $\theta_i$  its angle with the horizontal  $x$ -axis. We define by  $\mathbf{x}_i := (x_i, y_i)$  ( $i = 1, \dots, N$ ) the coordinates of the first end of each link. Note that, for  $i \in \{2 \dots N\}$ , the coordinates  $\mathbf{x}_i$

can be expressed as a function of  $\mathbf{x}_1$ ,  $\theta_k$  and  $L_k$ , with  $k \in \{1 \cdots i - 1\}$ :

$$\mathbf{x}_i := \mathbf{x}_1 + \sum_{k=1}^{i-1} L_k \begin{pmatrix} \cos(\theta_k) \\ \sin(\theta_k) \end{pmatrix}. \quad (1)$$

The swimmer is described by two sets of variables:

- the state variables which specify the position and the orientation of the first link, associated with the triplet  $(\mathbf{x}_1 = (x_1, y_1), \theta_1)$ .
- the shape variables which describe the relative orientations between successive links. For each link with  $i \in [2, \dots, N]$ , we note  $\alpha_i = \theta_i - \theta_{i-1}$  the angle relative to the preceding one. In the following, the vector  $(\alpha_2, \dots, \alpha_N)$  represents the shape of the swimmer.

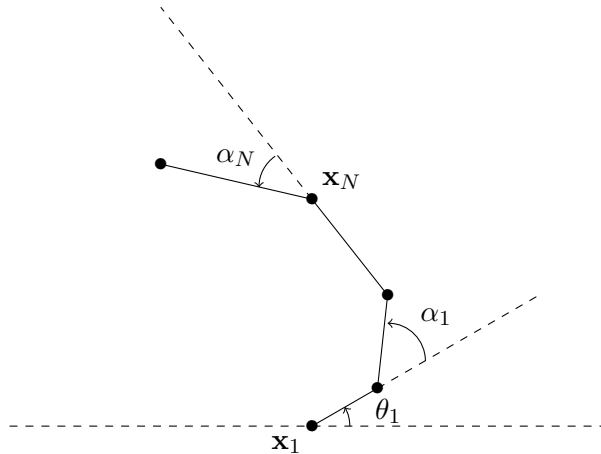


Figure 1: Coordinates for the N-link swimmer.

## 2.2 Dynamics

The dynamics for this swimmer was already described in [1]. We recall in this section the main steps to obtain the equations of motion.

The dynamics of the swimmer stems from Newton laws, in which inertia is neglected. These read

$$\begin{cases} \mathbf{F} = 0, \\ \mathbf{e}_z \cdot \mathbf{T}_{\mathbf{x}_1} = 0, \end{cases} \quad (2)$$

where  $\mathbf{F}$  is the total force exerted on the swimmer by the fluid and  $\mathbf{T}_{\mathbf{x}_1}$  is the corresponding total torque computed with respect to the point  $\mathbf{x}_1$ .

To couple the fluid and the swimmer, we use the local drag approximation of Resistive Force Theory. We denote by  $s$  the arc length coordinate on the  $i$ -th link ( $0 \leq s \leq L_i$ ) and by  $\mathbf{v}_i(s)$  the velocity of the corresponding point. We also introduce the unit vectors in the directions parallel and perpendicular to the  $i$ -th link

$$\mathbf{e}_i = \begin{pmatrix} \cos(\theta_i) \\ \sin(\theta_i) \end{pmatrix} \text{ and } \mathbf{e}_i^\perp = \begin{pmatrix} -\sin(\theta_i) \\ \cos(\theta_i) \end{pmatrix}$$

and write  $\mathbf{x}_i(s) = \mathbf{x}_i + s\mathbf{e}_i$ . By differentiation, we obtain,

$$\mathbf{v}_i(s) = \dot{\mathbf{x}}_i + s\dot{\theta}_i\mathbf{e}_i^\perp. \quad (3)$$

The density of the force  $\mathbf{f}_i$  acting on the  $i$ -th segment is assumed to depend linearly on the velocity. It is defined by

$$\mathbf{f}_i(s) := -\xi(\mathbf{v}_i(s) \cdot \mathbf{e}_i)\mathbf{e}_i - \eta(\mathbf{v}_i(s) \cdot \mathbf{e}_i^\perp)\mathbf{e}_i^\perp, \quad (4)$$

where  $\xi$  and  $\eta$  are respectively the drag coefficients in the directions of  $\mathbf{e}_i$  and  $\mathbf{e}_i^\perp$ . We thus obtain

$$\begin{cases} \mathbf{F} = \sum_{i=1}^N \int_0^{L_i} \mathbf{f}_i(s) ds, \\ \mathbf{e}_z \cdot \mathbf{T}_{\mathbf{x}_1} = \mathbf{e}_z \cdot \sum_{i=1}^N \int_0^{L_i} (\mathbf{x}_i(s) - \mathbf{x}_1) \times \mathbf{f}_i(s) ds. \end{cases} \quad (5)$$

Using (3) and (4) into (5), the total force and torque can be expressed as

$$\mathbf{F} = -\sum_{i=1}^N L_i \xi (\dot{\mathbf{x}}_i \cdot \mathbf{e}_i) \mathbf{e}_i + \left( L_i \eta (\dot{\mathbf{x}}_i \cdot \mathbf{e}_i^\perp) + \frac{L_i^2}{2} \eta \dot{\theta}_i \right) \mathbf{e}_i^\perp, \quad (6)$$

and

$$\begin{aligned} \mathbf{e}_z \cdot \mathbf{T}_{\mathbf{x}_1} = & -\sum_{i=1}^N \frac{L_i^2}{2} \eta (\dot{\mathbf{x}}_i \cdot \mathbf{e}_i^\perp) + \frac{L_i^3}{3} \eta \dot{\theta}_i + (\mathbf{x}_i - \mathbf{x}_1) \\ & \times \left( L_i \xi (\dot{\mathbf{x}}_i \cdot \mathbf{e}_i) \mathbf{e}_i + \left( L_i \eta (\dot{\mathbf{x}}_i \cdot \mathbf{e}_i^\perp) + \frac{L_i^2}{2} \eta \dot{\theta}_i \right) \mathbf{e}_i^\perp \right) \cdot \mathbf{e}_z \end{aligned} \quad (7)$$

Moreover, differentiating (1) gives

$$\dot{\mathbf{x}}_i = \dot{\mathbf{x}}_1 + \sum_{k=1}^{i-1} L_k \dot{\theta}_k \mathbf{e}_k^\perp, \quad (8)$$

which is linear in  $\dot{\mathbf{x}}_1$  and  $(\dot{\theta}_k)_{1 \leq k \leq N}$ .

The angles  $(\dot{\alpha}_k)_{2 \leq k \leq N}$  are a linear combination of  $(\dot{\theta}_k)_{2 \leq k \leq N}$ , thus formulas (6) and (7) are linear in  $\dot{\mathbf{x}}_1$ ,  $\dot{\theta}_1$  and  $(\dot{\alpha}_k)_{2 \leq k \leq N}$ . The coefficients corresponding to the swimmer's position consist in an invertible linear map, known as a "Grand Resistance Matrix", that we note  $\mathbf{A}(\theta_1, \alpha_2, \dots, \alpha_N)$ . Let us also denote by  $\mathbf{B}(\theta_1, \alpha_2, \dots, \alpha_N)$  the linear

map associated to the coefficients describing the shape of the swimmer.

By inverting  $\mathbf{A}$ , we get the existence of the family of vector fields  $\{\tilde{\mathbf{g}}_i(\theta_1, \alpha_2, \dots, \alpha_N)\}_{i=1, \dots, N-1}$  defined on  $[0, 2\pi]^N$  by  $\tilde{\mathbf{g}}_i := \mathbf{A}^{-1}\mathbf{B}$ . Then the dynamics of the swimmer reads

$$\begin{pmatrix} \dot{\alpha}_2 \\ \vdots \\ \dot{\alpha}_N \\ \dot{\mathbf{x}}_1 \\ \dot{\theta}_1 \end{pmatrix} = \sum_{i=1}^{N-1} \begin{pmatrix} \mathbf{b}_i \\ \tilde{\mathbf{g}}_i(\theta_1, \alpha_2, \dots, \alpha_N) \end{pmatrix} \dot{\alpha}_i. \quad (9)$$

where  $\mathbf{b}_i$  is the  $i$ -th vector of the canonical basis of  $\mathbb{R}^{N-1}$ .

### 3 Controllability

This Section is devoted to the controllability result of the  $N$ -link swimmer. Namely, we prove that there exist a control functions which allow the swimmer to move everywhere in the plane.

**Theorem 3.1** *Consider the  $N$ -link swimmer described in Section 2 evolving in the space  $\mathbb{R}^2$ . Then for almost any length of sticks  $(L_i)_{i=1, \dots, N}$  and for any initial configuration  $(\mathbf{x}_1^i, \theta_1^i, \alpha_2^i, \dots, \alpha_N^i) \in \mathbb{R}^2 \times [0, 2\pi]^N$ , any final configuration  $(\mathbf{x}_1^f, \theta_1^f, \alpha_2^f, \dots, \alpha_N^f)$  and any final time  $T > 0$ , there exists a shape function  $(\alpha_2, \dots, \alpha_N) \in \mathcal{W}^{1, \infty}([0, T])$ , satisfying  $(\alpha_2, \dots, \alpha_N)(0) = (\alpha_2^i, \dots, \alpha_N^i)$  and  $(\alpha_2, \dots, \alpha_N)(T) = (\alpha_2^f, \dots, \alpha_N^f)$  and such that if the self-propelled swimmer starts in position  $(\mathbf{x}_1^i, \theta_1^i)$  with the shape  $(\alpha_2^i, \dots, \alpha_N^i)$  at time  $t = 0$ , it ends at position  $(\mathbf{x}_1^f, \theta_1^f)$  and shape  $(\alpha_2^f, \dots, \alpha_N^f)$  at time  $t = T$  by changing its shape along  $(\alpha_2, \dots, \alpha_N)(t)$ .*

**Proof:** The proof of the theorem is divided into three steps. First, we deal with the analyticity of the dynamics vector fields. Then, we prove the controllability of the Purcell 3-link swimmer, exploiting the Chow theorem and the Orbit theorem. Finally, we generalize the result to the  $N$ -link swimmer. We start by recalling some classical results used in the proof.

#### 3.1 Classical results in geometric control

**Theorem 3.2** (Chow (see [9])) *Let  $m, n \in \mathbb{N}$  and let  $(f_i)_{i=1, \dots, m}$  be  $\mathcal{C}^\infty$  vector fields on  $\mathbb{R}^n$ . Consider the control system, of state trajectory  $\mathbf{q}$ ,*

$$\dot{\mathbf{q}} = \sum_{i=1}^m u_i f_i(\mathbf{q}), \quad (10)$$

with input function  $\mathbf{u} = (u_i)_{i=1,m} \in L^\infty([0, +\infty[, \mathbf{B}_{\mathbb{R}^n}(0, r))$  for some  $r > 0$ .  
Let  $\mathcal{O}$  an open and connected set of  $\mathbb{R}^n$  and assume that

$$\mathbf{Lie}_{\mathbf{q}}(f_1, \dots, f_m) = \mathbb{R}^n \quad \mathbf{q} \in \mathcal{O}$$

Then the system (10) is controllable, i.e., for every  $\mathbf{q}_0, \mathbf{q}_1$  in  $\mathcal{O}$  and for every  $T > 0$  exists  $\mathbf{u} \in L^\infty((0, T), \mathbf{B}_{\mathbb{R}^n}(0, r))$  such that  $\mathbf{q}(0) = \mathbf{q}_0$  and  $\mathbf{q}(T) = \mathbf{q}_1$  and  $\mathbf{q}(t) \in \mathcal{O}$  for every  $t \in [0, T]$ .

If the vector fields are analytic, we can apply the Orbit Theorem to extend the dimension property of the Lie algebra defined by the dynamics vector fields on the whole orbit.

**Theorem 3.3** (Orbit (see [13]) Let  $\mathcal{M}$  be an analytic manifold, and  $\mathcal{F}$  a family of analytic vector fields on  $M$ . Then

- a) each orbit of  $\mathcal{F}$  is an analytic submanifold of  $M$ , and
- b) if  $N$  is an orbit of  $\mathcal{F}$ , then the tangent space of  $N$  at  $x$  is given by  $\mathbf{Lie}_x(\mathcal{F})$ . In particular the dimension of  $\mathbf{Lie}_x(\mathcal{F})$  is constant as  $x$  varies on  $N$ .

In our case, the manifold in which the state and the shape of the swimmer evolve is defined by  $\mathcal{M} := [0, 2\pi]^{N-1} \times \mathbb{R}^2 \times [0, 2\pi]$  The vector fields of the dynamics are denoted by

$$\mathbf{g}_i(\theta_1, \alpha_2, \dots, \alpha_N) := \begin{pmatrix} \mathbf{b}_i \\ \tilde{\mathbf{g}}_i(\theta_1, \alpha_2, \dots, \alpha_N) \end{pmatrix}.$$

We say that the Lie algebra of the family of vector fields  $\{\mathbf{g}_i\}_{i=1, \dots, N-1}$  is fully generated at the point  $\mathbf{q} = (\alpha_2, \dots, \alpha_N, x_1, y_1, \theta_1) \in \mathcal{M}$  if the tangent space of the manifold,  $T_{\mathbf{q}}\mathcal{M}$ , is equal to the Lie algebra  $\mathbf{Lie}(\{\mathbf{g}_i\}_{i=1, \dots, N-1})(\mathbf{q})$ .

## 3.2 Regularity

The first step is to prove that the vector fields of the motion equation of the swimmer are analytic on  $\mathcal{M}$ .

As a direct consequence of (6) and (7), the linear maps  $\mathbf{A}$  and  $\mathbf{B}$  belong to the set of matrices whose entries are analytic functions on  $[0, 2\pi]^N$ . The family of vector  $(\tilde{\mathbf{g}}_i(\theta_1, \alpha_2, \dots, \alpha_N))_{i=1, \dots, N-1}$  is obtained by the multiplication of  $\mathbf{A}^{-1}$  by  $\mathbf{B}$ . Since the coefficients of  $\mathbf{A}^{-1}$  are obtained by multiplication and division of those of  $\mathbf{A}$ , and because the determinant of  $\mathbf{A}$  is never null, the entries of inverse matrix  $\mathbf{A}^{-1}$  remain analytic functions on  $[0, 2\pi]^N$ . Thus, the family of vector fields  $(\tilde{\mathbf{g}}_i)_{i=1, \dots, N}$  are analytic on  $[0, 2\pi]^N$ .



### 3.3 Controllability of the Purcell Swimmer ( $N=3$ )

Now we prove the controllability of the Purcell's swimmer. By replacing  $N = 3$  in (9), the Purcell's dynamics reads

$$\begin{pmatrix} \dot{\alpha}_2 \\ \dot{\alpha}_3 \\ \dot{x}_1 \\ \dot{y}_1 \\ \dot{\theta}_1 \end{pmatrix} = \mathbf{g}_1(\theta_1, \alpha_2, \alpha_3)\dot{\alpha}_2 + \mathbf{g}_2(\theta_1, \alpha_2, \alpha_3)\dot{\alpha}_3. \quad (11)$$

We now express the Lie algebra of the vector fields  $\mathbf{g}_1$  and  $\mathbf{g}_2$  for any  $\theta_1 \in [0, 2\pi]$  at the point  $(\alpha_2, \alpha_3) = (0, 0)$ , for a swimmer whose sticks have same length  $L > 0$ .

The two vectors  $\mathbf{g}_1(\theta_1, 0, 0)$  and  $\mathbf{g}_2(\theta_1, 0, 0)$  are

$$\mathbf{g}_1(\theta_1, 0, 0) = \begin{pmatrix} 1 \\ 0 \\ \frac{2L \sin \theta_1}{27} \\ -\frac{2L \cos \theta_1}{27} \\ \frac{20}{27} \end{pmatrix}, \quad \mathbf{g}_2(\theta_1, 0, 0) = \begin{pmatrix} 0 \\ 1 \\ -\frac{5L \sin \theta_1}{54} \\ \frac{5L \cos \theta_1}{54} \\ -\frac{7}{27} \end{pmatrix}.$$

Then, the iterated Lie brackets are equals to

$$[\mathbf{g}_1, \mathbf{g}_2](\theta_1, 0, 0) = \begin{pmatrix} 0 \\ 0 \\ \frac{5L(\eta-\xi) \cos \theta_1}{81\xi} \\ \frac{5L(\eta-\xi) \sin \theta_1}{81\xi} \\ 0 \end{pmatrix},$$

$$[\mathbf{g}_1, [\mathbf{g}_1, \mathbf{g}_2]](\theta_1, 0, 0) = \begin{pmatrix} 0 \\ 0 \\ -\frac{L(85\eta^2-58\eta\xi+21\xi^2) \sin \theta_1}{2187\xi\eta} \\ \frac{L(85\eta^2-58\eta\xi+21\xi^2) \cos \theta_1}{2187\xi\eta} \\ -\frac{22\eta^2-28\eta\xi+22\xi^2}{729} \end{pmatrix},$$

$$[\mathbf{g}_2, [\mathbf{g}_1, \mathbf{g}_2]](\theta_1, 0, 0) = \begin{pmatrix} 0 \\ 0 \\ \frac{L(47\eta^2-110\eta\xi+111\xi^2) \sin \theta_1}{2187\eta\xi} \\ -\frac{L(47\eta^2-110\eta\xi+111\xi^2) \cos \theta_1}{2187\eta\xi} \\ \frac{22\eta^2-28\eta\xi+22\xi^2}{729} \end{pmatrix}.$$

The determinant of the matrix whose columns are the previous vector fields is equal to

$$\begin{aligned} & \left| \begin{pmatrix} \mathbf{g}_1 & \mathbf{g}_2 & [\mathbf{g}_1, \mathbf{g}_2] & [\mathbf{g}_1, [\mathbf{g}_1, \mathbf{g}_2]] & [\mathbf{g}_2, [\mathbf{g}_1, \mathbf{g}_2]] \end{pmatrix} (\theta_1, 0, 0) \right| \\ &= \frac{20L^2(\eta-\xi)^2(19\eta+45\xi)(11\eta^2-14\xi\eta+11\xi^2)}{129140163\eta^2\xi^2}. \end{aligned} \quad (12)$$

Since  $\xi$  and  $\eta$  are both strictly positive and anisotropic, the determinant is never null. Thus for any  $\theta_1 \in [0, 2\pi]$ , the Lie algebra of the vector fields  $\mathbf{g}_1$  and  $\mathbf{g}_2$  is fully generated at the point  $(\theta_1, \alpha_2, \alpha_3) = (\theta_1, 0, 0)$ . Remark that any point  $(\alpha_2, \alpha_3, \mathbf{x}_1, \theta_1) \in [0, 2\pi]^2 \times \mathbf{R}^2 \times [0, 2\pi]$  belongs to the orbit of the point  $(0, 0, \mathbf{x}_1, \theta_1)$ . Since the vector fields are analytic, Orbit Theorem 3.3 guarantees that the Lie algebra of  $\mathbf{g}_1$  and  $\mathbf{g}_2$  is fully generated everywhere in the manifold  $[0, 2\pi]^2 \times \mathbf{R}^2 \times [0, 2\pi]$ .

To conclude, by Chow Theorem 3.2 we get the controllability of the Purcell's swimmer whose sticks have same length.

### 3.4 Controllability of the $N$ -link swimmer

The third step is to generalize the previous controllability result to the  $N$ -link swimmer.

The dynamics of this swimmer is described by the ODE (9). By construction, the family of vector fields  $\mathbf{g}_i$  generates the tangent space of the manifolds  $[0, 2\pi]^{N-1}$ ,

$$\text{Span}(\mathbf{g}_1, \dots, \mathbf{g}_{N-1}) = \mathbb{R}^{N-1}. \quad (13)$$

The two vector fields  $\mathbf{g}_1$  and  $\mathbf{g}_2$  are related to the Purcell's one defined in (11): we add  $N - 2$  rows of zeroes, take sticks of null length  $L_i = 0$  for  $4 \leq i \leq N - 1$ , while keeping the three sticks  $L_1 = L_3 = L$  and  $L_2 = 2L$  unchanged.

In this case, for any  $(\mathbf{x}_1, \theta_1) \in \mathbb{R}^2 \times [0, 2\pi]$  Subsection 3.3 shows that the vectors  $\mathbf{g}_1(\theta_1, 0, \dots, 0)$ ,  $\mathbf{g}_2(\theta_1, 0, \dots, 0)$  and their iterated Lie brackets  $[\mathbf{g}_1, \mathbf{g}_2](\theta_1, 0, \dots, 0)$ ,  $[\mathbf{g}_1, [\mathbf{g}_1, \mathbf{g}_2]](\theta_1, 0, \dots, 0)$ , and  $[\mathbf{g}_2, [\mathbf{g}_1, \mathbf{g}_2]](\theta_1, 0, \dots, 0)$  are linearly independent.

Therefore, the Lie algebra of the family  $(\mathbf{g}_i)_{i=1, \dots, N-1}$  at the point  $(\theta_1, 0, \dots, 0)$  is equal to the tangent space  $T_{(0, \dots, 0, \mathbf{x}_1, \theta_1)} \mathcal{M}$ .

Then, by analyticity of the vector fields  $\mathbf{g}_i$ , Orbit Theorem 3.3 states that the Lie algebra is fully generated everywhere for a swimmer whose the length of sticks verify  $L_1 = L_3 = L$ ,  $L_2 = 2L$  and  $L_i = 0$ , for  $4 \leq i \leq N - 1$ .

Notice that the vector fields of the motion equation depend analytically also on the sticks length  $L_i$ ,  $i = 1, \dots, N$ . We define by  $D^{(0, \dots, 0)}$ , the function which associates to the  $N$ -uplet of the sticks lengths the determinant of the vectors  $\mathbf{g}_1(0, \dots, 0), \dots, \mathbf{g}_{N-1}(0, \dots, 0)$  and their iterated Lie brackets at the point  $(0, \dots, 0)$ .

Since the dependance on  $L_i$  of vector fields  $\mathbf{g}_i$  is analytic, we get the analyticity of the function  $D^{(0, \dots, 0)}$ . Thus for any  $L > 0$ , the value of  $D^{(0, \dots, 0)}$  at the point  $(L, 2L, L, 0 \dots 0)$

is not null. Then, by analyticity it remains non null almost everywhere in  $\mathbb{R}^N$ . Therefore, we obtain that the Lie algebra is fully generated for almost every swimmer.

Finally, by using Chow Theorem 3.2, we get the controllability stated in the Theorem 3.1.

## 4 Minimum time optimal control problem for the $N$ -Link swimmer

This Section describes the minimum time optimal control problem for the  $N$ -link swimmer. The problem is defined in 4.1, and is well defined, from the controllability result proven in 3. Then in 4.2 we present the optimization strategy we used to find a solution to this optimal control problem.

### 4.1 Optimal Time Control Problem Statement

For any time  $t > 0$ , let us denote the state of the swimmer by  $\mathbf{z}(t) := (\dot{\alpha}_2, \dots, \dot{\alpha}_N, \dot{\mathbf{x}}_1, \dot{\theta}_1)(t)^T$ , the control function by  $\mathbf{u}(t) := (\dot{\alpha}_2, \dots, \dot{\alpha}_N)(t)$  and the dynamics by  $\mathbf{f}(\mathbf{z}(t), \mathbf{u}(t)) = \sum_{i=1}^{N-1} \mathbf{g}_i(\mathbf{z}(t)) \dot{\alpha}_i(t)$ .

In the following we assume that the swimmer starts at the initial configuration  $\mathbf{z}^i$  and we set a final state  $\mathbf{z}^f$ . We want to find an optimal swimming strategy which minimizes the time to reach the final configuration, i.e.,

$$(OCP) \begin{cases} \inf T \\ \dot{\mathbf{z}}(t) = \mathbf{f}(\mathbf{z}(t), \mathbf{u}(t)) , \forall t \in [0, T] \\ \mathbf{u}(t) \in \mathbf{U} := [-1, 1]^N , \forall t \in [0, T] \\ \mathbf{z}(0) = \mathbf{z}^i \\ \mathbf{z}(T) = \mathbf{z}^f \end{cases}$$

By rescaling the dynamics (9), from the controllability result 3.1 the following statement holds.

**Corollary 4.1** *Consider the  $N$ -link swimmer described in Section 2 evolving in  $\mathbf{R}^2$ . Then for almost any sticks lengths  $(L_i)_{i=1, \dots, N}$  and for any initial configuration  $(\mathbf{x}_1^i, \theta_1^i, \alpha_2^i, \dots, \alpha_N^i)$ , any final configuration  $(\mathbf{x}_1^f, \theta_1^f, \alpha_2^f, \dots, \alpha_N^f)$  and any final time  $T > 0$ , there exists a function  $(\alpha_2, \dots, \alpha_N) \in \mathcal{W}^{1, \infty}([0, T])$  such that  $(\dot{\alpha}_2, \dots, \dot{\alpha}_N) \in \mathbf{U}$ , satisfying  $(\alpha_2, \dots, \alpha_N)(0) = (\alpha_2^i, \dots, \alpha_N^i)$  and  $(\alpha_2, \dots, \alpha_N)(T) = (\alpha_2^f, \dots, \alpha_N^f)$  and such that if the self-propelled swimmer starts in position  $\mathbf{x}_1^i, \theta_1^i$  with the shape  $\alpha_2^i, \dots, \alpha_N^i$  at time  $t = 0$ , it ends at position  $(\mathbf{x}_1^f, \theta_1^f)$  and shape  $\alpha_2^f, \dots, \alpha_N^f$  at time  $t = T$  by changing its shape along  $(\alpha_2, \dots, \alpha_N)(t)$ .*

This corollary means that the displacement of the swimmer does not depend of the speed of the shape changes of the swimmer. By applying Filippov-Cesary Theorem (as

stated in [21]), there exist a minimal time such that the constraints are satisfied, and the optimal problem reads

$$(OCP) \begin{cases} \min T \\ \dot{\mathbf{z}}(t) = f(\mathbf{z}(t), \mathbf{u}(t)) , \forall t \in [0, T] \\ \mathbf{u}(t) \in \mathbf{U} := [-1, 1]^N , \forall t \in [0, T] \\ \mathbf{z}(0) = \mathbf{z}^i \\ \mathbf{z}(T) = \mathbf{z}^f \end{cases} \quad (14)$$

## 4.2 Optimization Strategy

In order to solve this optimal control problem, we use a so-called direct approach. The direct approach transforms the infinite dimensional optimal control problem (*OCP*) into a finite dimensional optimization problem (*NLP*). This is done by a discretization in time applied to the state and control variables, as well as the dynamics equation. These methods are usually less precise than indirect methods based on Pontryagin's Maximum Principle, but more robust with respect to the initialization. Also, they are more straightforward to apply, hence they are widely used in industrial applications.

Summary of the time discretization:

$$\begin{array}{ll} t \in [0, T] & \rightarrow \{t_0 = 0, \dots, t_N = T\} \\ z(\cdot), u(\cdot) & \rightarrow X = \{z_0, \dots, z_N, u_0, \dots, u_{N-1}, T\} \\ \hline \textit{Criterion} & \rightarrow \min T \\ \textit{Dynamics} & \rightarrow (ex : Euler) z_{i+1} = z_i + hf(z_i, u_i) \\ \textit{Adm. Cont.} & \rightarrow -1 \leq u_i \leq 1 \\ \textit{Bnd. Cond.} & \rightarrow \Phi(z_0, z_N) = 0 \end{array}$$

We therefore obtain a nonlinear programming problem on the discretized state and control variables

$$(NLP) \begin{cases} \min F(z) = T \\ LB \leq C(z) \leq UB \end{cases}$$

All tests were run using the software Bocop<sup>1</sup> ([7]). The discretized nonlinear optimization problem is solved by the well-known solver Ipopt ([22]) with MUMPS ([?, 5]), while the derivatives are computed by sparse automatic differentiation with Adol-C ([23]) and ColPack ([11]). In the numerical experiments, we used a Midpoint (implicit 2nd order) discretization with 1000 time steps. Execution times on a Xeon 3.2GHz CPU were a few minutes.

## 5 Numerical simulations for the Purcell swimmer ( $N = 3$ )

In this Section, we present the numerical simulations associated with the problem (14) in the case of  $N=3$  sticks (Purcell's swimmer). We observe that while we did not make

---

<sup>1</sup><http://bocop.org>

any assumptions on the structure of the optimal trajectory, the solution given by the direct solver Bocop shows a periodic structure. We extract a stroke from these solutions, and check that we obtain a better displacement better than the one of Purcell ([18], [6]).

In the rest of the paper, we reformulate the system in order to match the state variables used in the literature for the Purcell swimmer ([6]). Following [6], we take the sticks lengths  $L_1 = L_3 = 1$  and  $L_2 = 2$ . From now, the state of the swimmer (see Fig 2) is described by

- the position  $(x_2, y_2)$  of the center of the second stick, and  $\theta_2 := \theta_1 - \alpha_2$  the angle between the x-axis and the second stick
- the shape of the swimmer, defined by the two angles  $\beta_1 := -\alpha_2$  and  $\beta_3 := \alpha_3$ .

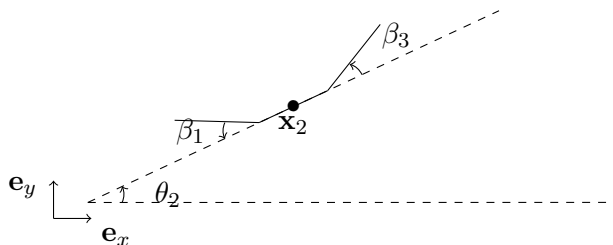


Figure 2: Purcell's 3-link swimmer.

The time derivative of the new variables which describe the swimmer are linear in the previous ones,

$$\begin{pmatrix} \dot{\beta}_1 \\ \dot{\beta}_3 \\ \dot{\mathbf{x}}_2 \\ \dot{\theta}_2 \end{pmatrix} = \mathbf{M}(\theta_2, \beta_1) \begin{pmatrix} \dot{\alpha}_2 \\ \dot{\alpha}_3 \\ \dot{\mathbf{x}}_1 \\ \dot{\theta}_1 \end{pmatrix},$$

where the matrix  $\mathbf{M}(\theta_2, \beta_1)$  is defined by,

$$\mathbf{M}(\theta_2, \beta_1) = \begin{pmatrix} -1 & 0 & 0 & 0 & 0 \\ 0 & 1 & 0 & 0 & 0 \\ \sin(\theta_2) + \cos(\beta_1) & 0 & 1 & 0 & -\sin(\theta_2) \\ -\cos(\beta_1) - \cos(\theta_2) & 0 & 0 & 1 & \cos(\theta_2) \\ -1 & 0 & 0 & 0 & 1 \end{pmatrix}.$$

As a result, the dynamics (9) reads in this case

$$\begin{pmatrix} \dot{\beta}_1 \\ \dot{\beta}_3 \\ \dot{\mathbf{x}}_2 \\ \dot{\theta}_2 \end{pmatrix} = \tilde{\mathbf{f}}_1(\theta_2, \beta_2, \beta_3) \dot{\beta}_1 + \tilde{\mathbf{f}}_2(\theta_2, \beta_2, \beta_3) \dot{\beta}_3 \quad (15)$$

where for  $i = 1, 2$

$$\tilde{\mathbf{f}}_i(\theta_2, \beta_1, \beta_3) = \mathbf{M}(\theta_2, \beta_1, ) \tilde{\mathbf{g}}_i(\theta_1, \alpha_2, \alpha_3) . \quad (16)$$

Since the variables which describe the swimmer are the image of the previous one by a one-to-one mapping, it is clear that the controllability result proved in Section 3.3 holds for the ODE (15).

## 5.1 The classical Purcell stroke

Here, we recall the Purcell Stroke given in [18] and studied in more detail in [6]. Moreover in order to compare better the results Let us denote by  $\Delta\theta$ , the angular excursion of  $\beta_1$  and  $\beta_3$ , meaning that for all time  $\beta_1(t)$  and  $\beta_3(t)$  belong to the interval  $[-\frac{\Delta\theta}{2}, \frac{\Delta\theta}{2}]$ . Calling  $T$  the interval of time in which the swimmer performs the stroke, the Purcell stroke is defined by the following periodic cycle of deformation,

$$\beta_1(t) = \begin{cases} \frac{4\Delta\theta}{T}t - \frac{\Delta\theta}{2} & \text{if } 0 \leq t \leq \frac{T}{4} \\ \frac{\Delta\theta}{2} & \text{if } \frac{T}{4} \leq t \leq \frac{T}{2} \\ -\frac{4\Delta\theta}{T}t + \frac{5\Delta\theta}{2} & \text{if } \frac{T}{2} \leq t \leq \frac{3T}{4} \\ -\frac{\Delta\theta}{2} & \text{if } \frac{3T}{4} \leq t \leq T \end{cases} ,$$

and

$$\beta_3(t) = \begin{cases} \frac{\Delta\theta}{2} & \text{if } 0 \leq t \leq \frac{T}{4} \\ -\frac{4\Delta\theta}{T}t + \frac{3\Delta\theta}{2} & \text{if } \frac{T}{4} \leq t \leq \frac{T}{2} \\ -\frac{\Delta\theta}{2} & \text{if } \frac{T}{2} \leq t \leq \frac{3T}{4} \\ \frac{4\Delta\theta}{T}t - \frac{7\Delta\theta}{2} & \text{if } \frac{3T}{4} \leq t \leq T \end{cases} .$$

In the following, we call the "classical" Purcell stroke the one corresponding to  $\Delta\theta = \frac{\pi}{3}$ .

## 5.2 Comparison of the optimal stroke with the classical Purcell stroke

For the comparison, we take the initial position  $\mathbf{x}_2 = (0, 0)$  and  $\theta_2 = 0$  and the final position  $\mathbf{x}_2 = (-0.25, 0)$  and  $\theta_2 = 0$ . We also constrain the angles  $\beta_1(t)$  and  $\beta_3(t)$  to vary between  $-\frac{\pi}{6}$  and  $\frac{\pi}{6}$  for all time  $t > 0$ . We recompute the displacement produced by the classical Purcell's stroke, integrating the dynamics (15) with a classical fourth order Runge-Kutta method. Solving the minimum time problem with the direct method gives us a periodic solution from which we extract a candidate for the time optimal stroke. We describe this stroke in more details, and show its displacement versus the Purcell one.

Solving the optimal problem (14) we observe that the solution is periodic, as show the graphs on Fig. 3 for the angles functions  $\beta_1, \beta_3$  and the  $x$ -displacement.

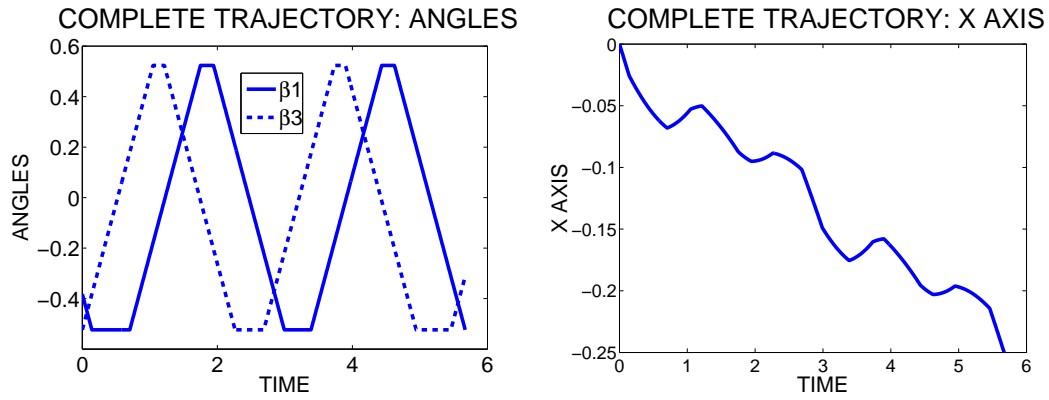


Figure 3: Angles and  $x$ -displacement for a whole periodic trajectory.

From the plots above it is evident that the optimal controls have a periodic structure and perform more than one period in the optimal interval of time. In order to compare the results for the displacement with the Purcell's ones, we need to select only one period (i.e. one stroke). Moreover we chose the period  $T$  of the classical Purcell stroke equal to the period of the optimal stroke. We show on Fig. 5.2 the angles functions  $\beta_1$  and  $\beta_3$ . Moreover, Fig. 5 represents the phase portrait for both the classical Purcell stroke and our selected optimal stroke in the same period  $T$ .

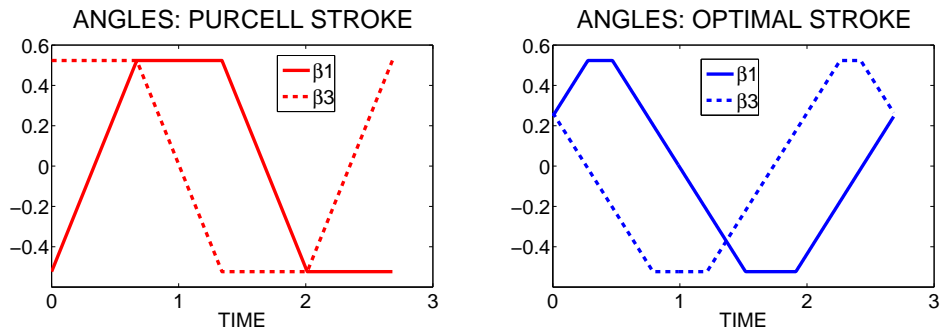


Figure 4: Angles of Purcell stroke and optimal stroke.

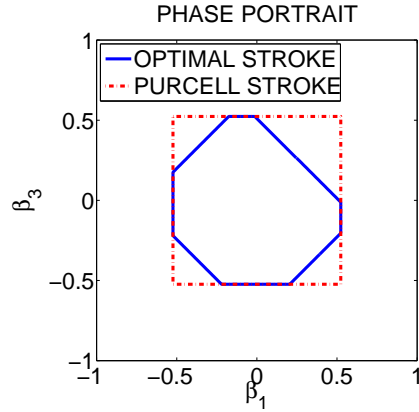


Figure 5: Phase portrait of Purcell stroke and optimal stroke.

We show now the shape changes in the  $(X, Y)$  plane for the Purcell and optimal stroke. Figure 6 shows the Purcell swimmer in four different times during the classical Purcell stroke, and figure 7 shows the swimmer performing the selected optimal stroke.

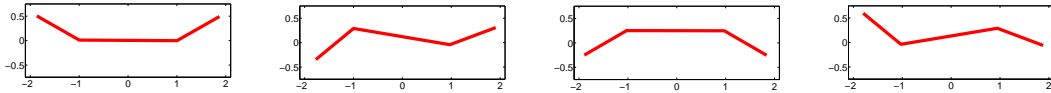


Figure 6: Shape changes for the Purcell's stroke.

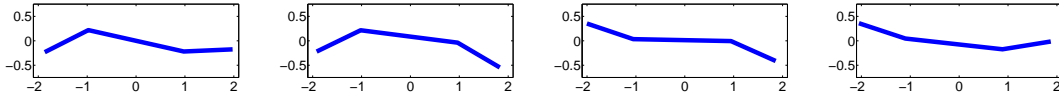


Figure 7: Shape changes for the optimal stroke.

We draw on Fig. 8 the displacement of the point  $(x_2, y_2)$  during one classical Purcell stroke and one optimal stroke. The final displacement observed for the Purcell stroke matches the results of [6]. We observe that our optimal stroke allows the swimmer to move twice further in the  $x$ -direction, roughly  $-0.1$  versus  $-0.05$ .



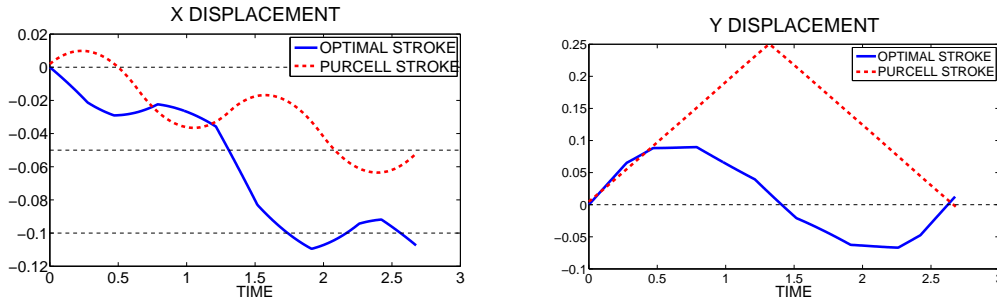


Figure 8: x and y displacement for one Purcell and one optimal stroke.

We study now for both strokes the x-displacement with respect to the angular excursion, as shown on Fig. 9. In both cases, we see that a larger interval of angular excursion gives a greater displacement. The results we find for the Purcell stroke results match the ones in [6]. Here again, it is obvious that the strokes given by our optimization strategy produce a greater  $x$ -displacement than the Purcell, one for any range of angular excursion.

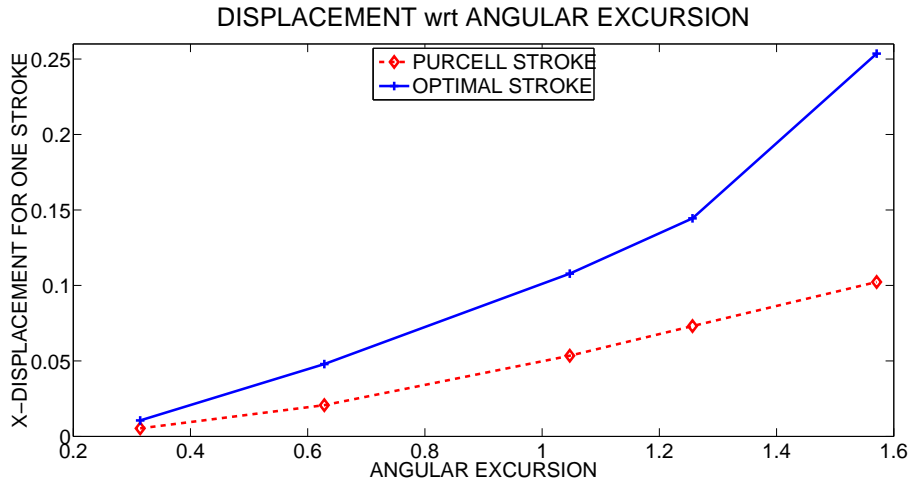


Figure 9:  $x$  displacement wrt angular excursion, Purcell and optimal stroke.

### 5.3 Optimization of other movements: y-displacement and rotation

We try here different final conditions,  $(0, 1, 0)$  for a displacement along the y-axis, and  $(0, 0, \pi/4)$  for a rotation at the origin. The angular excursion is here  $2\pi/3$ , ie the angles  $\alpha_1$  and  $\alpha_3$  are in  $[-\pi/3, \pi/3]$ .

First numerical simulations indicate periodic movements for both y-displacement and rotations, and the strokes have different shapes than in the  $x$  displacement case. The y-displacement case is shown on Fig. 10 and Fig. 11, we note that the distance covered in one "stroke" is lesser than in the  $x$ -displacement case. This would be consistent

with the fact that the drag force of the fluid is greater in this direction.

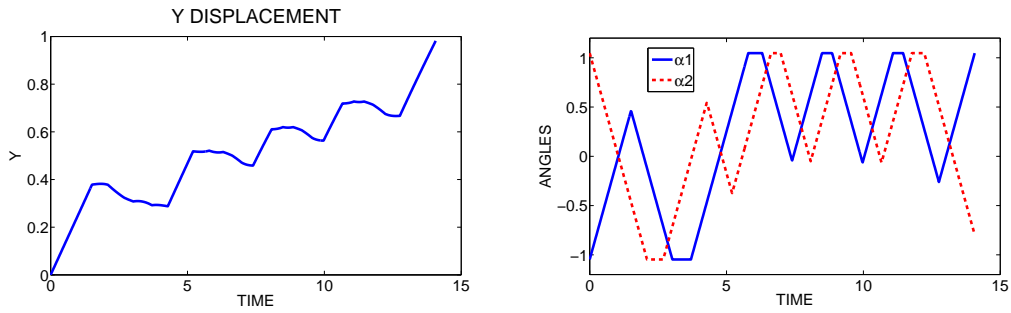


Figure 10: Y-displacement: Y, angles

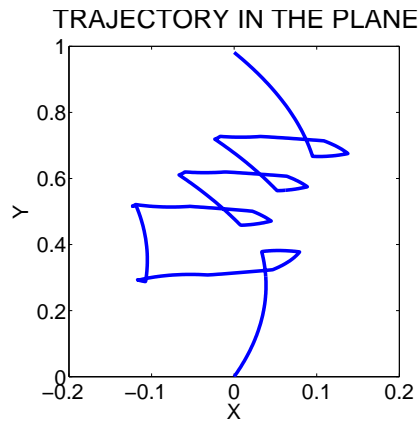


Figure 11: Y-displacement: trajectory in the plane

Fig. 12 shows the solution for a rotation of the angle  $\theta_2$ . Fig. 13 is the associated displacement in the plane around the origin before returning to  $(0,0)$ . It would seem that rotations cannot be performed while staying at the same  $(x,y)$  coordinates all the time, which would need to be confirmed by a formal study of the dynamics.

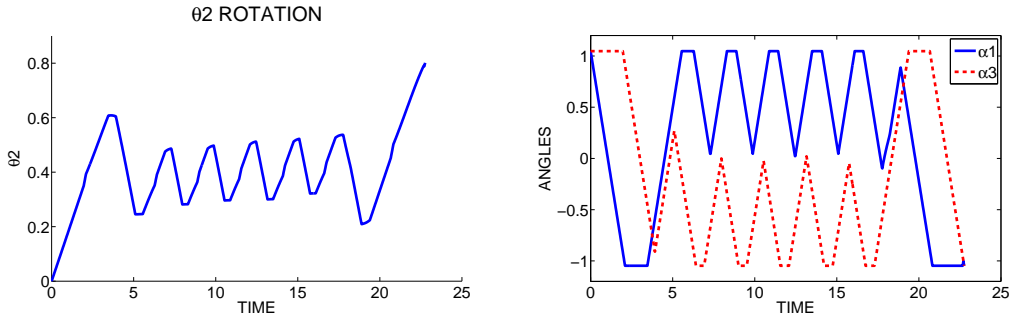


Figure 12:  $\theta_2$ -rotation:  $\theta_2$ , angles

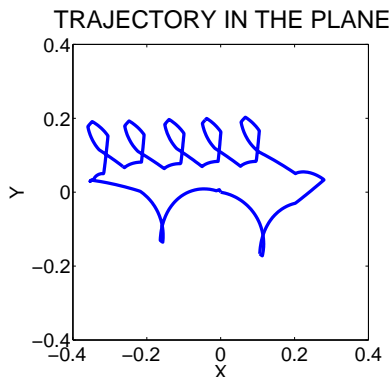


Figure 13:  $\theta_2$ -rotation: trajectory in the plane

## 6 Conclusions

In this paper we study the  $N$ -link swimmer, and use the Resistive Force Theory to derive its dynamics, as was done in [1]. In this context, we prove that for  $N$  greater than 3 and for almost any  $N$ -uplet of sticks lengths, the swimmer is globally controllable in the whole plane. Then, we focus on finding a swimming strategy that leads the  $N$ -link swimmer from an fixed initial position to a given final position, in minimum time. As a consequence of the controllability result, we show that there exists a shape change function which allows to reach the final state in a minimal time. We formulate this optimal control problem and solve it with a direct approach (BOCOP) for the case  $N = 3$  (Purcell swimmer). Without any assumption on the structure of the trajectory, we obtain a periodic solution, from which we identify an optimal stroke. Comparing this optimal stroke with the Purcell one confirms that it is better, actually giving a twice greater displacement.

Current and still ongoing works include solving the optimal control problem for more complex displacements (along the  $y$  axis, rotations) and/or for different cost functions (such as energy-type). Also, noticing that the  $N$ -link swimmer was introduced in [1]

in the perspective of approximating the motion of several living micro organisms, an interesting extension of this model is to generalize the simulations to greater values of  $N$ . Of course, comparing the candidate for the optimal motion strategy with the one used by real micro organism could be a more tricky issue. On the other hand, another interesting direction is to study formally the existence of the periodic solution for the optimal problem.

## References

- [1] F. Alouges, A. DeSimone, L. Giraldi, and M. Zoppello. Self-propulsion of slender micro-swimmers by curvature control: N-link swimmers. *submitted to International Journal of Non-Linear Mechanics*, 2013.
- [2] F. Alouges, A. Desimone, L. Heltai, A. Lefebvre, and B. Merlet. Optimally swimming stokesian robots. *DCDS-B*, 2010. arXiv :1007.4920v1.
- [3] F. Alouges, A. DeSimone and A. Lefebvre. Optimal strokes for low Reynolds number swimmers: an example. *Journal of Nonlinear Science*, 2008.
- [4] F. Alouges, and L. Giraldi. Enhanced controllability of low Reynolds number swimmers in the presence of a wall. *Preprint Hal: 00735919, accepted for publication in Acta Applicandae Mathematicae*, 2012.
- [5] P.R. Amestoy, I.S. Duff, J. Koster, and J-Y. LÉxcellent. A fully asynchronous multifrontal solver using distributed dynamic scheduling. *SIAM Journal of Matrix Analysis and Applications*, 23(1):15–41, 2001.
- [6] L.E. Becker, S.A. Koehler, and H.A. Stone. On self-propulsion of micro-machines at low Reynolds number: Purcell’s three-link swimmer. *J. Fluid Mech.*, 2003.
- [7] F. Bonnans, P. Martinon, and V. Grélard. Bocop - A collection of examples. Technical report RR-8053, INRIA, 2012.
- [8] T. Chambrion and A. Munnier. Generic controllability of 3d swimmers in a perfect fluid. *Preprint arXiv:1103.5163*, 2011.
- [9] J.M. Coron. *Control and Nonlinearity*. American Mathematical Society, 2007.
- [10] B.M. Friedrich, I.H. Riedel-Kruse, J. Howard, and F. Jülicher. High-precision tracking of sperm swimming fine structure provides strong test of resistive force theory. *The Journal of Experiment Biology*, 2010.
- [11] A. Gebremedhin, A. Pothen, and A. Walther. Exploiting sparsity in jacobian computation via coloring and automatic differentiation: a case study in a simulated moving bed process. In C. Bischof et al, editor, *Lecture Notes in Computational Science and Engineering 64*, pages 339–349. Springer, 2008. Proceedings of the Fifth International Conference on Automatic Differentiation (AD2008).

- [12] J. Gray and J. Hancock. The propulsion of sea-urchin spermatozoa. *Journal of Experimental Biology*, 1955.
- [13] V. Jurdjevic. *Geometric control theory*. Cambridge University Press., 1997.
- [14] E. Lauga, T. Powers. The hydrodynamics of swimming micro-organisms. *Rep. Prog. Phys.* 72, 096601, 2009.
- [15] J. Lohéac, J.F. Scheid, and M. Tucsnak. Controllability and time optimal control for low Reynolds numbers swimmers. *hal-00635981*, 2011.
- [16] R. Montgomery. *A tour of subriemannian geometries, their geodesics and applications*. AMS, Providence, 2002.
- [17] E. Passov, and Y. Or. *Dynamics of Purcell’s three-link microswimmer with a passive elastic tail*. European Physical Journal E 35:78, 2012.
- [18] E.M. Purcell. Life at low Reynolds number. *American Journal of Physics*, 45:3–11, 1977.
- [19] D. Tam and A.E. Hosoi. Optimal strokes patterns for purcell’s three link swimmer. *Physical Review Letters*, 2007.
- [20] G. Taylor. Analysis of the swimming of microscopic organisms. *Proc. R. Soc. Lond. A*, 209:447–461, 1951.
- [21] E. Trelat. *Contrôle optimal : théorie and applications*. Vuibert, Collection Mathématiques Concrètes, 2005.
- [22] A. Wächter and L.T. Biegler. On the implementation of a primal-dual interior point filter line search algorithm for large-scale nonlinear programming. *Mathematical Programming*, 106(1):25–57, 2006.
- [23] A. Walther and A. Griewank. Getting started with Adol-c. In U. Naumann and O. Schenk, editors, *Combinatorial Scientific Computing*. Chapman-Hall CRC Computational Science, 2012.