



HAL
open science

Can thin-lipped mullet directly exploit the primary and detritic production of European macrotidal salt marshes?

Pascal Laffaille, Eric Feunteun, C. Lefebvre, Alain Radureau, Gaël Sagan,
Jean-Claude Lefevre

► To cite this version:

Pascal Laffaille, Eric Feunteun, C. Lefebvre, Alain Radureau, Gaël Sagan, et al.. Can thin-lipped mullet directly exploit the primary and detritic production of European macrotidal salt marshes?. Estuarine, Coastal and Shelf Science, 2002, Vol. 54, pp.729-736. 10.1006/ecss.2001.0855 . hal-00793410

HAL Id: hal-00793410

<https://hal.science/hal-00793410>

Submitted on 22 Feb 2013

HAL is a multi-disciplinary open access archive for the deposit and dissemination of scientific research documents, whether they are published or not. The documents may come from teaching and research institutions in France or abroad, or from public or private research centers.

L'archive ouverte pluridisciplinaire **HAL**, est destinée au dépôt et à la diffusion de documents scientifiques de niveau recherche, publiés ou non, émanant des établissements d'enseignement et de recherche français ou étrangers, des laboratoires publics ou privés.



Open Archive Toulouse Archive Ouverte (OATAO)

OATAO is an open access repository that collects the work of Toulouse researchers and makes it freely available over the web where possible.

This is an author-deposited version published in: <http://oatao.univ-toulouse.fr/>
Eprints ID: 6176

To link to this article: DOI: 10.1006/ecss.2001.0855
URL: <http://dx.doi.org/10.1006/ecss.2001.0855>

To cite this version: Laffaille, Pascal and Feunteun, Eric and Lefebvre, C. and Radureau, Alain and Sagan, Gaël and Lefeuvre, Jean-Claude *Can thin-lipped mullet directly exploit the primary and detritic production of European macrotidal salt marshes?* (2002) *Estuarine, Coastal and Shelf Science*, Vol. 54 (n° 4). pp. 729-736. ISSN 0272-7714

Any correspondence concerning this service should be sent to the repository administrator: staff-oatao@listes-diff.inp-toulouse.fr

Can Thin-lipped Mullet Directly Exploit the Primary and Detritic Production of European Macrotidal Salt Marshes?

P. Laffaille^{a,b,c}, E. Feunteun^a, C. Lefebvre^a, A. Radureau^a, G. Sagan^a and J.-C. Lefeuvre^a

^aUniversité de Rennes 1, UMR 6553 'EcoBio', Campus Beaulieu, 35042 Rennes Cedex, France

^bPresent address: Université de Toulouse 3, UMR 5576 'CESAC', Bât IV R3, 118 route de Narbonne, 31062 Toulouse Cedex, France

Juveniles and adults (>100 mm) of *Liza ramada* colonize macrotidal salt marsh creeks of Mont Saint-Michel bay (France) between March and November, during spring tide floods (43% of the tides) and return to coastal waters during the ebb. This fish species actively feeds during its short stay in the creek (from 1 to 2 h). On average, each fish swallows sediment including living and inert organic matter, which amounts to 8% of its fresh body weight. Their diet is dominated by small benthic items (especially diatoms and salt marsh plant detritus), that correspond to the primary and detritic production of this macrotidal salt marsh creek. Despite very short submersion periods, mullets filter and ingest large quantities of sediment and concentrated organic matter (on average organic matter in stomach content is 31%) produced by these coastal wetlands. European salt marshes are thus shown to act as trophic areas for mullets, which are well adapted to this constraining habitat which is only flooded for short periods during spring tides.

Keywords: *Liza ramada*; tidal salt marsh; feeding; adaptation; organic matter fluxes

Introduction

North American salt marshes are known to play a trophic role for many fishes and macrocrustaceans (Shenker & Dean, 1979; Boesch & Turner, 1984; Kneib, 1997). Many of these species depend, for some period of their life cycle, on the intense primary productivity and refuge provided by vascular plants. Along the north East Coast of North America, the salt marshes occupy the major part of the intertidal area and are immersed at each tide (McKee & Patrick, 1988). In most European bays and estuaries, salt marshes are confined to the uppermost part of the intertidal area where they are immersed only periodically by spring high tides (Morley, 1973; Beeftink, 1977). Only few fish species invade this environment during the short period of submersion (Cattrijsse *et al.*, 1994; Laffaille *et al.*, 2000a; Mathieson *et al.*, 2000). Mulletts, especially *Liza ramada* (Risso, 1826), largely dominate this community and represent 87% of the biomass of the sampled fish community in the Mont Saint-Michel bay, France (Laffaille *et al.*, 2000a). This species is the

most abundant limno-benthofagous species both in tidal flats and estuaries in this coastal region of France (Feunteun & Laffaille, 1997; Laffaille *et al.*, 2000b).

Mulletts are among the most common species of tropical and temperate marine coastal waters in the world (Nelson, 1994) and constitute a fundamental protein resource for a number of human populations living in coastal areas. Thus, their biology and ecology have often been studied in numerous environments (Thomson, 1966; Zisman *et al.*, 1975; Collins, 1981; Al-Daham & Wahab, 1991). Although, an abundant literature focuses on various aspects of mulletts' feeding habits (Odum, 1968; Albertini-Berhault, 1974; De Silva & Wijeyaratne, 1977; De Silva & Silva, 1979; De Silva, 1980), the available literature concerning feeding ecology of *Liza ramada* focuses on young stages (Albertini-Berhault, 1973, 1974, 1979; Zismann *et al.*, 1975; Ferrari & Chierigato, 1981) or in fish farming systems (Yashouv & Ben-Sachar, 1967; Cardona & Castello, 1994; Cardona, 1996). Only Hickling (1970), Almeida *et al.* (1993), and Shapiro (1998) have studied the feeding habits of juveniles and adults in natural environments.

Compared to other marine, brackish and freshwater habitats, there are very few quantitative studies

^cCorresponding author. E-mail: plaffaille@hotmail.com

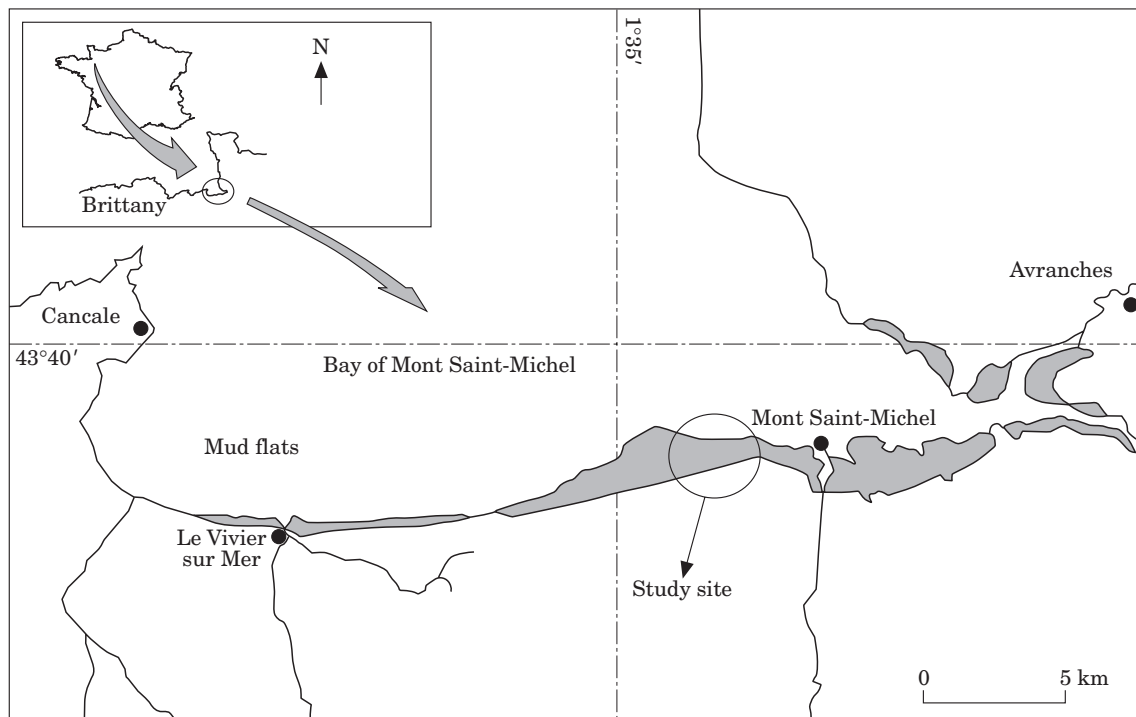


FIGURE 1. Location of the Mont Saint-Michel bay and study site.

concerning the feeding ecology of fish populations dwelling in these tidal wetlands, especially in Europe. Thus, the objective of this study is to describe the diet of juvenile and adult (>100 mm) *Liza ramada* mullets in the macrotidal salt marsh creek of the Mont Saint-Michel Bay in order to know if thin-lipped mullet can directly exploit the primary and detritic production of macrotidal salt marshes.

Material and methods

Study site

The Mont Saint-Michel bay (France) is a 500 km² littoral zone situated in the Normano-Breton Gulf (lat. 48°40'N, long. 1°40'W) (Figure 1). This bay is a semi-diurnal macrotidal system with the second highest tidal range in Europe (average: 10–11 m and up to 16 m). The intertidal zone covers 220 km² including 180 km² of mud flats and 40 km² of salt marshes.

The seawater goes into a dense network of creeks inside these salt marshes during a number of tidal cycles. The study site (Figure 1), located at the West of the Mont Saint-Michel and dominated by *Atriplex portulacoides* (Bouchard & Lefeuvre, 1996), is situated on a 15 m wide creek. The water only reaches this creek during 43% of the tides, when the water level is

higher than 11.25 m. Salt marsh vegetation is flooded only when tidal amplitudes are greater than 12.40 m (5–10% of tides). The creek is flooded on average for 2 h every springtime (Troccaz *et al.*, 1994). During the rest of the time, the salt marshes, including tidal creeks and vegetated tidal flats, remain unflooded.

Fish sampling

In this creek, *Liza ramada* were sampled during 50 high spring tides between January and December 1997. The sampling technique described by Laffaille *et al.* (1998) was applied. A fyke net (4 mm mesh size kуст to kуст, 5 m deep, 1.8 m high and 20 m long) and three trammel nets (30 to 70 mm mesh size kуст to kуст, 2 m high and 30 m long) were set across the creek. Each month, the mullets were caught during two different and consecutive tides during entire flood or ebb in order to analyse quantitatively and qualitatively the stomach contents before and after their residence in the salt marsh creeks. In each tide, nets remained in the creek for the entire flood or ebb period.

The fish lengths were measured to the closest mm (fork length, FL) and weighed to the nearest g (individual fresh body weight, BW). All the sampled mullets were deep-frozen (–18 °C) until laboratory analyses.

Diets

The entire content of the digestive tract of each mullet was extracted and weighed to the nearest 0.1 g (gut content fresh weight, FW). The gonads were also weighed (GW). The instantaneous feeding ration (%Ir) was calculated according to Laffaille *et al.* (1999): $\%Ir = [FW/(BW-GW)] * 100$. In all the cases, mullets colonized the marsh creeks with the flood and set out of the creeks with the ebb (Laffaille *et al.*, 2000a). Thus, the material (including organic and inorganic compounds) contained in the digestive tract of the fish captured during flood must have come from the adjacent mud flats; whereas those of the mullets captured during ebb came from the mud flats and the marsh creeks. The monthly differences of instantaneous feeding ration ($\Delta\%Ir$) between flood and ebb enabled us to estimate the minimal quantity of material swallowed only in the creeks at each tide (see Laffaille *et al.*, 1998). A rapid food intake and maintenance of a constant stomach content during digestion favours a high assimilation of food (Godin, 1981), and may cause the $\Delta\%Ir$ observed in the salt marsh for mullet to be underestimated (see Laffaille *et al.*, 2001).

Adapted from Almeida *et al.* (1993), a 200 mg sample was removed monthly from three mullets' stomachs caught during ebb, and suspended in 5 ml of distilled water. The samples were shaken thoroughly and a known volume was pipetted onto a slide with an etched grid. A constant area was examined in all samples and the food items were identified and counted, for established numeric composition (%N). The frequency of occurrence (%FO) of each food item was estimated according to Hureau (1970) and was classified into three categories (I): accidental, $\%FO < 10\%$; secondary $10\% < \%FO < 50\%$; and preferential $\%FO > 50\%$. The objective was to search for characteristic salt marsh food items in the mullets' stomach contents.

Percentage of organic matter

The percentage of particulate organic matter (%POM) was assessed each month in five stomach contents of mullets caught during ebb according to Almeida *et al.* (1993): $\%POM = [1 - (SWC/SWD)] * 100$, where SWC is the stomach content weight after ignition (at 480 °C during 48 h) and SWD is the stomach content weight after desiccation (at 50 °C during 48 h).

Statistics

The variations of %Ir and %POM were analysed using ANCOVA (covariate: mullet size; factors: tidal

situation and sampling date) and Tukey's multiple range test accordingly with Sokal and Rohlf (1981). In order to normalize the distribution, an arcsine square root transformation was realized.

Results

A total of 733 *Liza ramada* (>100 mm) specimens were caught between March and November. None occurred during winter sampling (January, February and December), which suggests that they do not colonize salt marshes during the cold season. Of the 416 stomach contents analysed, 85 were from fish caught during flood and 331 during ebb.

The interaction effects of tide situation and sampling date is significant for the instantaneous feeding ration (%Ir) [ANCOVA (factors=tide*date), $df=8$, $F=6.608$, $P<0.001$]. %Ir increase between flood and ebb, from $7.0\% \pm 2.4$ to $14.8\% \pm 3.8$ respectively (Figure 2). At each tide, the mullets thus swallowed a quantity of sediment in the creeks representing at least 7.8% of their body weight. For most sampling months, %Ir is significantly higher at ebb than at flood, suggesting that mullets forage actively every time they invade the tidal creeks. However, the minimal quantity of ingested food varies according to the month, from minimum value (3.2%) in November to maximum value (12.7%) in June. No size dependent variations were found [ANCOVA (covariate=mullet size), $df=1$, $F=1.441$, $P=0.231$].

The stomach content of mullets is mainly composed of sediments, microphytobenthos, a mixture of halophytic and microphytic detritus, and meiofauna (Table 1). Indeed diatoms, copepods, nematodes and detritus are the preferential items ($\%FO > 50\%$). Numerically, diatoms are highly dominant ($\%N > 90\%$) particularly *Gyrosigma accuminatum* and *Paralia sulcata* ($\%N=57\%$). The dominant diatom species are mainly benthic forms (Peragallo & Peragallo, 1897; Hustedt, 1927–1930; Hustedt, 1931–1959; Hustedt, 1961–1966; Hendey, 1964; Germain, 1981; Round *et al.*, 1990; Tomas, 1997) as for other items (zoobenthos and organic detritus).

On average, the stomach contents of *Liza ramada* include $31.3\% \pm 7.6$ of particulate organic matter (Figure 3). As for %Ir, %POM is a monthly variable, which is independent from mullet size [ANCOVA (factor=date), $df=8$, $F=12.361$, $P<0.001$; (covariate=mullet size), $df=1$, $F=0.180$, $P=0.674$]. Two groups are distinguished (Tukey's multiple range test), the first concerns months with the lowest %POM content from March to August ($\%POM=25.7\%$ to 31.7%), the second concerns

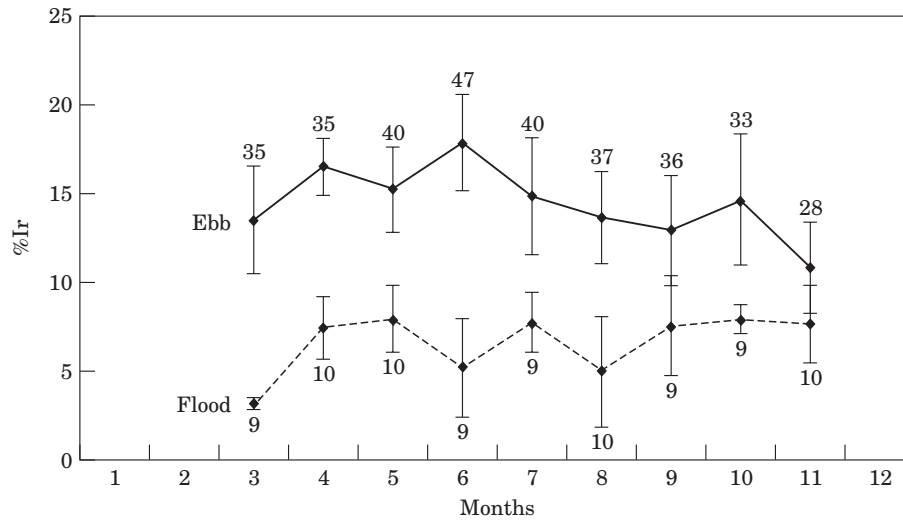


FIGURE 2. Comparison, between ebb and flood tide, of the monthly fluctuations of instantaneous ration (%Ir). Vertical lines represent the standard deviation (sd). Number of stomachs analysed was above or below each standard deviation bar.

TABLE 1. Preferential food items (%FO>50%) identified in the stomach contents of *Liza ramada* caught during ebb tide

Species	%FO	%N	Benthic	Planktonic
Nematods	76.5	6.3	*	
Copepods	76.5	1.0	*	
Diatoms				
<i>Paralia sulcata</i> Ehrenberg	100.0	19.8	*	
<i>Coscinodiscus eccentricus</i> Ehrenberg	100.0	0.8	*	
<i>Actinopterychus senarius</i> Ehrenberg	94.1	2.2	*	
<i>Melosira westii</i> Wm. Smith	94.1	1.8	*	*
<i>Gyrosigma accuminatum</i> (Kutzing) Rabenhorst	82.4	37.1	*	
<i>Navicula</i> sp. (Bory)	82.4	6.2		
<i>Petrodictyon gemma</i> (Ehrenberg) Ehrenberg	82.4	0.4	*	*
<i>Navicula phyllepta</i> Kutzing	76.5	9.8	*	*
<i>Pleurosigma angulatum</i> (Quekett) Wm. Smith	76.5	0.7	*	
<i>Raphoneis amphiceros</i> (Ehrenberg) Ehrenberg	76.5	0.3	*	
<i>Dimeregramma minor</i> (Gregory) Ralphs	58.8	1.4	*	
<i>Brockmanniella brockmannii</i> (Hustedt) Hasle & al.	52.9	4.3	*	*
<i>Odontella aurita</i> (Lyngbye) Agardh	52.9	0.6	*	*
<i>Psammodictyon panduriforme</i> (Gregory) D. G. Mann	52.9	0.3	*	*
<i>Pleurosigma aestuarii</i> (de Brébisson ex Kutzing) Wm. Smith	52.9	0.2	*	*
Indetermined	100.0	4.4		
Detritus	100.0	?	*	

%FO: frequency of occurrence; %N: numerical structure; ?: no data. Round *et al.* (1990) diatom classification. Secondary food items (10%<%FO<50%): *Surirella robusta* var. *splendida* (Ehrenberg) Van Heurck, *Odontella mobiliensis* (Bailey) Grunow, *Surirella ovata* Kutzing, *Lyrella clavata* (Gregory) D. G. Mann, *Podosira stelliger* (Bailey) Mann, *Petroneis humerosa* (de Brebisson) A. J. Stickle & D. G. Mann, *Lyrella hennedyi* (Wm. Smith) A. J. Stickle & D. G. Mann, *Scolioneis tumida* (de Brébisson ex Kutzing) D. G. Mann, *Diploneis crabo* Ehrenberg, *Surirella elegans* Ehrenberg, *Nitzschia lanceolata* Wm. Smith, *Triceratium alternans* Bailey, *Campylosira grevillei* (Wm. Schmidt) Grunow ex Van Heurck, *Grammatophora serpentina* Ehrenberg, *Melosira juergensii* Agardh, *Auliscus sculptus* (Wm. Smith) Ralphs, *Diploneis smithii* (de Brébisson) Cleve, *Grammatophora marina* (Lyngbye) Kutzing, *Odontella rhombus* (Ehrenberg) Kutzing, *Triceratium favus* Ehrenberg & *Amphora* sp. (Ehrenberg ex Kutzing).

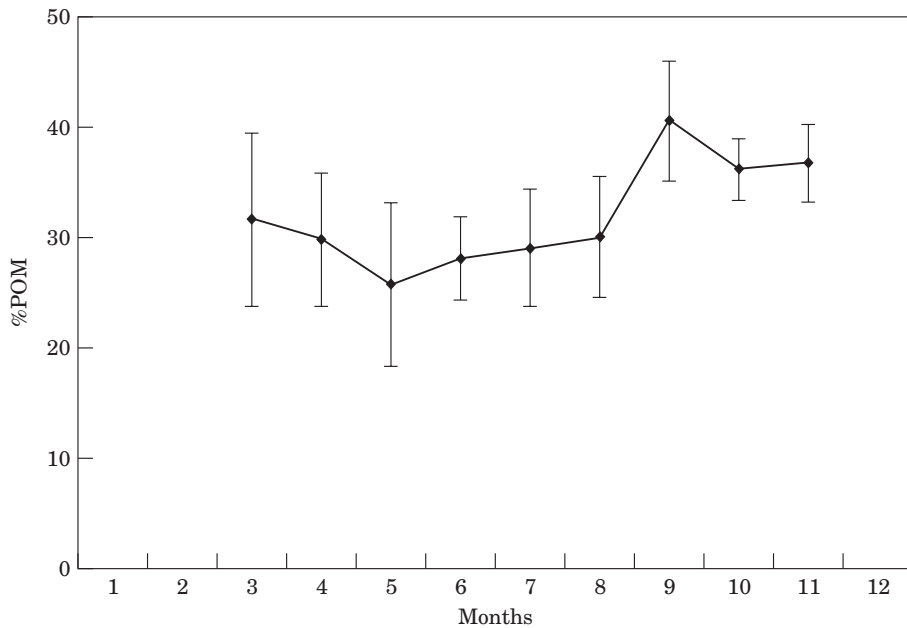


FIGURE 3. Monthly fluctuations of percentage of particulate organic matter (%POM) in stomach contents. Vertical lines represent the standard deviation (sd). Each month, 5 stomach contents were analysed.

autumn (September to November) when %POM is higher (36.1% to 40.5%).

Discussion

Liza ramada is a highly euryhaline species that colonizes the tidal salt marsh creeks of Mont Saint-Michel bay from March to November (Laffaille *et al.*, 2000a). The high %Ir recorded at flood indicates that these fish start foraging the surface of the sediment as soon as (and/or even before) they arrive in the creeks of the salt marsh. The instantaneous feeding ration increases greatly during the 1 to 2 h that the fishes are present in the salt marsh from their arrival in the marsh at flood (on average, %Ir=7%) and their exit at ebb (on average, %Ir=15%). Consequently, we assume that mullet ingest a quantity of sediment representing more than 8% of their body weight during their residence in the salt marsh creeks. This high feeding rate must be related to the site. Indeed, in brackish tidal areas, *L. ramada* feeds mainly at high tide (Almeida *et al.*, 1993) in areas which are only accessible at spring tides (e.g. in salt marsh creek of Mont Saint Michel's bay during 43% of the tides) and for very brief moments (1 to 2 h in these creeks).

Most frequent and dominant items (diatoms, meiofauna and halophytic detritus) have a benthic origin and occur in creek sediments (Lang, 1999; Radureau *et al.*, 1999; Sagan *et al.*, 2000). *Paralia sulcata* is the most widespread diatom in the tidal flats and in the

creeks, therefore it logically occurred frequently in the mullets' stomach contents. Other diatoms such as *Coscinodiscus eccentricus*, *Melosira westii* and *Raphoneis amphicerus* are present either in mudflats or in creeks, whereas *Gyrosigma accuminatum*, *Navicula phyllepta*, *Petrodictyon gemma* and *Pleurosigma angulatum* mainly occur in the creeks (see preceding references) and represent food items characteristic to salt marshes. This confirms that mullet was feeding in the salt marsh creek. Thus we assume that large *Liza ramada* forage in the superficial sediment layer of European macrotidal salt marsh creek, as is the case in other environments (Hickling, 1970; Bruslé, 1981; Almeida *et al.*, 1993; Shapiro, 1998) and for many other mullet species (Odum, 1970; Fagade & Olaniyan, 1973; Masson & Marais, 1975). This interpretation is confirmed by many foraging marks, which are observed on the sediments in the creeks after the ebb. Marchand (1978) and Almeida (pers. comm.) also describe similar foraging marks on the estuary tidal flats sediment of river Loire (France) and River Mira (Portugal), respectively.

The tidal flats are unvegetated and primary production is exclusively due to microphytobenthos communities dominated by diatoms. In the salt marsh (dominated by *Atriplex portulacoides*) of the Mont Saint-Michel bay, less than 1% of halophytic production is exported from salt marshes to intertidal mudflats as macrodetritus (Lefevre *et al.*, 2000). Furthermore, fast decomposition processes are

observed on marsh and creek surface sediment: under favourable conditions, the halophytic detritus biomass could disappear in 30 days, due to the high bacterial activity (Créach *et al.*, 1997). This organic matter is rapidly decomposed as nutrients in dissolved organic matter on the production site (Bouchard *et al.*, 1998; Lefeuvre *et al.*, 2000). These nutrients may favour the development of microphytobenthos and mainly diatoms in salt marsh creeks. Both organic matter sources (halophytic detritus in decomposition and microphytobenthos) provide food for limno-benthofagous species such as the mullet *L. ramada* that colonize the salt marsh creek with the flood. Consequently, *L. ramada* directly exploits primary (corresponding to diatoms) and detritic production of macrotidal salt marshes, which are concentrated in the creeks.

The percentage of organic matter contained in the stomach contents is highly variable (between 26% and 40%). Generally, %POM also varies according to the season (Lasserre *et al.*, 1977 for *Chelon labrosus*; Almeida *et al.*, 1993 for *L. ramada*; Cardona, 1999 for *L. saliens*; this study, for *L. ramada*), whereas Hickling (1970) does not report seasonal variation for *L. ramada*. During our study, %POM was maximal in autumn. These monthly variations are likely to be overruled by algae community dynamics (Savouré & Radureau, 1996; Radureau *et al.*, 1999; Sagan *et al.*, 2000) and halophyte detritus in the sediment (Bouchard, pers. comm.). Indeed, diatom densities peak at the beginning of summer and in autumn in the salt marsh creeks. Also the detritus from halophytic plant senescence are maximal in autumn. Moreover, the taste buds of mullets which occur on the mouth-pharyngeal filter (Hossler & Merchant, 1983) enable the selection of highly energetic detritus, but they probably also enable the fish to find the patches where most the abundant and appetising items are present (Larson & Shanks, 1996). This present study confirms that halophyte detritus of salt marsh and benthic microalgae contribute to coastal fishery yield such as demonstrated Peters and Schaaf (1991) and Mallin *et al.* (1992).

Conclusion

Thanks to their important ecological tolerance, mullets may invade tidal creeks where important food resources are available. Despite very short submersion periods, mullets filter and ingest large quantities of sediment, and concentrate and assimilate organic matter produced by these coastal wetlands, which therefore act as important feeding areas for these species and other exploiting fish species (Laffaille *et al.*, 2001). Although organic matter exportation

from salt marshes to sea water by physical vectors such as tidal currents can be significant (Teal, 1962; Nixon, 1980; Gordon & Cranford, 1994), export of organic matter from salt marshes is facilitated by trophic migration of aquatic fauna (Kneib & Stiven, 1982; Kneib, 1987; Lefeuvre *et al.*, 1999). Only a few fish species are able to assimilate salt marsh primary production directly; which is the case for the clupeid *Brevoortia patronus* in the United States (Deegan *et al.*, 1990) and *Liza* spp. in Europe. More than all the other teleosts dwelling in estuaries in temperate areas, mullets probably contribute significantly to the ecological functioning of these systems because they directly use the primary production, they accelerate turnover of microalgae communities and they are involved in energy fluxes in and between coastal marine systems (Odum, 1970; Laffaille *et al.*, 1998; Lefeuvre *et al.*, 1999).

Acknowledgements

This study was funded by EU ELOISE RTD research projects no. ENV4-CT97-0436 (Eurosam). We thank two anonymous reviewers for comments on an earlier version of this manuscript and H. Collier for corrections to the English version. We are indebted to many colleagues for their help in mullet sampling.

References

- Albertini-Berhault, J. 1973 Biologie des stades juvéniles de téléostéens mugilidae *Mugil auratus* Risso, 1810, *Mugil capito* Cuvier, 1829 et *Mugil saliens* Risso, 1810. I. Régime alimentaire. *Aquaculture* 2, 251–266.
- Albertini-Berhault, J. 1974 Biologie des stades juvéniles de téléostéens mugilidae *Mugil auratus* Risso, 1810, *Mugil capito* Cuvier, 1829 et *Mugil saliens* Risso, 1810. II. Modifications du régime alimentaire en relation avec la taille. *Aquaculture* 4, 13–27.
- Albertini-Berhault, J. 1979 Rythme alimentaire chez les jeunes *Mugil capito* (Teleostéens Mugilidae) dans le golfe de Marseille. *Téthys* 9, 79–82.
- Al-Daham, N. K. & Wahab, N. K. 1991 Age, growth and reproduction of the greenback mullet, *Liza subviridis* (Valenciennes), in an estuary in Southern Iraq. *Journal of Fish Biology* 38, 81–88.
- Almeida, P. M. R., Moreira, F., Costa, J. L., Assis, C. A. & Costa, M. J. 1993 The feeding strategies of *Liza ramada* (Risso, 1826) in fresh and brackish water in the River Tagus, Portugal. *Journal of Fish Biology* 42, 95–107.
- Beetink, W. G. 1977 The coastal salt marshes of western and northern Europe: an ecological and phytosociological approach. In *Wet Coastal Ecosystems* (Chapman, V. J., ed.). Elsevier, Amsterdam, pp. 93–121.
- Boesch, D. F. & Turner, R. E. 1984 Dependence of fishery species on salt marshes: the role of food and refuge. *Estuaries* 7, 460–468.
- Bouchard, V. & Lefeuvre, J.-C. 1996 Hétérogénéité de la productivité d'*Atriplex portulacoides* (L.) Aellen dans un marais salé macrotidal. *Compte Rendu de l'Académie des Sciences Paris III, Life Science* 319, 1027–1034.

- Bouchard, V., Créach, V., Lefeuvre, J.-C., Bertru, G. & Mariotti, A. 1998 Fate of plant detritus in a European salt marsh dominated by *Atriplex portulacoides* (L.) Aellen. *Hydrobiologia* **373/374**, 75–87.
- Bruslé, J. 1981 Food and feeding in grey mullets. In *Aquaculture of grey mullets* (Oren, O. H., ed.). Cambridge University Press, Cambridge, pp. 185–217.
- Cardona, L. & Castello, F. 1994 Relative importance of plankton and benthos as food sources for *Mugil cephalus* and *Liza ramada* in Israeli semi-intensive fish ponds. *The Israeli Journal of Aquaculture, Bamidgah* **46**, 197–202.
- Cardona, L. 1996 Microalgae selection by mullets (*Mugil cephalus* and *Liza ramada*) in Israeli semi-intensive fish ponds. *The Israeli Journal of Aquaculture, Bamidgah* **48**, 165–173.
- Cardona, L. 1999 Seasonal changes in the food quality, diel feeding rhythm and growth rate of juvenile leaping grey mullet *Liza saliens*. *Aquatic Living Resources* **12**, 263–270.
- Cattrijsse, A., Makawaia, E. S., Dankwa, H. R., Hamerlynck, O. & Hemminga, M. A. 1994 Nekton communities of an intertidal creek of a European estuarine brackish marsh. *Marine Ecology Progress Series* **109**, 195–208.
- Collins, M. R. 1981 The feeding periodicity of striped mullet, *Mugil cephalus* L., in two Florida habitats. *Journal of Fish Biology* **19**, 307–315.
- Créach, V., Schricke, M. T., Bertru, G. & Mariotti, A. 1997 Stable isotope and gut analyse to determine feeding relationships in saltmarsh macroconsumers. *Estuarine, Coastal and Shelf Science* **44**, 599–611.
- Deegan, L. A., Peterson, B. J. & Portier, R. 1990 Stable isotopes and cellulase activity as evidence for detritus as a food source for juvenile Gulf menhaden. *Estuaries* **13**, 14–19.
- De Silva, S. S. 1980 Biology of juvenile grey mullet: a short review. *Aquaculture* **19**, 21–36.
- De Silva, S. S. & Wijeyaratne, M. J. S. 1977 Studies on the biology of young grey mullet, *Mugil cephalus* L. II. Food and feeding. *Aquaculture* **12**, 157–167.
- De Silva, S. S. & Silva, E. I. L. 1979 Biology of young grey mullet, *Mugil cephalus* L. population in a coastal lagoon in Sri Lanka. *Journal of Fish Biology* **15**, 9–20.
- Fagade, S. O. & Olanian, C. I. O. 1973 The food and feeding interrelationship of the fishes in the Lagos lagoon. *Journal of Fish Biology* **5**, 205–225.
- Ferrari, I. & Chiericato, A. R. 1981 Feeding habits of juvenile stages of *Sparus auratus* L., *Dicentrarchus labrax* L. and Mugilidae in a brackish embayment of the Po River delta. *Aquaculture* **25**, 43–57.
- Feunteun, E. & Laffaille, P. 1997 Les peuplements piscicoles de la Baie du Mont Saint-Michel. *Penn Ar Bed* **164**, 50–56.
- Godin, J. G. 1981 Effects of hunger on the daily pattern of feeding rates in juvenile pink salmon, *Oncorhynchus gorbusha* W. *Journal of Fish Biology* **19**, 63–71.
- Gordon, D. C. Jr. & Cranford, P. J. 1994 Export of organic matter from macrotidal salt marshes in the upper bay of Fundy, Canada. In *Global Wetlands: Olds world and new* (Mitsh, W. J., ed.). Elsevier Science B.V., Amsterdam, pp. 257–264.
- Germain, H. 1981 Flore des diatomées. Diatomophycées. *Eaux douces et eaux saumâtres du Massif Armoricaïn et des contrées voisines d'Europe occidentale*. Boubée ed., Paris, 444 pp.
- Hendey, N. I. 1964 *An introductory account of the smaller algae of British coastal waters. Part 5: Bacillariophyceae (Diatoms)*. Fisheries Invest. London Ser. 4N, 298 pp.
- Hickling, C. F. 1970 A contribution to the natural history of the English grey mullets (pisces, Mugilidae). *Journal of the Marine Biological Association of the United Kingdom* **50**, 609–633.
- Hossler, F. E. & Merchant, L. H. 1983 Morphology of taste buds on the gill arches of the mullet *Mugil cephalus*, and the killifish *Fundulus heteroclitus*. *American Journal of Anat.* **166**, 299–312.
- Hureau, J. 1970 Biologie comparée de quelques poissons antarctiques (Nototheniidae). *Bulletin de l'Institut Océanographique (Monaco)* **68**, 1–244.
- Hustedt, F. 1927–1930 Die Kieselalgen Deutschlands, Oesterreichs und der Schweiz. In *Kryptogamen-Flora 7* (Rabenhorst, L., ed.), Leipzig, **part 1**, 1–272 (1927); 273–464 (1928); 465–608 (1929); 609–784 (1930); 785–925 (1930).
- Hustedt, F. 1931–1959 Die Kieselalgen Deutschlands, Oesterreichs und der Schweiz. In *Kryptogamen-Flora 7* (Rabenhorst, L., ed.), Leipzig, **part 2**, 1–176 (1931); 177–320 (1932); 321–432 (1933); 433–576 (1933); 577–736 (1937); 737–845 (1959).
- Hustedt, F. 1961–1966 Die Kieselalgen Deutschlands, Oesterreichs und der Schweiz. In *Kryptogamen-Flora 7* (Rabenhorst, L., ed.), Leipzig, **part 3**, 1–160 (1961); 161–348 (1962); 349–556 (1964); 557–816 (1966).
- Kneib, R. T. & Stiven, A. E. 1982 Benthic invertebrate responses to size and density manipulations of the common mummichog, *Fundulus heteroclitus*, in an intertidal salt marsh. *Ecology* **63**, 1518–1532.
- Kneib, R. T. 1987 Predation risk and use of intertidal habitats by young fishes and shrimps. *Ecology* **68**, 379–386.
- Kneib, R. T. 1997 The role of tidal marshes in the ecology of estuarine nekton. *Oceanography and Marine Biology: an Annual Review* **35**, 163–220.
- Laffaille, P., Brosse, S., Feunteun, E., Baisez, A. & Lefeuvre, J.-C. 1998 Role of fish communities in particulate organic matter fluxes between salt marshes and coastal marine waters in the Mont Saint-Michel Bay. *Hydrobiologia* **373/374**, 121–133.
- Laffaille, P., Feunteun, E. & Lefeuvre, J.-C. 1999 Compétition alimentaire entre deux espèces de gobie, *Pomatoschistus lozanoi* (de Buen) et *P. minutus* (Pallas), dans un marais salé macrotidal. *Compte Rendu de l'Académie des Sciences Paris, Life Sciences* **322**, 897–906.
- Laffaille, P., Feunteun, E. & Lefeuvre, J.-C. 2000a Composition of fish communities in an European macrotidal salt marshes (the Mont Saint-Michel Bay, France). *Estuarine, Coastal and Shelf Science* **51**, 429–438.
- Laffaille, P., Thieulle, L., Feunteun, E. & Lefeuvre, J.-C. 2000b Composition du peuplement piscicole d'un petit estuaire anthropisé (le Couesnon, France). *Bulletin Français de la Pêche et de la Pisciculture* **358**, 191–208.
- Laffaille, P., Lefeuvre, J.-C., Schricke, M.-T. & Feunteun, E. 2001 Feeding ecology of 0-group sea bass *Dicentrarchus labrax* in salt marshes of Mont Saint-Michel bay (France). *Estuaries* **24**, 116–125.
- Lang, F. 1999 *Etudes du peuplement benthique. Rétablissement du caractère maritime du Mont Saint-Michel, études en environnement, volume 3*. Syndicat mixte pour le rétablissement du caractère maritime du Mont Saint-Michel/Mission du Mont Saint-Michel/University of Rennes 1, France, 54 pp.
- Larson, E. T. & Shanks, A. L. 1996 Consumption of marine snow by two species of juvenile mullet and its contribution to their growth. *Marine Ecology Progress Series* **130**, 19–28.
- Lasserre, P., Renaud-Mornant, J. & Castel, J. 1977 Metabolic activities of meiofaunal communities in a semi-enclosed lagoon. Possibilities of trophic competition between meiofauna and migilid fish. In *10th European Symposium of Marine Biology* (EMRS ed.), pp. 393–414.
- Lefeuvre, J.-C., Laffaille, P. & Feunteun, E. 1999 Do fish communities function as biotic vectors of organic matter between salt marshes and marine coastal waters? *Aquatic Ecology* **33**, 293–299.
- Lefeuvre, J.-C., Bouchard, V., Feunteun, E., Grare, S., Laffaille, P. & Radureau, A. 2000 European salt marshes diversity and functioning: the case study of the Mont Saint-Michel bay, France. *Wetland Ecology and Management* **8**, 147–161.
- Mallin, M. A., Burkholder, J. M. & Sullivan, M. J. 1992 Contributions of benthic microalgae to coastal fishery yield. *Transactions of the American Fisheries Society* **121**, 691–695.
- Marchand, J. 1978 Contribution à l'étude des écosystèmes estuariens. 1977: état de la faune benthique et des relations trophiques de l'estuaire de la Loire en cours d'aménagement. Second colloque Franco-Japonais de Géographie 'Villes et Ports'. *Colloques Internationaux du CNRS* **587**, 445–462.

- Masson, H. & Marais, J. F. K. 1975 Stomach content analyses of mullet from the Swartkops estuary. *Zoologica Africana* **10**, 193–207.
- Mathieson, S., Cattrijsse, A., Costa, M. J., Drake, P., Elliott, M., Gardner, J. & Marchand, J. 2000 Fish assemblages of European tidal marshes: a comparison based on species, families and functional guilds. *Marine Ecology Progress Series* **204**, 225–242.
- McKee, K. L. & Patrick, W. H. 1988 The relationships of smooth cordgrass (*Spartina alterniflora*) to tidal datums: a review. *Estuaries* **11**, 143–151.
- Morley, J. V. 1973 Tidal immersion of *Spartina* marsh at Bridgwater Bay, Somerset. *Journal of Ecology* **61**, 383–386.
- Nelson, J. S. 1994 *Fishes of the world*, 3rd edition. John Wiley & Sons, New York, 600 pp.
- Nixon, S. W. 1980 Between coastal marshes and coastal waters—a review of 20 years of speculation and research on the role of salt marshes in estuarine productivity and water chemistry. In *Estuarine and wetland processes* (Hamilton, P. & McDonald, K. B., eds). Plenum, New York, pp. 437–525.
- Odum, W. E. 1968 The ecological significance of fine particle selection by the striped mullet *Mugil cephalus*. *Limnology and Oceanography* **13**, 92–97.
- Odum, W. E. 1970 Utilization of the direct grazing and plant detritus food chains by the striped mullet *Mugil cephalus*. In *Marine Food Chains* (Steele, J. H., ed.). Oliver & Boyd, Edinburgh, pp. 222–240.
- Peragello, H. & Peragello, M. 1897 Diatomées marines de France et des districts maritimes voisins. Tempère, M. J. ed. Grez-sur-Loing, vol. 1, 540 pp.; vol. 2, 137 pl.
- Peters, D. S. & Schaaf, W. E. 1991 Empirical model of the trophic basis for fishery yield in coastal waters of the eastern USA. *Transactions of the American Fisheries Society* **120**, 459–473.
- Radureau, A., Jigorel, A., Laffaille, P. & Lang, F. 1999 *Etudes de la grande criche de l'est. Rétablissement du caractère maritime du Mont Saint-Michel, études en environnement, volume 2b*. Syndicat mixte pour le rétablissement du caractère maritime du Mont Saint-Michel/Mission du Mont Saint-Michel/University of Rennes 1, France, 86 pp.
- Round, F. E., Crawford, R. M. & Mann, D. G. 1990 *The diatoms. Biology and morphology of the genera*. Cambridge University Press, 747 pp.
- Sagan, G., Radureau, A., Le Rouzic, B. & Feunteun, E. 2000 Spatio-temporal variations of microphytobenthos community structure and biomass in macrotidal salt marshes of the Mont Saint-Michel Bay. Task 5. In *European salt marsh modelling* (Feunteun, E., Thorin, S. & Lefeuvre, J.-C., eds). EU programme Environment and Climate. ENV4-CT97-0436, University of Rennes 1, pp. 172–207.
- Savouré, B. & Radureau, A. 1996 Production primaire microphytobenthique en milieu instable et mytiliculture. In *Effects of environmentale change on European salt marshes* (Lefeuvre, J.-C., ed.). University of Rennes 1, (France), pp. 182–192.
- Shapiro, J. 1998 Food of the thin-lipped grey mullet (*Liza ramada*) in Lake Kinneret, Israel. *The Israeli Journal of Aquaculture, Bamidgeh* **50**, 3–11.
- Shenker, J. M. & Dean, J. M. 1979 The utilisation of an intertidal salt marshes creek by larval and juvenile fishes: abundance, diversity and temporal variation. *Estuaries* **2**, 154–153.
- Sokal, R. R. & Rohlf, F. J. 1981 *Biometry. The principles and practice of statistics in biological research*, second edition. W. H. Freeman & Company, eds, New York.
- Teal, J. M. 1962 Energy flow in the salt marsh ecosystem of Georgia. *Ecology* **43**, 614–624.
- Thomson, J. M. 1966 The grey mullets. *Oceanography and Marine Biology: an Annual Review* **4**, 301–355.
- Tomas, C. R., ed. 1997 *Identifying marine phytoplankton*. Academic Press, London, 858 pp..
- Trocraz, O., Giraud, F., Bertru, G. & Lefeuvre, J.-C. 1994 Methodology for studying exchanges between saltmarshes and coastal marine waters. *Wetland Ecology and Management* **3**, 37–48.
- Yashouv, A. & Ben Shachar, A. 1967 Breeding and growth of Mugilidae. II. Feeding experiments under laboratory conditions with *Mugil cephalus* L. and *Mugil capito* C. *The Israeli Journal of Aquaculture, Bamidgeh* **19**, 50–66.
- Zismann, L., Berdugo, V. & Kimor, B. 1975 The food and feeding habits of early stages of grey mullet in the Haifa Bay region. *Aquaculture* **6**, 59–75.