



Construction of modified Godunov type schemes accurate at any Mach number for the compressible Euler system

Stéphane Dellacherie, Jonathan Jung, Pascal Omnes, Pierre-Arnaud Raviart

► To cite this version:

Stéphane Dellacherie, Jonathan Jung, Pascal Omnes, Pierre-Arnaud Raviart. Construction of modified Godunov type schemes accurate at any Mach number for the compressible Euler system. 2015. hal-00776629v3

HAL Id: hal-00776629

<https://hal.science/hal-00776629v3>

Preprint submitted on 26 Nov 2015 (v3), last revised 15 Aug 2016 (v4)

HAL is a multi-disciplinary open access archive for the deposit and dissemination of scientific research documents, whether they are published or not. The documents may come from teaching and research institutions in France or abroad, or from public or private research centers.

L'archive ouverte pluridisciplinaire **HAL**, est destinée au dépôt et à la diffusion de documents scientifiques de niveau recherche, publiés ou non, émanant des établissements d'enseignement et de recherche français ou étrangers, des laboratoires publics ou privés.

Construction of modified Godunov type schemes accurate at any Mach number for the compressible Euler system

Stéphane Dellacherie^{a,b}, Jonathan Jung^{b,c,d}, Pascal Omnes^{a,e}, Pierre-Arnaud Raviart^b

^aCommissariat à l'Énergie Atomique et aux Énergies Alternatives, CEA, DEN, DM2S, STMF, F-91191 Gif-sur-Yvette, France.

^bUniversité Pierre et Marie Curie (Paris 6), LRC-Manon, Laboratoire J.L. Lions, 4 place Jussieu, 75005 Paris, France.

^cLMA-IPRA, Université de Pau et des Pays de l'Adour, UMR CNRS 5142, Avenue de l'Université, 64013 Pau, France.

^dINRIA Bordeaux Sud Ouest, Cagire Team, 351 Cours de la Libération, 33405 Talence, France.

^eUniversité Paris 13, Sorbonne Paris Cité, LAGA, CNRS (UMR 7539),
99 Avenue J.-B. Clément F-93430, Villetaneuse Cedex, France.

Abstract

Through a linear analysis of a perturbed wave equation, we show how to modify Godunov type schemes applied to the compressible Euler system to make them accurate at any Mach number. This allows to propose a family of *all Mach Godunov type schemes* and to justify existing all Mach schemes. In the non-linear barotropic case and when the Godunov type scheme is a Roe scheme, a linear stability result is proposed and a formal asymptotic analysis justifies the construction by showing how it is related with the linear analysis of a perturbed wave equation. All the studied numerical results show that the *all Mach Godunov scheme* is both accurate and stable for all Mach flows.

Key words:

Compressible Euler system, linear wave equation, low Mach number flow, Godunov scheme, Roe scheme.

1. Introduction

In many situations, the Mach number in the nuclear core of a pressurized water reactor is close to zero. This implies that the acoustic waves are often not crucial in the mass, momentum and energy balances to model the thermal-hydraulics in the nuclear core. As a consequence, a low Mach number model as the one proposed in [1, 2] can be a correct approach, such a model being free of any acoustic waves. Nevertheless, in some accidental situations, the Mach number is not always and/or not everywhere close to zero, which implies that acoustic waves (which can be rarefaction and/or shock waves) cannot be neglected. The simplest model which can model low Mach flows as well as rarefaction and/or shock waves is the compressible Euler system

$$\begin{cases} \partial_t \rho + \nabla \cdot (\rho \mathbf{u}) = 0, \\ \partial_t (\rho \mathbf{u}) + \nabla \cdot (\rho \mathbf{u} \otimes \mathbf{u}) + \nabla p = 0, \\ \partial_t (\rho E) + \nabla \cdot [(\rho E + p) \mathbf{u}] = 0 \end{cases} \quad (1)$$

Email addresses: stephane.dellacherie@cea.fr (Stéphane Dellacherie), jonathan.jung@univ-pau.fr (Jonathan Jung), pascal.omnes@cea.fr (Pascal Omnes), raviart@ljl.math.upmc.fr (Pierre-Arnaud Raviart)

which can be simplified into the barotropic Euler system

$$\begin{cases} \partial_t \rho + \nabla \cdot (\rho \mathbf{u}) = 0, \\ \partial_t (\rho \mathbf{u}) + \nabla \cdot (\rho \mathbf{u} \otimes \mathbf{u}) + \nabla p = 0 \end{cases} \quad (2)$$

when we suppose that the flow is isentropic. In (1) and (2), ρ is the density, p is the pressure, \mathbf{u} is the velocity and $E := \frac{|\mathbf{u}|^2}{2} + \varepsilon$ is the total energy, ε being the internal energy. To close (1) and (2), p , ρ and ε are linked through the respective given functions $p(\rho, \varepsilon)$ and $p(\rho)$ which define the equations of state of the fluid. At last, $t \geq 0$ is the time variable and the spatial variable is defined by $\mathbf{x} \in \mathbb{R}^d$ ($d \in \{1, 2, 3\}$ is the dimension of the space and is chosen as a function of the expected accuracy of the model). Of course, as a nuclear core is a bounded domain Ω in \mathbb{R}^d , we also have to define boundary conditions on $\partial\Omega$.

In order to capture rarefaction and/or shock waves, a classical numerical approach is to discretize (1) or (2) by using a Godunov type scheme. In this paper, a *Godunov type scheme* is a finite volume type scheme whose numerical fluxes are constructed by using an exact or an approximate 1D Riemann solver in the normal direction of the edges of the mesh (e.g. the Roe scheme [3] and the VFRoe scheme [4]). Nevertheless, it is now well known that Godunov type schemes applied to (1) or (2) are most of the time not accurate at low Mach number [5, 6, 7]: for the sake of simplicity, we name in the sequel "*low Mach number problem*" this loss of accuracy in the spatial periodic case for (1) or (2). When the mesh is cartesian and when the boundary conditions on $\partial\Omega$ are periodic – in other words, the physical space Ω is a torus \mathbb{T} included in \mathbb{R}^d –, it is shown in [8] that the *low Mach number problem* for (1) or (2) can be partially understood and can be cured by studying the *low Mach number problem* for the (dimensionless) wave equation

$$\begin{cases} \partial_t q + \frac{L}{M} q = 0, \\ q(t = 0, \mathbf{x}) = q^0(\mathbf{x}) \end{cases} \quad (3)$$

where M is the Mach number ($0 < M \ll 1$), $q := (r, \mathbf{u})^T \in \mathbb{R}^{1+d}$ and $L(q) := a_*(\nabla \cdot \mathbf{u}, \nabla r)^T$ is the acoustic operator (a_* is a constant of order one) whose kernel is given by

$$\text{Ker} L = \mathcal{E} \quad \text{with} \quad \mathcal{E} := \{q \in (L^2(\mathbb{T}))^{1+d} : \nabla r = 0 \text{ and } \nabla \cdot \mathbf{u} = 0\}. \quad (4)$$

More precisely, the *low Mach number problem* for (3) can be partially understood and can be cured by studying the linear equation

$$\begin{cases} \partial_t q + \frac{\mathcal{L}}{M} q = 0, \\ q(t = 0, \mathbf{x}) = q^0(\mathbf{x}), \end{cases} \quad (5)$$

$\mathcal{L} := L + \delta L$ being the acoustic operator L perturbed by a partial differential operator δL coming from the first order truncation error of the Godunov scheme applied to the linear wave equation (3). Let us underline that \mathcal{L} is a continuous operator in [8]; its discrete version \mathbb{L}_h is studied in [9]. It is underlined in [8] that when (5) is well-posed, the condition

$$\begin{aligned} & \text{"When the initial condition } q^0(\mathbf{x}) \text{ is close to the incompressible subspace } \mathcal{E}, \\ & \text{the solution } q(t, \mathbf{x}) \text{ of (5) remains close to its projection on } \mathcal{E} \text{ at any time."} \end{aligned} \quad (6)$$

is satisfied under the sufficient condition

$$q^0(\cdot) \in \mathcal{E} \quad \implies \quad \forall t \geq 0, \quad q(t, \cdot) \in \mathcal{E} \quad (7)$$

(see Point 2 of Theorem 2.2 in [8])¹. The mathematical expression of (6) is recalled in the sequel (see (30)). Condition (6) – which is satisfied by the solution of (3) – means that the flow remains close to an incompressible flow at any time when it is initially the case.

When δL is the first order truncation error of the Godunov scheme applied on a cartesian mesh and when $d \in \{2, 3\}$, we check that \mathcal{E} is not an invariant subspace for (5) (see Point 2 of Lemma 4.2 in [8]) and that the kernel of \mathcal{L} verifies

$$\text{Ker}\mathcal{L} \subsetneq \mathcal{E} \quad (8)$$

instead of (4) (see Point 3 of Lemma 4.3 in [8])². As a consequence, (6) may not be satisfied ((7) is only a sufficient condition) and $q(t, \mathbf{x})$ may be far from an incompressible flow. Thus, we have proposed in [8] to modify the Godunov scheme in such a way that (7) is satisfied. In the case of the Godunov scheme, the simplest choice to verify (7) is to center the discretization of the pressure gradient in the velocity equation (see also Point 2 of Lemma 4.2 in [8]) by deleting the upwinding stabilization term in this equation. Indeed, this *low Mach correction* – which defines the *low Mach Godunov scheme* – implies that

$$\text{Ker}\mathcal{L} = \mathcal{E} \quad (9)$$

(see Point 2 of Lemma 4.3 in [8]), which is stronger than (7). In the linear case (3), this theoretical approach gives a quite good understanding of the *low Mach number problem* and defines a simple and efficient *low Mach correction* for Godunov schemes. Moreover, numerical results proposed in [8] justify this correction in the non-linear case (*i.e.* for compressible Euler and Navier-Stokes systems) on meshes which are or are not cartesian. Nevertheless, the analysis proposed in [8] is partial and has been upgraded in [9] in four directions:

1. Condition (6) is too weak to characterize an accurate scheme at low Mach number for (3). Indeed, this condition does not exclude *a priori* a highly diffusive scheme in the incompressible space \mathcal{E} , that is to say a scheme for which $q(t, \mathbf{x})$ remains close to \mathcal{E} at any time and goes to zero in short time. To exclude this possibility, (6) has to be replaced by the stronger condition

"When the initial condition $q^0(\mathbf{x})$ is close to the incompressible subspace \mathcal{E} ,
the solution $q(t, \mathbf{x})$ of (5) remains close to the projection on \mathcal{E} of the initial condition q^0
at any time." (10)

Condition (10) is justified since the solution of (3) verifies (10). This point is implicitly used in [9] and is detailed in this paper. More precisely, the mathematical expression of (10) will be specified in the sequel (see (32)) and we will also prove that

$$\mathcal{E} \subseteq \text{Ker}\mathcal{L} \quad (11)$$

is a sufficient condition to satisfy (10) (see Point 2 of Theorem 2.2 in the sequel). Since (9) is satisfied for the *low Mach Godunov scheme*, we obtain that (10) is also satisfied. This justifies the *low Mach correction* proposed in [8].

¹The sufficient condition (7) means that \mathcal{E} is an invariant subspace for (5).

²When $d = 1$, \mathcal{E} is invariant – more precisely (9) is verified –, which underlines that the monodimensional case is particular (see Points 1 of Lemma 4.2 and 4.3 in [8]). In other words, the *low Mach number problem* does not exist when $d = 1$.

2. To explain the *low Mach number problem* on a cartesian mesh for (3), we have to prove that (10) is not verified in the case of the Godunov scheme. This result is proved in [9] in the continuous case by studying the short time behaviour of (5) and by using a Poincaré-Wirtinger inequality (see Proposition 4.1 and Corollary 4.1 in [9]).
3. It is also important to study the *discrete version* of the *low Mach correction* by analyzing the discrete version \mathbb{L}_h of \mathcal{L} . This is done in [9] where the link between $\text{Ker}\mathbb{L}_h$ and the discrete version \mathcal{E}_h of \mathcal{E} is studied on cartesian and triangular meshes (see Lemmas 5.1, 5.2 and 5.6 in [9]). Like in the continuous case, we also study in [9] the short time behaviour of the (ordinary differential) equation

$$\begin{cases} \partial_t q_h + \frac{\mathbb{L}_h}{M} q_h = 0, \\ q_h(t = 0) = q_h^0 \end{cases} \quad (12)$$

which is the discrete version of the (partial differential) equation (5) (see Proposition 5.1 in [9]) by using a discrete Poincaré-inequality whose proof can be found in [10]. This allows us to explain in the semi-discrete case the *low Mach number problem* on a cartesian mesh.

4. The *low Mach number problem* does not exist when the mesh is triangular [11, 12]. We explain in [9] this particular behaviour by proving that the discrete version $\text{Ker}\mathbb{L}_h = \mathcal{E}_h$ of (9) is satisfied when the mesh is triangular (see Lemma 5.1 in [9]). Indeed, this result implies that the discrete version of (10) is satisfied without any *low Mach correction*.

The results proposed in [9] contribute to the understanding of the *low Mach number problem* and justify the *low Mach correction* proposed in [8]. Nevertheless, as this *low Mach correction* is obtained by deleting a part of the upwinding stabilization term in the Godunov scheme, the *low Mach Godunov scheme* may be unstable in the case of the non-linear systems (1) and (2) when the Mach number is of order one (although it is stable in the linear case when the Mach number is close to zero: this important point will be proved in this paper, see Section 6). Thus, we propose and we justify in this paper an *all Mach correction* which allows to recover the *low Mach correction* when the Mach number goes to zero, and the classical Godunov scheme when the Mach number is of order one. This allows to obtain a modified Godunov scheme that we name *all Mach Godunov scheme*. This *all Mach correction* is identical to the one proposed in [13] and similar to the one proposed in [14, 15] when the Godunov type scheme is a Roe scheme. The difficulty to justify this correction comes from the fact that the kernel of the operator \mathcal{L} associated to this *all Mach Godunov scheme* is identical to the one obtained with the Godunov scheme – thus, it verifies (8) and does not verify (11) – and from the fact that (10) is not verified. In this paper, we prove that the *all Mach correction* is such that

"When the initial condition $q^0(\mathbf{x})$ is close to the incompressible subspace \mathcal{E} ,
the solution $q(t, \mathbf{x})$ of (5) remains close to the projection on \mathcal{E} of the initial condition q^0
for short times." (13)

And we justify the use of the *short time* condition (13) instead of the *long time* condition (10) although the solution of (3) verifies (10). This point also underlines that (11) is too strong to characterize a scheme verifying (13). Then, we extend the *all Mach correction* in the non-linear case, we prove a linear stability result for this all Mach scheme when the Godunov type scheme is a Roe scheme – which justifies from the stability point of view the all Mach schemes proposed in [14, 15] – and we propose numerical results in

the linear and non-linear cases. All these results justify the proposed *all Mach correction* for Godunov type schemes.

At last, we underline that the theoretical approach proposed in this paper is general in the sense that it can be also used to analyze (and possibly to correct) the low Mach accuracy of schemes which are not at all of Godunov type (*e.g.* schemes on staggered grids: see [9]). That is why we recalled in this introduction the main steps studied in [8, 9] and that we explain in the next section the low Mach problem in a general framework not restricted to Godunov type schemes before applying it to this type of schemes.

The outline of this paper is the following. In Section 2, we recall the *low Mach number problem* and the theoretical framework that we use in [8, 9] and we clarify some of our previous results. We introduce in Section 3 the definition of an accurate scheme at low Mach number in the linear case. In order to obtain an *all Mach Godunov scheme* in the case of the linear wave equation, we propose and we justify in Section 4 an *all Mach correction*. From this linear approach, we propose *all Mach Godunov type schemes* in Section 5 in the case of the barotropic Euler system (2). We propose in Section 6 a linear stability result for these non-linear schemes when the Godunov type scheme is a Roe scheme, and we justify in Section 7 the accuracy of this non-linear scheme with a formal asymptotic expansion. Sections 6 and 7 concern also the all Mach schemes proposed in [14, 15]. In Section 8, we extend the previous (barotropic) *all Mach Godunov type schemes* to the compressible Euler system (1). We underline in Section 9 that the proposed approach to obtain *all Mach schemes* is not restricted to Godunov type schemes. At last, we propose numerical results in Section 10 obtained on triangular and cartesian meshes for the 2D compressible Euler system. These numerical results show that the proposed non-linear *all Mach Godunov scheme* is stable and accurate for low Mach test cases and for test cases whose Mach number is not small and even greater than one, and on any mesh type.

2. The low Mach number problem

We recall in this section some results obtained in [8, 9].

2.1. The low Mach asymptotics in the non-linear case

Let us define the Mach number $M := \frac{\bar{u}}{\bar{a}}$ where \bar{u} and \bar{a} are respectively an order of the magnitude of the fluid velocity and of the sound velocity in the domain Ω . Then, when M is close to zero and when the initial conditions are well-prepared in the following sense

$$\begin{cases} \rho(t=0, \mathbf{x}) = \rho_*(\mathbf{x}), & (14a) \\ p(t=0, \mathbf{x}) = p_* + O(M^2), & (14b) \\ \mathbf{u}(t=0, \mathbf{x}) = \widehat{\mathbf{u}}(\mathbf{x}) + O(M) \quad \text{with} \quad \nabla \cdot \widehat{\mathbf{u}}(\mathbf{x}) = 0 & (14c) \end{cases}$$

(the notation $O(f)$ means *of the order of* f), the solution (ρ, \mathbf{u}, p) of the (dimensionless) compressible Euler system

$$\begin{cases} \partial_t \rho + \nabla \cdot (\rho \mathbf{u}) = 0, & (15a) \\ \partial_t (\rho \mathbf{u}) + \nabla \cdot (\rho \mathbf{u} \otimes \mathbf{u}) + \frac{\nabla p}{M^2} = 0, & (15b) \\ \partial_t (\rho E) + \nabla \cdot [(\rho E + p) \mathbf{u}] = 0 & (15c) \end{cases}$$

is close to (ρ, \mathbf{u}, p) which satisfies $p = p_*$ and the incompressible Euler system

$$\begin{cases} \partial_t \rho + \mathbf{u} \cdot \nabla \rho = 0, & \rho(t=0, \mathbf{x}) = \rho_*(\mathbf{x}), \\ \nabla \cdot \mathbf{u} = 0, & \mathbf{u}(t=0, \mathbf{x}) = \widehat{\mathbf{u}}(\mathbf{x}), \\ \rho(t, \mathbf{x})(\partial_t \mathbf{u} + \mathbf{u} \cdot \nabla \mathbf{u}) = -\nabla \Pi. \end{cases} \quad (16)$$

In (16), Π is a new unknown which has the dimension of a pressure. The pressure Π is sometimes named *dynamic* or *mechanical* pressure and can formally be related to the *thermodynamic* pressure p through the expansion $p = p_* + M^2 \Pi + O(M^3)$. Let us note that we do not take into account any boundary conditions in [8, 9] and in the sequel. As a consequence, we suppose that the domain Ω in which (15) is solved is a torus \mathbb{T} included in \mathbb{R}^d .

2.2. The low Mach asymptotics in the linear case

The dimensionless barotropic Euler system is given by

$$\begin{cases} \partial_t \rho + \nabla \cdot (\rho \mathbf{u}) = 0, \\ \partial_t (\rho \mathbf{u}) + \nabla \cdot (\rho \mathbf{u} \otimes \mathbf{u}) + \frac{\nabla p(\rho)}{M^2} = 0. \end{cases} \quad (17)$$

The sound velocity in (17) is given by $\sqrt{p'(\rho)}/M$ (we suppose that $p'(\rho) > 0$), which is high at low Mach number (*i.e.* when $M \ll 1$). For smooth solutions, System (17) is equivalent to

$$\partial_t q + \mathcal{H}(q) + \frac{\mathcal{L}}{M}(q) = 0 \quad (18)$$

with

$$q = \begin{pmatrix} r \\ \mathbf{u} \end{pmatrix}, \quad \mathcal{H}(q) := \begin{pmatrix} \mathbf{u} \cdot \nabla r \\ (\mathbf{u} \cdot \nabla) \mathbf{u} \end{pmatrix} = (\mathbf{u} \cdot \nabla) q, \quad \mathcal{L}(q) := \begin{pmatrix} (a_* + Mr) \nabla \cdot \mathbf{u} \\ \frac{p'[\rho_*(1 + \frac{M}{a_*} r)]}{a_*(1 + \frac{M}{a_*} r)} \nabla r \end{pmatrix}$$

where $r(t, \mathbf{x})$ is such that

$$\rho(t, \mathbf{x}) := \rho_* \left[1 + \frac{M}{a_*} r(t, \mathbf{x}) \right] \quad (19)$$

with $a_* = \sqrt{p'(\rho_*)}$, ρ_* being a positive constant of order one. The operator \mathcal{H} is the non-linear transport operator whose time scale is of order one; the operator \mathcal{L}/M is the non-linear acoustic operator whose time scale is of order M . The linearized barotropic Euler system is thus given by

$$\partial_t q + Hq + \frac{L}{M}q = 0 \quad (20)$$

with

$$q := \begin{pmatrix} r \\ \mathbf{u} \end{pmatrix}, \quad Hq := \begin{pmatrix} \mathbf{u}_* \cdot \nabla r \\ (\mathbf{u}_* \cdot \nabla) \mathbf{u} \end{pmatrix} = (\mathbf{u}_* \cdot \nabla) q, \quad Lq := a_* \begin{pmatrix} \nabla \cdot \mathbf{u} \\ \nabla r \end{pmatrix}$$

where $\mathbf{u}_* = \mathbf{C}_1^{st}$ and $a_* = C_2^{st}$ such that $O(|\mathbf{u}_*|) = O(a_*) = 1$. Let us underline that (20) can also be seen as a linearization of the compressible Euler System (15) with $p := p_* \left(1 + \frac{M}{a_*} r \right)$ when we replace the energy Equation (15c) by $s = C^{st}$ where s is the entropy. Thus, $r(t, \mathbf{x})$ can be considered as a pressure perturbation in the sequel.

Let us now introduce the sets

$$(L^2(\mathbb{T}))^{1+d} := \left\{ q := \begin{pmatrix} r \\ \mathbf{u} \end{pmatrix} : \int_{\mathbb{T}} r^2 d\mathbf{x} + \int_{\mathbb{T}} |\mathbf{u}|^2 d\mathbf{x} < +\infty \right\}$$

equipped with the inner product $\langle q_1, q_2 \rangle = \int_{\mathbb{T}} q_1 q_2 d\mathbf{x}$ and

$$\left\{ \begin{array}{lcl} \mathcal{E} & = & \left\{ q \in (L^2(\mathbb{T}))^{1+d} : \nabla r = 0 \text{ and } \nabla \cdot \mathbf{u} = 0 \right\} \\ & = & \left\{ q \in (L^2(\mathbb{T}))^{1+d} : \exists (a, \mathbf{b}) \in \mathbb{R}^{1+d} \text{ and } \exists \psi \in H^1(\mathbb{T}) \text{ such that } r = a \text{ and } \mathbf{u} = \mathbf{b} + \nabla \times \psi \right\}, \\ \mathcal{E}^\perp & = & \left\{ q \in (L^2(\mathbb{T}))^{1+d} : \int_{\mathbb{T}} r d\mathbf{x} = 0 \text{ and } \exists \phi \in H^1(\mathbb{T}) \text{ such that } \mathbf{u} = \nabla \phi \right\}. \end{array} \right.$$

The subspaces \mathcal{E} and \mathcal{E}^\perp are respectively called *incompressible subspace* and *acoustic subspace*. In the sequel, we use the following classical result:

Lemma 2.1.

$$\mathcal{E} \oplus \mathcal{E}^\perp = (L^2(\mathbb{T}))^{1+d} \quad \text{and} \quad \mathcal{E} \perp \mathcal{E}^\perp.$$

In other words, any $q \in (L^2(\mathbb{T}))^{1+d}$ can be decomposed into

$$q = \mathbb{P}q + q^\perp$$

where $(\mathbb{P}q, q^\perp) \in \mathcal{E} \times \mathcal{E}^\perp$.

The operator \mathbb{P} is the Hodge projection, $q = \mathbb{P}q + q^\perp$ is the Hodge decomposition of q and we have $\langle \mathbb{P}q, q^\perp \rangle = 0$. With these tools, we can make explicit the low Mach asymptotics in the linear case (see Proposition 2.1 in [8]):

Proposition 2.1. *Let $q(t, \mathbf{x})$ be solution of*

$$\left\{ \begin{array}{l} \partial_t q + Hq + \frac{L}{M}q = 0, \\ q(t=0, \mathbf{x}) = q^0(\mathbf{x}) \end{array} \right. \quad (21)$$

with $q^0 \in (L^2(\mathbb{T}))^{1+d}$, and let q_1 be solution of

$$\left\{ \begin{array}{l} \partial_t q_1 + Hq_1 = 0, \\ q_1(t=0, \mathbf{x}) = \mathbb{P}q^0(\mathbf{x}). \end{array} \right. \quad (22)$$

Then, we have

$$q_1(t, \mathbf{x}) = (\mathbb{P}q^0)(\mathbf{x} - \mathbf{u}_* t) = \mathbb{P}q(t, \mathbf{x}) \quad (23)$$

and

$$\forall t \geq 0, \quad \|q - q_1\|(t) = \|q^0 - \mathbb{P}q^0\| \quad (24)$$

which implies

$$\|q^0 - \mathbb{P}q^0\| = CM \implies \forall t \geq 0, \left\| q - \mathcal{T}_{\mathbf{u}_*, t}(\mathbb{P}q^0) \right\|(t) = CM \quad (25)$$

where $\mathcal{T}_{\mathbf{u}_*, t}$ is the application defined by $(\mathcal{T}_{\mathbf{u}_*, t} f)(\mathbf{x}) = f(\mathbf{x} - \mathbf{u}_* t)$ and where C is a positive constant, which is equivalent to

$$\|q^0 - \mathbb{P}q^0\| = CM \implies \forall t \geq 0, \|q - \mathbb{P}q\|(t) = CM. \quad (26)$$

In Proposition 2.1, $\|\cdot\|$ is the L^2 -norm. Equality (25) allows to write that as soon as the initial condition q^0 is close to the incompressible subspace \mathcal{E} , the solution $q(t, \mathbf{x})$ of (21) remains close at any time to the solution $q_1(t, \mathbf{x})$ of (22). Thus, the transport Equation (22) defines the low Mach asymptotics of the linear Equation (21). Estimate (26) means that, as soon as the initial condition q^0 is close to the incompressible subspace \mathcal{E} , $q(t, \mathbf{x})$ remains close to \mathcal{E} .

Moreover, we can rewrite $\|q^0 - \mathbb{P}q^0\| = CM$ with the less accurate formulation $\|q^0 - \mathbb{P}q^0\| = O(M)$. By using (19), we easily obtain that the condition $\|q^0 - \mathbb{P}q^0\| = O(M)$ is equivalent to the well-prepared initial condition (14b)-(14c) restricted to the case $p_* = p(\rho_*)$ with $\rho_* = C^{\text{st}}$. Note that in the barotropic case, (14a) has to be replaced by $\rho(t = 0, \mathbf{x}) = \rho_* + O(M^2)$ since $p = p(\rho)$.

The proof of Proposition 2.1 uses the linearity of (21), the fact that $\mathcal{E} = \text{Ker}L$ and the conservation of the energy $E := \langle q, q \rangle$ [8]. At last, let us underline that Proposition 2.1 may also be seen as a simple application of a result by Schochet [16] obtained in the non-linear case (18).

Let us now suppose that $\mathbf{u}_* = 0$ or equivalently $H = 0$. Thus, Proposition 2.1 becomes:

Corollary 2.1. *Let $q(t, \mathbf{x})$ be solution of*

$$\begin{cases} \partial_t q + \frac{L}{M} q = 0, \\ q(t = 0, \mathbf{x}) = q^0(\mathbf{x}) \end{cases} \quad (27)$$

with $q^0 \in (L^2(\mathbb{T}))^{1+d}$. Then, we have $\mathbb{P}q = \mathbb{P}q^0$ and

$$\forall t \geq 0, \quad \|q - \mathbb{P}q^0\|(t) = \|q^0 - \mathbb{P}q^0\|$$

which allows to write that

$$\|q^0 - \mathbb{P}q^0\| = CM \implies \forall t \geq 0, \|q - \mathbb{P}q^0\|(t) = CM \quad (28)$$

where C is a positive constant.

As a consequence, the low Mach asymptotics of the linear wave Equation (27) is simply given by $\mathbb{P}q^0(\mathbf{x})$. Figure 1 represents schematically the solution of the linear wave equation.

2.3. The low Mach asymptotics in the case of the perturbed linear wave equation

The key points to obtain (28) are that $\mathcal{E} = \text{Ker}L$ and that (27) conserves the energy. In fact, we can relax these two properties in the following way:

Theorem 2.2. *Let \mathcal{L} be a linear operator and let $q(t, \mathbf{x})$ be solution of the linear equation*

$$\begin{cases} \partial_t q + \frac{\mathcal{L}}{M} q = 0, \\ q(t = 0) = q^0 \end{cases} \quad (29)$$

supposed to be well-posed in such a way that $\|q\|(t) \leq \widetilde{C}\|q^0\|$ for any $t \geq 0$, where \widetilde{C} is a positive constant (which in particular does not depend on M). We recall that the subspace \mathcal{E} is invariant for (29) if $q^0(\cdot) \in$

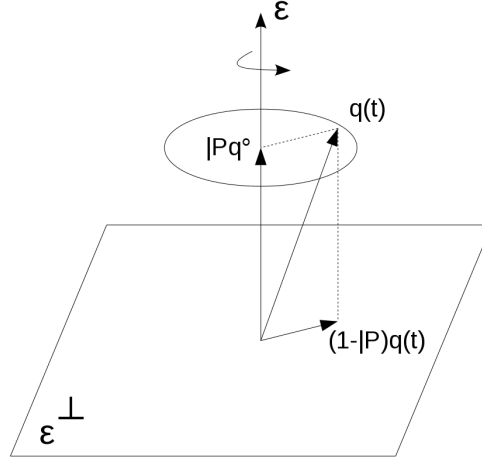


Figure 1: Solution q of the linear wave Equation (27). The *incompressible* component of the solution is $\mathbb{P}q^0 \in \mathcal{E}$ and its *acoustic* component is $q - \mathbb{P}q \in \mathcal{E}^\perp$.

$\mathcal{E} \implies \forall t \geq 0, q(t, \cdot) \in \mathcal{E}$ (see (7)) where q is the solution of (29). Moreover, we recall that \mathbb{P} is the orthogonal projection on \mathcal{E} . Let C be another positive constant. Then:

1) When \mathcal{E} is invariant for (29), we have

$$\|q^0 - \mathbb{P}q^0\| = CM \implies \forall t \geq 0, \|q - \mathbb{P}q\|(t) \leq C\widetilde{C}M. \quad (30)$$

2) When \mathcal{L} is such that

$$\mathcal{E} \subseteq \text{Ker } \mathcal{L}, \quad (31)$$

we have

$$\|q^0 - \mathbb{P}q^0\| = CM \implies \forall t \geq 0, \|q - \mathbb{P}q\|(t) \leq C\widetilde{C}M. \quad (32)$$

This result is useful to have a first understanding of the low Mach number problem. Indeed, let us consider that $\mathcal{L} := L + \delta L$ where δL is a perturbation (which may depend on M) deduced from the truncation error of a given numerical scheme applied to (27) on a cartesian mesh. Estimate (30) means that Equation (29) does not create any acoustic waves of order one in the acoustic subspace \mathcal{E}^\perp when $\|q^0 - \mathbb{P}q^0\| = \mathcal{O}(M)$ although the discretization introduces an error through δL . Estimate (32) characterizes the fact that the solution $q(t, \mathbf{x})$ of (29) remains close at any time to the low Mach asymptotics $\mathbb{P}q^0$ of the linear wave equation (27) when $\|q^0 - \mathbb{P}q^0\| = \mathcal{O}(M)$ although the discretization introduces an error through the perturbation δL in \mathcal{L} .

Proof of Theorem 2.2: The proof of *Point 1* is written in [8] (see *Point 2* of Theorem 2.2 in [8]). Nevertheless, since the proof of *Point 2* follows the steps of the proof of *Point 1*, we reproduce it here for the sake of convenience.

Point 1: Let us define $\widetilde{q}(t, \mathbf{x})$ and $\overline{q}(t, \mathbf{x})$ solutions of (29) with the respective initial conditions $\widetilde{q}^0 = \mathbb{P}q^0$ and $\overline{q}^0 = q^0 - \mathbb{P}q^0$. By linearity, we have $q = \widetilde{q} + \overline{q}$. Moreover

$$\|q - \mathbb{P}q\| = \|\widetilde{q} - \mathbb{P}\widetilde{q} + \overline{q} - \mathbb{P}\overline{q}\| = \|\overline{q} - \mathbb{P}\overline{q}\|$$

since \mathcal{E} is invariant for (29). Then, we have

$$\|q - \mathbb{P}q\| \leq \|\bar{q}\| \quad (33)$$

since $(\mathbf{1} - \mathbb{P})$ is an orthogonal projection. On the other hand, we have $\|\bar{q}\| \leq \tilde{C}\|\bar{q}^0\|$ and $\|\bar{q}^0\| = \|q^0 - \mathbb{P}q^0\| = CM$. Thus, we have

$$\|\bar{q}\| \leq C\tilde{C}M \quad (34)$$

which allows to obtain $\|q - \mathbb{P}q\| \leq C\tilde{C}M$ by using (33).

Point 2: Under Condition (31), we have $\tilde{q} = \mathbb{P}q^0$. Thus, we have $q - \mathbb{P}q^0 = \bar{q}$ which allows to obtain $\|q - \mathbb{P}q^0\| \leq C\tilde{C}M$ by using (34). \square

2.4. A first definition of an accurate scheme at low Mach number

Estimate (32) suggests to write that the solution $q(t, \mathbf{x})$ of (29) is accurate at low Mach number in the incompressible regime of the linear wave equation if and only if the estimate

$$\forall C_1 \in \mathbb{R}_*^+, \exists C_2 \in \mathbb{R}_*^+ \text{ such that } \|q^0 - \mathbb{P}q^0\| = C_1M \implies \forall t \geq 0, \|q - \mathbb{P}q^0\|(t) \leq C_2M \quad (35)$$

is satisfied, C_2 being a positive parameter that depends on C_1 and that does not depend on M . In this definition, the "incompressible regime" means that we consider initial data that are close to the incompressible space \mathcal{E} . *Point 2* of Theorem 2.2 means that a sufficient condition to be accurate at low Mach number in the sense of (35) is that $\mathcal{E} \subseteq \text{Ker}\mathcal{L}$. Let us underline that when $\mathcal{E} \not\subseteq \text{Ker}\mathcal{L}$, we cannot tell whether the solution $q(t, \mathbf{x})$ is or is not accurate at low Mach number in the sense of (35) since (31) is only a *sufficient* condition. In that case, we have to carefully study the time behaviour of (29) to verify if Estimate (35) is or is not satisfied.

In the same way, Estimate (30) leads us to say that the solution $q(t, \mathbf{x})$ of (29) is free of any spurious acoustic wave if and only if the estimate

$$\forall C_1 \in \mathbb{R}_*^+, \exists C_2 \in \mathbb{R}_*^+ \text{ such that } \|q^0 - \mathbb{P}q^0\| = C_1M \implies \forall t \geq 0, \|q - \mathbb{P}q\|(t) \leq C_2M \quad (36)$$

is satisfied. Of course, (35) is stronger than (36) since for any q and q^0 , we have $\|q - \mathbb{P}q\| \leq \|q - \mathbb{P}q^0\|$. *Point 1* of Theorem 2.2 underlines that the invariance of \mathcal{E} in the energy space $(L^2(\mathbb{T}))^{1+d}$ is a sufficient condition to avoid spurious acoustic waves in the sense of (36). Nevertheless, the invariance of \mathcal{E} is not sufficient to be accurate at low Mach number in the sense of (35).

Estimates (35) and (36) are useful to analyze the accuracy of a given scheme at low Mach number and, in particular, to propose a *low Mach correction* for low Mach flows, as we will see it in §2.5 and §2.6 in the case of Godunov type schemes. Nevertheless, we will also see in Section 3 that in the case of Godunov type schemes, we will have to relax (35) and (36) in order to propose and to justify an *all Mach Godunov type scheme*.

2.5. A first explanation of the right or wrong behaviour of Godunov type schemes at low Mach number through the study of discrete kernels

We show in this section that the low Mach number problem can be analyzed as we analyzed in §2.3 the low Mach asymptotics in the linear perturbed case (29).

For that purpose, let us suppose that the domain Ω included in \mathbb{R}^d ($d \in \{1, 2, 3\}$) is discretized by N cells Ω_i . Let Γ_{ij} be the common edge or face of two neighboring cells Ω_i and Ω_j and \mathbf{n}_{ij} be the unit vector normal to Γ_{ij} pointing from Ω_i to Ω_j . The semi-discrete Godunov scheme applied to the resolution of the linear wave equation (27) is given by

$$\begin{cases} \frac{d}{dt} r_i + \frac{a_*}{M} \cdot \frac{1}{2|\Omega_i|} \sum_{\Gamma_{ij} \subset \partial\Omega_i} |\Gamma_{ij}| [(\mathbf{u}_i + \mathbf{u}_j) \cdot \mathbf{n}_{ij} + r_i - r_j] = 0, \\ \frac{d}{dt} \mathbf{u}_i + \frac{a_*}{M} \cdot \frac{1}{2|\Omega_i|} \sum_{\Gamma_{ij} \subset \partial\Omega_i} |\Gamma_{ij}| [r_i + r_j + \kappa(\mathbf{u}_i - \mathbf{u}_j) \cdot \mathbf{n}_{ij}] \mathbf{n}_{ij} = 0 \end{cases} \quad (37a)$$

$$\quad (37b)$$

with $\kappa = 1$. We introduce the parameter κ in (37b) for reasons that will appear in the sequel (let us note that (37) is the Godunov scheme if and only if $\kappa = 1$). This scheme can be written in the compact form

$$\begin{cases} \frac{d}{dt} q_h + \frac{\mathbb{L}_{\kappa,h}}{M} q_h = 0, \\ q_h(t=0) = q_h^0 \end{cases} \quad \text{with} \quad q_h := \begin{pmatrix} r_i \\ \mathbf{u}_i \end{pmatrix} \quad (38)$$

where the subscript h recalls that (38) comes from a spatial discretization of (27) (h is a characteristic length of the mesh). The kernel $\text{Ker} \mathbb{L}_{\kappa,h}$ of the discrete acoustic operator $\mathbb{L}_{\kappa,h}$ is given by

$$\text{Ker} \mathbb{L}_{\kappa,h} := \left\{ \begin{pmatrix} r_i \\ \mathbf{u}_i \end{pmatrix} \in \mathbb{R}^{N(1+d)} \text{ such that } \sum_{\Gamma_{ij} \subset \partial\Omega_i} |\Gamma_{ij}| [(\mathbf{u}_i + \mathbf{u}_j) \cdot \mathbf{n}_{ij} + r_i - r_j] = 0, \right. \\ \left. \text{and } \sum_{\Gamma_{ij} \subset \partial\Omega_i} |\Gamma_{ij}| [r_i + r_j + \kappa(\mathbf{u}_i - \mathbf{u}_j) \cdot \mathbf{n}_{ij}] \mathbf{n}_{ij} = 0 \right\}. \quad (39)$$

We have the following result:

Lemma 2.2.

$$\text{Ker} \mathbb{L}_{\kappa=1,h} = \left\{ q_h := \begin{pmatrix} r_h \\ \mathbf{u}_h \end{pmatrix} \in \mathbb{R}^{N(1+d)} \text{ such that } \exists a \in \mathbb{R}, \forall i : r_i = c \text{ and } (\mathbf{u}_i - \mathbf{u}_j) \cdot \mathbf{n}_{ij} = 0 \right\} \quad (40)$$

and

$$\text{Ker} \mathbb{L}_{\kappa=0,h} = \left\{ q_h := \begin{pmatrix} r_h \\ \mathbf{u}_h \end{pmatrix} \in \mathbb{R}^{N(1+d)} \text{ such that } \exists a \in \mathbb{R}, \forall i : r_i = c \right. \\ \left. \text{and } \sum_{\Gamma_{ij} \subset \partial\Omega_i} |\Gamma_{ij}| \frac{\mathbf{u}_i + \mathbf{u}_j}{2} \cdot \mathbf{n}_{ij} = 0 \right\}. \quad (41)$$

Moreover, we have

$$\text{Ker} \mathbb{L}_{\kappa=1,h} \subseteq \text{Ker} \mathbb{L}_{\kappa=0,h}. \quad (42)$$

By using *Point 2* of Theorem 2.2 with Lemma 2.2, we obtain a first explanation of the right or wrong behaviour of Godunov type schemes at low Mach number in 1D, 2D and 3D for different type of meshes. Indeed, Lemma 2.2 shows that $Ker\mathbb{L}_{\kappa=1,h}$ – which is the kernel in the case of the Godunov scheme – may not be a good approximation of \mathcal{E} because the continuity of $\mathbf{u} \cdot \mathbf{n}$ on each edge Γ_{ij} of the mesh could be too restrictive for particular meshes (*e.g.* when the mesh is cartesian). On the other hand, Lemma 2.2 shows also that $Ker\mathbb{L}_{\kappa=0,h}$ may be a good approximation of \mathcal{E} for any mesh type because

$$\sum_{\Gamma_{ij} \subset \partial\Omega_i} |\Gamma_{ij}| \frac{\mathbf{u}_i + \mathbf{u}_j}{2} \cdot \mathbf{n}_{ij} \simeq \int_{\Omega_i} \nabla \cdot \mathbf{u} \, d\mathbf{x}. \quad (43)$$

Thus, by also using (42), we can say that at the discrete level, $Ker\mathbb{L}_{\kappa=1,h}$ may not satisfy (31) and that $Ker\mathbb{L}_{\kappa=0,h}$ may satisfy (31). These points are studied in [9] when the mesh is cartesian or triangular, and it is shown that:

$$\left\{ \begin{array}{ll} \text{on a 2D triangular mesh:} & Ker\mathbb{L}_{\kappa=1,h} = \mathcal{E}_h^\Delta \subset Ker\mathbb{L}_{\kappa=0,h}, \end{array} \right. \quad (44a)$$

$$\left\{ \begin{array}{ll} \text{on a 1D cartesian mesh:} & Ker\mathbb{L}_{\kappa=1,h} = \mathcal{E}_h^\square = Ker\mathbb{L}_{\kappa=0,h}, \end{array} \right. \quad (44b)$$

$$\left\{ \begin{array}{ll} \text{on a 2D or 3D cartesian mesh:} & Ker\mathbb{L}_{\kappa=1,h} \subsetneq \mathcal{E}_h^\square = Ker\mathbb{L}_{\kappa=0,h} \end{array} \right. \quad (44c)$$

where \mathcal{E}_h^Δ and \mathcal{E}_h^\square are *ad hoc* approximations of \mathcal{E} which depend on the type of mesh (see Lemmas 5.1, 5.2 and 5.6 in [9]). In (44b) and (44c), we suppose that the number of cells is odd in each direction. If it is not the case, we have to replace (44b) and (44c) by

$$\left\{ \begin{array}{ll} \text{on a 1D cartesian mesh:} & Ker\mathbb{L}_{\kappa=1,h} = \mathcal{E}_h^\square \subset Ker\mathbb{L}_{\kappa=0,h}, \\ \text{on a 2D or 3D cartesian mesh:} & Ker\mathbb{L}_{\kappa=1,h} \subsetneq \mathcal{E}_h^\square \subset Ker\mathbb{L}_{\kappa=0,h} \end{array} \right.$$

because of the existence of checkerboard modes in the kernel $Ker\mathbb{L}_{\kappa=0,h}$. By using these relations between the discrete kernels and the discrete incompressible spaces, and by using the sufficient condition (31), we can say that in the sense of Definition (35):

$$\left\{ \begin{array}{ll} \text{on a 2D triangular mesh:} & \text{the Godunov scheme (i.e. (37) with } \kappa = 1) \text{ is accurate at low Mach number,} \\ \text{on a 1D cartesian mesh:} & \text{the Godunov scheme (i.e. (37) with } \kappa = 1) \text{ is accurate at low Mach number,} \\ \text{on a 2D or 3D cartesian mesh:} & \text{the modified Godunov scheme obtained with (37) and } \kappa = 0 \text{ is accurate at low Mach number.} \end{array} \right.$$

This leads us to define in §2.6 the *low Mach Godunov type scheme* with (37) and $\kappa = 0$. On the other hand, we cannot conclude from (44c) anything about the accuracy on a 2D or 3D cartesian mesh of the Godunov scheme (*i.e.* (37) with $\kappa = 1$) in the sense of Definition (35) since (31) is only a sufficient condition. However, by studying the short time behaviour of (37) when $\kappa = 1$, we proved in [9] (see §5.3.2 in [9]) that

On a 2D or 3D cartesian mesh, the Godunov scheme (i.e. (37) with $\kappa = 1$) is not accurate at low Mach number.

Proof of Lemma 2.2: The proof uses the fact that for any $q_h \in Ker\mathbb{L}_{\kappa,h}$ defined by (39), we have

$$\sum_{\Gamma_{ij}} |\Gamma_{ij}| \left[(r_i - r_j)^2 + \kappa [(\mathbf{u}_i - \mathbf{u}_j) \cdot \mathbf{n}_{ij}]^2 \right] = 0. \quad (45)$$

This relation was proven in [9] (see (88) in [9]). As a consequence, when $\kappa = 1$, we obtain that $\forall i : r_i = c$ and $(\mathbf{u}_i - \mathbf{u}_j) \cdot \mathbf{n}_{ij} = 0$. Let us now suppose that $\kappa = 0$. Thus, when $q_h \in \text{Ker} \mathbb{L}_{\kappa=0,h}$, we only deduce from (45) that $\forall i : r_i = c$. And, by injecting $r_i = c$ in (39), we find $\sum_{\Gamma_{ij} \subset \partial \Omega_i} |\Gamma_{ij}| (\mathbf{u}_i + \mathbf{u}_j) \cdot \mathbf{n}_{ij} = 0$. The converse is

obtained by using the fact that

$$\sum_{\Gamma_{ij} \subset \partial \Omega_i} |\Gamma_{ij}| \mathbf{n}_{ij} = 0 \quad (46)$$

and

$$\sum_{\Gamma_{ij} \subset \partial \Omega_i} |\Gamma_{ij}| \mathbf{u}_i \cdot \mathbf{n}_{ij} = \mathbf{u}_i \cdot \sum_{\Gamma_{ij} \subset \partial \Omega_i} |\Gamma_{ij}| \mathbf{n}_{ij} = 0 \quad (47)$$

We obtain (42) by using again (46) and (47). \square

2.6. A low Mach Godunov type scheme in the linear and non-linear case

This approach leads us to modify the Godunov scheme by replacing $\kappa = 1$ in (37) with $\kappa = 0$ to recover the accuracy at low Mach number. This corresponds to centering the discretization of ∇p in the acoustic operator.

The non-linear version of the linear scheme (37) with $\kappa = 0$, applied to the compressible Euler system (1) or to the barotropic Euler system (2), consists in modifying any X scheme of Godunov type (e.g. X = Roe [3] or X = VFRoe [4]) in such a way that the discretization of the pressure gradient ∇p is centered. We named this class of schemes *low Mach X schemes* in [8]. Low Mach number numerical test-cases validate this approach in [8].

2.7. Numerical results in the linear case with an initial condition $q^0 \in \mathcal{E}$

We illustrate the influence of the cell geometry on the *Godunov scheme* applied to the linear wave equation (see Equation (44) of Section 2.5). We consider the 2D domain $\Omega = [0, 1]^2$ with periodic boundary conditions. The initial conditions $q^0 := (r^0, \mathbf{u}^0)^T$ are given by

$$\begin{cases} r(t=0, x, y) &= 1, \\ u_x(t=0, x, y) &= \sin^2(\pi x) \sin(2\pi y), \\ u_y(t=0, x, y) &= -\sin(2\pi x) \sin^2(\pi y) \end{cases} \quad (48)$$

which is periodic on the torus $[0, 1]^2$. Thus, we have $q^0 \in \mathcal{E}$ (that is to say $q^0 = \mathbb{P}q^0$) which implies that

$$q = q^0 \quad (49)$$

is solution of the linear wave equation (27). From a numerical point of view, we use periodic boundary conditions and we project q^0 on \mathcal{E}_h^\square (resp. \mathcal{E}_h^Δ), which provides the numerical initial condition q_h^0 : thus, by construction, we have $q_h^0 = \mathbb{P}_h q^0$ where \mathbb{P}_h is the discrete Hodge projection on \mathcal{E}_h^\square (resp. \mathcal{E}_h^Δ). We choose $a_* = 1$, $M = 10^{-4}$ and the final time is $t = 10 \times M = 10^{-3}$. In Figure 2, we show that (49) is satisfied at the discrete level when we solve the linear wave equation (27) with the linear Godunov scheme (37) on a triangular mesh. In Figure 3, we show that (49) is not satisfied with the linear Godunov scheme on a cartesian mesh since the solution is extremely diffused over time. On cartesian meshes, we need to correct the linear Godunov scheme. If we use the linear *low Mach Godunov scheme* of §2.6 on cartesian meshes, Figure 4 shows that (49) is satisfied again. From a theoretical point of view, all these results are explained by the study of the discrete kernel of the spatial operator associated to the linear Godunov scheme (see (44)).

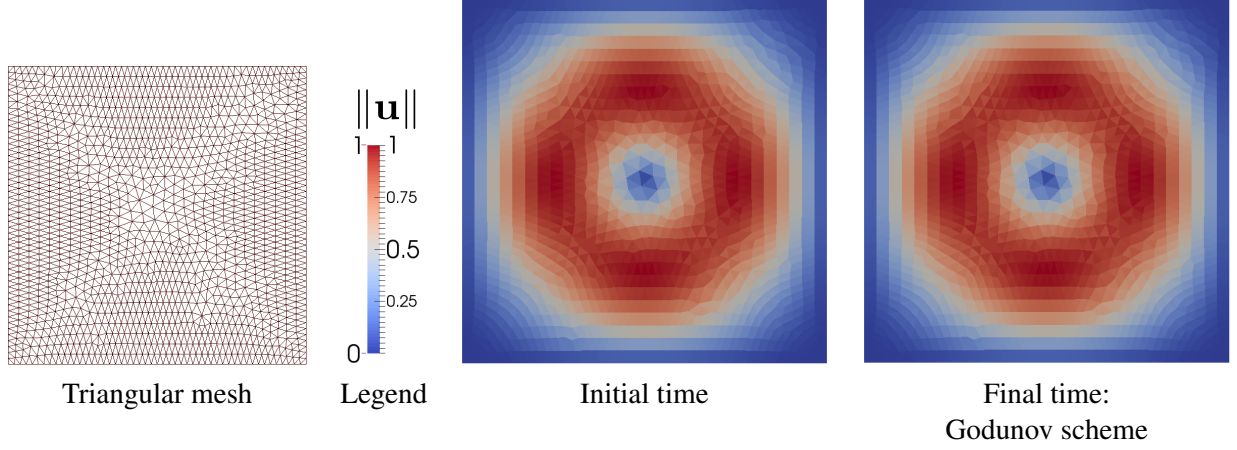


Figure 2: Velocity magnitude $\|\mathbf{u}\|$ obtained at initial time $t = 0$ and at final time $t = 10^{-3} = 10 \times M$ with the linear Godunov scheme on a triangular mesh (700 cells) for an initial *incompressible* state $q^0 \in \mathcal{E}_h^\Delta$ and a Mach number $M = 10^{-4}$. According to the first line of Equation (44), the initial *incompressible* state $q^0 \in \mathcal{E}_h^\Delta$ is preserved over time with the linear Godunov scheme on a triangular mesh.

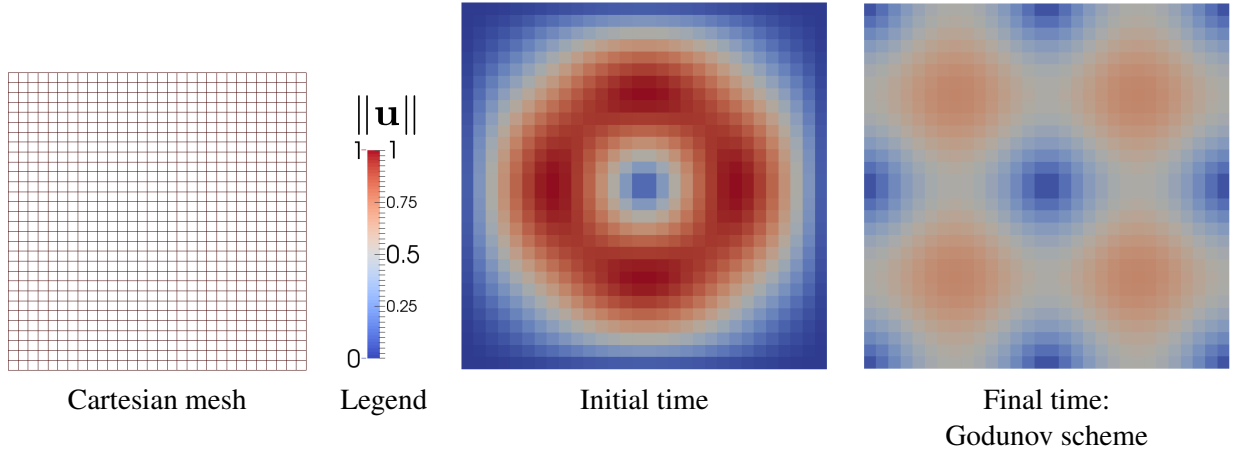


Figure 3: Velocity magnitude $\|\mathbf{u}\|$ obtained at initial time $t = 0$ and at final time $t = 10^{-3} = 10 \times M$ with the linear Godunov scheme on a cartesian mesh (30×30 cells with $\Delta x = \Delta y = 0.33$) for an initial *incompressible* state $q^0 \in \mathcal{E}_h^\square$ and a Mach number $M = 10^{-4}$. According to the last line of Equation (44), the initial condition $q^0 \in \mathcal{E}_h^\square$ is not preserved over time with the linear Godunov scheme on a cartesian mesh. The solution is extremely diffused over time.

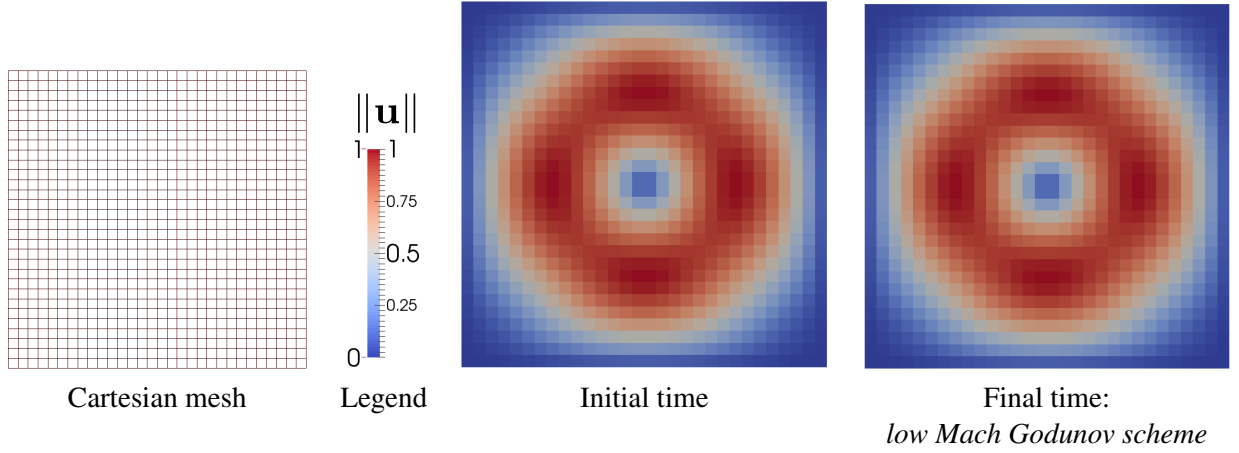


Figure 4: Velocity magnitude $\|\mathbf{u}\|$ obtained at initial time $t = 0$ and at final time $t = 10^{-3} = 10 \times M$ with the linear *low Mach Godunov scheme* on a cartesian mesh (30×30 cells with $\Delta x = \Delta y = 0.33$) for an initial condition $q^0 \in \mathcal{E}_h^\square$ and a Mach number $M = 10^{-4}$. According to the last line of Equation (44), the initial condition $q^0 \in \mathcal{E}_h^\square$ is preserved over time with the linear *low Mach Godunov scheme* on a cartesian mesh. The linear *low Mach Godunov scheme* allows to preserve $q^0 \in \mathcal{E}_h^\square$ on cartesian meshes.

2.8. Toward an all Mach Godunov type scheme in the non-linear case

In the sequel of this paper, we modify the non-linear *low Mach X scheme* defined in §2.6 in such a way that it is identical to the X scheme when the Mach number is greater than one. In other words, we introduce *all Mach Godunov type schemes* which are expected to be stable and accurate on both rectangular and triangular meshes and for any Mach number. For that purpose, we clearly define in Section 3 what "accurate" means in the linear case. Then, we construct in Section 4 the *all Mach Godunov type schemes* still in the linear case, and we extend it to the non-linear barotropic case in Section 5 and to the fully compressible case in Section 8.

3. Definition of an accurate scheme at low Mach number in the linear case

Estimate (35) is suggested by Estimate (28) of Corollary 2.1 which concerns the linearization (21) of the barotropic Euler System (18) with $H := 0$. But, when $H \neq 0$, Estimate (28) cannot be satisfied by the solution $q(t, \mathbf{x})$ of (21) and has to be replaced by Estimate (25) of Proposition 2.1. Nevertheless, we have the following result:

Lemma 3.1. *Let $q(t, \mathbf{x})$ be solution of*

$$\begin{cases} \partial_t q + Hq + \frac{L}{M}q = 0, \\ q(t = 0, \mathbf{x}) = q^0(\mathbf{x}) \end{cases} \quad (50)$$

with $q^0 \in L^2(\mathbb{T}) \times (C^1(\mathbb{T}))^d$. Then, we have

$$\forall (C_1, C_2) \in (\mathbb{R}_*^+)^2, \exists C_3 \in \mathbb{R}_*^+ \text{ such that } \|q^0 - \mathbb{P}q^0\| = C_1 M \implies \forall t \in [0, C_2 M], \|q - \mathbb{P}q^0\|(t) \leq C_3 M, \quad (51)$$

C_3 being a positive parameter that depends on (C_1, C_2) and that does not depend on M .

As a consequence, the important point is to verify if Estimate (35) is or is not satisfied *only for short times*. Thus, we relax (35) and we propose the following definition:

Definition 1. *The solution $q(t, \mathbf{x})$ of*

$$\begin{cases} \partial_t q + \frac{\mathcal{L}}{M} q = 0, \\ q(t=0) = q^0 \end{cases} \quad (52)$$

is said to be accurate at low Mach number for short times in the incompressible regime of the linear wave equation if and only if the estimate

$$\forall (C_1, C_2) \in (\mathbb{R}_*^+)^2, \exists C_3 \in \mathbb{R}_*^+ \text{ such that } \|q^0 - \mathbb{P}q^0\| = C_1 M \implies \forall t \in [0, C_2 M], \|q - \mathbb{P}q\|(t) \leq C_3 M \quad (53)$$

is satisfied, C_3 being a positive parameter that depends on (C_1, C_2) and that does not depend on M .

A second reason that justifies the study of $\|q - \mathbb{P}q^0\|(t)$ for short times and not for long times is that the boundary conditions may have an important influence on the behaviour of $\|q - \mathbb{P}q^0\|(t)$ for long times. For example, $\|q - \mathbb{P}q^0\|(t)$ may be small for short times and large for long times with periodic boundary conditions although $\|q - \mathbb{P}q^0\|(t)$ could remain small for any time with transparent boundary conditions when it is small for short times. In this paper, we impose periodic boundary conditions.

Thus, we will construct in the sequel a numerical scheme for which the solution of the associated first order modified equation is accurate at low Mach number in the sense of (53) but not in the sense of (35).

Let us note that we can keep (36) for the spurious acoustic waves when $H \neq 0$ because of Estimate (26) of Proposition 2.1. Nevertheless, when a solution $q(t, \mathbf{x})$ is accurate at low Mach number in the sense of Definition 1, we are sure that this solution is free of any spurious acoustic wave *in short time* (this is a consequence of the fact that for any q and q^0 , we have $\|q - \mathbb{P}q\| \leq \|q - \mathbb{P}q^0\|$); but we can say nothing *a priori* in long time. Thus, we also relax (36) with:

Definition 2. *The solution $q(t, \mathbf{x})$ of*

$$\begin{cases} \partial_t q + \frac{\mathcal{L}}{M} q = 0, \\ q(t=0) = q^0 \end{cases} \quad (54)$$

is said to be free of any spurious acoustic wave for short times if and only if the estimate

$$\forall (C_1, C_2) \in (\mathbb{R}_*^+)^2, \exists C_3 \in \mathbb{R}_*^+ \text{ such that } \|q^0 - \mathbb{P}q^0\| = C_1 M \implies \forall t \in [0, C_2 M], \|q - \mathbb{P}q\|(t) \leq C_3 M \quad (55)$$

is satisfied, C_3 being a positive parameter that depends on (C_1, C_2) and that does not depend on M .

Figure 5 describes three different behaviours based on Definitions 1 and 2: Figure 5(a) describes a solution $q(t, \mathbf{x})$ which is accurate at low Mach number; Figure 5(b) describes a solution $q(t, \mathbf{x})$ which is not accurate at low Mach number but which is free of any spurious acoustic wave; Figure 5(c) describes a solution $q(t, \mathbf{x})$ which is not accurate at low Mach number and which is not free of spurious acoustic waves. The numerical results proposed in §4.3 will be coherent with Figure 5.

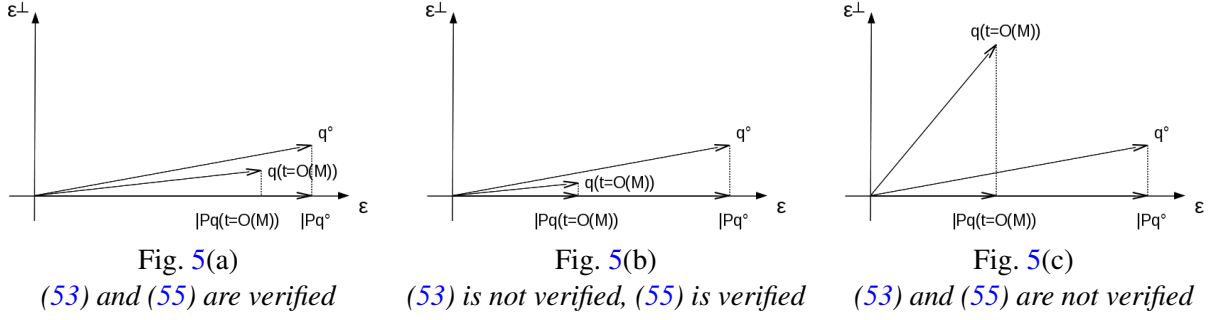


Figure 5: Explanation of the low Mach problem: different behaviours based on Definitions 1 and 2.

Proof of Lemma 3.1: We have

$$\|q - \mathbb{P}q^0\|(t) \leq \left\| q - \mathcal{T}_{\mathbf{u}_*,t}(\mathbb{P}q^0) \right\|(t) + \left\| \mathcal{T}_{\mathbf{u}_*,t}(\mathbb{P}q^0) - \mathbb{P}q^0 \right\|(t)$$

where $\mathcal{T}_{\mathbf{u}_*,t}$ is the application defined by $(\mathcal{T}_{\mathbf{u}_*,t}f)(\mathbf{x}) = f(\mathbf{x} - \mathbf{u}_*t)$. Thus, by using (25), we obtain that

$$\|q^0 - \mathbb{P}q^0\| = C_1 M \implies \forall t \geq 0 : \|q - \mathbb{P}q^0\|(t) \leq C_1 M + \left\| \mathcal{T}_{\mathbf{u}_*,t}(\mathbb{P}q^0) - \mathbb{P}q^0 \right\|(t).$$

On the other hand, for any $\bar{q} := (\bar{r}, \bar{\mathbf{u}})^T \in \mathcal{E}$, we have (since \bar{r} is a constant in space):

$$\left\| \mathcal{T}_{\mathbf{u}_*,t}\bar{q} - \bar{q} \right\|^2(t) = \int_{\mathbb{T}} |\bar{\mathbf{u}}(\mathbf{x} - \mathbf{u}_*t) - \bar{\mathbf{u}}(\mathbf{x})|^2 d\mathbf{x}.$$

But, for any $\bar{\mathbf{u}} \in (C^1(\mathbb{T}))^d$, we have

$$|\bar{\mathbf{u}}(\mathbf{x} - \mathbf{u}_*t) - \bar{\mathbf{u}}(\mathbf{x})| \leq |\mathbf{u}_*|t \max_{\mathbb{T}} |\nabla \bar{\mathbf{u}}|$$

with $|\nabla \bar{\mathbf{u}}|^2 := \sum_{k=1}^d |\nabla u_k|^2$ where $\mathbf{u} := (u_1, \dots, u_d)^T$, d is the spatial dimension and $|\cdot|$ is the euclidian norm in \mathbb{R}^d . Thus

$$\forall t \in [0, C_2 M] : \left\| \mathcal{T}_{\mathbf{u}_*,t}\bar{q} - \bar{q} \right\|(t) \leq C_2 M |\mathbf{u}_*| \max_{\mathbb{T}} |\nabla \bar{\mathbf{u}}| \cdot |\mathbb{T}|$$

with $|\mathbb{T}| := \int_{\mathbb{T}} d\mathbf{x}$. This allows to write that

$$\forall t \in [0, C_2 M] : \left\| \mathcal{T}_{\mathbf{u}_*,t}(\mathbb{P}q^0) - \mathbb{P}q^0 \right\|(t) \leq C_2 M |\mathbf{u}_*| \max_{\mathbb{T}} |\nabla \bar{\mathbf{u}}^0| \cdot |\mathbb{T}|$$

where $\mathbb{P}q^0 = (\bar{r}^0, \bar{\mathbf{u}}^0)^T$, which gives the result with

$$C_3 = C_1 + C_2 |\mathbf{u}_*| \max_{\mathbb{T}} |\nabla \bar{\mathbf{u}}^0| \cdot |\mathbb{T}|.$$

□

4. Construction and justification of an all Mach Godunov scheme in the linear case

In this section, we construct a modified Godunov type scheme which is asymptotically identical to the linear *low Mach Godunov scheme* (see (37) with $\kappa = 0$) when $M \ll 1$ and which is identical to the linear Godunov scheme (see (37) with $\kappa = 1$) when $M = O(1)$. We justify this construction by using the tools introduced in Section 2. We name this linear scheme *all Mach Godunov scheme*.

The non-linear versions of this linear *all Mach Godunov scheme* will be directly obtained in Sections 5 and 8 from the linear approach proposed below.

4.1. The case of the linear wave equation on a cartesian mesh

This subsection is devoted to the cartesian case. This case is interesting because it allows to propose an *all Mach Godunov type scheme* through a simple study of the first order modified equation associated with the Godunov scheme applied to the linear wave equation (27).

Let us define the 2D system

$$\begin{cases} \partial_t q + \frac{\mathcal{L}_v}{M} q = 0, \\ q(t = 0, \mathbf{x}) = q^0(\mathbf{x}) \end{cases} \quad (56)$$

with $\mathbf{x} := (x, y)$, $q := (r, \mathbf{u})^T$, $\mathbf{u} := (u_x, u_y)^T$ and

$$\mathcal{L}_v = L - MB_v \quad \text{with} \quad B_v q = \begin{pmatrix} v_r \Delta r \\ v_{u_x} \frac{\partial^2 u_x}{\partial x^2} \\ v_{u_y} \frac{\partial^2 u_y}{\partial y^2} \end{pmatrix} \quad (57)$$

where

$$v := (v_r, v_{\mathbf{u}}) \in (\mathbb{R}^+)^3 \quad \text{and} \quad v_{\mathbf{u}} := (v_{u_x}, v_{u_y}) \in (\mathbb{R}^+)^2.$$

Thus, (56) is a perturbed wave equation whose perturbation is given by $\delta L_v = -MB_v$. In the 2D case (the 3D case is similar) [8], the first order modified equation of the Godunov scheme applied to the linear wave equation (27) is given by (56)(57) with $v = v^G$ where

$$v^G := (v_r^G, v_{\mathbf{u}}^G) \quad \text{and} \quad v_r^G := a_* \frac{\Delta x}{2M}, \quad v_{\mathbf{u}}^G := a_* \frac{\Delta x}{2M} (1, 1)$$

(Δx is the mesh size supposed to be identical in the directions x and y for the sake of simplicity). We prove that (see Lemma 4.3 in [8]):

Lemma 4.1.

1) In 1D with $v_r \geq 0$, $v_{u_x} \geq 0$:

$$\text{Ker } \mathcal{L}_v = \mathcal{E}.$$

2) In 2D with $v_r \geq 0$, $v_{u_x} = v_{u_y} = 0$:

$$\text{Ker } \mathcal{L}_v = \mathcal{E}.$$

3) In 2D with $v_r \geq 0$, $v_{u_x} > 0$ and $v_{u_y} > 0$:

$$\text{Ker } \mathcal{L}_v = \left\{ q := \begin{pmatrix} r \\ \mathbf{u} \end{pmatrix} \in (L^2(\mathbb{T}))^3 \quad \text{such that} \quad \exists c \in \mathbb{R} : r = c \quad \text{and} \quad \partial_x u_x = \partial_y u_y = 0 \right\} \subsetneq \mathcal{E}. \quad (58)$$

The extension of Lemma 4.1 to the 3D case is straightforward.

We deduce from *Point 2* of Theorem 2.2 and from *Point 3* of Lemma 4.1 that the solution $q(t, \mathbf{x})$ of (56)(57) may not be accurate at low Mach number in the incompressible regime as soon as the spatial dimension is 2D (or 3D) and $v_{\mathbf{u}}$ is not equal to zero. Indeed, in that case, we do not have $\mathcal{E} \subseteq \text{Ker} \mathcal{L}_v$ (see (31)). However, the situation is more involved since $\mathcal{E} \subseteq \text{Ker} \mathcal{L}_v$ is only a *sufficient* condition: as a consequence, the knowledge of $\text{Ker} \mathcal{L}_v$ is not sufficient to have a correct understanding of the low Mach behaviour of the Godunov scheme and of any modified Godunov scheme obtained by modifying the numerical viscosity v^G . Moreover, for a particular choice of $v_{\mathbf{u}}$, we may expect that the short time estimate (53) is satisfied even if the long time estimate (35) is not satisfied. In that case, the solution $q(t, \mathbf{x})$ would be accurate at low Mach number in the sense of Definition 1.

This is illustrated by the following result:

Theorem 4.1. *Let $q(t, \mathbf{x})$ be the solution of the 2D equation (56)(57). Then, for any $v_r \geq 0$:*

1) *When $v_{\mathbf{u}} = v_{\mathbf{u}}^G$, for almost all function $q^0 \in (L^2(\mathbb{T}))^3$, $q(t, \mathbf{x})$ verifies*

$$\forall C_1 \in \mathbb{R}_*^+, \quad \exists (C_2, C_3) : \quad \|q^0 - \mathbb{P}q^0\| = C_1 M \implies \forall t \geq C_2 M, \|q - \mathbb{P}q^0\|(t) \geq C_3 \Delta x \quad (59)$$

as soon as $M \leq \frac{C_3}{C_1} \Delta x$, C_2 and C_3 being positive parameters that respectively depend on \mathbb{T} and (\mathbb{T}, q^0) , and that do not depend on M and Δx .

2) *When $v_{\mathbf{u}} = v_{\mathbf{u}}^G$ and $\Delta x = C_0 M$, for any $q^0 \in (H^2(\mathbb{T}))^3$, $q(t, \mathbf{x})$ verifies*

$$\forall (C_0, C_1, C_2) \in (\mathbb{R}_*^+)^3, \quad \exists C_3 : \quad \|q^0 - \mathbb{P}q^0\| = C_1 M \implies \forall t \in [0, C_2 M], \|q - \mathbb{P}q^0\|(t) \leq C_3 M, \quad (60)$$

C_3 being a positive parameter that depends on $(\mathbb{T}, q^0, C_0, C_1, C_2)$ and that does not depend on M .

3) *When $v_{\mathbf{u}} = M v_{\mathbf{u}}^G$, for any $q^0 \in (H^2(\mathbb{T}))^3$, $q(t, \mathbf{x})$ verifies*

$$\forall (C_1, C_2) \in (\mathbb{R}_*^+)^2, \quad \exists C_3 : \quad \|q^0 - \mathbb{P}q^0\| = C_1 M \implies \forall t \in [0, C_2 M], \|q - \mathbb{P}q^0\|(t) \leq C_3 M, \quad (61)$$

C_3 being a positive parameter that depends on $(\mathbb{T}, q^0, C_1, C_2)$ and that does not depend on M .

Again, we easily extend this result to the 3D case. This result shows that the short time behaviours of (56)(57) with $v = (v_r, v_{\mathbf{u}}^G)$ and with $v = (v_r, M v_{\mathbf{u}}^G)$ are different although the kernels of $\mathcal{L}_{(v_r, v_{\mathbf{u}}^G)}$ and of $\mathcal{L}_{(v_r, M v_{\mathbf{u}}^G)}$ are identical (see *Point 3* of Lemma 4.1). This is an illustration of the fact that Condition (31) is only a *sufficient* condition to be accurate at low Mach number in the sense of Definition 1.

More precisely:

- *Point 1* of Theorem 4.1 and its 3D version show that when the mesh is cartesian, for almost all $q^0 \in (L^2(\mathbb{T}))^{1+d}$, the Godunov scheme in 2D/3D is not accurate at low Mach number in the sense of Definition 1 when $M \ll \Delta x$.

Let us note that we do not prove that the solution $q(t, \mathbf{x})$ of (56)(57) is not accurate at low Mach number *by producing* in short time spurious acoustic waves (see Definition 2 for the notion of spurious acoustic wave). In other words, we prove that the short time behaviour of $q(t, \mathbf{x})$ is characterized by Figure 5(b) but we do not prove that it is characterized by Figure 5(c). Numerical results proposed in §4.3 show that there exist initial conditions q^0 such that spurious acoustic waves are not created in short time – which corresponds to Figure 5(b) – and such that spurious acoustic waves are created in short time – which corresponds to Figure 5(c).

- *Point 2* of Theorem 4.1 and its 3D version show that when the mesh is cartesian, for any $q^0 \in (H^2(\mathbb{T}))^{1+d}$, the Godunov scheme in 2D/3D is accurate at low Mach number in the sense of Definition 1 when $\Delta x = O(M)$, which is too expensive from a computational point of view.
- *Point 3* of Theorem 4.1 and its 3D version show that when the mesh is cartesian, for any $q^0 \in (H^2(\mathbb{T}))^{1+d}$, the modified Godunov scheme obtained by replacing $v_{\mathbf{u}}^G$ with $Mv_{\mathbf{u}}^G$ is accurate at low Mach number in the sense of Definition 1 even when $M \ll \Delta x$. Thus, this scheme is also free of any spurious acoustic waves in the sense of Definition 2. This result is central in our way to construct an *all Mach Godunov scheme*. At last, we underline that all the results proposed in Theorem 4.1 are valid as soon as $v_r \geq 0$, that is to say not only when $v_r = v_r^G$.

Proof of Theorem 4.1: Let $q_1(t)$ be the solution of

$$\begin{cases} \partial_t q_1 + \frac{\mathcal{L}_v}{M} q_1 = 0, \\ q_1(t = 0, \mathbf{x}) = (q^0 - \mathbb{P}q^0)(\mathbf{x}) \end{cases} \quad (62)$$

and $q_2(t)$ be the solution of

$$\begin{cases} \partial_t q_2 + \frac{\mathcal{L}_v}{M} q_2 = 0, \\ q_2(t = 0, \mathbf{x}) = \mathbb{P}q^0(\mathbf{x}) \end{cases} \quad (63)$$

where \mathcal{L}_v is defined as in (57). By linearity, the solution $q(t, \mathbf{x})$ of (56)(57) satisfies

$$q(t, \mathbf{x}) = q_1(t, \mathbf{x}) + q_2(t, \mathbf{x}).$$

Since $\|q - \mathbb{P}q^0\|(t) = \|q_1 + q_2 - \mathbb{P}q^0\|(t)$, we have

$$\forall t \geq 0 : \quad \|q - \mathbb{P}q^0\|(t) \geq \left| \|q_2 - \mathbb{P}q^0\|(t) - \|q_1\|(t) \right| \quad (64)$$

and

$$\forall t \geq 0 : \quad \|q - \mathbb{P}q^0\|(t) \leq \|q_1\|(t) + \|q_2 - \mathbb{P}q^0\|(t). \quad (65)$$

Moreover, since (62) is a dissipative equation when $v_r \geq 0$, $v_{u_x} \geq 0$ and $v_{u_y} \geq 0$ (see Lemma 4.1 in [8]), we obtain $\|q_1\|(t) \leq \|q^0 - \mathbb{P}q^0\|$ which implies that

$$\forall t \geq 0 : \quad \|q_1\|(t) \leq C_1 M \quad (66)$$

since $\|q^0 - \mathbb{P}q^0\| = C_1 M$. We will use below (64), (65) and (66) to prove (59), (60) and (61).

Proof of Point 1:

Let us define the orthogonal projection \mathbb{P}_ν on $\text{Ker } \mathcal{L}_\nu$ ($\mathbb{P}_\nu = \mathbb{P}$ if and only if $\nu_r \geq 0$ and $\nu_{u_x} = \nu_{u_y} = 0$; in particular, $\mathbb{P}_\nu \neq \mathbb{P}$ when $\nu = \nu^G$). In [9], we prove that

$$\forall t \geq \frac{ML_{\mathbb{T}}}{a_*} : \quad \|q_2 - \mathbb{P}q^0\|(t) \geq \frac{\Delta x}{3L_{\mathbb{T}}} \|\mathbb{P}q^0 - \mathbb{P}_\nu \mathbb{P}q^0\|$$

where $L_{\mathbb{T}}$ is a constant which only depends on \mathbb{T} (see Estimate (50) of Corollary 4.1 in [9]). Hence

$$\forall t \geq C_2 M : \quad \|q_2 - \mathbb{P}q^0\|(t) \geq C \Delta x \quad (67)$$

with $C_2 = \frac{L_{\mathbb{T}}}{a_*}$ and $C = \frac{\|\mathbb{P}q^0 - \mathbb{P}_\nu \mathbb{P}q^0\|}{3L_{\mathbb{T}}}$. In the sequel, we suppose that C is non-zero, which is the case for almost all function $q^0 \in (L^2(\mathbb{T}))^3$. Using (64), (66) and (67), we obtain

$$\forall t \geq C_2 M : \quad \|q - \mathbb{P}q^0\|(t) \geq C \Delta x - C_1 M. \quad (68)$$

Let us now consider any M such that

$$C_1 M \leq C_3 \Delta x \quad \text{with} \quad C_3 = \frac{C}{2}. \quad (69)$$

We deduce from (68) and (69) that

$$\forall t \geq C_2 M : \quad \|q - \mathbb{P}q^0\|(t) \geq C_3 \Delta x$$

for any $M \leq \frac{C_3}{C_1} \Delta x$, which allows to obtain (59).

Proof of Points 2 and 3:

Since $L\mathbb{P} = 0$, we deduce from (63) that

$$\partial_t(q_2 - \mathbb{P}q^0) + \frac{L}{M}(q_2 - \mathbb{P}q^0) = B_\nu(q_2 - \mathbb{P}q^0) + B_\nu \mathbb{P}q^0. \quad (70)$$

Then, by multiplying (70) with $q_2 - \mathbb{P}q^0$ and by integrating, we obtain

$$\frac{1}{2} \cdot \frac{d}{dt} \|q_2 - \mathbb{P}q^0\|^2(t) = \langle q_2 - \mathbb{P}q^0, B_\nu(q_2 - \mathbb{P}q^0) \rangle + \langle q_2 - \mathbb{P}q^0, B_\nu \mathbb{P}q^0 \rangle$$

since $\langle q_2 - \mathbb{P}q^0, L(q_2 - \mathbb{P}q^0) \rangle = 0$. And since

$$\begin{cases} \langle q_2 - \mathbb{P}q^0, B_\nu(q_2 - \mathbb{P}q^0) \rangle \leq 0, \\ \langle q_2 - \mathbb{P}q^0, B_\nu \mathbb{P}q^0 \rangle \leq \|q_2 - \mathbb{P}q^0\| \cdot \|B_\nu \mathbb{P}q^0\|, \end{cases}$$

we can write that

$$\frac{d}{dt} \|q_2 - \mathbb{P}q^0\|(t) \leq \|B_\nu \mathbb{P}q^0\| \leq \max(|\nu_{u_x}|, |\nu_{u_y}|) \cdot \|\mathbb{P}q^0\|_{H^2}$$

by using the definition of B_v in (57), which gives

$$\forall t \in [0, C_2 M] : \quad \|q_2 - \mathbb{P}q^0\|(t) \leq C_2 M \cdot \max(|v_{u_x}|, |v_{u_y}|) \cdot \|\mathbb{P}q^0\|_{H^2}$$

since $\|q_2 - \mathbb{P}q^0\|(0) = 0$, that is to say

$$\forall t \in [0, C_2 M] : \quad \|q - \mathbb{P}q^0\|(t) \leq \left(C_1 + C_2 \max(|v_{u_x}|, |v_{u_y}|) \cdot \|\mathbb{P}q^0\|_{H^2} \right) M \quad (71)$$

by using (65) and (66).

Let us now suppose that $v_{\mathbf{u}} = v_{\mathbf{u}}^G$. In that case, we have $\max(|v_{u_x}|, |v_{u_y}|) = \frac{a_* \Delta x}{2M}$ which implies that (71) is given by

$$\forall t \in [0, C_2 M] : \quad \|q - \mathbb{P}q^0\|(t) \leq \left(C_1 + \frac{C_2 a_* \Delta x}{2M} \|\mathbb{P}q^0\|_{H^2} \right) M$$

which allows to obtain (60) with $C_3 = C_1 + \frac{C_0 C_2 a_*}{2} \|\mathbb{P}q^0\|_{H^2}$ when $\Delta x = C_0 M$.

We now suppose that $v_{\mathbf{u}} = M v_{\mathbf{u}}^G$. In that case, (71) is given by

$$\forall t \in [0, C_2 M] : \quad \|q - \mathbb{P}q^0\|(t) \leq \left(C_1 + \frac{C_2 a_* \Delta x}{2} \|\mathbb{P}q^0\|_{H^2} \right) M$$

which allows to obtain (61) with $C_3 = C_1 + \frac{C_2 a_* \Delta x}{2} \|\mathbb{P}q^0\|_{H^2}$. \square

4.2. The case of the linear wave equation on any mesh type

In order to recover accuracy at low Mach number, *Point 2* of Theorem 4.1 leads us to modify the Godunov scheme applied to the linear wave equation

$$\begin{cases} \partial_t q + \frac{L}{M} q = 0, \\ q(t = 0, \mathbf{x}) = q^0(\mathbf{x}) \end{cases} \quad (72)$$

by replacing $\kappa = 1$ (which is equivalent to $v_{\mathbf{u}} = v_{\mathbf{u}}^G$) with $\kappa = M$ (which is equivalent to $v_{\mathbf{u}} = M v_{\mathbf{u}}^G$) in (37). Thus, we propose the *all Mach Godunov scheme*

$$\begin{cases} \frac{d}{dt} r_i + \frac{a_*}{M} \cdot \frac{1}{2|\Omega_i|} \sum_{\Gamma_{ij} \subset \partial\Omega_i} |\Gamma_{ij}| [(\mathbf{u}_i + \mathbf{u}_j) \cdot \mathbf{n}_{ij} + r_i - r_j] = 0, \\ \frac{d}{dt} \mathbf{u}_i + \frac{a_*}{M} \cdot \frac{1}{2|\Omega_i|} \sum_{\Gamma_{ij} \subset \partial\Omega_i} |\Gamma_{ij}| [r_i + r_j + \theta(M)(\mathbf{u}_i - \mathbf{u}_j) \cdot \mathbf{n}_{ij}] \mathbf{n}_{ij} = 0 \end{cases} \quad (73)$$

with

$$\theta(M) = \min(M, 1) \quad (74)$$

which also allows to recover the Godunov scheme (37) when the Mach number is greater than one.

The *all Mach Godunov scheme* (73) may be rewritten as

$$\frac{d}{dt} \begin{pmatrix} r \\ \mathbf{u} \end{pmatrix}_i + \frac{1}{|\Omega_i|} \sum_{\Gamma_{ij} \subset \partial\Omega_i} |\Gamma_{ij}| \Phi_{ij}^{\text{AM, Godunov}} = 0 \quad (75)$$

with the two following expressions for the numerical flux $\Phi_{ij}^{\text{AM,Godunov}}$ which are *equivalent* in this *linear* case³:

• **First expression:**

$$\Phi_{ij}^{\text{AM,Godunov}} = \Phi_{ij}^{\text{Godunov}} + [\theta(M) - 1] \frac{a_*}{2M} \begin{pmatrix} 0 \\ [(\mathbf{u}_i - \mathbf{u}_j) \cdot \mathbf{n}_{ij}] \mathbf{n}_{ij} \end{pmatrix} \quad (76)$$

where $\Phi_{ij}^{\text{Godunov}}$ is the unmodified Godunov flux ($\Phi_{ij}^{\text{Godunov}}$ is easily deduced from (37)) and where $\theta(M)$ is defined by (74). Thus, the simple corrective flux

$$[\theta(M) - 1] \frac{a_*}{2M} \begin{pmatrix} 0 \\ [(\mathbf{u}_i - \mathbf{u}_j) \cdot \mathbf{n}_{ij}] \mathbf{n}_{ij} \end{pmatrix} \quad (77)$$

defines an *all Mach correction* which is equal to zero when the Mach number is greater than one. This all Mach correction introduces numerical anti-diffusion since $\theta(M) - 1 \leq 0$. At last, we can note that the linear *all Mach Godunov scheme* (75)(76) may be seen as the Godunov scheme plus a *pressure correction* since the correction $[\theta(M) - 1] \frac{a_*}{2M} [(\mathbf{u}_i - \mathbf{u}_j) \cdot \mathbf{n}_{ij}] \mathbf{n}_{ij}$ in (77) is homogeneous to a pressure.

• **Second expression:** The flux (76) is equivalent to

$$\Phi_{ij}^{\text{AM,Godunov}} = \frac{a_*}{M} \begin{pmatrix} (\mathbf{u} \cdot \mathbf{n})^* \\ r^{**} \mathbf{n} \end{pmatrix}_{ij} \quad \text{with} \quad r_{ij}^{**} = \theta(M) r_{ij}^* + [1 - \theta(M)] \frac{r_i + r_j}{2} \quad (78)$$

where $(r^*, (\mathbf{u} \cdot \mathbf{n})^*)$ is solution of the 1D linear Riemann problem in the \mathbf{n}_{ij} direction

$$\begin{cases} \partial_t q_\zeta + \frac{L_\zeta}{M} q_\zeta = 0, \\ \zeta < 0 : q_\zeta(t=0, \zeta) = \begin{pmatrix} r_i \\ \mathbf{u}_i \cdot \mathbf{n}_{ij} \end{pmatrix}, \\ \zeta \geq 0 : q_\zeta(t=0, \zeta) = \begin{pmatrix} r_j \\ \mathbf{u}_j \cdot \mathbf{n}_{ij} \end{pmatrix} \end{cases} \quad (79)$$

with $q_\zeta := \begin{pmatrix} r \\ u_\zeta \end{pmatrix}$ and $L_\zeta q_\zeta := a_* \partial_\zeta \begin{pmatrix} u_\zeta \\ r \end{pmatrix}$, ζ being the coordinate in the \mathbf{n}_{ij} direction. This gives

$$\begin{cases} r_{ij}^* = \frac{r_i + r_j}{2} + \frac{(\mathbf{u}_i - \mathbf{u}_j) \cdot \mathbf{n}_{ij}}{2}, \\ (\mathbf{u} \cdot \mathbf{n})_{ij}^* = \frac{(\mathbf{u}_i + \mathbf{u}_j) \cdot \mathbf{n}_{ij}}{2} + \frac{r_i - r_j}{2}. \end{cases}$$

The linear *all Mach Godunov scheme* (75)(78) – which is equivalent to (75)(76) – may be seen as a Godunov type scheme whose Riemann solver is corrected to be accurate at low Mach number.

³The notation AM in $\Phi_{ij}^{\text{AM,Godunov}}$ means that this flux defines an **All Mach** scheme.

4.3. Numerical results on a 2D cartesian mesh

Firstly, we justify the linear *all Mach Godunov scheme* (74)(75)(76) on cartesian meshes by testing it with the initial condition $q_h^0 \in \mathcal{E}_h^\square$ used in §2.7. The results are presented in Figure 6 and can be compared to the one obtained with the linear Godunov scheme (see Figure 3) which is defined with (75)(76) where $\theta(M) := 1$. Even if $q_h^0 \in \mathcal{E}_h^\square$ is not exactly preserved over time when we solve the linear wave equation (27) with the linear *all Mach Godunov scheme* on a cartesian mesh (because of (44c)), the results are better with the linear *all Mach Godunov scheme* since the initial condition seems to be preserved over time.

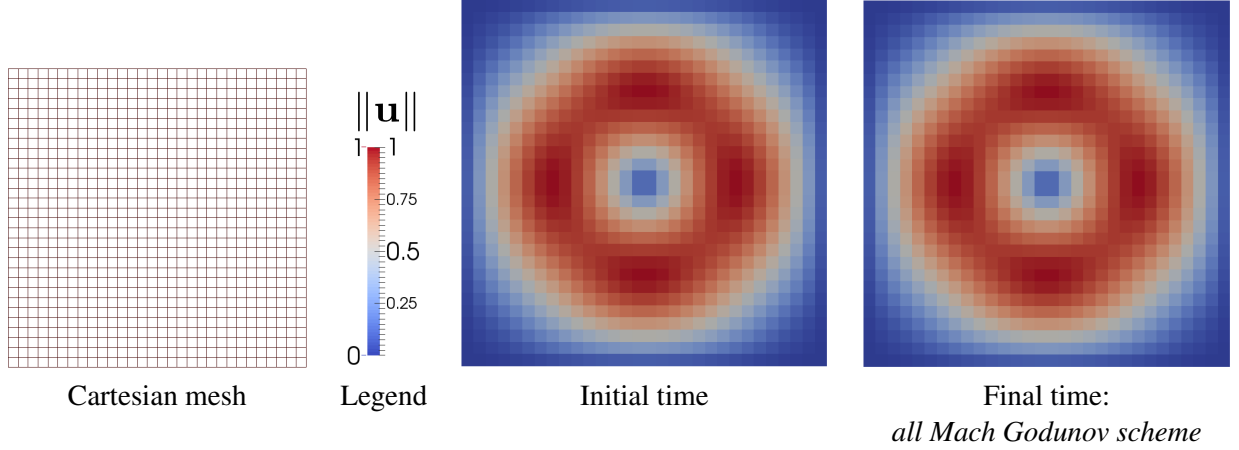


Figure 6: Velocity magnitude $\|\mathbf{u}\|$ obtained at initial time $t = 0$ and at final time $t = 10^{-3} = 10 \times M$ with the linear *all Mach Godunov scheme* on a cartesian mesh (30×30 cells with $\Delta x = \Delta y = 0.33$) for an initial condition $q^0 \in \mathcal{E}_h^\square$ (see Equation (48)) and a Mach number $M = 10^{-4}$. The linear *all Mach Godunov scheme* gives better results than those obtained with the linear Godunov scheme (see Figure 3).

Secondly, we justify *Points 1 and 3* of Theorem 4.1 and the linear *all Mach Godunov scheme* with numerical results obtained on a 2D cartesian mesh by studying the error $\|q_h - \mathbb{P}_h q_h^0\|(t)$ obtained with the linear Godunov scheme and with the linear *all Mach Godunov scheme*. For that purpose, we modify a little bit the initial condition of §2.7 by adding an orthogonal component of the order of M . This means that we can write the initial condition q_h^0 as $q_h^0 = q_{h,1}^0 + M q_{h,2}^0$ where $q_{h,1}^0 \in \mathcal{E}_h^\square$ and $q_{h,2}^0 \in (\mathcal{E}_h^\square)^\perp$ with $\|q_{h,2}^0\| = 1$. This initial condition is given by

$$\begin{cases} r(t=0, x, y) = 1 + 0, \\ u_x(t=0, x, y) = \sin^2(\pi x) \sin(2\pi y) + M \frac{\cos(2\pi x) \cos(2\pi y)}{\|(0, \cos(2\pi x) \cos(2\pi y), -\sin(2\pi x) \sin(2\pi y))\|}, \\ u_y(t=0, x, y) = -\sin(2\pi x) \sin^2(\pi y) + M \frac{-\sin(2\pi x) \sin(2\pi y)}{\|(0, \cos(2\pi x) \cos(2\pi y), -\sin(2\pi x) \sin(2\pi y))\|}. \end{cases} \quad (80)$$

Moreover, we consider a coarse cartesian mesh (30×30 cartesian mesh with $\Delta x = \Delta y = 0.033$) and a small Mach number $M = 10^{-4}$. In Figure 7, we plot the error $\|q_h - \mathbb{P}_h q_h^0\|(t)$ generated with each scheme as a function of time. The linear Godunov scheme is not accurate at low Mach number in the sense of Defintion 1 (see *Point 1* of Theorem 4.1). Indeed, with the linear Godunov scheme, the norm of the deviation $\|q_h -$

$\mathbb{P}q_h^0(t)$ is greater than $\Delta x = \Delta y = 0.033$ for times of the order of $M = 10^{-4}$. However, the linear *all Mach Godunov scheme* is accurate at low Mach number (see *Point 3* of Theorem 4.1) since the norm of the deviation $\|q_h - \mathbb{P}q_h^0(t)\|$ remains of the order of M for times of the order of $M = 10^{-4}$: this is exactly the configuration of Figure 5(a). In Figure 7, we also represent $\|q_h - \mathbb{P}q_h^0(t)\|$ obtained with the linear *all Mach Godunov scheme* until an asymptotic state is reached. This point justifies Definition 1 which only considers the short time behaviour on which the linear *all Mach Godunov scheme* is accurate although its long time behaviour is the same as the one of the linear Godunov scheme in a *periodic* domain. Figure 8

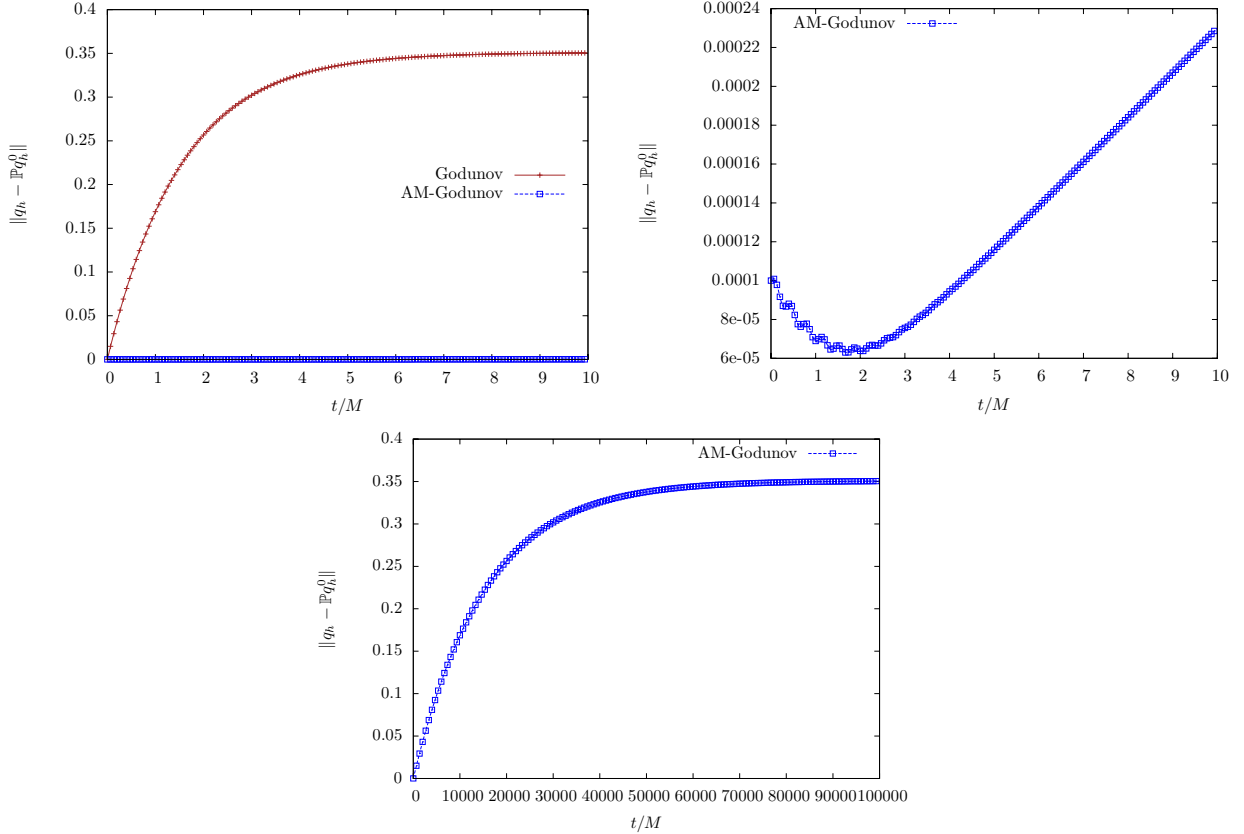


Figure 7: Norm of the deviation $\|q_h - \mathbb{P}q_h^0(t)\|$ as a function of time for $M = 10^{-4}$ ($0 \leq t/M \leq 10$ for the top pictures and $0 \leq t/M \leq 100000$ for the bottom picture) obtained with an initial condition $q^0 = q_1^0 + M q_2^0 \in \mathcal{E}_h^\square + (\mathcal{E}_h^\square)^\perp$ (see Equation (80)) on a 30×30 cartesian mesh. The scales are not the same for all figures. The linear Godunov scheme is not accurate at low Mach number (see *Point 1* of Theorem 4.1) since the norm of the deviation $\|q_h - \mathbb{P}q_h^0(t)\|$ (top left picture) is much greater than $\Delta x = \Delta y = 0.033$ for times of the order of $M = 10^{-4}$. The linear *all Mach Godunov scheme* is accurate at low Mach number (see *Point 3* of Theorem 4.1) since the norm of the deviation $\|q_h - \mathbb{P}q_h^0(t)\|$ (top right picture) remains of the order of M for times of the order of $M = 10^{-4}$: this is exactly the configuration of Figure 5(a). The bottom picture represents $\|q_h - \mathbb{P}q_h^0(t)\|$ obtained with the linear *all Mach Godunov scheme* until an asymptotic state is reached. This point justifies Definition 1 which only considers the short time behaviour. Indeed, the long time behaviours of the linear Godunov scheme and of the linear *all Mach Godunov scheme* are the same in a *periodic* domain.

represents $\|q_h - \mathbb{P}q_h(t)\| = \|q_h^\perp\|$ for $0 \leq t/M \leq 10$ with $M = 10^{-4}$ where q_h^\perp is the projection of q_h in $(\mathcal{E}_h^\square)^\perp$. Here, the important point is that the Godunov scheme is such that the energy $\|q_h - \mathbb{P}q_h(t)\| = \|q_h^\perp\|$ of the acoustic part of the solution remains of the order of M on a time scale of order M although $\|q_h - \mathbb{P}q_h^0(t)\|$ is of order one (see Figure 7). In this particular case, the Godunov scheme is not accurate at low Mach

number in the sense of Definition 1 (see Figure 7) but is free of spurious acoustic waves in the sense of Definition 2. This is exactly the configuration of Figure 5(b). This particular result is due to the form of the incompressible part $q_{h,1}^0 = \mathbb{P}q_h^0$ of the initial condition (80) which satisfies $\partial_{xxx}u_{x,1}^0 + \partial_{yyy}u_{y,1}^0 = 0$. Indeed, setting $\mathcal{D}\mathbf{u} := \partial_{xxx}u_x + \partial_{yyy}u_y$, it may be proved by simple algebraic manipulations that when $\nu_{u_x} = \nu_{u_y} =: \nu$, the triplet $(r, \nabla \cdot \mathbf{u}, \mathcal{D}\mathbf{u})$ solves the following equations:

$$\begin{aligned}\partial_t r + \frac{a_*}{M} \nabla \cdot \mathbf{u} - \nu_r \Delta r &= 0, \\ \partial_t (\nabla \cdot \mathbf{u}) + \frac{a_*}{M} \Delta r - \nu \mathcal{D}\mathbf{u} &= 0, \\ \partial_t (\mathcal{D}\mathbf{u}) + \frac{a_*}{M} (\partial_{xxx} + \partial_{yyy})r + \nu \partial_{xxyy}(\nabla \cdot \mathbf{u}) - \nu \Delta (\mathcal{D}\mathbf{u}) &= 0,\end{aligned}$$

so that when starting from an initial condition such that $r^0 = 1$, $\nabla \cdot \mathbf{u}^0 = 0$ and $\mathcal{D}\mathbf{u}^0 = 0$, the solution (r, \mathbf{u}) remains in the incompressible space \mathcal{E} . And thus the initial incompressible part of the solution q_1^0 does not transfer energy from the incompressible space \mathcal{E}_h^\square to the acoustic space $(\mathcal{E}_h^\square)^\perp$. Let us note that in the case of the initial condition (80), we can also verify this result by computing the exact solution $\mathbf{u}_1(t)$. Indeed, (80) implies that

$$\begin{aligned}u_{1,x}^0 &= \sin^2(\pi x) \sin(2\pi y) = \frac{1}{2} \sin(2\pi y) - \frac{1}{2} \cos(2\pi x) \sin(2\pi y), \\ u_{1,y}^0 &= -\sin^2(\pi y) \sin(2\pi x) = -\frac{1}{2} \sin(2\pi x) + \frac{1}{2} \cos(2\pi y) \sin(2\pi x),\end{aligned}$$

and it can be checked that $(1, \frac{1}{2} \sin(2\pi y), -\frac{1}{2} \sin(2\pi x))^T$ is in the kernel of the perturbed wave operator, and that $(0, -\cos(2\pi x) \sin(2\pi y), \cos(2\pi y) \sin(2\pi x))^T$ is an eigenvector of the perturbed wave operator when $\nu_{u_x} = \nu_{u_y} =: \nu$, associated to the eigenvalue $4\pi^2 \nu$. Thus, the initial condition (80) gives rise to

$$\begin{aligned}u_{1,x}(t) &= \frac{1}{2} \sin(2\pi y) - \frac{1}{2} \cos(2\pi x) \sin(2\pi y) \exp(-4\pi^2 \nu t), \\ u_{1,y}(t) &= -\frac{1}{2} \sin(2\pi x) + \frac{1}{2} \cos(2\pi y) \sin(2\pi x) \exp(-4\pi^2 \nu t).\end{aligned}$$

As a consequence, the solution is free of spurious acoustic waves in the sense of Definition 2 although it is inaccurate at low Mach number in the sense of Definition 1 when $\nu = \nu^G$.

To better understand the behaviour of the Godunov scheme and the *all Mach Godunov scheme* in the general case, we modify the incompressible part $q_{h,1}^0 = \mathbb{P}q_h^0$ of the initial condition (80) such that $q_{h,1}^0$ does not satisfy $\partial_{xxx}u_{x,1}^0 + \partial_{yyy}u_{y,1}^0 = 0$. This new initial condition is given by

$$\left\{ \begin{array}{lcl} r(t=0, x, y) & = & 1 \quad + \quad 0 \\ u_x(t=0, x, y) & = & 2 \sin^2(\pi x) \sin(4\pi y) + M \frac{\cos(2\pi x) \cos(2\pi y)}{\|(0, \cos(2\pi x) \cos(2\pi y), -\sin(2\pi x) \sin(2\pi y))\|} \\ u_y(t=0, x, y) & = & -\sin(2\pi x) \sin^2(2\pi y) + M \frac{-\sin(2\pi x) \sin(2\pi y)}{\|(0, \cos(2\pi x) \cos(2\pi y), -\sin(2\pi x) \sin(2\pi y))\|} \end{array} \right. , \quad (81)$$

The conclusion of Figure 9 is the same as the one of Figure 7: the *all Mach Godunov scheme* is accurate at low Mach number and the Godunov scheme is not accurate at low Mach number in the sense of Definition 1.

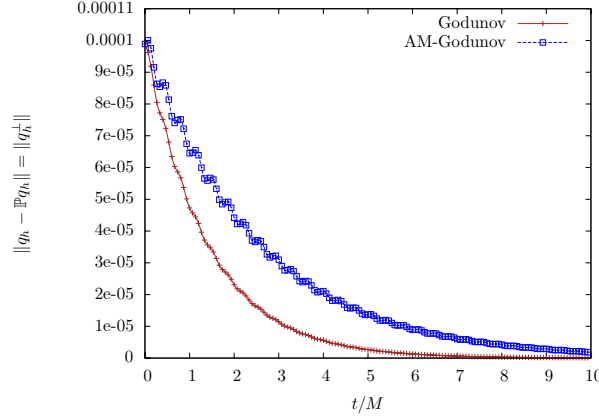


Figure 8: Norm of the acoustic wave $\|q_h - \mathbb{P}q_h\|(t) = \|q_h^\perp\|(t)$ as a function of time for $0 \leq t/M \leq 10$ with $M = 10^{-4}$ obtained with an initial condition $q^0 = q_1^0 + M q_2^0 \in \mathcal{E}_h^\square + (\mathcal{E}_h^\square)^\perp$ (see Equation (80)) on a 30×30 cartesian mesh ($\Delta x = \Delta y = 0.033$). The linear Godunov scheme does not produce spurious acoustic waves in $(\mathcal{E}_h^\square)^\perp$ since $\|q_h - \mathbb{P}q_h\|(t) = \|q_h^\perp\|(t)$ remains of the order of M for times of order $M = 10^{-4}$. This is due to the fact that the initial incompressible part $q_{h,1}^0 = \mathbb{P}q_h^0$ of the initial condition satisfies $\partial_{xxx}u_{x,1}^0 + \partial_{yyy}u_{y,1}^0 = 0$. In this particular case, the linear Godunov scheme is not accurate at low Mach number in the sense of Definition 1 (see Figure 7) but is free of spurious acoustic waves in the sense of Definition 2: this is exactly the configuration of Figure 5(b).

However, if we focus on $\|q_h - \mathbb{P}q_h\|(t) = \|q_h^\perp\|(t)$ (see Figure 10), we see that the energy $\|q_h - \mathbb{P}q_h\|(t) = \|q_h^\perp\|(t)$ of the acoustic part of the solution grows up to values of the order of $\Delta x = 0.033$ on a time scale of order M . Thus, by transferring energy from the incompressible space \mathcal{E}_h^\square to the acoustic space $(\mathcal{E}_h^\square)^\perp$, the Godunov scheme is no longer free of spurious acoustic waves in $(\mathcal{E}_h^\square)^\perp$: this is exactly the configuration of Figure 5(c). However, the linear *all Mach Godunov scheme* is free of spurious acoustic waves in the sense of Definition 2 since $\|q_h - \mathbb{P}q_h\|(t) = \|q_h^\perp\|(t)$ remains of the order of M for times of the order of $M = 10^{-4}$.

Thirdly, we justify *Point 2* of Theorem 4.1. Figure 11 shows that the Godunov scheme is accurate at low Mach number if we take a mesh such that $\Delta x = \Delta y \ll M$. For this illustration, we consider a finer cartesian mesh (100×100 cartesian mesh with $\Delta x = \Delta y = 0.01$) and a larger Mach number $M = 10^{-1}$. The norms of the deviations from the initial condition $\|q_h - \mathbb{P}q_h^0\|(t)$ obtained with the Godunov scheme and the *all Mach Godunov scheme* remain of the order of M for times of the order of $M = 10^{-1}$. This property is no more satisfied for long times. We note that this computation can be done because the Mach number is not so small ($M = 10^{-1}$). Indeed, the computation cannot be done on a classical computer for a mesh satisfying $\Delta x = \Delta y \ll M$ if $M = 10^{-4}$. This remark also justifies the *all Mach Godunov scheme* because of the numerical cost of the Godunov scheme on cartesian meshes such that $\Delta x = \Delta y \ll M$ for small Mach number M .

5. Construction of all Mach Godunov type schemes in the barotropic case

We now extend the linear *all Mach Godunov schemes* (75)(76) and (75)(78) to the non-linear case when the linear wave equation (72) is replaced by the barotropic Euler system (2). This leads us to propose the

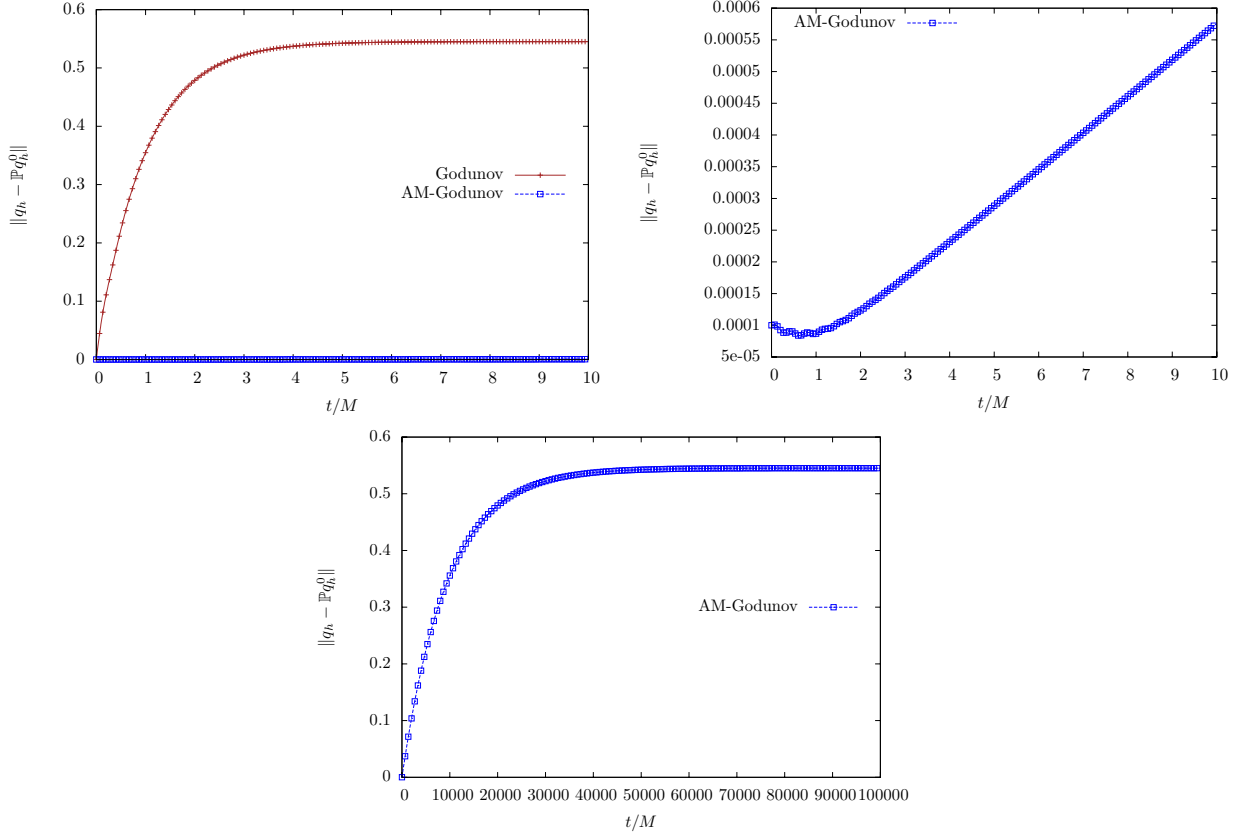


Figure 9: Norm of the deviation $\|q_h - \mathbb{P}q_h^0\|(t)$ as a function of time for $M = 10^{-4}$ ($0 \leq t/M \leq 10$ for the top pictures and $0 \leq t/M \leq 10/M$ for the bottom picture) obtained with an initial condition $q^0 = q_1^0 + M q_2^0 \in \mathcal{E}_h^\square + (\mathcal{E}_h^\square)^\perp$ (see Equation (81)) on a 30×30 cartesian mesh. The scales are not the same for all figures. The linear Godunov scheme is not accurate at low Mach number (see *Point 1* of Theorem 4.1) since the norm of the deviation $\|q_h - \mathbb{P}q_h^0\|(t)$ (top left picture) is much greater than $\Delta x = \Delta y = 0.033$ for times of the order of $M = 10^{-4}$. The linear *all Mach Godunov scheme* is accurate at low Mach number (see *Point 3* of Theorem 4.1) since the norm of the deviation $\|q_h - \mathbb{P}q_h^0\|(t)$ (top right picture) remains of the order of M for times of the order of $M = 10^{-4}$: this is exactly the configuration of Figure 5(a). The bottom picture represents $\|q_h - \mathbb{P}q_h^0\|(t)$ obtained with the linear *all Mach Godunov scheme* until an asymptotic state is reached. This point justifies Definition 1 which only considers the short time behaviour. Indeed, the long time behaviours of the linear Godunov scheme and of the linear *all Mach Godunov scheme* are the same in a *periodic* domain.

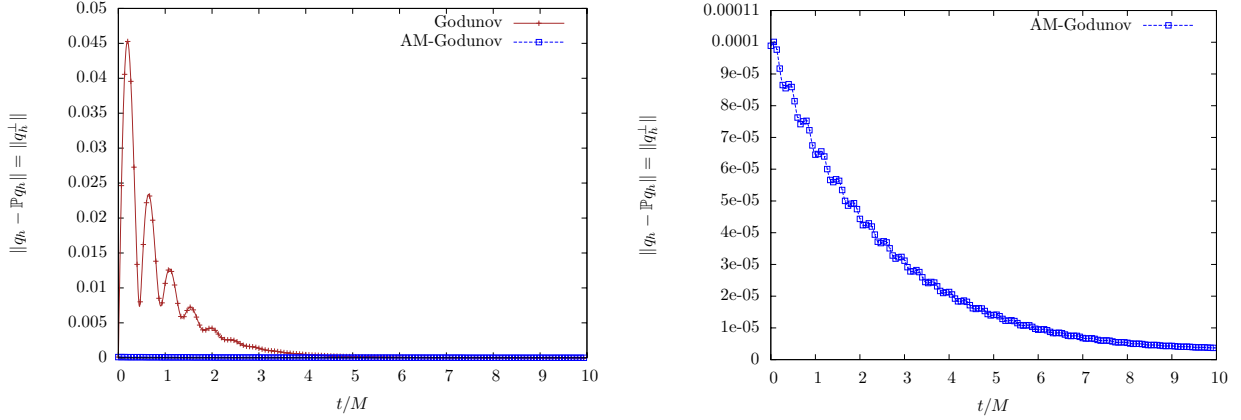


Figure 10: Norm of the spurious acoustic wave $\|q_h - \mathbb{P}q_h\|(t) = \|q_h^\perp\|(t)$ as a function of time for $0 \leq t/M \leq 10$ with $M = 10^{-4}$ obtained with an initial condition $q^0 = q_1^0 + M q_2^0 \in \mathcal{E}_h^\square + (\mathcal{E}_h^\square)^\perp$ (see Equation (81)) on a 30×30 cartesian mesh ($\Delta x = \Delta y = 0.033$). The linear Godunov scheme produces spurious acoustic waves in $(\mathcal{E}_h^\square)^\perp$ since the energy $\|q_h - \mathbb{P}q_h\|(t) = \|q_h^\perp\|(t)$ of the acoustic part of the solution grows up to values of the order of Δx on a time scale of order M : this is exactly the configuration of Figure 5(c). The linear *all Mach Godunov scheme* is free of spurious acoustic waves in the sense of Definition 2 since $\|q_h - \mathbb{P}q_h\|(t) = \|q_h^\perp\|(t)$ remains of the order of M for times of order $M = 10^{-4}$.

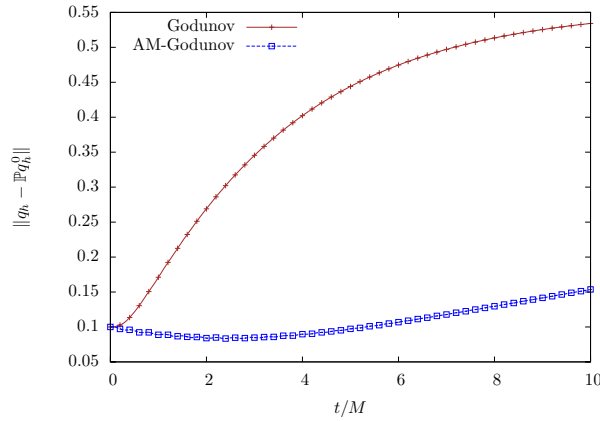


Figure 11: Norm of the deviation $\|q_h - \mathbb{P}q_h^0\|(t)$ as a function of time for $0 \leq t/M \leq 10$ and $M = 10^{-1}$ obtained with an initial condition $q^0 = q_1^0 + M q_2^0 \in \mathcal{E}_h^\square + (\mathcal{E}_h^\square)^\perp$ (see Equation (81)) on a 100×100 cartesian mesh. The Godunov scheme and the *all Mach Godunov scheme* are accurate at low Mach number on fine cartesian meshes ($\Delta x = \Delta y = M/10$) (see Point 2 of Theorem 4.1). Indeed, the norms of the deviations $\|q_h - \mathbb{P}q_h^0\|(t)$ obtained with the Godunov scheme and with the *all Mach Godunov scheme* remain of the order of M for times of the order $M = 10^{-1}$. This property is no more satisfied for long times. Moreover, the *all Mach Godunov scheme* is more accurate at low Mach number than the Godunov scheme.

non-linear *all Mach* Godunov type scheme

$$\frac{d}{dt} \begin{pmatrix} \rho \\ \rho \mathbf{u} \end{pmatrix}_i + \frac{1}{|\Omega_i|} \sum_{\Gamma_{ij} \subset \partial \Omega_i} |\Gamma_{ij}| \Phi_{ij}^{\text{AM},X} = 0 \quad (82)$$

with again two possible expressions for the numerical flux $\Phi_{ij}^{\text{AM},X}$. In (82), X is a Godunov type scheme: e.g. X=Godunov [17], X = Roe [3], X = VFRoe [4] or X = Lagrange + Projection type scheme (see §6.5).

The two possible expressions for $\Phi_{ij}^{\text{AM},X}$ are the following:

- **First expression:** The non-linear version of (76) is given by

$$\Phi_{ij}^{\text{AM},X} = \Phi_{ij}^X + (\theta_{ij} - 1) \frac{\rho_{ij} a_{ij}}{2} \begin{pmatrix} 0 \\ [(\mathbf{u}_i - \mathbf{u}_j) \cdot \mathbf{n}_{ij}] \mathbf{n}_{ij} \end{pmatrix} \quad (83)$$

where Φ_{ij}^X is the unmodified flux given by the X scheme and where

$$\theta_{ij} = \theta(M_{ij}) \quad \text{with} \quad \theta(M) = \min(M, 1), \quad (84)$$

M_{ij} , ρ_{ij} and a_{ij} being estimates at the edge Γ_{ij} respectively of the Mach number, the density and the sound velocity. Thus, the *all Mach correction* is now given by

$$(\theta_{ij} - 1) \frac{\rho_{ij} a_{ij}}{2} \begin{pmatrix} 0 \\ [(\mathbf{u}_i - \mathbf{u}_j) \cdot \mathbf{n}_{ij}] \mathbf{n}_{ij} \end{pmatrix} \quad (85)$$

and introduces anti-diffusion since $\theta_{ij} - 1 \leq 0$. The flux $\Phi_{ij}^{\text{AM},\text{Roe}}$ obtained with (83) and when X is the Roe scheme [3] is specified in Annex B in the subsonic case (see (166)).

- **Second expression:** The non-linear version of (78) is given by

$$\Phi_{ij}^{\text{AM},X} = \begin{pmatrix} \rho^*(\mathbf{u} \cdot \mathbf{n})^* \\ \rho^*(\mathbf{u}^* \cdot \mathbf{n}) \mathbf{u}^* + p^{**} \mathbf{n} \end{pmatrix}_{ij} \quad \text{with} \quad p_{ij}^{**} = \theta_{ij} p_{ij}^* + (1 - \theta_{ij}) \frac{p_i + p_j}{2} \quad (86)$$

where (ρ^*, \mathbf{u}^*) is solution of a 1D (linearized or non-linearized) Riemann problem. Let us note that p^{**} in (86) replaces $p^* := p(\rho^*)$. As in the linear case (see (75)(78)), the non-linear *all Mach X scheme* (82)(86) may be seen as a Godunov type scheme whose Riemann solver is corrected to be accurate at low Mach number.

We underline that the non-linear *all Mach X schemes* (82)(83) (which is the non-linear version of (75)(76)) and (82)(86) (which is the non-linear version of (75)(78)) are not equivalent although the linear schemes (75)(76) and (75)(78) are equivalent.

Definition of the Mach number M_{ij} : The Mach number M_{ij} in (84) may be defined with $M_{ij} := \frac{|\mathbf{u}_{ij}|}{a_{ij}}$ or with $M_{ij} := \frac{|\mathbf{u}_{ij} \cdot \mathbf{n}_{ij}|}{a_{ij}}$, the second one giving a less dissipative scheme (especially for shear flows for which

we may have $\mathbf{u}_{ij} \perp \mathbf{n}_{ij}$). Moreover, the linear stability result proposed in Theorem 6.1 is valid with these two definitions of the Mach number M_{ij} . Nevertheless, the numerical results proposed in this paper are obtained by using $M_{ij} := \frac{|\mathbf{u}_{ij}|}{a_{ij}}$ to define the *all Mach correction* (85).

We know that the Godunov scheme applied to the barotropic Euler system (2) is stable (and entropic) for any Mach number and is not always accurate at low Mach number (for example on a two or three-dimensional cartesian mesh). The aim of the *all Mach Godunov scheme* is to obtain an accurate scheme at low Mach number on any mesh type. However, since in the *all Mach Godunov scheme* we reduce the numerical diffusion of the Godunov scheme, we are not sure that the *all Mach Godunov scheme* remains stable for any Mach number. In the following two sections, we partly justify the stability and the accuracy of the *all Mach Godunov scheme* applied to the barotropic Euler system (2) on any mesh type and for any Mach number. More precisely:

- In Section 6, we (partly) justify the *stability question* by proposing a linear stability result in the subsonic case for (82)(83) when the X scheme is the Roe scheme [3].
- In Section 7, we (partly) justify the *accuracy question* with a formal asymptotic expansion applied to (82)(83) when the X scheme is the Roe scheme [3].

6. A linear stability result in the subsonic barotropic case

We now prove a linear stability result for the *all Mach Godunov type schemes* (82)(83). This result (partly) justifies the *stability question* of the *all Mach Godunov type schemes*.

We study this stability question by extending the linear Godunov scheme (75)(76) to the linear system

$$\begin{cases} \partial_t q + Hq + \frac{L}{M}q = 0, \\ q(t = 0, \mathbf{x}) = q^0(\mathbf{x}) \end{cases} \quad (87)$$

where $\mathbf{u}_* \in \mathbb{R}^d$ ($d \in \{1, 2, 3\}$) is a constant velocity field. Here, it is important to take into account the linear transport operator $Hq := (\mathbf{u}_* \cdot \nabla)q$ because the discretization of this operator has an impact on the stability of the *all Mach Godunov scheme* as we will see below. This is due to the fact that the Godunov approach does not split the material and acoustic waves (respectively described with $\partial_t q + Hq = 0$ and $\partial_t q + \frac{L}{M}q = 0$). This leads us to conclude this section with a remark on the Lagrange + Projection approach which splits the material and acoustic waves.

6.1. The linear all Mach Godunov scheme in the subsonic case

When the Godunov scheme is applied to System (87) and when the flow is subsonic *i.e.*

$$|\mathbf{u}_*| < \frac{a_*}{M} \quad (\text{subsonic condition}), \quad (88)$$

the Godunov flux $\Phi_{ij}^{\text{Godunov}}$ is given by (see (158) in Annex A)

$$\Phi_{ij}^{\text{Godunov}} = \Phi_{ij}^{\text{Godunov,convection}} + \Phi_{ij}^{\text{Godunov,acoustic}} \quad (89)$$

where

$$\Phi_{ij}^{\text{Godunov,convection}} = \frac{1}{2} \begin{pmatrix} (\mathbf{u}_* \cdot \mathbf{n}_{ij}) [r_i + r_j + (\mathbf{u}_i - \mathbf{u}_j) \cdot \mathbf{n}_{ij}] \\ (\mathbf{u}_* \cdot \mathbf{n}_{ij}) [(\mathbf{u}_i + \mathbf{u}_j) + (r_i - r_j)\mathbf{n}_{ij}] - |\mathbf{u}_* \cdot \mathbf{n}_{ij}| [(\mathbf{u}_i - \mathbf{u}_j) \times \mathbf{n}_{ij}] \times \mathbf{n}_{ij} \end{pmatrix} \quad (90)$$

and

$$\Phi_{ij}^{\text{Godunov,acoustic}} = \frac{a_*}{2M} \begin{pmatrix} (\mathbf{u}_i + \mathbf{u}_j) \cdot \mathbf{n}_{ij} + r_i - r_j \\ [r_i + r_j + (\mathbf{u}_i - \mathbf{u}_j) \cdot \mathbf{n}_{ij}] \mathbf{n}_{ij} \end{pmatrix}. \quad (91)$$

Fluxes (90) and (91) discretize respectively the linear convection operator Hq and the linear acoustic operator $\frac{L}{M}q$. Flux (91) is of course identical to the Godunov flux in (37).

To obtain the *all Mach version* $\Phi_{ij}^{\text{AM,Godunov}}$ of $\Phi_{ij}^{\text{Godunov}}$ defined by (89), we just add the all Mach correction (77) to $\Phi_{ij}^{\text{Godunov}}$ as in (76). Thus, this consists in replacing the acoustic flux $\Phi_{ij}^{\text{Godunov,acoustic}}$ defined by (91) by the *all Mach acoustic flux*

$$\Phi_{ij}^{\text{AM,Godunov,acoustic}} = \Phi_{ij}^{\text{Godunov,acoustic}} + [\theta(M) - 1] \frac{a_*}{2M} \begin{pmatrix} 0 \\ [(\mathbf{u}_i - \mathbf{u}_j) \cdot \mathbf{n}_{ij}] \mathbf{n}_{ij} \end{pmatrix}$$

with $\theta(M) := \min(\text{Mach}, 1) = \frac{|\mathbf{u}_*|}{a_*} M$ since $\text{Mach} = \frac{|\mathbf{u}_*|}{a_* M} < 1$, a_*/M being the sound velocity in (87). In other words, we do not correct the convective flux $\Phi_{ij}^{\text{Godunov,convection}}$ defined by (90), which is coherent with the fact that the low Mach number problem is only linked to a wrong discretization of the acoustic operator at low Mach number.

To summarize, under the subsonic condition (88), the linear *all Mach Godunov scheme* applied to (87) is given by

$$\left\{ \begin{aligned} \frac{d}{dt} r_i + \frac{1}{2|\Omega_i|} \sum_{\Gamma_{ij} \subset \partial\Omega_i} |\Gamma_{ij}| \left\{ (\mathbf{u}_* \cdot \mathbf{n}_{ij}) [r_i + r_j + \gamma(M)(\mathbf{u}_i - \mathbf{u}_j) \cdot \mathbf{n}_{ij}] \right. \\ \left. + \frac{a_*}{M} [(\mathbf{u}_i + \mathbf{u}_j) \cdot \mathbf{n}_{ij} + r_i - r_j] \right\} = 0, \end{aligned} \right. \quad (92a)$$

$$\left\{ \begin{aligned} \frac{d}{dt} \mathbf{u}_i + \frac{1}{2|\Omega_i|} \sum_{\Gamma_{ij} \subset \partial\Omega_i} |\Gamma_{ij}| \left\{ (\mathbf{u}_* \cdot \mathbf{n}_{ij}) [(\mathbf{u}_i + \mathbf{u}_j) + \zeta(M)(r_i - r_j)\mathbf{n}_{ij}] \right. \\ \left. - \beta(M)|\mathbf{u}_* \cdot \mathbf{n}_{ij}| [(\mathbf{u}_i - \mathbf{u}_j) \times \mathbf{n}_{ij}] \times \mathbf{n}_{ij} + \frac{a_*}{M} [r_i + r_j + \theta(M)(\mathbf{u}_i - \mathbf{u}_j) \cdot \mathbf{n}_{ij}] \mathbf{n}_{ij} \right\} = 0 \end{aligned} \right. \quad (92b)$$

with $(\gamma, \zeta, \beta)(M) := (1, 1, 1)$. The parameters $\gamma(M)$, $\zeta(M)$ and $\beta(M)$ are introduced in (92) to also study below the influence of the consistency error terms $(\mathbf{u}_i - \mathbf{u}_j) \cdot \mathbf{n}_{ij}$ in (92a), $(r_i - r_j)\mathbf{n}_{ij}$ in (92b) and $[(\mathbf{u}_i - \mathbf{u}_j) \times \mathbf{n}_{ij}] \times \mathbf{n}_{ij}$ in (92b) on the stability. When $\theta(M) := \min\left(\frac{|\mathbf{u}_*|}{a_*} M, 1\right)$, we will see below that (92) is stable for any $\gamma(M)$, $\zeta(M)$ and $\beta(M)$ such that $\frac{\gamma(M) + \zeta(M)}{2} \in [0, 1]$ and $\beta(M) \geq 0$. This suggests that we can improve the accuracy of the *all Mach Godunov scheme* with particular choices of $\gamma(M)$, $\zeta(M)$ and $\beta(M)$: in [14, 15], the authors propose all Mach schemes which are equivalent in the linear case to (92) with $\theta(M) := \min\left(\frac{|\mathbf{u}_*|}{a_*} M, 1\right)$ and with particular choices of $\gamma(M)$, $\zeta(M)$ and $\beta(M)$. At last, it is important to underline that $\gamma(M)$, $\zeta(M)$ and $\beta(M)$ do not have any influence on the low Mach number problem introduced in Section 2 when $|\gamma(M)|$, $|\zeta(M)|$ and $\beta(M) \geq 0$ are lower than a positive constant independent of the Mach number M (see Section 7): only the parameter $\theta(M)$ has an influence on the low Mach number problem.

6.2. L^2 -stability in the semi-discrete subsonic case

Let us define the energy

$$E_h = \sum_i |\Omega_i| \left(r_i^2 + |\mathbf{u}_i|^2 \right).$$

We have the following L^2 -stability result (we recall that $\frac{|\mathbf{u}_*|}{a_*} M$ below is equal to the Mach number since a_*/M defined the sound velocity in (87)):

Theorem 6.1. *Let (r, \mathbf{u}) be solution of (92). Under the subsonic condition (88), for any $\gamma(M)$, $\zeta(M)$ and $\beta(M)$ such that $\frac{\gamma(M)+\zeta(M)}{2} \in [0, 1]$ and $\beta(M) \geq 0$:*

1) When $\theta(M) := 1$, we have:

$$\frac{d}{dt} E_h \leq 0. \quad (93)$$

Thus, in particular, the Godunov scheme (obtained also with $\gamma(M) = \zeta(M) = \beta(M) = 1$) satisfies (93).

2) When $\theta(M) := \min\left(\frac{|\mathbf{u}_*|}{a_*} M, 1\right)$, we have:

$$\frac{d}{dt} E_h \leq 0. \quad (94)$$

Thus, in particular, the all Mach Godunov scheme (obtained also with $\gamma(M) = \zeta(M) = \beta(M) = 1$) satisfies (94).

3) When $\theta(M) := 0$, we have:

$$\frac{d}{dt} E_h \leq \frac{\gamma(M) + \zeta(M)}{2} \sum_{\Gamma_{ij}} |\Gamma_{ij}| |\mathbf{u}_* \cdot \mathbf{n}_{ij}| \left| (\mathbf{u}_i - \mathbf{u}_j) \cdot \mathbf{n}_{ij} \right|^2. \quad (95)$$

Thus, in particular, the low Mach Godunov scheme (obtained also with $\gamma(M) = \zeta(M) = \beta(M) = 1$) satisfies (95).

The three points of Theorem 6.1 are justified with numerical results in §6.3. Let us note that *Point 2* of Theorem 6.1 is also satisfied with $\theta(M) := \frac{|\mathbf{u}_* \cdot \mathbf{n}|}{a_*} M$ instead of $\theta(M) := \frac{|\mathbf{u}_*|}{a_*} M$.

Discussion about Theorem 6.1: Before discussing about this theorem, it is important to underline that $\gamma(M)$, $\zeta(M)$ and $\beta(M)$ do not have any influence on the low Mach number problem introduced in Section 2 when $|\gamma(M)|$, $|\zeta(M)|$ and $\beta(M) \geq 0$ are lower than a positive constant independent of the Mach number M (see Section 7): only the parameter $\theta(M)$ has an influence on the low Mach number problem.

Inequality (93) confirms that the Godunov scheme is stable. Inequality (94) shows that the *all Mach Godunov scheme* is stable and, thus, justifies *from the stability point of view* the all Mach correction (85). Inequality (94) underlines also that the numerical dissipation of the linear (respectively non-linear) Godunov scheme is (respectively may be) too high when the flow is subsonic.

Moreover, inequalities (93) and (94) with $(\gamma, \zeta, \beta) \neq (1, 1, 1)$ suggest that we can also improve the accuracy of the Godunov scheme and of the *all Mach Godunov scheme* by choosing for example $\gamma(M) = \zeta(M) = \beta(M) = \min\left(\frac{|\mathbf{u}_*|}{a_*} M, 1\right)$: in [14], Rieper proposes an all Mach scheme that corresponds to the choices $\zeta(M) =$

$\beta(M) = 1$ and $\gamma(M) = \theta(M) := \min\left(\frac{|\mathbf{u}_*|}{a_*}M, 1\right)$; in [15], Oßwald *et al.* propose an all Mach scheme that corresponds to the choices $\zeta(M) = 1$ and $\gamma(M) = \beta(M) = \theta(M) := \min\left(\frac{|\mathbf{u}_*|}{a_*}M, 1\right)$. Of course, other choices are possible: for example $\gamma(M) = \zeta(M) = \beta(M) = \theta(M) := \min\left(\frac{|\mathbf{u}_*|}{a_*}M, 1\right)$ or $\gamma(M) = -\zeta(M) = \beta(M) = \theta(M) := \min\left(\frac{|\mathbf{u}_*|}{a_*}M, 1\right)$.

Inequality (95) prevents from obtaining $\frac{d}{dt}E_h \leq 0$ when $\mathbf{u}_* \neq 0$ and $\frac{\gamma(M)+\zeta(M)}{2} \neq 0$. As a consequence, we may observe numerical instabilities with the *low Mach Godunov scheme* when $\mathbf{u}_* \neq 0$ and $\frac{\gamma(M)+\zeta(M)}{2} \neq 0$. Nevertheless, when $\mathbf{u}_* := 0$ – i.e. when we restrict the stability analysis to the *low Mach Godunov scheme* applied to the linear wave equation (i.e. to scheme (37) with $\kappa = 0$) –, the *low Mach Godunov scheme* is stable. On the other hand, inequality (95) suggests also that we can choose $\theta(M) = 0$ from the stability point of view when we choose $\zeta(M) = -\gamma(M)$. In §6.3, we will study the scheme obtained with $\zeta(M) = \beta(M) = -\gamma(M) = 1$ and $\theta(M) = 0$ (together with the *all Mach Godunov scheme*, the scheme of Rieper [14] and the scheme of Oßwald *et al.* [15]).

Proof of Theorem 6.1: Before proving *Points 1, 2 and 3*, we perform some preliminary calculations.

Preliminary calculations: By multiplying (92a) by $2|\Omega_i|r_i$ and by summing with respect to i , we obtain

$$\begin{aligned} \frac{d}{dt} \sum_i |\Omega_i| r_i^2 = & - \sum_i \sum_{\Gamma_{ij} \subset \partial\Omega_i} |\Gamma_{ij}| \left[(\mathbf{u}_* \cdot \mathbf{n}_{ij}) \left[r_i + r_j + \gamma(M)(\mathbf{u}_i - \mathbf{u}_j) \cdot \mathbf{n}_{ij} \right] r_i \right. \\ & \left. + \frac{a_*}{M} \left[(\mathbf{u}_i + \mathbf{u}_j) \cdot \mathbf{n}_{ij} + r_i - r_j \right] r_i \right]. \end{aligned} \quad (96)$$

On the other hand, by using (46), we obtain

$$\sum_i \sum_{\Gamma_{ij} \subset \partial\Omega_i} |\Gamma_{ij}| (\mathbf{u}_* \cdot \mathbf{n}_{ij}) r_i^2 = \sum_i \left(r_i^2 \mathbf{u}_* \cdot \sum_{\Gamma_{ij} \subset \partial\Omega_i} |\Gamma_{ij}| \mathbf{n}_{ij} \right) = 0.$$

Moreover

$$\sum_i \sum_{\Gamma_{ij} \subset \partial\Omega_i} |\Gamma_{ij}| (\mathbf{u}_* \cdot \mathbf{n}_{ij}) r_i r_j = \sum_{\Gamma_{ij}} |\Gamma_{ij}| \left[\mathbf{u}_* \cdot (\mathbf{n}_{ij} + \mathbf{n}_{ji}) \right] r_i r_j = 0$$

since $\mathbf{n}_{ij} + \mathbf{n}_{ji} = 0$. We deduce from the last two equalities that

$$\sum_i \sum_{\Gamma_{ij} \subset \partial\Omega_i} |\Gamma_{ij}| (\mathbf{u}_* \cdot \mathbf{n}_{ij}) (r_i + r_j) r_i = 0. \quad (97)$$

We have also

$$\sum_i \sum_{\Gamma_{ij} \subset \partial\Omega_i} |\Gamma_{ij}| (\mathbf{u}_* \cdot \mathbf{n}_{ij}) \left[(\mathbf{u}_i - \mathbf{u}_j) \cdot \mathbf{n}_{ij} \right] r_i = \sum_{\Gamma_{ij}} |\Gamma_{ij}| (\mathbf{u}_* \cdot \mathbf{n}_{ij}) \left[(\mathbf{u}_i - \mathbf{u}_j) \cdot \mathbf{n}_{ij} \right] r_i + \sum_{\Gamma_{ij}} |\Gamma_{ij}| (\mathbf{u}_* \cdot \mathbf{n}_{ji}) \left[(\mathbf{u}_j - \mathbf{u}_i) \cdot \mathbf{n}_{ji} \right] r_j$$

which gives

$$\sum_i \sum_{\Gamma_{ij} \subset \partial\Omega_i} |\Gamma_{ij}| (\mathbf{u}_* \cdot \mathbf{n}_{ij}) \left[(\mathbf{u}_i - \mathbf{u}_j) \cdot \mathbf{n}_{ij} \right] r_i = \sum_{\Gamma_{ij}} |\Gamma_{ij}| (\mathbf{u}_* \cdot \mathbf{n}_{ij}) \left[(\mathbf{u}_i - \mathbf{u}_j) \cdot \mathbf{n}_{ij} \right] (r_i - r_j). \quad (98)$$

Moreover

$$\frac{a_*}{M} \sum_i \sum_{\Gamma_{ij} \subset \partial \Omega_i} |\Gamma_{ij}| [(\mathbf{u}_i + \mathbf{u}_j) \cdot \mathbf{n}_{ij}] r_i = \frac{a_*}{M} \sum_i \sum_{\Gamma_{ij} \subset \partial \Omega_i} |\Gamma_{ij}| (\mathbf{u}_j \cdot \mathbf{n}_{ij}) r_i$$

by using again (46). We have also that

$$\frac{a_*}{M} \sum_i \sum_{\Gamma_{ij} \subset \partial \Omega_i} |\Gamma_{ij}| (\mathbf{u}_j \cdot \mathbf{n}_{ij}) r_i = \frac{a_*}{M} \sum_{\Gamma_{ij}} |\Gamma_{ij}| [r_i \mathbf{u}_j \cdot \mathbf{n}_{ij} + r_j \mathbf{u}_i \cdot \mathbf{n}_{ji}],$$

which allows to write

$$\frac{a_*}{M} \sum_i \sum_{\Gamma_{ij} \subset \partial \Omega_i} |\Gamma_{ij}| [(\mathbf{u}_i + \mathbf{u}_j) \cdot \mathbf{n}_{ij}] r_i = \frac{a_*}{M} \sum_{\Gamma_{ij}} |\Gamma_{ij}| [r_i \mathbf{u}_j - r_j \mathbf{u}_i] \cdot \mathbf{n}_{ij}. \quad (99)$$

At last, we have

$$\frac{a_*}{M} \sum_i \sum_{\Gamma_{ij} \subset \partial \Omega_i} |\Gamma_{ij}| (r_i - r_j) r_i = \frac{a_*}{M} \sum_{\Gamma_{ij}} |\Gamma_{ij}| (r_i - r_j) r_i + \frac{a_*}{M} \sum_{\Gamma_{ij}} |\Gamma_{ij}| (r_j - r_i) r_j.$$

Hence

$$\frac{a_*}{M} \sum_i \sum_{\Gamma_{ij} \subset \partial \Omega_i} |\Gamma_{ij}| (r_i - r_j) r_i = \frac{a_*}{M} \sum_{\Gamma_{ij}} |\Gamma_{ij}| \cdot |r_i - r_j|^2. \quad (100)$$

Thus, by using (96), (97), (98), (99) and (100), we find

$$\begin{aligned} \frac{d}{dt} \sum_i |\Omega_i| r_i^2 &= - \sum_{\Gamma_{ij}} |\Gamma_{ij}| \left[\gamma(M) (\mathbf{u}_* \cdot \mathbf{n}_{ij}) [(\mathbf{u}_i - \mathbf{u}_j) \cdot \mathbf{n}_{ij}] (r_i - r_j) \right. \\ &\quad \left. + \frac{a_*}{M} [(r_i \mathbf{u}_j - r_j \mathbf{u}_i) \cdot \mathbf{n}_{ij} + |r_i - r_j|^2] \right]. \end{aligned} \quad (101)$$

Let us now multiply (92b) by $2|\Omega_i| \mathbf{u}_i$. By summing with respect to i and using the fact that for any vector \mathbf{w} there holds that $(\mathbf{w} \times \mathbf{n}) \cdot \mathbf{u} = -\mathbf{w} \cdot (\mathbf{u} \times \mathbf{n})$, we obtain

$$\begin{aligned} \frac{d}{dt} \sum_i |\Omega_i| |\mathbf{u}_i|^2 &= - \sum_i \sum_{\Gamma_{ij} \subset \partial \Omega_i} |\Gamma_{ij}| \left[(\mathbf{u}_* \cdot \mathbf{n}_{ij}) [(\mathbf{u}_i + \mathbf{u}_j) + \zeta(M)(r_i - r_j) \mathbf{n}_{ij}] \cdot \mathbf{u}_i \right. \\ &\quad \left. + \beta(M) |\mathbf{u}_* \cdot \mathbf{n}_{ij}| [(\mathbf{u}_i - \mathbf{u}_j) \times \mathbf{n}_{ij}] \cdot (\mathbf{u}_i \times \mathbf{n}_{ij}) + \frac{a_*}{M} [r_i + r_j + \theta(M)(\mathbf{u}_i - \mathbf{u}_j) \cdot \mathbf{n}_{ij}] (\mathbf{n}_{ij} \cdot \mathbf{u}_i) \right]. \end{aligned} \quad (102)$$

On the other hand, by using the arguments used to obtain (97) and (99), we respectively find

$$\sum_i \sum_{\Gamma_{ij} \subset \partial \Omega_i} |\Gamma_{ij}| (\mathbf{u}_* \cdot \mathbf{n}_{ij}) (\mathbf{u}_i + \mathbf{u}_j) \cdot \mathbf{u}_i = 0 \quad (103)$$

and

$$\frac{a_*}{M} \sum_i \sum_{\Gamma_{ij} \subset \partial \Omega_i} |\Gamma_{ij}| (r_i + r_j) (\mathbf{n}_{ij} \cdot \mathbf{u}_i) = \frac{a_*}{M} \sum_{\Gamma_{ij}} |\Gamma_{ij}| (r_j \mathbf{u}_i - r_i \mathbf{u}_j) \cdot \mathbf{n}_{ij}. \quad (104)$$

We have also

$$\sum_i \sum_{\Gamma_{ij} \subset \partial \Omega_i} |\Gamma_{ij}| (\mathbf{u}_* \cdot \mathbf{n}_{ij}) (r_i - r_j) (\mathbf{n}_{ij} \cdot \mathbf{u}_i) = \sum_{\Gamma_{ij}} |\Gamma_{ij}| (\mathbf{u}_* \cdot \mathbf{n}_{ij}) (r_i - r_j) (\mathbf{n}_{ij} \cdot \mathbf{u}_i) + \sum_{\Gamma_{ij}} |\Gamma_{ij}| (\mathbf{u}_* \cdot \mathbf{n}_{ji}) (r_j - r_i) (\mathbf{n}_{ji} \cdot \mathbf{u}_j)$$

which allows to write

$$\sum_i \sum_{\Gamma_{ij} \subset \partial\Omega_i} |\Gamma_{ij}| (\mathbf{u}_* \cdot \mathbf{n}_{ij}) (r_i - r_j) (\mathbf{n}_{ij} \cdot \mathbf{u}_i) = \sum_{\Gamma_{ij}} |\Gamma_{ij}| (\mathbf{u}_* \cdot \mathbf{n}_{ij}) [(\mathbf{u}_i - \mathbf{u}_j) \cdot \mathbf{n}_{ij}] (r_i - r_j). \quad (105)$$

Moreover

$$\begin{aligned} \frac{a_*}{M} \sum_i \sum_{\Gamma_{ij} \subset \partial\Omega_i} |\Gamma_{ij}| [(\mathbf{u}_i - \mathbf{u}_j) \cdot \mathbf{n}_{ij}] (\mathbf{n}_{ij} \cdot \mathbf{u}_i) &= \frac{a_*}{M} \sum_{\Gamma_{ij}} |\Gamma_{ij}| [(\mathbf{u}_i - \mathbf{u}_j) \cdot \mathbf{n}_{ij}] (\mathbf{n}_{ij} \cdot \mathbf{u}_i) \\ &\quad + \frac{a_*}{M} \sum_{\Gamma_{ij}} |\Gamma_{ij}| [(\mathbf{u}_j - \mathbf{u}_i) \cdot \mathbf{n}_{ji}] (\mathbf{n}_{ji} \cdot \mathbf{u}_j) \end{aligned}$$

and therefore

$$\frac{a_*}{M} \sum_i \sum_{\Gamma_{ij} \subset \partial\Omega_i} |\Gamma_{ij}| [(\mathbf{u}_i - \mathbf{u}_j) \cdot \mathbf{n}_{ij}] (\mathbf{n}_{ij} \cdot \mathbf{u}_i) = \frac{a_*}{M} \sum_{\Gamma_{ij}} |\Gamma_{ij}| |(\mathbf{u}_i - \mathbf{u}_j) \cdot \mathbf{n}_{ij}|^2. \quad (106)$$

At last, we obtain

$$\sum_i \sum_{\Gamma_{ij} \subset \partial\Omega_i} |\Gamma_{ij}| |\mathbf{u}_* \cdot \mathbf{n}_{ij}| [(\mathbf{u}_i - \mathbf{u}_j) \times \mathbf{n}_{ij}] \cdot (\mathbf{u}_i \times \mathbf{n}_{ij}) = \sum_{\Gamma_{ij}} |\Gamma_{ij}| |\mathbf{u}_* \cdot \mathbf{n}_{ij}| |(\mathbf{u}_i - \mathbf{u}_j) \times \mathbf{n}_{ij}|^2. \quad (107)$$

Thus, by using (102), (103), (104), (105), (106) and (107), we find

$$\begin{aligned} \frac{d}{dt} \sum_i |\Omega_i| |\mathbf{u}_i|^2 &= - \sum_{\Gamma_{ij}} |\Gamma_{ij}| \left\{ \zeta(M) (\mathbf{u}_* \cdot \mathbf{n}_{ij}) [(\mathbf{u}_i - \mathbf{u}_j) \cdot \mathbf{n}_{ij}] (r_i - r_j) \right. \\ &\quad \left. + \beta(M) |\mathbf{u}_* \cdot \mathbf{n}_{ij}| |(\mathbf{u}_i - \mathbf{u}_j) \times \mathbf{n}_{ij}|^2 + \frac{a_*}{M} \left[(r_j \mathbf{u}_i - r_i \mathbf{u}_j) \cdot \mathbf{n}_{ij} + \theta(M) |(\mathbf{u}_i - \mathbf{u}_j) \cdot \mathbf{n}_{ij}|^2 \right] \right\}. \quad (108) \end{aligned}$$

Finally, by summing (101) and (108), we obtain

$$\begin{aligned} \frac{d}{dt} E_h &= - \sum_{\Gamma_{ij}} |\Gamma_{ij}| \left\{ [\gamma(M) + \zeta(M)] (\mathbf{u}_* \cdot \mathbf{n}_{ij}) [(\mathbf{u}_i - \mathbf{u}_j) \cdot \mathbf{n}_{ij}] (r_i - r_j) \right. \\ &\quad \left. + \beta(M) |\mathbf{u}_* \cdot \mathbf{n}_{ij}| |(\mathbf{u}_i - \mathbf{u}_j) \times \mathbf{n}_{ij}|^2 + \frac{a_*}{M} \left[|r_i - r_j|^2 + \theta(M) |(\mathbf{u}_i - \mathbf{u}_j) \cdot \mathbf{n}_{ij}|^2 \right] \right\}. \quad (109) \end{aligned}$$

Moreover, we have

$$-2(\mathbf{u}_* \cdot \mathbf{n}_{ij}) [(\mathbf{u}_i - \mathbf{u}_j) \cdot \mathbf{n}_{ij}] (r_i - r_j) \leq |\mathbf{u}_* \cdot \mathbf{n}_{ij}| \left[|(\mathbf{u}_i - \mathbf{u}_j) \cdot \mathbf{n}_{ij}|^2 + |r_i - r_j|^2 \right]. \quad (110)$$

Thus, by using the subsonic condition (88) and since $|\mathbf{u}_* \cdot \mathbf{n}_{ij}| \leq |\mathbf{u}_*|$, we obtain

$$-2(\mathbf{u}_* \cdot \mathbf{n}_{ij}) [(\mathbf{u}_i - \mathbf{u}_j) \cdot \mathbf{n}_{ij}] (r_i - r_j) \leq |\mathbf{u}_* \cdot \mathbf{n}_{ij}| |(\mathbf{u}_i - \mathbf{u}_j) \cdot \mathbf{n}_{ij}|^2 + \frac{a_*}{M} |r_i - r_j|^2. \quad (111)$$

By using (109), this allows to write

$$\begin{aligned} \frac{d}{dt} E_h &\leq - \sum_{\Gamma_{ij}} |\Gamma_{ij}| \left\{ |\mathbf{u}_* \cdot \mathbf{n}_{ij}| \left(\beta(M) |(\mathbf{u}_i - \mathbf{u}_j) \times \mathbf{n}_{ij}|^2 - \frac{\gamma(M) + \zeta(M)}{2} |(\mathbf{u}_i - \mathbf{u}_j) \cdot \mathbf{n}_{ij}|^2 \right) \right. \\ &\quad \left. + \frac{a_*}{M} \theta(M) |(\mathbf{u}_i - \mathbf{u}_j) \cdot \mathbf{n}_{ij}|^2 + \left[1 - \frac{\gamma(M) + \zeta(M)}{2} \right] \frac{a_*}{M} |r_i - r_j|^2 \right\} \end{aligned}$$

that is to say

$$\begin{aligned} \frac{d}{dt}E_h \leq - \sum_{\Gamma_{ij}} |\Gamma_{ij}| \left\{ \left[\frac{a_*}{M} \theta(M) - \frac{\gamma(M) + \zeta(M)}{2} |\mathbf{u}_* \cdot \mathbf{n}_{ij}| \right] |(\mathbf{u}_i - \mathbf{u}_j) \cdot \mathbf{n}_{ij}|^2 \right. \\ \left. + \left[1 - \frac{\gamma(M) + \zeta(M)}{2} \right] \frac{a_*}{M} |r_i - r_j|^2 \right\} \quad (112) \end{aligned}$$

for any $\beta(M) \geq 0$.

Proof of Points 1 and 2: Let us suppose that $\theta(M) := 1$ (cf. *Point 1*). Since $|\mathbf{u}_* \cdot \mathbf{n}_{ij}| \leq |\mathbf{u}_*|$, we obtain $\frac{d}{dt}E_h \leq 0$ when $\frac{\gamma(M) + \zeta(M)}{2} \in [0, 1]$ by using the subsonic condition (88) and the inequality (112). When $\theta(M) := \frac{|\mathbf{u}_*|}{a_*} M$ (cf. *Point 2*), we deduce from (112) that

$$\frac{d}{dt}E_h \leq - \sum_{\Gamma_{ij}} |\Gamma_{ij}| \left\{ \left[|\mathbf{u}_*| - \frac{\gamma(M) + \zeta(M)}{2} |\mathbf{u}_* \cdot \mathbf{n}_{ij}| \right] |(\mathbf{u}_i - \mathbf{u}_j) \cdot \mathbf{n}_{ij}|^2 + \left[1 - \frac{\gamma(M) + \zeta(M)}{2} \right] \frac{a_*}{M} |r_i - r_j|^2 \right\}$$

which also gives $\frac{d}{dt}E_h \leq 0$ when $\frac{\gamma(M) + \zeta(M)}{2} \in [0, 1]$.

Proof of Point 3: When $\theta(M) := 0$ and $\frac{\gamma(M) + \zeta(M)}{2} \in [0, 1]$, we deduce from (112) that

$$\frac{d}{dt}E_h \leq \frac{\gamma(M) + \zeta(M)}{2} \sum_{\Gamma_{ij}} |\Gamma_{ij}| |\mathbf{u}_* \cdot \mathbf{n}_{ij}| |(\mathbf{u}_i - \mathbf{u}_j) \cdot \mathbf{n}_{ij}|^2.$$

□

6.3. Numerical results on the L^2 -stability in the linear subsonic case

We illustrate *Points 1, 2 and 3* of Theorem 6.1 with numerical results obtained on a 2D cartesian mesh. For that purpose, we consider the initial condition of §2.7 given by (48) and we study in Figure 12 the energy $E_h(t)$ obtained with the linear Godunov scheme (i.e. $\gamma(M) = \zeta(M) = \beta(M) = \theta(M) = 1$), with the linear *all Mach Godunov scheme* (i.e. $\gamma(M) = \zeta(M) = \beta(M) = 1$ and $\theta(M) := \min\left(\frac{|\mathbf{u}_*|}{a_*} M, 1\right)$), with the linear *low Mach Godunov scheme* (i.e. $\gamma(M) = \zeta(M) = \beta(M) = 1$ and $\theta(M) = 0$), with the all Mach scheme of Rieper [14] ($\zeta(M) = \beta(M) = 1$ and $\gamma(M) = \theta(M) := \min\left(\frac{|\mathbf{u}_*|}{a_*} M, 1\right)$), with the all Mach scheme of Oßwald *et al.* [15] ($\zeta(M) = 1$ and $\gamma(M) = \beta(M) = \theta(M) := \min\left(\frac{|\mathbf{u}_*|}{a_*} M, 1\right)$) and with an hybrid all Mach scheme (obtained with $\zeta(M) = \beta(M) = -\gamma(M) = 1$ and $\theta(M) = 0$). In §2.7, the convective part was not taken into account. In other words, (87) was solved in §2.7 with (92) by choosing $\mathbf{u}_* = 0$. Now, we choose $\mathbf{u}_* = (1, 0)^T$ in (87) and (92). The parameter M is fixed to 0.5 and $a_* = 1$. In that case, the Mach number $\frac{|\mathbf{u}_*|}{a_* M}$ is equal to M and the subsonic condition (88) is satisfied. Let us note that for the scheme of Rieper and for the scheme of Oßwald *et al.*, we have $\gamma(M) = \min\left(\frac{|\mathbf{u}_*|}{a_*} M, 1\right)$ and $\zeta(M) = 1$. Thus, the stability condition $\frac{\gamma(M) + \zeta(M)}{2} \in [0, 1]$ of Theorem 6.1 is satisfied for these two schemes since $\frac{\min\left(\frac{|\mathbf{u}_*|}{a_*} M, 1\right) + 1}{2} \leq 1$. Of course, the stability condition $\frac{\gamma(M) + \zeta(M)}{2} \in [0, 1]$ is also satisfied by the *low Mach Godunov scheme*, the *all Mach Godunov scheme* and the hybrid all Mach scheme.

Figure 12 shows that the energy $E_h(t)$ decreases with time with the Godunov scheme, with the *all Mach Godunov scheme*, with the scheme of Rieper, with the scheme of Oßwald *et al.* and with the hybrid scheme, which is coherent with *Points 1, 2 and 3* of Theorem 6.1. Moreover, the *low Mach Godunov scheme* is not stable since $E_h(t)$ explodes with time, which is coherent with *Point 3* of Theorem 6.1. We can also remark that the scheme of Oßwald *et al.* is less dissipative than the scheme of Rieper: this point is mentioned in [15]. Nevertheless, the scheme of Oßwald *et al.* is more dissipative than the hybrid scheme which is the least dissipative scheme. These last two remarks are also coherent with *Point 3* of Theorem 6.1.

At last, let us note that the results obtained with the *all Mach Godunov scheme* and with the scheme of Rieper are similar. This can be explained by noting that the decreasing of the energy differs between these two schemes only through the quantity

$$\sum_{\Gamma_{ij}} |\Gamma_{ij}| \gamma(M) (\mathbf{u}_* \cdot \mathbf{n}_{ij}) [(\mathbf{u}_i - \mathbf{u}_j) \cdot \mathbf{n}_{ij}] (r_i - r_j)$$

(see (109)) – which is the discrete version of

$$\gamma(M) \left(\Delta x u_{*,x} \langle \partial_x r, \partial_x u_x \rangle + \Delta y u_{*,y} \langle \partial_y r, \partial_y u_y \rangle \right)$$

(see (119) below) –, by noting that $\gamma(M) = 1$ for the *all Mach Godunov scheme* and that $\gamma(M) = \min \left(\frac{|\mathbf{u}_*|}{a_*} M, 1 \right) = \frac{1}{2}$ for the scheme of Rieper (since, in the present case, $|\mathbf{u}_*| = a_* = 1$ and $M = \frac{1}{2}$) and also by noting that $r_i(t)$ is close to a constant (equal to 1 in the present case: see (48)) for any i and any $t \geq 0$ since this is initially the case.

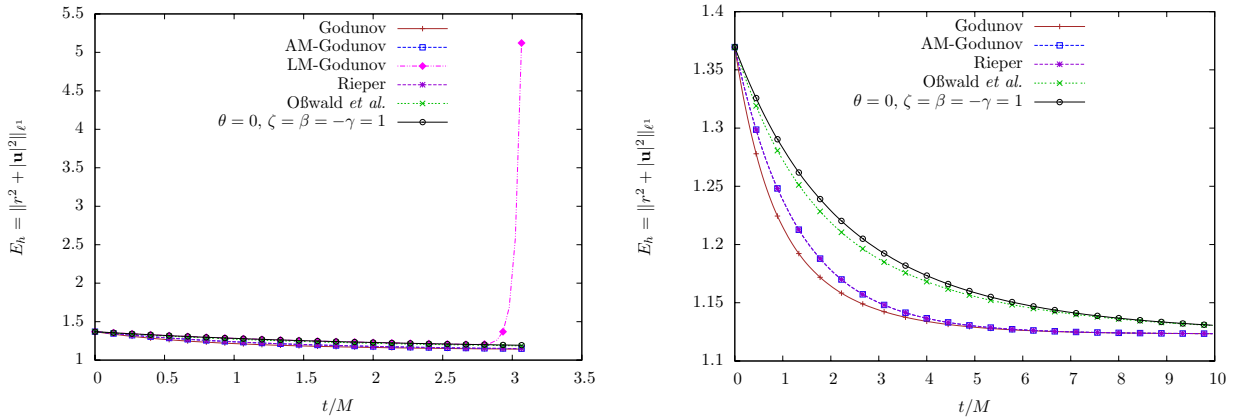


Figure 12: Linear L^2 -stability study: norm of the energy $E_h(t)$ as a function of time for $0 \leq t/M \leq 10$ and $M = 0.5$ obtained with an initial condition $q^0 \in \mathcal{E}_h^\square$ (see Equation (48)) on a 30×30 cartesian mesh. The energy $E_h(t)$ decreases with time with the Godunov scheme, with the *all Mach Godunov scheme*, with the scheme of Rieper [14] (whose results are similar to those obtained with the *all Mach Godunov scheme*), with the scheme of Oßwald *et al.* [15] and with the hybrid scheme obtained with $\zeta(M) = \beta(M) = -\gamma(M) = 1$ and $\theta(M) = 0$. However, the *low Mach Godunov scheme* is not stable since the energy $E_h(t)$ explodes with time. Moreover, the hybrid scheme is the least dissipative scheme. These numerical results are coherent with *Points 1, 2 and 3* of Theorem 6.1.

6.4. L^2 -stability in the continuous subsonic case

To get a better understanding of the importance of the convection operator in Theorem 6.1, it is interesting to study the L^2 -stability of the 1st order modified equation associated with (92) when the mesh is

cartesian. When we suppose for the sake of simplicity that the dimension is 2D, this equation is given by

$$\begin{cases} \partial_t q + \mathcal{H}q + \frac{\mathcal{L}_M}{M}q = 0, \\ q(t = 0, \mathbf{x}) = q^0(\mathbf{x}) \end{cases} \quad (113)$$

where, in the 2D case, \mathcal{H} is the perturbed convection operator defined by

$$\mathcal{H}q = Hq - \frac{1}{2} \begin{pmatrix} \gamma(M)u_{*,x}\Delta x\partial_{xx}^2 u_x + \gamma(M)u_{*,y}\Delta y\partial_{yy}^2 u_y \\ \zeta(M)u_{*,x}\Delta x\partial_{xx}^2 r + \beta(M)|u_{*,y}|\Delta y\partial_{yy}^2 u_x \\ \beta(M)|u_{*,x}|\Delta x\partial_{xx}^2 u_y + \zeta(M)u_{*,y}\Delta y\partial_{yy}^2 r \end{pmatrix} \quad (114)$$

and where \mathcal{L}_M is the perturbed linear acoustic operator defined by

$$\mathcal{L}_M q = Lq - \frac{a_*}{2} \begin{pmatrix} \Delta x\partial_{xx}^2 r + \Delta y\partial_{yy}^2 r \\ \theta(M)\Delta x\partial_{xx}^2 u_x \\ \theta(M)\Delta y\partial_{yy}^2 u_y \end{pmatrix}. \quad (115)$$

By defining the energy with

$$E := \langle q, q \rangle = \int_{\mathbb{T}^d} (r^2 + |\mathbf{u}|^2) d\mathbf{x},$$

we obtain the following result which is the continuous version of Theorem 6.1:

Theorem 6.2. *Let $q(t, \mathbf{x})$ be solution of (113). Under the subsonic condition (88), for any $\gamma(M)$, $\zeta(M)$ and $\beta(M)$ such that $\frac{\gamma(M)+\zeta(M)}{2} \in [0, 1]$ and $\beta(M) \geq 0$:*

1) When $\theta(M) := 1$:

$$\frac{d}{dt}E \leq 0. \quad (116)$$

2) When $\theta(M) := \min\left(\frac{|\mathbf{u}_*|}{a_*}M, 1\right)$:

$$\frac{d}{dt}E \leq 0. \quad (117)$$

3) When $\theta(M) := 0$:

$$\frac{d}{dt}E \leq \frac{\gamma(M) + \zeta(M)}{2} \left(\Delta x |u_{*,x}| \cdot \|\partial_x u_x\|^2 + \Delta y |u_{*,y}| \cdot \|\partial_y u_y\|^2 \right). \quad (118)$$

Proof of Theorem 6.2: The proof is similar to the proof of Theorem 6.1. Nevertheless, it is more simple since the operators are continuous.

Preliminary calculations: By multiplying (113) with q and by integrating over Ω , we obtain that

$$\begin{aligned} \frac{d}{dt}E = & - \left\{ [\gamma(M) + \zeta(M)] \left(\Delta x u_{*,x} \langle \partial_x r, \partial_x u_x \rangle + \Delta y u_{*,y} \langle \partial_y r, \partial_y u_y \rangle \right) \right. \\ & + \beta(M) \left(\Delta y |u_{*,y}| \cdot \|\partial_y u_x\|^2 + \Delta x |u_{*,x}| \cdot \|\partial_x u_y\|^2 \right) \\ & \left. + \frac{a_*}{M} \left[\left(\Delta x \|\partial_x r\|^2 + \Delta y \|\partial_y r\|^2 \right) + \theta(M) \left(\Delta x \|\partial_x u_x\|^2 + \Delta y \|\partial_y u_y\|^2 \right) \right] \right\} \quad (119) \end{aligned}$$

which is the continuous version of (109). Moreover, we have

$$-2\Delta x u_{*,x} \langle \partial_x r, \partial_x u_x \rangle \leq \Delta x |u_{*,x}| \left(\|\partial_x u_x\|^2 + \|\partial_x r\|^2 \right)$$

which is the continuous version of (110). Thus, under the subsonic condition (88), we can write that

$$-2\Delta x u_{*,x} \langle \partial_x r, \partial_x u_x \rangle \leq \Delta x |u_{*,x}| \cdot \|\partial_x u_x\|^2 + \Delta x \frac{a_*}{M} \|\partial_x r\|^2$$

which is the continuous version of (111). In the same way, we have

$$-2\Delta y u_{*,y} \langle \partial_y r, \partial_y u_y \rangle \leq \Delta y |u_{*,y}| \cdot \|\partial_y u_y\|^2 + \Delta y \frac{a_*}{M} \|\partial_y r\|^2.$$

Then, we deduce from (119) that

$$\begin{aligned} \frac{d}{dt} E \leq & - \left\{ \Delta x \left[\frac{a_*}{M} \theta(M) - \frac{\gamma(M) + \zeta(M)}{2} |u_{*,x}| \right] \|\partial_x u_x\|^2 + \Delta y \left[\frac{a_*}{M} \theta(M) - \frac{\gamma(M) + \zeta(M)}{2} |u_{*,y}| \right] \|\partial_y u_y\|^2 \right. \\ & \left. + \left(1 - \frac{\gamma(M) + \zeta(M)}{2} \right) \frac{a_*}{M} \left(\Delta x \|\partial_x r\|^2 + \Delta y \|\partial_y r\|^2 \right) \right\} \end{aligned}$$

for any $\beta(M) \geq 0$, which is the continuous version of (112).

Proof of Points 1, 2 and 3: We conclude the proof as in the semi-discrete case (see the proof of Theorem 6.1). \square

6.5. A remark on the Lagrange + Projection approach

The potential loss of stability when $\theta(M) := 0$ (see Point 3 of Theorems 6.1 and 6.2) is directly linked to

$$\mathcal{E}(q) := -\frac{1}{2} \begin{pmatrix} u_{*,x} \Delta x \partial_{xx}^2 u_x + u_{*,y} \Delta y \partial_{yy}^2 u_y \\ u_{*,x} \Delta x \partial_{xx}^2 r \\ u_{*,y} \Delta y \partial_{yy}^2 r \end{pmatrix}$$

in (114) which is the *non-dissipative part* of the truncation error of the Godunov scheme applied to the linear equation (87). The existence of this *non-dissipative* truncation error is a consequence of the fact that the Godunov scheme is built by taking into account *at the same time* the convective and acoustic waves (see Annex A). This suggests that a *Lagrange + Projection approach* – which consists in splitting the acoustic and convective waves – may not have any stability problem when $\theta(M) := 0$.

Indeed, a Lagrange + Projection approach applied to the linear equation (87) consists, at any time step n , in computing an estimate of the solution by solving

$$\begin{cases} \partial_t q^L + \frac{L}{M} q^L = 0, \\ q^L(t = n\Delta t, \mathbf{x}) = q^n(\mathbf{x}) \end{cases} \quad (\text{Lagrange step}) \quad (120)$$

and, then, to correct this estimate by solving

$$\begin{cases} \partial_t q + Hq = 0, \\ q(t = n\Delta t, \mathbf{x}) = q^L((n+1)\Delta t, \mathbf{x}). \end{cases} \quad (\text{Projection step}) \quad (121)$$

Let us now suppose that we solve (120) with the *all Mach Godunov scheme* (75)(76) and that we solve (121) with the Godunov scheme (*i.e.* with the classical upwind scheme). For this particular Lagrange + Projection scheme, the 1st order modified equation is given by

$$\begin{cases} \partial_t q + \mathcal{H}q + \frac{\mathcal{L}_M}{M}q = 0, \\ q(t = 0, \mathbf{x}) = q^0(\mathbf{x}) \end{cases} \quad (122)$$

where, in the 2D case, \mathcal{H} is the perturbed convective operator

$$\mathcal{H}q = Hq - \frac{1}{2} \begin{pmatrix} |u_{*,x}|\Delta x \partial_{xx}^2 r_x + |u_{*,y}|\Delta y \partial_{yy}^2 r \\ |u_{*,x}|\Delta x \partial_{xx}^2 u_x + |u_{*,y}|\Delta y \partial_{yy}^2 u_x \\ |u_{*,x}|\Delta x \partial_{xx}^2 u_y + |u_{*,y}|\Delta y \partial_{yy}^2 u_y \end{pmatrix} \quad (123)$$

and where \mathcal{L}_M is the perturbed linear acoustic operator defined by (115). In that case, we easily obtain:

Theorem 6.3. *Let $q(t, \mathbf{x})$ be solution of (122). For any $\theta(M) \geq 0$, we have:*

$$\frac{d}{dt}E \leq 0.$$

It would be also easy to obtain the semi-discrete version of Theorem 6.3.

Point 3 of Theorem 6.2 and Theorem 6.3 underline the fact that if the *low Mach correction* (*i.e.* $\theta(M) := 0$) is identical for any Godunov type schemes, the stability analysis of the low Mach scheme obtained with the *low Mach correction* strongly depends on the type of Godunov type scheme. On the other hand, *Point 2* of Theorem 6.2 suggests that the *all Mach correction* is better than the *low Mach correction* from a stability point of view, which is coherent since the *all Mach correction* is less anti-dissipative than the *low Mach correction*.

7. Formal asymptotic analysis in the barotropic case

We now (partly) justify the *accuracy question* with a formal asymptotic analysis applied to the *all Mach Godunov type scheme* (82)(83) when X is the Roe scheme [3]. This analysis is classical [5, 12, 14]. The original point in the following calculus is that we clearly link this formal asymptotic analysis to the point of view proposed in §2.5. Moreover, we introduce the parameters $\gamma(M)$, $\zeta(M)$ and $\beta(M)$ already introduced in the linear scheme (92) to show that these parameters do not have any influence on the low Mach number problem when $|\gamma(M)|$, $|\zeta(M)|$ and $\beta(M) \geq 0$ are lower than a positive constant independent of the Mach number M , these parameters having only an influence on the stability of the scheme (see Section 6). This will allow us to also justify the all Mach schemes proposed in [14, 15] from the low Mach number problem point of view, the all Mach schemes proposed in [14, 15] being similar to (82)(83) when X is the Roe scheme.

When the X scheme is the Roe scheme [3], the dimensionless *all Mach Roe scheme* deduced from (82)(83) and restricted to the subsonic case is given by (see (167) in Annex B)

$$\left\{ \begin{aligned} & \frac{d}{dt}\rho_i + \frac{1}{2|\Omega_i|} \sum_{\Gamma_{ij} \subset \partial\Omega_i} |\Gamma_{ij}| \left[(\rho_i \mathbf{u}_i + \rho_j \mathbf{u}_j) \cdot \mathbf{n}_{ij} + \gamma(M) M \frac{\rho_{ij}}{a_{ij}} (\mathbf{u}_{ij} \cdot \mathbf{n}_{ij}) (\mathbf{u}_i - \mathbf{u}_j) \cdot \mathbf{n}_{ij} \right. \\ & \qquad \qquad \qquad \left. + \frac{a_{ij}}{M} (\rho_i - \rho_j) \right] = 0 \\ & \frac{d}{dt}(\rho_i \mathbf{u}_i) + \frac{1}{2|\Omega_i|} \sum_{\Gamma_{ij} \subset \partial\Omega_i} |\Gamma_{ij}| \left\{ \rho_i (\mathbf{u}_i \cdot \mathbf{n}_{ij}) \mathbf{u}_i + \rho_j (\mathbf{u}_j \cdot \mathbf{n}_{ij}) \mathbf{u}_j + \zeta(M) \frac{a_{ij}}{M} (\rho_i - \rho_j) [\mathbf{u}_{ij} + (\mathbf{u}_{ij} \cdot \mathbf{n}_{ij}) \mathbf{n}_{ij}] \right. \\ & \qquad \qquad \qquad - \beta(M) \rho_{ij} |\mathbf{u}_{ij} \cdot \mathbf{n}_{ij}| [(\mathbf{u}_i - \mathbf{u}_j) \times \mathbf{n}_{ij}] \times \mathbf{n}_{ij} + \gamma(M) M \frac{\rho_{ij} (\mathbf{u}_{ij} \cdot \mathbf{n}_{ij})}{a_{ij}} [(\mathbf{u}_i - \mathbf{u}_j) \cdot \mathbf{n}_{ij}] \mathbf{u}_{ij} \\ & \qquad \qquad \qquad \left. + \left[\frac{1}{M^2} (p_i + p_j) + \frac{\theta_{ij}}{M} \rho_{ij} a_{ij} (\mathbf{u}_i - \mathbf{u}_j) \cdot \mathbf{n}_{ij} \right] \mathbf{n}_{ij} \right\} = 0 \end{aligned} \right. \quad (124a) \quad (124b)$$

with $\gamma(M) = \zeta(M) = \beta(M) = 1$, $p_k = p(\rho_k)$, $a_{ij}^2 = \frac{p_i - p_j}{\rho_i - \rho_j}$ if $\rho_i \neq \rho_j$ and $a_{ij}^2 = p'(\rho_i)$ otherwise, and

$$\theta_{ij} = \theta(M_{ij}) \quad \text{with} \quad \theta(M_{ij}) = \min(M_{ij}, 1). \quad (125)$$

In (125), the local Mach number M_{ij} is given by $M_{ij} = M \frac{|\mathbf{u}_{ij}|}{a_{ij}}$. Thus, we can write that $M_{ij} = O(M)$ which means that

$$\frac{\theta_{ij}}{M} \leq C \quad (126)$$

where C is a constant of order one (since $M_{ij} \ll 1$). The parameters $\gamma(M)$, $\zeta(M)$ and $\beta(M)$ are introduced in (124) to also study the all Mach schemes proposed in [14, 15] which are equivalent to (124)(125) but with $(\gamma, \zeta, \beta)(M) \neq (1, 1, 1)$ (see *Discussion about Theorem 6.1* in §6.1 and the numerical results in §6.3). We recall that for stability reasons, $\gamma(M)$, $\zeta(M)$ and $\beta(M)$ are such that

$$\frac{\gamma(M) + \zeta(M)}{2} \in [0, 1] \quad \text{and} \quad \beta(M) \geq 0$$

(see Theorems 6.1 and 6.2). Moreover, we now suppose that

$$\exists \widetilde{C} > 0 \quad \text{such that} \quad \forall M > 0 : \quad \max[|\gamma(M)|, |\zeta(M)|, \beta(M)] \leq \widetilde{C}. \quad (127)$$

At last, we impose periodic boundary conditions.

Let us now assume the asymptotic expansion for $\phi = (\rho, \mathbf{u})$

$$\phi = \phi^{(0)} + M\phi^{(1)} + M\phi^{(2)} + \dots \quad (128)$$

We remark that since $p = p(\rho)$, there holds that $p^{(0)} = p(\rho^{(0)})$ and $p^{(1)} = p'(\rho^{(0)})\rho^{(1)}$. Moreover, $(a_{ij}^{(0)})^2 = \frac{p_i^{(0)} - p_j^{(0)}}{\rho_i^{(0)} - \rho_j^{(0)}}$ if $\rho_i^{(0)} \neq \rho_j^{(0)}$ and $(a_{ij}^{(0)})^2 = \frac{p_i^{(1)} - p_j^{(1)}}{\rho_i^{(1)} - \rho_j^{(1)}} = p'(\rho_i^{(0)})$ otherwise. Under the (sufficient) condition (127), by plugging (128) in (124) and by separating the orders M^{-1} and M^0 , we obtain:

- **Order M^{-1} :** We deduce from (124a) that

$$\sum_{\Gamma_{ij} \subset \partial\Omega_i} |\Gamma_{ij}| a_{ij}^{(0)} (\rho_i^{(0)} - \rho_j^{(0)}) = 0.$$

Thus, we have $\sum_i \rho_i^{(0)} \sum_{\Gamma_{ij} \subset \partial\Omega_i} |\Gamma_{ij}| a_{ij}^{(0)} (\rho_i^{(0)} - \rho_j^{(0)}) = 0$ which gives

$$\sum_{\Gamma_{ij}} |\Gamma_{ij}| [a_{ij}^{(0)} (\rho_i^{(0)} - \rho_j^{(0)}) \rho_i^{(0)} + a_{ji}^{(0)} (\rho_j^{(0)} - \rho_i^{(0)}) \rho_j^{(0)}] = 0 \quad (129)$$

with $a_{ji}^{(0)} = a_{ij}^{(0)}$. Then, we obtain

$$\sum_{\Gamma_{ij}} |\Gamma_{ij}| a_{ij}^{(0)} (\rho_j^{(0)} - \rho_i^{(0)})^2 = 0$$

which implies that

$$\forall i : \quad \rho_i^{(0)} = \rho^{(0)}(t) \quad (130)$$

because for all i and j , $a_{ij}^{(0)} > 0$. Thus, $p_i^{(0)} = p^{(0)}(t)$ and $a_{ij}^{(0)} = a^{(0)}(t) = (p'(\rho^{(0)}(t)))^{1/2}$. Moreover, if $|\zeta(M)|$ is of order one, we deduce from (124b) and (126) that

$$\sum_{\Gamma_{ij} \subset \partial\Omega_i} |\Gamma_{ij}| [(p_i^{(1)} + p_j^{(1)}) \mathbf{n}_{ij} + \zeta(M) a_{ij}^{(0)} (\rho_i^{(0)} - \rho_j^{(0)}) (\mathbf{u}_{ij} + (\mathbf{u}_{ij} \cdot \mathbf{n}_{ij}) \mathbf{n}_{ij})] = 0$$

which gives

$$\sum_{\Gamma_{ij} \subset \partial\Omega_i} |\Gamma_{ij}| (p_i^{(1)} + p_j^{(1)}) \mathbf{n}_{ij} = 0 \quad (131)$$

by using (130). If $|\zeta(M)|$ is of order M^α with $\alpha > 0$, we directly deduce (131) from (124b) and (126). Let us note that Equation (131) is equivalent to

$$\sum_{\Gamma_{ij} \subset \partial\Omega_i} |\Gamma_{ij}| [p_i^{(1)} + p_j^{(1)} + \kappa \rho^{(0)} a^{(0)} (\mathbf{u}_i^{(0)} - \mathbf{u}_j^{(0)}) \cdot \mathbf{n}_{ij}] \mathbf{n}_{ij} = 0 \quad (132)$$

with $\kappa = 0$ for the *all Mach Roe scheme*. Note that we obtain the same relation (132) with $\kappa = 0$ for the all Mach schemes of Rieper [14] and Oßwald *et al.* [15]. In the case of the Roe scheme – which is defined by (124) and $\theta_{ij} = 1$ instead of (125) –, we obtain (132) with $\kappa = 1$.

- **Order M^0 :** We deduce from (124a) and (130) that

$$\frac{d}{dt} \rho^{(0)}(t) + \frac{1}{2|\Omega_i|} \sum_{\Gamma_{ij} \subset \partial\Omega_i} |\Gamma_{ij}| [\rho^{(0)} (\mathbf{u}_i^{(0)} + \mathbf{u}_j^{(0)}) \cdot \mathbf{n}_{ij} + a^{(0)} (\rho_i^{(1)} - \rho_j^{(1)})] = 0. \quad (133)$$

On the other hand, we have

$$\sum_i \sum_{\Gamma_{ij} \subset \partial\Omega_i} |\Gamma_{ij}| \rho^{(0)} (\mathbf{u}_i^{(0)} + \mathbf{u}_j^{(0)}) \cdot \mathbf{n}_{ij} = \rho^{(0)} \sum_{\Gamma_{ij}} |\Gamma_{ij}| [(\mathbf{u}_i^{(0)} + \mathbf{u}_j^{(0)}) \cdot \mathbf{n}_{ij} + (\mathbf{u}_j^{(0)} + \mathbf{u}_i^{(0)}) \cdot \mathbf{n}_{ji}] = 0$$

and

$$\sum_i \sum_{\Gamma_{ij} \subset \partial\Omega_i} |\Gamma_{ij}| a^{(0)} (\rho_i^{(1)} - \rho_j^{(1)}) = \sum_{\Gamma_{ij}} |\Gamma_{ij}| \left[a^{(0)} (\rho_i^{(1)} - \rho_j^{(1)}) + a^{(0)} (\rho_j^{(1)} - \rho_i^{(1)}) \right] = 0.$$

Thus, by using (133), we obtain $\sum_i \left(2|\Omega_i| \frac{d}{dt} \rho^{(0)}(t) \right) = 0$ and therefore $\frac{d}{dt} \rho^{(0)}(t) = 0$. In other words, we have

$$\forall i : \quad \rho_i^{(0)} = C^{st} \quad (134)$$

and, thus, $p_i^{(0)} = C^{st}$ and $a_{ij}^{(0)} = C^{st}$. By plugging (134) in (133), we obtain that

$$\sum_{\Gamma_{ij} \subset \partial\Omega_i} |\Gamma_{ij}| \left[\rho^{(0)} (\mathbf{u}_i^{(0)} + \mathbf{u}_j^{(0)}) \cdot \mathbf{n}_{ij} + a^{(0)} (\rho_i^{(1)} - \rho_j^{(1)}) \right] = 0$$

which gives

$$\sum_{\Gamma_{ij} \subset \partial\Omega_i} |\Gamma_{ij}| \left[\rho^{(0)} a^{(0)} (\mathbf{u}_i^{(0)} + \mathbf{u}_j^{(0)}) \cdot \mathbf{n}_{ij} + (p_i^{(1)} - p_j^{(1)}) \right] = 0 \quad (135)$$

by using the fact that $(a^{(0)})^2 = \frac{p_i^{(1)} - p_j^{(1)}}{\rho_i^{(1)} - \rho_j^{(1)}}$ if $\rho_i^{(0)} = \rho_j^{(0)}$.

To summarize, we have proved that a necessary condition of validity of the expansion (128) is that $(p_i^{(1)}, \mathbf{u}_i^{(0)}) \in \mathbb{R}^{3N}$ satisfies

$$\begin{cases} \sum_{\Gamma_{ij} \subset \partial\Omega_i} |\Gamma_{ij}| \left[\rho^{(0)} a^{(0)} (\mathbf{u}_i^{(0)} + \mathbf{u}_j^{(0)}) \cdot \mathbf{n}_{ij} + (p_i^{(1)} - p_j^{(1)}) \right] = 0, \\ \sum_{\Gamma_{ij} \subset \partial\Omega_i} |\Gamma_{ij}| \left[p_i^{(1)} + p_j^{(1)} + \kappa \rho^{(0)} a^{(0)} (\mathbf{u}_i^{(0)} - \mathbf{u}_j^{(0)}) \cdot \mathbf{n}_{ij} \right] \mathbf{n}_{ij} = 0 \end{cases} \quad (136)$$

with $\kappa = 0$ in the case of the non-linear *all Mach Roe scheme* (124)(125). Note that we obtain the same necessary condition (136) with $\kappa = 0$ for the all Mach schemes of Rieper [14] and Oßwald *et al.* [15]. In the case of the Roe scheme, we obtain (136) with $\kappa = 1$. Thus, by defining $r_i := \frac{p_i^{(1)}}{\rho^{(0)} a^{(0)}}$, we obtain that when $(r_i, \mathbf{u}_i^{(0)}) \in \mathbb{R}^{3N}$ satisfies (136), $(r_i, \mathbf{u}_i^{(0)})$ belongs to the kernel (39) of the discrete acoustic operator $\mathbb{L}_{\kappa, h}$. By using Theorem 2.2 and Lemma 2.2, we obtain that the low Mach asymptotic solution of the non-linear *all Mach Roe scheme* (i.e. (124) with $\theta_{ij} = \theta(M_{ij})$) can be any of the elements of the discrete incompressible space \mathcal{E}_h^\square , and may thus be an accurate approximation of the exact solution, while the low Mach asymptotic solution of the non-linear Roe scheme (i.e. (124) with $\theta_{ij} = 1$) only belongs to a very small subspace of \mathcal{E}_h^\square , and will thus not be an accurate approximation of the exact solution.

8. Construction of all Mach Godunov type schemes for the compressible Euler system

We extend in this section the *all Mach Godunov type schemes* (82)(83) and (82)(86) obtained for the barotropic Euler system (2) to the compressible Euler system (1).

The previous sections show that the low Mach number inaccuracy can be studied and cured in the barotropic case, which underlines that the energy equation may not have any influence on this question.

This leads us to test the all Mach correction obtained and justified without energy equation to the case with energy equation. In other words, we propose the *all Mach Godunov type scheme*

$$\frac{d}{dt} \begin{pmatrix} \rho \\ \rho \mathbf{u} \\ \rho E \end{pmatrix}_i + \frac{1}{|\Omega_i|} \sum_{\Gamma_{ij} \subset \partial \Omega_i} |\Gamma_{ij}| \Phi_{ij}^{\text{AM},X} = 0 \quad (137)$$

with two possible expressions for the numerical flux $\Phi_{ij}^{\text{AM},X}$ (we recall that X is a Godunov type scheme):

• **First expression:**

$$\Phi_{ij}^{\text{AM},X} = \Phi_{ij}^X + (\theta_{ij} - 1) \frac{\rho_{ij} a_{ij}}{2} \begin{pmatrix} 0 \\ [(\mathbf{u}_i - \mathbf{u}_j) \cdot \mathbf{n}_{ij}] \mathbf{n}_{ij} \\ 0 \end{pmatrix} \quad (138)$$

where Φ_{ij}^X is the unmodified flux given by the X scheme and where

$$\theta_{ij} = \theta(M_{ij}) \quad \text{with} \quad \theta(M) = \min(M, 1), \quad (139)$$

M_{ij} , ρ_{ij} and a_{ij} being estimates at the edge Γ_{ij} respectively of the Mach number, the density and the sound velocity. Thus, the all Mach correction is now given by

$$(\theta_{ij} - 1) \frac{\rho_{ij} a_{ij}}{2} \begin{pmatrix} 0 \\ [(\mathbf{u}_i - \mathbf{u}_j) \cdot \mathbf{n}_{ij}] \mathbf{n}_{ij} \\ 0 \end{pmatrix}. \quad (140)$$

Let us note that we could replace (140) by

$$(\theta_{ij} - 1) \frac{a_{ij}}{2} \begin{pmatrix} 0 \\ [(\rho_i \mathbf{u}_i - \rho_j \mathbf{u}_j) \cdot \mathbf{n}_{ij}] \mathbf{n}_{ij} \\ 0 \end{pmatrix} \quad (141)$$

or by

$$(\theta_{ij} - 1) \frac{1}{2} \begin{pmatrix} 0 \\ [(\rho_i a_i \mathbf{u}_i - \rho_j a_j \mathbf{u}_j) \cdot \mathbf{n}_{ij}] \mathbf{n}_{ij} \\ 0 \end{pmatrix}. \quad (142)$$

The flux $\Phi_{ij}^{\text{AM},\text{Roe}}$ obtained with (138) and when X is the Roe scheme [3] is specified in Annex C in the subsonic case (see (173a), (173c) and (174)).

• **Second expression:**

$$\Phi_{ij}^{\text{AM},X} = \begin{pmatrix} \rho^*(\mathbf{u} \cdot \mathbf{n})^* \\ \rho^*(\mathbf{u}^* \cdot \mathbf{n}) \mathbf{u}^* + p^{**} \mathbf{n} \\ (\rho^* E^* + p^*)(\mathbf{u} \cdot \mathbf{n})^* \end{pmatrix}_{ij} \quad \text{with} \quad p_{ij}^{**} = \theta_{ij} p_{ij}^* + (1 - \theta_{ij}) \frac{p_i + p_j}{2} \quad (143)$$

where $(\rho^*, \mathbf{u}^*, E^*)$ is solution of a 1D (linearized or non-linearized) Riemann problem.

Definition of the Mach number M_{ij} : As in the barotropic case, the Mach number M_{ij} in (139) may be defined with $M_{ij} := \frac{|\mathbf{u}_{ij}|}{a_{ij}}$ or with $M_{ij} := \frac{|\mathbf{u}_{ij} \cdot \mathbf{n}_{ij}|}{a_{ij}}$, the second one giving a less dissipative scheme (especially for shear flows for which we may have $\mathbf{u}_{ij} \perp \mathbf{n}_{ij}$). The numerical results proposed in this paper are obtained by using $M_{ij} := \frac{|\mathbf{u}_{ij}|}{a_{ij}}$ to define the *all Mach correction* (140). Let us underline that the linear stability result proposed in Theorem 6.1 is valid with these two definitions of the Mach number M_{ij} .

Concerning the stability of the non-linear all Mach schemes (137)(138) and (137)(143): These all Mach schemes – directly deduced from the barotropic case – are justified to cure the accuracy problem at low Mach number. But, it is not obvious that the linear stability result obtained in Section 6 in the barotropic case when the X scheme is the Roe scheme remains valid. Indeed, the energy equation is as important as the other two equations in any stability analysis. This point will have to be studied carefully in a future work. However, numerical results obtained in Section 10 by using the Godunov scheme with (137)(143) (which means that states \cdot^* are given by solving an exact 1D Riemann problem [17]) do not show any stability problem. This justifies the extension of our *all Mach Godunov scheme* to the full Euler system.

Introduction of the parameters $\gamma(M)$, $\zeta(M)$ and $\beta(M)$ in (137)(138) when X is a Roe scheme: When X is a Roe scheme, it is also possible to introduce the parameters $\gamma(M)$, $\zeta(M)$ and $\beta(M)$ in (137)(138) – and, thus, in (173a), (173c) and (174) – to reduce the numerical dissipation, as it has been done in the linear case (92) and in the non-linear barotropic case (124). Nevertheless, we do not study in this paper the influence of these parameters in the non-linear case (137)(138) with numerical test cases although we propose in Section 6 theoretical and numerical results concerning this question in the linear case.

9. Other all Mach schemes

The analysis used to justify the all Mach correction (140) is not limited to Godunov type schemes applied to the compressible Euler system (1). For example, the previous analysis applied to the Rusanov scheme [18] would lead us to use the all Mach correction (141) with a_{ij} replaced by $|\lambda_{ij}| := \max(|\mathbf{u}_{ij} \cdot \mathbf{n}_{ij} - a_{ij}|, |\mathbf{u}_{ij} \cdot \mathbf{n}_{ij} + a_{ij}|)$ in order to define the *all Mach Rusanov scheme*

$$\frac{d}{dt} \begin{pmatrix} \rho \\ \rho \mathbf{u} \\ \rho E \end{pmatrix}_i + \frac{1}{|\Omega_i|} \sum_{\Gamma_{ij} \subset \partial \Omega_i} |\Gamma_{ij}| \Phi_{ij}^{\text{AM,Rusanov}} = 0 \quad (144)$$

with

$$\Phi_{ij}^{\text{AM,Rusanov}} = \Phi_{ij}^{\text{Rusanov}} + (\theta_{ij} - 1) \frac{|\lambda_{ij}|}{2} \begin{pmatrix} 0 \\ [(\rho_i \mathbf{u}_i - \rho_j \mathbf{u}_j) \cdot \mathbf{n}_{ij}] \mathbf{n}_{ij} \\ 0 \end{pmatrix} \quad (145)$$

where $\Phi_{ij}^{\text{Rusanov}}$ is the unmodified Rusanov flux and where $\theta_{ij} = \theta(M_{ij})$ ($\theta(M)$ is defined by (139)). We could also formally justify the non-linear *all Mach Rusanov scheme* (144)(145) with a formal asymptotic analysis similar to the one used to justify the *all Mach Roe scheme* (124).

In the same way, when the mesh is 2D cartesian with $\Delta x = \Delta y$, the *all Mach Lax-Friedrichs scheme* is given by

$$\frac{d}{dt} \begin{pmatrix} \rho \\ \rho \mathbf{u} \\ \rho E \end{pmatrix}_i + \frac{1}{|\Omega_i|} \sum_{\Gamma_{ij} \subset \partial \Omega_i} |\Gamma_{ij}| \Phi_{ij}^{\text{AM,LF}} = 0 \quad (146)$$

with

$$\Phi_{ij}^{\text{AM,LF}} = \Phi_{ij}^{\text{LF}} + (\theta_{ij} - 1) \frac{\Delta x}{2\Delta t} \begin{pmatrix} 0 \\ [(\rho_i \mathbf{u}_i - \rho_j \mathbf{u}_j) \cdot \mathbf{n}_{ij}] \mathbf{n}_{ij} \\ 0 \end{pmatrix} \quad (147)$$

where Φ_{ij}^{LF} is the unmodified Lax-Friedrichs flux [19]. In (147), $\frac{\Delta x}{\Delta t}$ is equal to $\max_i (|u_{x,i} \pm a_i|, |u_{y,i} \pm a_i|) / CFL$ with $CFL \leq 1$.

Concerning the stability of the all Mach schemes (144)(145) and (146)(147):

As in the case of the Godunov type schemes applied to the compressible Euler system (1) (see Section 8), the stability of these all Mach schemes will have to be carefully studied. This is out of the scope of this paper.

Let us also note that a Lagrange + Projection type scheme can also be corrected with a similar low Mach correction, and that the stability of this type of scheme should not be affected by the all Mach correction: see §6.5.

10. Numerical results

We study the behaviour of the *all Mach Godunov scheme* given by (137) where $\Phi_{ij}^{\text{AM,X}}$ is given by (143) and where $(\rho^*, \mathbf{u}^*, E^*)$ is solution of a 1D non-linearized Riemann problem [17] (*i.e.* X is the Godunov scheme) and $\theta_{ij} = \min(Mach_{ij}, 1)$. We consider that the fluid follows a perfect gas equation of state $p = (\gamma - 1)\rho e$ with a specific heat ratio $\gamma = 1.4$. For a perfect gas law, the Mach number is equal to

$$Mach = \frac{|\mathbf{u}|}{c}, \quad \text{where} \quad c = \sqrt{\gamma \frac{p}{\rho}}.$$

We discretize the time operators in (137) with a first order Euler scheme, and the global scheme is explicit. Thus, the time step Δt is linked to the mesh size through a classical CFL condition. For all numerical tests, the CFL number is set to 0.4.

We will test schemes on both low Mach and order 1 Mach number test cases. The first test is a one dimensional Sod shock tube. In one dimension, the Godunov scheme is as accurate at low Mach number as the *all Mach Godunov scheme*. This test shows that even if the *all Mach Godunov scheme* reduces the numerical diffusion of the Godunov scheme (at low Mach number) the scheme stays stable. We briefly show that the *low Mach Godunov scheme*, corresponding to $\theta_{ij} = 0$ in (143) (*i.e.* centered discretization for the pressure gradient), is not stable in the non-linear case. This is coherent with *Point 3* of Theorem 6.1 (stability analysis in the linear case) and with the numerical results proposed in §6.3. In the second numerical test, we consider a two-dimensional low Mach flow. We show the influence of the cells geometry on the behaviour of the Godunov scheme at low Mach number and the improvement of the *all Mach Godunov scheme* against

the Godunov scheme for low Mach flows. The third numerical test is a two-dimensional compressible flow. This test shows the stability of the *all Mach Godunov scheme* on cartesian and triangular meshes. All computations are done with the toolbox CDMATH [20, 21].

10.1. A one dimension space compressible flow: Sod shock tube

We consider the classical Sod shock tube [22]. The initial conditions are

$$\begin{cases} \rho^0(x < 0.5) = 1, \\ p^0(x < 0.5) = 1, \\ u^0(x < 0.5) = 0 \end{cases} \quad \text{and} \quad \begin{cases} \rho^0(x \geq 0.5) = 0.125, \\ p^0(x \geq 0.5) = 0.1, \\ u^0(x \geq 0.5) = 0. \end{cases} \quad (148)$$

The domain Ω is equal to $[0, 1]$ and we study the numerical solution before the waves reach the boundary $\partial\Omega$. Thus, we impose the boundary conditions

$$(\rho, p, u)(t \geq 0, x \in \partial\Omega) = (\rho^0, p^0, u^0)(x \in \partial\Omega).$$

In Figure 13, we test the stability of the Godunov, of the *all Mach Godunov* and of the *low Mach Godunov* schemes. With the Godunov scheme and the *all Mach Godunov* schemes, the norm $|\mathbf{u}^2 + p^2|$ stays bounded with time. With the *low Mach Godunov scheme*, the norm $|\mathbf{u}^2 + p^2|$ explodes which means that the *low Mach Godunov scheme* is not stable. These results are coherent with Theorem 6.1. In Figure 14, we compare the Godunov scheme and the *all Mach Godunov scheme* to the exact solution at time $t = 0.2$ s. The number of cells is equal to $N = 1\,000$. The resulting Mach number verifies $0 \leq \text{Mach} \leq 0.95$, so that we have both low Mach and order 1 Mach values. Both schemes show a correct agreement with the exact solution. The *all Mach Godunov scheme* is slightly less diffusive than the Godunov scheme. Let us underline that although parts of the solutions clearly do not belong to the low Mach regime since $M \approx 0.95$, the *all Mach Godunov scheme* is stable and provides right numerical results. In Figure 15, we perform a convergence study on the density variable. The coarser and finer meshes contain $N = 200$ and $N = 3\,200$ regular cells respectively, and $\Delta x = \frac{1}{N}$. It may be checked that the convergence rate is very close to 0.65 in the L^1 norm for both schemes [23, 24] but the *all Mach Godunov scheme* is more accurate than the Godunov scheme.

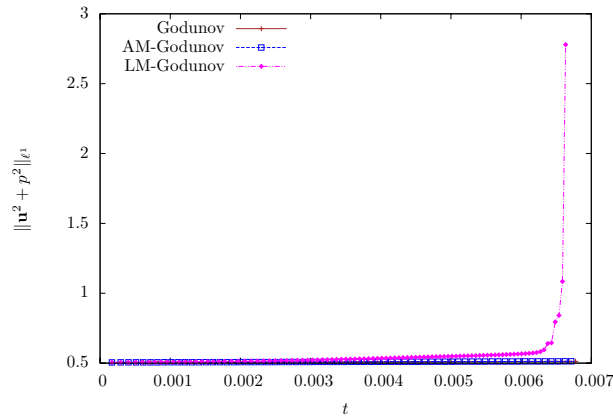


Figure 13: Sod shock tube (compressible flow) : $|\mathbf{u}^2 + p^2|(t)$ as a function of time for $0 \leq t \leq 0.007$ s. With the Godunov scheme and the *all Mach Godunov scheme*, the quantity $|\mathbf{u}^2 + p^2|(t)$ stays bounded with time. The *low Mach Godunov scheme* is not stable since $|\mathbf{u}^2 + p^2|(t)$ explodes with time.

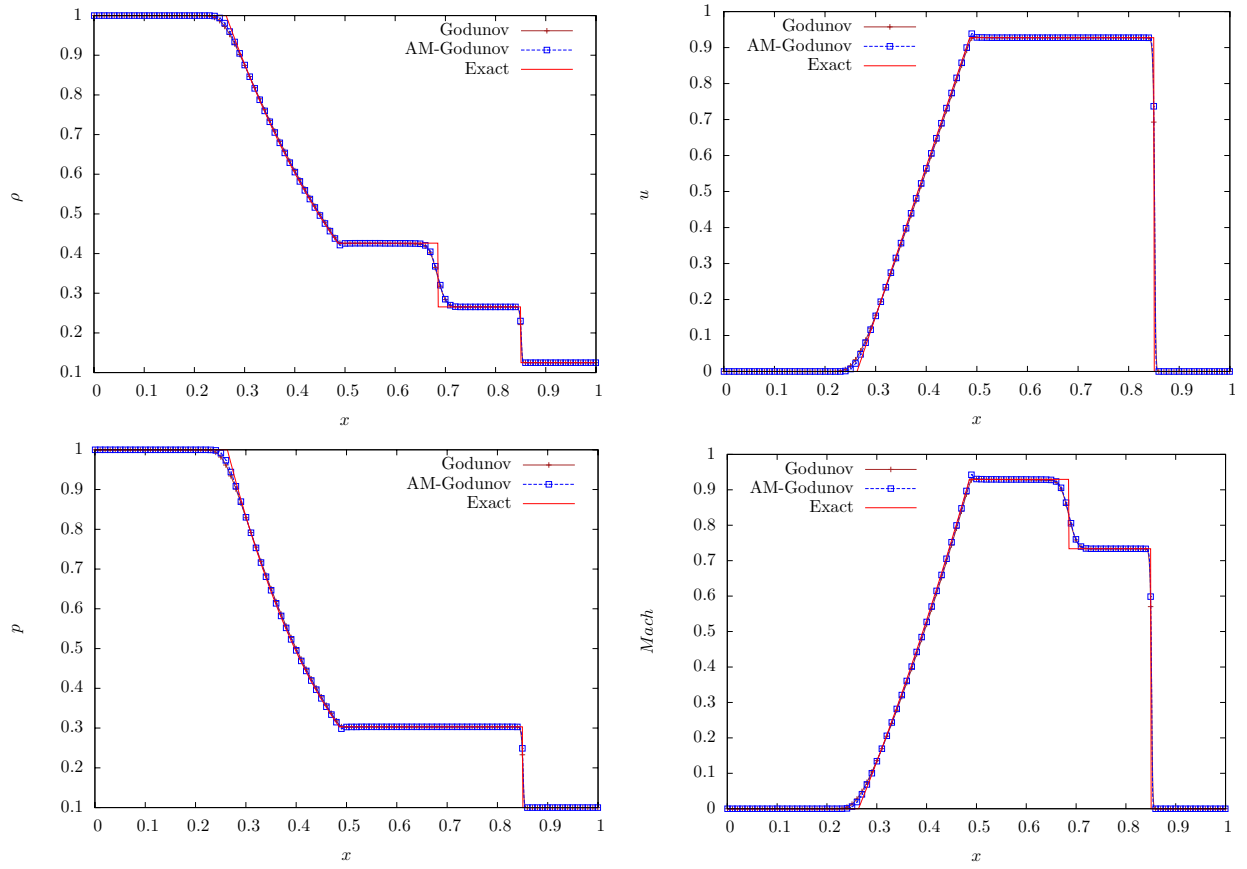


Figure 14: Sod shock tube (compressible flow) : density ρ (top left), velocity u (top right), pressure p (bottom left) and Mach number $Mach$ (bottom right) at time $t = 0.2$ s with $N = 1\,000$ regular cells. Both schemes show a correct agreement with the exact solution. The *all Mach Godunov* scheme is stable and slightly less diffusive than the Godunov scheme.

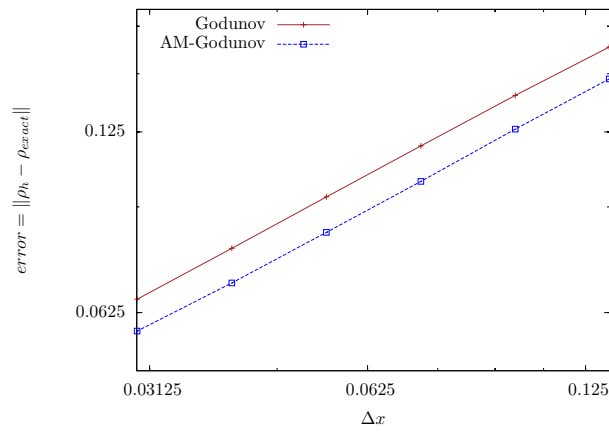


Figure 15: Sod shock tube (compressible flow) : L^1 norm of the error for the density at time $t = 0.2$ s. The coarser and finer meshes contain $N = 200$ and $N = 3\,200$ regular cells respectively, and $\Delta x = \frac{1}{N}$. The *all Mach Godunov* scheme is more accurate than the Godunov scheme. It may be checked that the convergence rate is very close to 0.65 in L^1 norm [23, 24].

10.1.1. A two-dimensional low Mach flow: a Vortex in a box

We consider the low Mach test performed in [25, 26]. This test shows the influence of the cells geometry on the behaviour of the Godunov scheme at low Mach number. Indeed, the Godunov scheme is accurate at low Mach number on triangular meshes while it is not the case on cartesian meshes. We also show the improvement of the *all Mach Godunov scheme* against the Godunov scheme when we consider cartesian meshes. The computational domain is $\Omega = [0, 1]^2$ with an initial condition given by

$$\begin{cases} \rho^0(x, y) = 1 - \frac{1}{2} \tanh\left(y - \frac{1}{2}\right), \\ u_x^0(x, y) = 2 \sin^2(\pi x) \sin(\pi y) \cos(\pi y) = \sin^2(\pi x) \sin(2\pi y), \\ u_y^0(x, y) = -2 \sin(\pi x) \cos(\pi x) \sin^2(\pi y) = -\sin(2\pi x) \sin^2(\pi y), \\ p^0(x, y) = 1000. \end{cases} \quad (149)$$

No-slip boundary conditions are imposed on the domain boundaries. We consider as reference solution the solution obtained by the Godunov scheme on a 400×400 cartesian mesh with $\Delta x = \Delta y = 0.0025$: see Figure 16. Indeed, according to *Point 2* of Theorem 4.1 (obtained in the linear case), the Godunov scheme is accurate at low Mach if $\Delta x = \Delta y \ll \text{Mach}$. Here, we have $\Delta x = \Delta y \approx \text{Mach}/10$. On Figure 16, the final time of computation is 0.125 s and we verify that the Mach number for the resulting flows is of order 0.026 so that we are in the low Mach regime.

In Figure 17, we plot the velocity magnitude $|\mathbf{u}|$ obtained with the Godunov scheme and the *all Mach Godunov scheme* on a coarser cartesian mesh (50×50 cells with $\Delta x = \Delta y = 0.02$) and with the Godunov scheme on a triangular mesh with 2 300 cells. We observe that the Godunov scheme is not accurate at low Mach number on this cartesian mesh ($\Delta x = \Delta y \approx 10 \times \text{Mach}$), the solution being extremely diffused over time. However, the *all Mach Godunov scheme* is accurate at low Mach number on the same cartesian mesh ($\Delta x = \Delta y \approx 10 \times \text{Mach}$). Indeed, the solution obtained with the *all Mach Godunov scheme* is close to the reference solution. Thus, the accuracy of the Godunov scheme at low Mach number on cartesian meshes depends on the size of the cells and on the Mach number – which is coherent with *Points 1* and *2* of Theorem 4.1 – while this accuracy only depends on the cell size for the *all Mach Godunov scheme* – which is coherent with *Point 3* of Theorem 4.1. In particular, the *all Mach Godunov scheme* is accurate at low Mach number on a cartesian mesh verifying $\Delta x = \Delta y \gg \text{Mach}$. On triangular meshes, the solution obtained with the Godunov scheme is close to the reference solution at low Mach number which means that the Godunov scheme is accurate at low Mach number on triangular meshes independently of the Mach number.

The *all Mach Godunov scheme* on cartesian meshes can also be justified by the numerical cost of the Godunov scheme at low Mach number. Indeed, to be accurate at low Mach number, the Godunov scheme needs a mesh size of $\Delta x = \Delta y \approx \text{Mach}/10$. This equality is satisfied for the reference solution in Figure 16 but the computation lasts 6 hours. The results obtained with the *all Mach Godunov scheme* on the 50×50 cartesian mesh (see Figure 17) are as accurate as those obtained with the Godunov scheme on the 400×400 cartesian mesh but the computation only lasts 0.03 hours.

10.1.2. A two-dimensional compressible flow: a 2D-Riemann problem

We consider a 2D Riemann problem that consists of 4 shock waves [26, 27]. This example tests the stability of the *all Mach Godunov scheme* for a compressible flow. We consider the domain $\Omega = [0, 1]^2$.

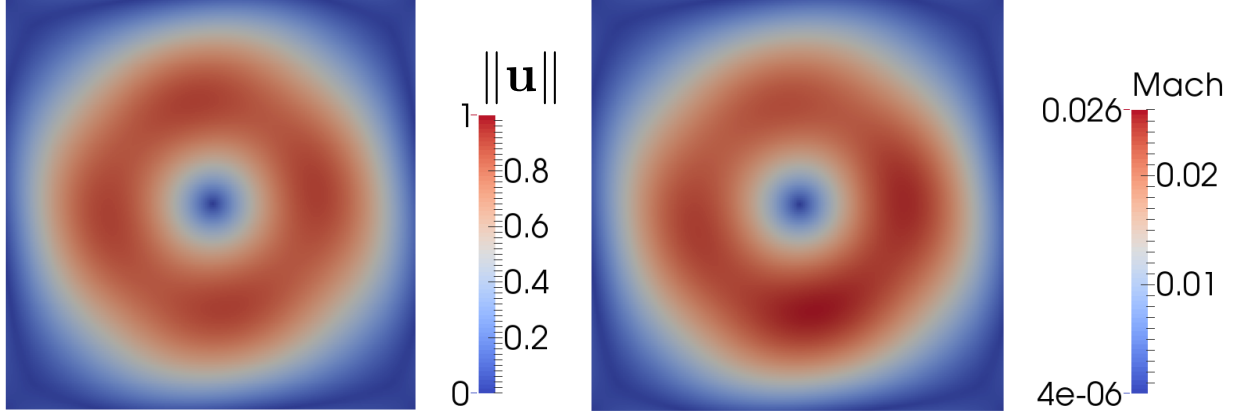


Figure 16: Vortex in a box (low Mach flow): velocity magnitude $\|\mathbf{u}\|$ (left picture) and Mach number (right picture) at time $t = 0.125$ s for the reference solution obtained with the Godunov scheme on a 400×400 cartesian mesh ($\Delta x = \Delta y = 0.0025$). Indeed, according to Point 2 of Theorem 4.1, the Godunov scheme is accurate at low Mach number if $\Delta x = \Delta y = 0.0025 \ll Mach \approx 0.01$.

The initial condition is

$$(\rho, u_x, u_y, p)^0(x, y) = \begin{cases} (0.1308, 1.206, 1.206, 0.029), & \text{if } x < 0.5 \text{ and } y < 0.5, \\ (0.5323, 0.000, 1.206, 0.300), & \text{if } x \geq 0.5 \text{ and } y < 0.5, \\ (0.5323, 1.206, 0.000, 0.300), & \text{if } x < 0.5 \text{ and } y \geq 0.5, \\ (1.5000, 0.000, 0.000, 1.500), & \text{otherwise.} \end{cases} \quad (150)$$

We impose exact boundary conditions. This means that we impose at the boundary of the domain the exact value of the solution. In fact, the value at each boundary corresponds to the resolution of a one dimensional shock. The final time of computation is $t = 0.4$ s. This configuration leads to a Mach number that ranges from 10^{-5} to 3.15 (see Figure 18). Thus, according to the regions of the computational domain, the flow belongs to the low Mach regime or to the order 1 Mach regime. We did the computation on cartesian and triangular meshes (see Figures 19 and 20).

We consider as a reference solution the approximation obtained with the Godunov scheme on a 600×600 cartesian mesh. In Figure 18, we plot the velocity magnitude $\|\mathbf{u}\|$ and the Mach number of the reference solution. In Figure 19 (respectively Figure 20), we display the velocity magnitude $\|\mathbf{u}\|$ obtained on a 200×200 cartesian mesh (respectively on a triangular mesh with 40 300 cells) with the Godunov scheme and the *all Mach Godunov scheme*. We see that the *all Mach Godunov scheme* is stable for this test case which has regions with low and order 1 Mach number values. Moreover, since the *all Mach Godunov scheme* reduces the numerical diffusion of the Godunov scheme, the wave pattern at the center of the domain is better captured (on cartesian and triangular meshes) when one uses the *all Mach Godunov scheme*. This allows to apply the *all Mach Godunov scheme* on hybrid meshes containing triangular and cartesian cells. Our results are similar to those obtained by Chalons, Girardin and Kokh in [26] with a corrected Lagrange + Projection scheme on cartesian meshes (this scheme is described in §6.5 in the linear case).

11. Conclusion

Through the study of the linear wave equation discretized with a Godunov scheme, we have proposed a simple *all Mach correction* to apply to any Godunov type scheme solving the compressible Euler system

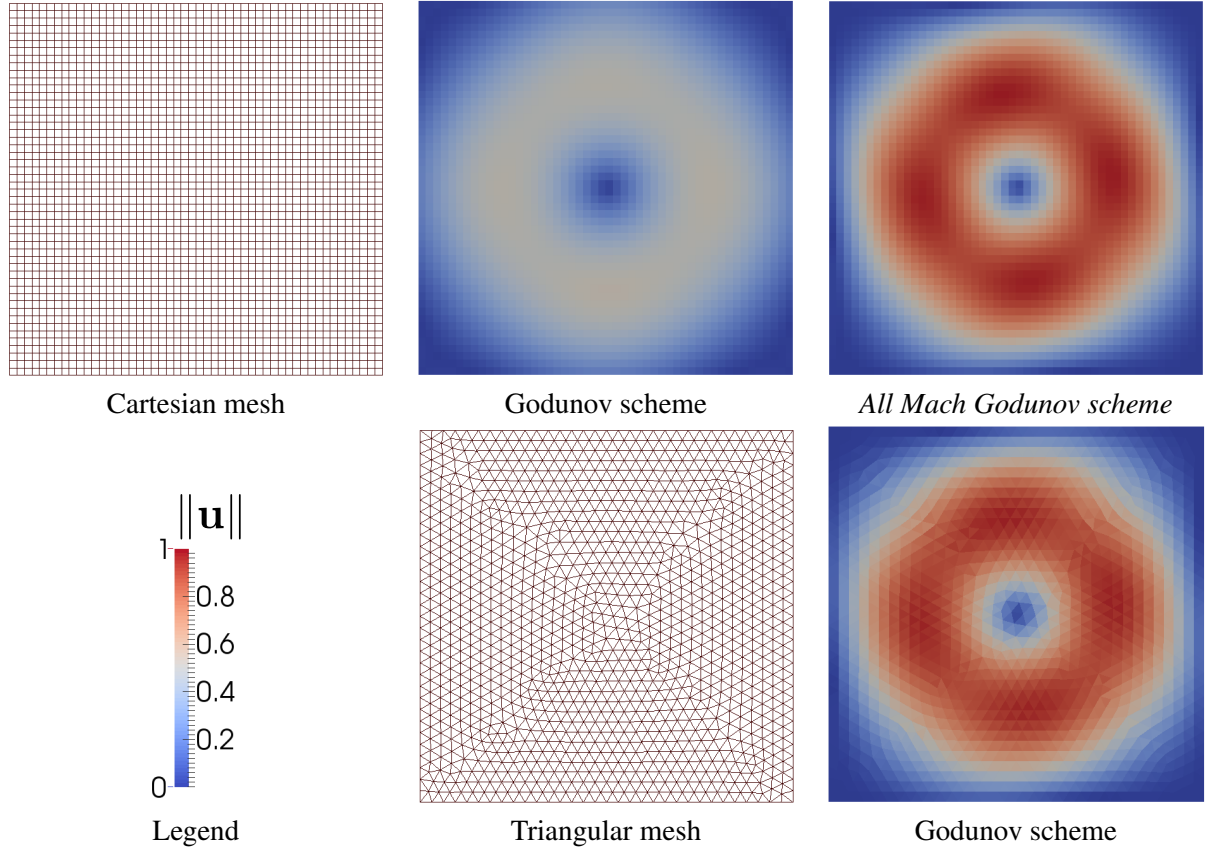


Figure 17: Vortex in a box (low Mach flow): velocity magnitude $||\mathbf{u}||$ obtained at time $t = 0.125$ s on a 50×50 cartesian mesh ($\Delta x = \Delta y = 0.02$) on the top row and on a triangular mesh with 2300 cells on the bottom row. The Godunov scheme is not accurate at low Mach number on this cartesian mesh (top middle): the solution is strongly diffused over time. The *all Mach Godunov scheme* (top right) is accurate at low Mach number on this cartesian mesh: the solution is close to the reference solution (see Figure 16). On triangular meshes, the Godunov scheme (bottom right) is accurate at low Mach number: the solution is close to the reference solution (see Figure 16).

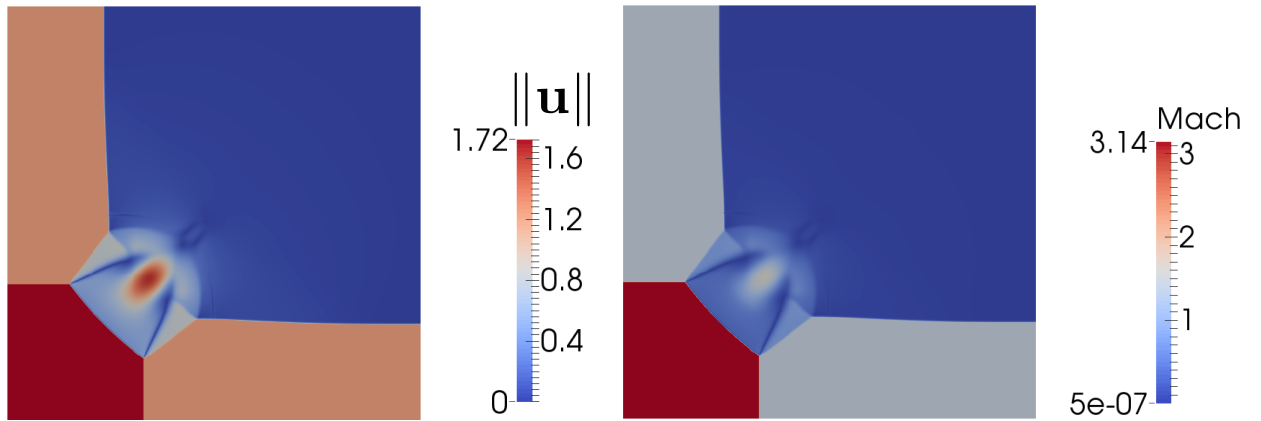


Figure 18: 2D-Riemann problem: velocity magnitude $||\mathbf{u}||$ (left) and Mach number (right) for the reference solution obtained with the Godunov scheme on a 600×600 cartesian mesh with $\Delta x = \Delta y = 0.0017$.

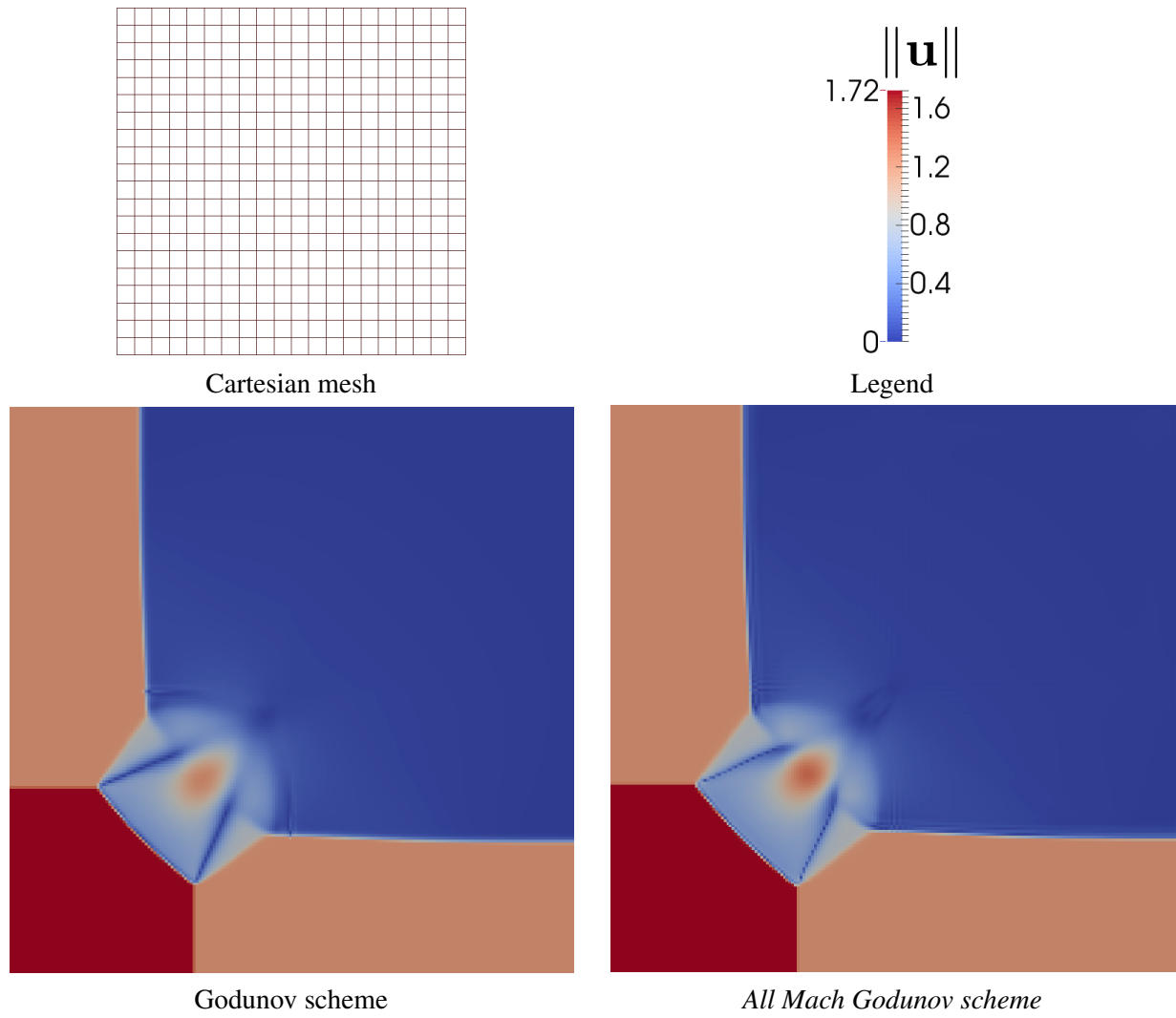


Figure 19: 2D-Riemann problem: velocity magnitude $||\mathbf{u}||$ obtained on a 200×200 cartesian mesh. The *all Mach Godunov scheme* is stable. Moreover, since we reduce the numerical diffusion of the scheme, the *all Mach Godunov scheme* is closer to the reference solution than the Godunov scheme.

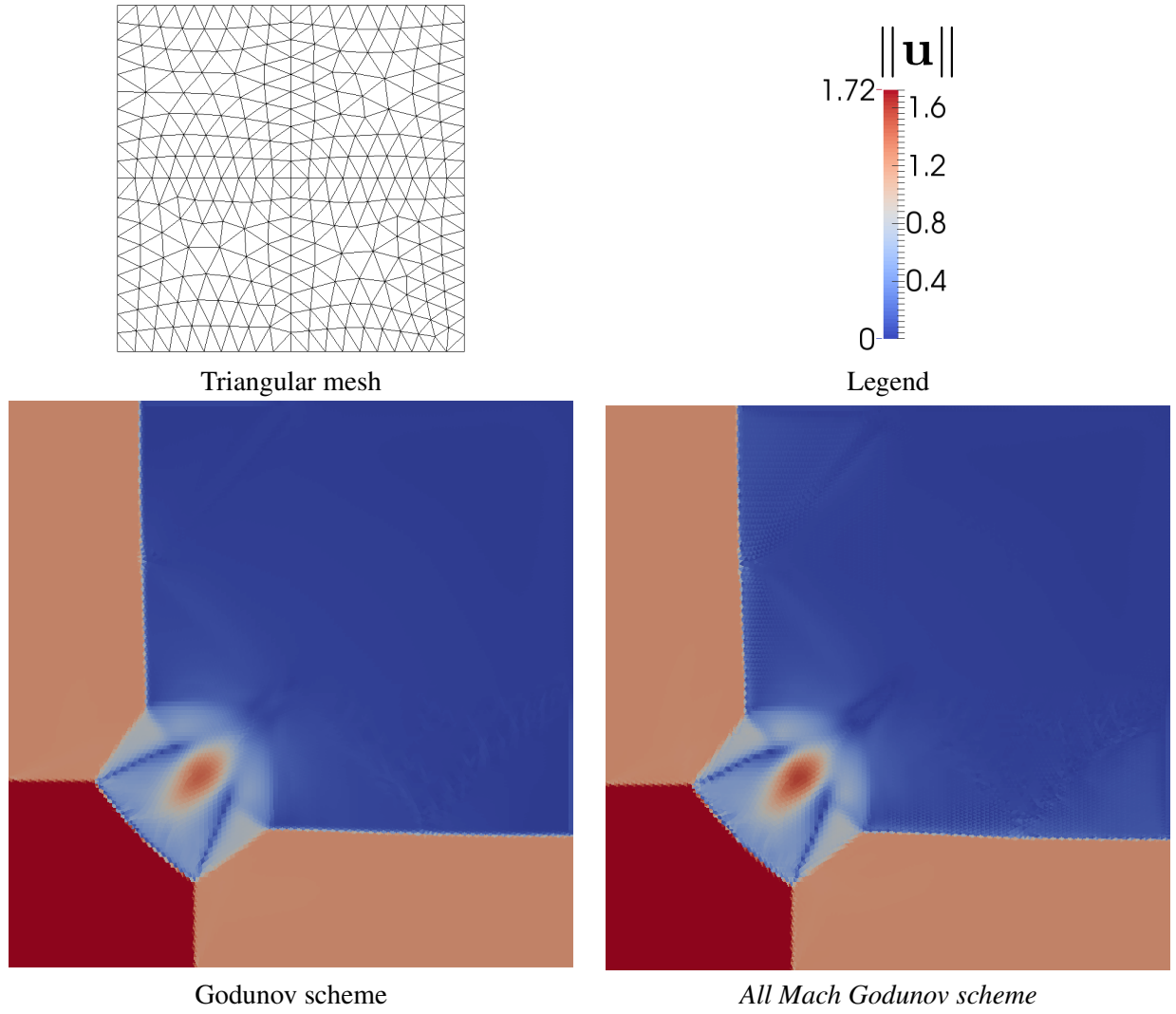


Figure 20: 2D-Riemann problem: velocity magnitude $\|\mathbf{u}\|$ obtained on a triangular mesh with 40 300 cells. The *all Mach Godunov scheme* is stable on triangular meshes. Moreover, since we reduce the numerical diffusion of the scheme, the *all Mach Godunov scheme* is closer to the reference solution than the Godunov scheme.

to make this scheme accurate in the incompressible regime as well as in the compressible regime. We have named this modified scheme *all Mach Godunov type scheme*.

The short time behaviour of the solution of the first order equivalent equation associated with the *all Mach Godunov scheme* applied to the linear wave equation justifies this correction when the mesh is cartesian. In the non-linear barotropic case and when the Godunov type scheme is a Roe scheme, we justify this approach with a formal asymptotic expansion. At last, a linear stability result shows that this *all Mach Roe scheme* should be stable in the non-linear barotropic case.

We have proposed numerical results which justify this approach in the case of the compressible Euler system when the Godunov type scheme is the Godunov scheme.

At last, the proposed theoretical results have been obtained in the periodic case. Since the aim of this study is to obtain *all Mach Godunov type schemes* that can be applied to the modelling of a nuclear core and since a nuclear core is not a periodic domain, we will have to study the influence of non-periodic boundary conditions on the accuracy and stability of these *all Mach Godunov type schemes*.

A. The linear Godunov scheme and the subsonic case

A.1. The linear Godunov scheme

The linear equation

$$\partial_t q + \mathbf{u}_* \cdot \nabla q + \frac{a_*}{M} Lq = 0 \quad (151)$$

may be written as

$$\partial_t q + A_x \partial_x q + A_y \partial_y q + A_z \partial_z q = 0$$

where

$$A_x = \begin{pmatrix} u_{*,x} & \frac{a_*}{M} & 0 & 0 \\ \frac{a_*}{M} & u_{*,x} & 0 & 0 \\ 0 & 0 & u_{*,x} & 0 \\ 0 & 0 & 0 & u_{*,x} \end{pmatrix}, \quad A_y = \begin{pmatrix} u_{*,y} & 0 & \frac{a_*}{M} & 0 \\ 0 & u_{*,y} & 0 & 0 \\ \frac{a_*}{M} & 0 & u_{*,y} & 0 \\ 0 & 0 & 0 & u_{*,y} \end{pmatrix} \quad \text{and} \quad A_z = \begin{pmatrix} u_{*,z} & 0 & 0 & \frac{a_*}{M} \\ 0 & u_{*,z} & 0 & 0 \\ 0 & 0 & u_{*,z} & 0 \\ \frac{a_*}{M} & 0 & 0 & u_{*,z} \end{pmatrix}.$$

System (151) can also be written as

$$\partial_t q + A(\mathbf{n}) \partial_\zeta q = 0, \quad (152)$$

where $A(\mathbf{n}) = A_x n_x + A_y n_y + A_z n_z$ that is to say

$$A(\mathbf{n}) = (\mathbf{u}_* \cdot \mathbf{n}) \mathbf{1} + \begin{pmatrix} 0 & \frac{a_*}{M} \mathbf{n}^T \\ \frac{a_*}{M} \mathbf{n} & 0 \end{pmatrix},$$

$\mathbf{1}$ being the identity matrix in $\mathbb{R}^{4 \times 4}$. By integrating (152) on Ω_i and by applying the Gauss law, we obtain

$$\frac{d}{dt} \int_{\Omega_i} q(t, \mathbf{x}) d\mathbf{x} + \sum_{\Gamma_{ij} \subset \partial \Omega_i} \int_{\Gamma_{ij}} A(\mathbf{n}_{ij}) q ds = 0.$$

By supposing that $q(t, \mathbf{x})$ is constant and equal to $q_i(t)$ in Ω_i and by approximating the flux $A(\mathbf{n})q$ with $A(\mathbf{n}_{ij})q_{RP,ij}$ on each edge Γ_{ij} where $q_{RP,ij}$ is the solution of the one-dimensional Riemann problem in the \mathbf{n}_{ij} direction

$$\begin{cases} \partial_t q + A(\mathbf{n}_{ij})\partial_\zeta q = 0, \\ q(t = 0, \zeta) = \begin{cases} q_i & \text{if } \zeta < 0, \\ q_j & \text{if } \zeta \geq 0, \end{cases} \end{cases} \quad (153)$$

we obtain the (semi-discrete) Godunov finite volume scheme

$$|\Omega_i| \frac{d}{dt} q_i + \sum_{\Gamma_{ij} \subset \partial\Omega_i} |\Gamma_{ij}| \Phi_{ij}^{\text{Godunov}} = 0. \quad (154)$$

Since the matrix A does not depend on q , the Godunov flux $\Phi_{ij}^{\text{Godunov}}$ can also be written as

$$\Phi_{ij}^{\text{Godunov}} = A(\mathbf{n}_{ij}) \frac{q_i + q_j}{2} - \frac{|A(\mathbf{n}_{ij})|}{2} \cdot (q_j - q_i) \quad \text{with} \quad |A(\mathbf{n}_{ij})| := \sum_{k=1}^4 |\lambda_k| \mathbf{r}_k \otimes \mathbf{l}_k \quad (155)$$

where λ_k are the eigenvalues of $A(\mathbf{n})$

$$\lambda_1 = \mathbf{u}_* \cdot \mathbf{n} - \frac{a_*}{M} \quad \lambda_2 = \mathbf{u}_* \cdot \mathbf{n}, \quad \lambda_3 = \mathbf{u}_* \cdot \mathbf{n}, \quad \lambda_4 = \mathbf{u}_* \cdot \mathbf{n} + \frac{a_*}{M},$$

with a complete set of linearly independent right eigenvectors

$$\mathbf{r}_1 = \beta \begin{pmatrix} 1 \\ -\mathbf{n} \end{pmatrix}, \quad \mathbf{r}_2 = \begin{pmatrix} 0 \\ \mathbf{t}^a \end{pmatrix}, \quad \mathbf{r}_3 = \begin{pmatrix} 0 \\ \mathbf{t}^b \end{pmatrix}, \quad \mathbf{r}_4 = \beta \begin{pmatrix} 1 \\ \mathbf{n} \end{pmatrix}$$

and left eigenvectors

$$\mathbf{l}_1^T = \begin{pmatrix} \frac{1}{2\beta} \\ \mathbf{n} \\ -\frac{1}{2\beta} \end{pmatrix}, \quad \mathbf{l}_2^T = \begin{pmatrix} 0 \\ \mathbf{t}^a \end{pmatrix}, \quad \mathbf{l}_3^T = \begin{pmatrix} 0 \\ \mathbf{t}^b \end{pmatrix}, \quad \mathbf{l}_4^T = \begin{pmatrix} \frac{1}{2\beta} \\ \mathbf{n} \\ \frac{1}{2\beta} \end{pmatrix}$$

where $\beta^2 = 1/2$ and $(\mathbf{t}^a, \mathbf{t}^b, \mathbf{n})$ defines an orthonormal basis of \mathbb{R}^3 . The left eigenvectors \mathbf{l}_k are such that $\mathbf{l}_m \cdot \mathbf{r}_n = \delta_{mn}$ (δ_{mn} is the Kronecker symbol). Knowing this, the Godunov flux (155) can be written as

$$\begin{aligned} \Phi_{ij}^{\text{Godunov}} &= \mathbf{u}_* \cdot \mathbf{n}_{ij} \begin{pmatrix} \frac{r_i + r_j}{2} \\ \frac{\mathbf{u}_i + \mathbf{u}_j}{2} \\ \frac{\mathbf{u}_i + \mathbf{u}_j}{2} \cdot \mathbf{n}_{ij} \end{pmatrix} + \frac{a_*}{M} \begin{pmatrix} \frac{\mathbf{u}_i + \mathbf{u}_j}{2} \cdot \mathbf{n}_{ij} \\ \frac{r_i + r_j}{2} \\ \mathbf{n}_{ij} \end{pmatrix} \\ &\quad - \frac{1}{4} \left| \mathbf{u}_* \cdot \mathbf{n}_{ij} - \frac{a_*}{M} \right| \left[(r_j - r_i) - (\mathbf{u}_j - \mathbf{u}_i) \cdot \mathbf{n}_{ij} \right] \begin{pmatrix} 1 \\ -\mathbf{n} \end{pmatrix} - \frac{1}{2} |\mathbf{u}_* \cdot \mathbf{n}_{ij}| \begin{pmatrix} 0 \\ -[(\mathbf{u}_j - \mathbf{u}_i) \times \mathbf{n}_{ij}] \times \mathbf{n}_{ij} \end{pmatrix} \\ &\quad - \frac{1}{4} \left| \mathbf{u}_* \cdot \mathbf{n}_{ij} + \frac{a_*}{M} \right| \left[(r_j - r_i) + (\mathbf{u}_j - \mathbf{u}_i) \cdot \mathbf{n}_{ij} \right] \begin{pmatrix} 1 \\ \mathbf{n} \end{pmatrix} \quad (156) \end{aligned}$$

because $[(\mathbf{u}_j - \mathbf{u}_i) \cdot \mathbf{t}_{ij}^a] \mathbf{t}_{ij}^a + [(\mathbf{u}_j - \mathbf{u}_i) \cdot \mathbf{t}_{ij}^b] \mathbf{t}_{ij}^b = -[(\mathbf{u}_j - \mathbf{u}_i) \times \mathbf{n}_{ij}] \times \mathbf{n}_{ij}$. Indeed, for any $\mathbf{v} \in \mathbb{R}^3$, we have $(\mathbf{v} \cdot \mathbf{t}^a) \mathbf{t}^a + (\mathbf{v} \cdot \mathbf{t}^b) \mathbf{t}^b = -(\mathbf{v} \times \mathbf{n}) \times \mathbf{n}$. In 3D, it is slightly more complicated to work with \mathbf{t}_{ij}^a and \mathbf{t}_{ij}^b because the

basis $(\mathbf{t}_{ij}^a, \mathbf{t}_{ij}^b)$ has to be constructed, while \mathbf{n}_{ij} is usually at hand. Nevertheless, the operator \times has no sense in 1D and 2D but we can also use (156) if we use the following notation

$$(\mathbf{v} \times \mathbf{n}) \times \mathbf{n} := \begin{cases} 0, & \text{in 1D,} \\ -(\mathbf{v} \cdot \mathbf{t}) \mathbf{t}, & \text{in 2D,} \end{cases} \quad (157)$$

where in 2D \mathbf{t} is easily deduced from \mathbf{n} .

A.2. The linear Godunov scheme in the subsonic case

We write the linear Godunov scheme (154) (156) in the subsonic case

$$|\mathbf{u}_*| < \frac{a_*}{M} \quad (\text{subsonic condition}).$$

Then, we have $\mathbf{u}_* \cdot \mathbf{n} - \frac{a_*}{M} < 0$ and $\mathbf{u}_* \cdot \mathbf{n} + \frac{a_*}{M} > 0$ and the Godunov flux $\Phi_{ij}^{\text{Godunov}}$ (156) takes the form

$$\begin{aligned} \Phi_{ij}^{\text{Godunov}} := \frac{1}{2} & \left(\begin{aligned} & (\mathbf{u}_* \cdot \mathbf{n}_{ij}) [r_i + r_j + (\mathbf{u}_i - \mathbf{u}_j) \cdot \mathbf{n}_{ij}] \\ & (\mathbf{u}_* \cdot \mathbf{n}_{ij}) [(\mathbf{u}_i + \mathbf{u}_j) + (r_i - r_j) \mathbf{n}_{ij}] - |\mathbf{u}_* \cdot \mathbf{n}_{ij}| [(\mathbf{u}_i - \mathbf{u}_j) \times \mathbf{n}_{ij}] \times \mathbf{n}_{ij} \end{aligned} \right) \\ & + \frac{a_*}{2M} \left(\begin{aligned} & (\mathbf{u}_i + \mathbf{u}_j) \cdot \mathbf{n}_{ij} + r_i - r_j \\ & [r_i + r_j + (\mathbf{u}_i - \mathbf{u}_j) \cdot \mathbf{n}_{ij}] \mathbf{n}_{ij} \end{aligned} \right). \end{aligned} \quad (158)$$

B. The all Mach Roe scheme in the barotropic case

We firstly construct the Roe scheme applied to the barotropic Euler system (2) when the flow is subsonic. Then, we specify the all Mach version of this scheme deduced from (137) and (138). Finally, we write the dimensionless version of this all Mach Roe scheme used in the asymptotic expansion proposed in Section 7.

B.1. The Roe scheme in the barotropic case

Let us apply the finite volume scheme

$$\frac{d}{dt} \int_{\Omega_i} \mathcal{U}(t, \mathbf{x}) d\mathbf{x} + \sum_{\Gamma_{ij} \subset \partial\Omega_i} \int_{\Gamma_{ij}} \mathbf{f}(\mathcal{U}) \cdot \mathbf{n} ds = 0 \quad (159)$$

to the barotropic Euler system (2) written in 3D. In (159), $\mathcal{U} := (\rho, \rho \mathbf{u})^T$ and the flux $\mathbf{f}(\mathcal{U})$ is the 4×3 matrix

$$\mathbf{f}(\mathcal{U}) = \begin{pmatrix} \rho \mathbf{u}^T \\ \rho \mathbf{u} \otimes \mathbf{u} + p \mathbf{1} \end{pmatrix} =: (\mathbf{f}_x, \mathbf{f}_y, \mathbf{f}_z)$$

($\mathbf{1}$ is the identity matrix in $\mathbb{R}^{3 \times 3}$). Thus, the flux in the direction \mathbf{n} is defined by

$$\mathbf{f}(\mathcal{U}) \cdot \mathbf{n} = (n_x \mathbf{f}_x + n_y \mathbf{f}_y + n_z \mathbf{f}_z)(\mathcal{U}) = \begin{pmatrix} \rho \mathbf{u} \cdot \mathbf{n} \\ \rho u_x \mathbf{u} \cdot \mathbf{n} + p n_x \\ \rho u_y \mathbf{u} \cdot \mathbf{n} + p n_y \\ \rho u_z \mathbf{u} \cdot \mathbf{n} + p n_z \end{pmatrix} = \begin{pmatrix} \rho \mathbf{u} \cdot \mathbf{n} \\ \rho (\mathbf{u} \cdot \mathbf{n}) \mathbf{u} + p \mathbf{n} \end{pmatrix}.$$

The Roe scheme is an approximation of (159) given by

$$|\Omega_i| \frac{d}{dt} \mathcal{U}_i(t) + \sum_{\Gamma_{ij} \subset \partial\Omega_i} |\Gamma_{ij}| \Phi_{ij}^{\text{Roe}} = 0 \quad (160)$$

where Φ_{ij}^{Roe} is an approximation on the interface Γ_{ij} of $\mathbf{f}(\mathcal{U}) \cdot \mathbf{n}$. Since the Roe scheme is an upwind scheme [17], Φ_{ij}^{Roe} is given by

$$\Phi_{ij}^{\text{Roe}} = \frac{\mathbf{f}(\mathcal{U}_i) + \mathbf{f}(\mathcal{U}_j)}{2} \cdot \mathbf{n}_{ij} - \frac{|A_{\mathbf{n}_{ij}}(\mathcal{U}_i, \mathcal{U}_j)|}{2} \cdot (\mathcal{U}_j - \mathcal{U}_i). \quad (161)$$

where $A_{\mathbf{n}_{ij}}(\mathcal{U}_i, \mathcal{U}_j)$ is an approximation on Γ_{ij} of the jacobian matrix

$$A_{\mathbf{n}}(\mathcal{U}) := \frac{D\mathbf{f}(\mathcal{U}) \cdot \mathbf{n}}{D\mathcal{U}} = \begin{pmatrix} 0 & \mathbf{n}^T \\ a^2 \mathbf{n} - (\mathbf{u} \cdot \mathbf{n}) \mathbf{u} & \mathbf{u} \otimes \mathbf{n} + (\mathbf{u} \cdot \mathbf{n}) \mathbf{1} \end{pmatrix} =: A.$$

More precisely, $A_{\mathbf{n}_{ij}}(\mathcal{U}_i, \mathcal{U}_j) = A_{\mathbf{n}_{ij}}(\mathcal{U}_{ij})$ where \mathcal{U}_{ij} is an average state on Γ_{ij} satisfying

$$(\mathbf{f}(\mathcal{U}_j) - \mathbf{f}(\mathcal{U}_i)) \cdot \mathbf{n}_{ij} = A_{\mathbf{n}_{ij}}(\mathcal{U}_{ij}) (\mathcal{U}_j - \mathcal{U}_i).$$

Then, \mathcal{U}_{ij} is computed with the Roe average state [17]

$$\rho_{ij} = \sqrt{\rho_i \rho_j}, \quad u_{x,ij} = \frac{\sqrt{\rho_i} u_{x,i} + \sqrt{\rho_j} u_{x,j}}{\sqrt{\rho_i} + \sqrt{\rho_j}}, \quad u_{y,ij} = \frac{\sqrt{\rho_i} u_{y,i} + \sqrt{\rho_j} u_{y,j}}{\sqrt{\rho_i} + \sqrt{\rho_j}}, \quad u_{z,ij} = \frac{\sqrt{\rho_i} u_{z,i} + \sqrt{\rho_j} u_{z,j}}{\sqrt{\rho_i} + \sqrt{\rho_j}}$$

and

$$a_{ij}^2 = \begin{cases} \frac{\Delta p}{\Delta \rho}, & \text{if } \Delta \rho \neq 0, \\ p'(\rho_i), & \text{otherwise} \end{cases}$$

with the notation $\Delta(\cdot) = (\cdot)_j - (\cdot)_i$. Now, we have to compute $|A_{\mathbf{n}}(\mathcal{U}_L, \mathcal{U}_R)| \cdot (\Delta \rho, \Delta(\rho \mathbf{u}))^T$. One of the features of the Roe scheme is that the mean states $(\rho_{ij}, \mathbf{u}_{ij})$ satisfy the relation

$$\Delta(\rho \mathbf{u}) = \rho_{ij} \Delta \mathbf{u} + (\Delta \rho) \mathbf{u}_{ij}.$$

Moreover, for any $(\mathcal{U}_i, \mathcal{U}_j, \mathbf{n})$, $|A_{\mathbf{n}}(\mathcal{U}_i, \mathcal{U}_j)| = |A_{\mathbf{n}}(\mathcal{U}_{ij})| := \sum_{k=1}^4 |\lambda_k| \mathbf{r}_k^{ij} \otimes \mathbf{l}_k^{ij}$ where

$$\lambda_1 = \mathbf{u} \cdot \mathbf{n} - a, \quad \lambda_2 = \mathbf{u} \cdot \mathbf{n}, \quad \lambda_3 = \mathbf{u} \cdot \mathbf{n}, \quad \lambda_4 = \mathbf{u} \cdot \mathbf{n} + a$$

are the eigenvalues of $A_{\mathbf{n}}(\mathcal{U})$ with a complete set of linearly independent right eigenvectors

$$\mathbf{r}_1 = \begin{pmatrix} 1 \\ \mathbf{u} - a \mathbf{n} \end{pmatrix}, \quad \mathbf{r}_2 = \begin{pmatrix} 0 \\ \mathbf{t}^a \end{pmatrix}, \quad \mathbf{r}_3 = \begin{pmatrix} 0 \\ \mathbf{t}^b \end{pmatrix}, \quad \mathbf{r}_4 = \begin{pmatrix} 1 \\ \mathbf{u} + a \mathbf{n} \end{pmatrix}$$

and left eigenvectors

$$\mathbf{l}_1^T = \begin{pmatrix} \frac{1}{2} + \frac{\mathbf{u} \cdot \mathbf{n}}{2a} \\ -\frac{\mathbf{n}}{2a} \end{pmatrix}, \quad \mathbf{l}_2^T = \begin{pmatrix} -\mathbf{t}^a \cdot \mathbf{u} \\ \mathbf{t}^a \end{pmatrix}, \quad \mathbf{l}_3^T = \begin{pmatrix} -\mathbf{t}^b \cdot \mathbf{u} \\ \mathbf{t}^b \end{pmatrix}, \quad \mathbf{l}_4^T = \begin{pmatrix} \frac{1}{2} - \frac{\mathbf{u} \cdot \mathbf{n}}{2a} \\ \frac{\mathbf{n}}{2a} \end{pmatrix}$$

where $(\mathbf{n}, \mathbf{t}^a, \mathbf{t}^b)$ is an orthonormal basis of \mathbb{R}^3 . The left eigenvectors \mathbf{l}_k are such that $\mathbf{l}_m \cdot \mathbf{r}_n = \delta_{mn}$ (δ_{mn} is the Kronecker symbol). Noting $\alpha_k^{ij} := \mathbf{l}_k^{ij}(\mathcal{U}_j - \mathcal{U}_i)$, the Roe-flux Φ_{ij}^{Roe} can also be written as

$$\Phi_{ij}^{\text{Roe}} = \frac{\mathbf{f}(\mathcal{U}_i) + \mathbf{f}(\mathcal{U}_j)}{2} \cdot \mathbf{n}_{ij} - \frac{1}{2} \sum_{k=1}^4 |\lambda_k^{ij}| \alpha_k^{ij} \mathbf{r}_k^{ij}$$

where

$$\alpha_1^{ij} = \frac{1}{2} \Delta \rho - \frac{\rho_{ij}}{2a_{ij}} \Delta(\mathbf{u} \cdot \mathbf{n}), \quad \alpha_2^{ij} = \rho_{ij} \Delta(\mathbf{u} \cdot \mathbf{t}_{ij}^a), \quad \alpha_3^{ij} = \rho_{ij} \Delta(\mathbf{u} \cdot \mathbf{t}_{ij}^b), \quad \alpha_4^{ij} = \frac{1}{2} \Delta \rho + \frac{\rho_{ij}}{2a_{ij}} \Delta(\mathbf{u} \cdot \mathbf{n}).$$

Then, we obtain the following flux in the barotropic case

$$\begin{aligned} \Phi_{ij}^{\text{Roe}} &= \frac{\mathbf{f}(\mathcal{U}_i) + \mathbf{f}(\mathcal{U}_j)}{2} \cdot \mathbf{n}_{ij} - \frac{1}{4} |\mathbf{u}_{ij} \cdot \mathbf{n}_{ij} - a_{ij}| \left(\Delta \rho - \frac{\rho_{ij}}{a_{ij}} \Delta(\mathbf{u} \cdot \mathbf{n}_{ij}) \right) \begin{pmatrix} 1 \\ \mathbf{u}_{ij} - a_{ij} \mathbf{n}_{ij} \end{pmatrix} \\ &\quad - \frac{1}{2} |\mathbf{u}_{ij} \cdot \mathbf{n}_{ij}| \rho_{ij} \begin{pmatrix} 0 \\ -[\Delta \mathbf{u} \times \mathbf{n}_{ij}] \times \mathbf{n}_{ij} \end{pmatrix} - \frac{1}{4} |\mathbf{u}_{ij} \cdot \mathbf{n}_{ij} + a_{ij}| \left(\Delta \rho + \frac{\rho_{ij}}{a_{ij}} \Delta(\mathbf{u} \cdot \mathbf{n}_{ij}) \right) \begin{pmatrix} 1 \\ \mathbf{u}_{ij} + a_{ij} \mathbf{n}_{ij} \end{pmatrix} \end{aligned} \quad (162)$$

because $[\Delta \mathbf{u} \cdot \mathbf{t}_{ij}^a] \mathbf{t}_{ij}^a + [\Delta \mathbf{u} \cdot \mathbf{t}_{ij}^b] \mathbf{t}_{ij}^b = -[\Delta \mathbf{u} \times \mathbf{n}_{ij}] \times \mathbf{n}_{ij}$. Nevertheless, the operator \times has no sense in 1D and 2D but we can also use (162) if we use the notation (157).

Moreover, we know that the Roe scheme is not entropic for sonic points. The entropy fix of van Leer and al. [28] (or Harten [29]) is applied on the acoustic waves ($k = 1$ and $k = 4$) and corresponds to adding viscosity near sonic points. We replace the absolute value $|\lambda_1^{ij}| = |\mathbf{u}_{ij} \cdot \mathbf{n}_{ij} - a_{ij}|$ and $|\lambda_4^{ij}| = |\mathbf{u}_{ij} \cdot \mathbf{n}_{ij} + a_{ij}|$ in formula (162) by a smooth parabolic regularization $|\cdot|^*$ defined by

$$|\lambda_k^{ij}|^* = \begin{cases} |\lambda_k^{ij}|, & \text{if } |\lambda_k^{ij}| \geq 2\Delta\lambda_k, \\ \frac{(\lambda_k^{ij})^2}{4\Delta\lambda_k} + \Delta\lambda_k, & \text{otherwise,} \end{cases} \quad \text{with} \quad \Delta\lambda_k = \begin{cases} (\lambda_k)_j - (\lambda_k)_i, & \text{if } (\lambda_k)_i \leq 0 \leq (\lambda_k)_j, \\ 0, & \text{otherwise.} \end{cases} \quad (163)$$

For small Mach number, there is no sonic point and this correction has no influence on the scheme.

B.2. The Roe scheme in the barotropic and subsonic case

We write the barotropic Roe scheme (160)(162) in the subsonic case

$$|\mathbf{u}_{ij} \cdot \mathbf{n}_{ij}| < a_{ij}.$$

Then, we have $\mathbf{u}_{ij} \cdot \mathbf{n}_{ij} - a_{ij} < 0 < \mathbf{u}_{ij} \cdot \mathbf{n}_{ij} + a_{ij}$ and we can write (162) as

$$\begin{aligned} \Phi_{ij}^{\text{Roe}} &= \frac{\mathbf{f}(\mathcal{U}_i) + \mathbf{f}(\mathcal{U}_j)}{2} \cdot \mathbf{n}_{ij} - \frac{1}{2} \rho_{ij} \frac{\mathbf{u}_{ij} \cdot \mathbf{n}_{ij}}{a_{ij}} \Delta(\mathbf{u} \cdot \mathbf{n}_{ij}) \begin{pmatrix} 1 \\ \mathbf{u}_{ij} \end{pmatrix} - \frac{1}{2} a_{ij} \Delta \rho \begin{pmatrix} 1 \\ \mathbf{u}_{ij} \end{pmatrix} \\ &\quad - \frac{1}{2} a_{ij} (\mathbf{u}_{ij} \cdot \mathbf{n}_{ij}) \Delta \rho \begin{pmatrix} 0 \\ \mathbf{n}_{ij} \end{pmatrix} - \frac{1}{2} a_{ij} \rho_{ij} \Delta(\mathbf{u} \cdot \mathbf{n}_{ij}) \begin{pmatrix} 0 \\ \mathbf{n}_{ij} \end{pmatrix} - \frac{1}{2} |\mathbf{u}_{ij} \cdot \mathbf{n}_{ij}| \rho_{ij} \begin{pmatrix} 0 \\ -[\Delta \mathbf{u} \times \mathbf{n}_{ij}] \times \mathbf{n}_{ij} \end{pmatrix}. \end{aligned} \quad (164)$$

Thus, by using (160) and (164), we obtain

$$\left\{ \begin{aligned} & \frac{d}{dt} \rho_i + \frac{1}{2|\Omega_i|} \sum_{\Gamma_{ij} \subset \partial\Omega_i} |\Gamma_{ij}| \left[(\rho_i \mathbf{u}_i + \rho_j \mathbf{u}_j) \cdot \mathbf{n}_{ij} + \frac{\rho_{ij}}{a_{ij}} (\mathbf{u}_{ij} \cdot \mathbf{n}_{ij}) (\mathbf{u}_i - \mathbf{u}_j) \cdot \mathbf{n}_{ij} + a_{ij} (\rho_i - \rho_j) \right] = 0, \\ & \frac{d}{dt} (\rho_i \mathbf{u}_i) + \frac{1}{2|\Omega_i|} \sum_{\Gamma_{ij} \subset \partial\Omega_i} |\Gamma_{ij}| \left\{ \rho_i (\mathbf{u}_i \cdot \mathbf{n}_{ij}) \mathbf{u}_i + \rho_j (\mathbf{u}_j \cdot \mathbf{n}_{ij}) \mathbf{u}_j + a_{ij} (\rho_i - \rho_j) [\mathbf{u}_{ij} + (\mathbf{u}_{ij} \cdot \mathbf{n}_{ij}) \mathbf{n}_{ij}] \right. \\ & \quad \left. - \rho_{ij} |\mathbf{u}_{ij} \cdot \mathbf{n}_{ij}| [(\mathbf{u}_i - \mathbf{u}_j) \times \mathbf{n}_{ij}] \times \mathbf{n}_{ij} + \frac{\rho_{ij} (\mathbf{u}_{ij} \cdot \mathbf{n}_{ij})}{a_{ij}} [(\mathbf{u}_i - \mathbf{u}_j) \cdot \mathbf{n}_{ij}] \mathbf{u}_{ij} \right. \\ & \quad \left. + [p_i + p_j + \rho_{ij} a_{ij} (\mathbf{u}_i - \mathbf{u}_j) \cdot \mathbf{n}_{ij}] \mathbf{n}_{ij} \right\} = 0 \end{aligned} \right. \quad (165a)$$

with $p_k = p(\rho_k)$ and $a_{ij}^2 = \frac{p_i - p_j}{\rho_i - \rho_j}$ if $\rho_i \neq \rho_j$ and $a_{ij}^2 = p'(\rho_i)$ otherwise.

B.3. The all Mach Roe scheme in the barotropic and subsonic case

We deduce from (82), (83) and (165) that the *all Mach Roe scheme* in the barotropic and subsonic case is given by

$$\left\{ \begin{aligned} & \frac{d}{dt} \rho_i + \frac{1}{2|\Omega_i|} \sum_{\Gamma_{ij} \subset \partial\Omega_i} |\Gamma_{ij}| \left[(\rho_i \mathbf{u}_i + \rho_j \mathbf{u}_j) \cdot \mathbf{n}_{ij} + \frac{\rho_{ij}}{a_{ij}} (\mathbf{u}_{ij} \cdot \mathbf{n}_{ij}) (\mathbf{u}_i - \mathbf{u}_j) \cdot \mathbf{n}_{ij} + a_{ij} (\rho_i - \rho_j) \right] = 0, \\ & \frac{d}{dt} (\rho_i \mathbf{u}_i) + \frac{1}{2|\Omega_i|} \sum_{\Gamma_{ij} \subset \partial\Omega_i} |\Gamma_{ij}| \left\{ \rho_i (\mathbf{u}_i \cdot \mathbf{n}_{ij}) \mathbf{u}_i + \rho_j (\mathbf{u}_j \cdot \mathbf{n}_{ij}) \mathbf{u}_j + a_{ij} (\rho_i - \rho_j) [\mathbf{u}_{ij} + (\mathbf{u}_{ij} \cdot \mathbf{n}_{ij}) \mathbf{n}_{ij}] \right. \\ & \quad \left. - \rho_{ij} |\mathbf{u}_{ij} \cdot \mathbf{n}_{ij}| [(\mathbf{u}_i - \mathbf{u}_j) \times \mathbf{n}_{ij}] \times \mathbf{n}_{ij} + \frac{\rho_{ij} (\mathbf{u}_{ij} \cdot \mathbf{n}_{ij})}{a_{ij}} [(\mathbf{u}_i - \mathbf{u}_j) \cdot \mathbf{n}_{ij}] \mathbf{u}_{ij} \right. \\ & \quad \left. + [p_i + p_j + \theta_{ij} \rho_{ij} a_{ij} (\mathbf{u}_i - \mathbf{u}_j) \cdot \mathbf{n}_{ij}] \mathbf{n}_{ij} \right\} = 0 \end{aligned} \right. \quad (166a)$$

with $\theta_{ij} = \theta(M_{ij}) := \min(M_{ij}, 1)$ and $M_{ij} = \frac{|\mathbf{u}_{ij}|}{a_{ij}}$. The difference between (165) and (166) is only in the last term of the left hand side of (165b) and (166b).

B.4. Dimensionless version of the all Mach Roe scheme in the barotropic and subsonic case

The dimensionless version of (166) is obtained by replacing in (166) p_i , p_j and a_{ij} respectively by p_i/M^2 , p_j/M^2 and a_{ij}/M where M is an order of the local Mach number M_{ij} . This gives

$$\left\{ \begin{aligned} & \frac{d}{dt} \rho_i + \frac{1}{2|\Omega_i|} \sum_{\Gamma_{ij} \subset \partial\Omega_i} |\Gamma_{ij}| \left[(\rho_i \mathbf{u}_i + \rho_j \mathbf{u}_j) \cdot \mathbf{n}_{ij} + M \frac{\rho_{ij}}{a_{ij}} (\mathbf{u}_{ij} \cdot \mathbf{n}_{ij}) (\mathbf{u}_i - \mathbf{u}_j) \cdot \mathbf{n}_{ij} + \frac{a_{ij}}{M} (\rho_i - \rho_j) \right] = 0, \\ & \frac{d}{dt} (\rho_i \mathbf{u}_i) + \frac{1}{2|\Omega_i|} \sum_{\Gamma_{ij} \subset \partial\Omega_i} |\Gamma_{ij}| \left\{ \rho_i (\mathbf{u}_i \cdot \mathbf{n}_{ij}) \mathbf{u}_i + \rho_j (\mathbf{u}_j \cdot \mathbf{n}_{ij}) \mathbf{u}_j + \frac{a_{ij}}{M} (\rho_i - \rho_j) [\mathbf{u}_{ij} + (\mathbf{u}_{ij} \cdot \mathbf{n}_{ij}) \mathbf{n}_{ij}] \right. \\ & \quad \left. - \rho_{ij} |\mathbf{u}_{ij} \cdot \mathbf{n}_{ij}| [(\mathbf{u}_i - \mathbf{u}_j) \times \mathbf{n}_{ij}] \times \mathbf{n}_{ij} + M \frac{\rho_{ij} (\mathbf{u}_{ij} \cdot \mathbf{n}_{ij})}{a_{ij}} [(\mathbf{u}_i - \mathbf{u}_j) \cdot \mathbf{n}_{ij}] \mathbf{u}_{ij} \right. \\ & \quad \left. + \left[\frac{1}{M^2} (p_i + p_j) + \frac{\theta_{ij}}{M} \rho_{ij} a_{ij} (\mathbf{u}_i - \mathbf{u}_j) \cdot \mathbf{n}_{ij} \right] \mathbf{n}_{ij} \right\} = 0 \end{aligned} \right. \quad (167)$$

with $\theta_{ij} = \theta(M_{ij}) := \min(M_{ij}, 1)$ and $M_{ij} = M \frac{|\mathbf{u}_{ij}|}{a_{ij}}$.

C. The Roe scheme for the compressible Euler system

C.1. The Roe scheme for the compressible Euler system

Let us apply the finite volume scheme

$$\frac{d}{dt} \int_{\Omega_i} \mathcal{U}(t, \mathbf{x}) d\mathbf{x} + \sum_{\Gamma_{ij} \subset \partial\Omega_i} \int_{\Gamma_{ij}} \mathbf{f}(\mathcal{U}) \cdot \mathbf{n} ds = 0 \quad (168)$$

to the compressible Euler system (1) written in 3D. In (168), $\mathcal{U} := (\rho, \rho\mathbf{u}, \rho E)^T$ and the flux $\mathbf{f}(\mathcal{U})$ is the 5×3 matrix

$$\mathbf{f}(\mathcal{U}) = \begin{pmatrix} \rho\mathbf{u}^T \\ \rho\mathbf{u} \otimes \mathbf{u} + p\mathbf{1} \\ (\rho E + p)\mathbf{u} \end{pmatrix} =: (\mathbf{f}_x, \mathbf{f}_y, \mathbf{f}_z)$$

($\mathbf{1}$ is the identity matrix in $\mathbb{R}^{3 \times 3}$). Thus, the flux in the direction \mathbf{n} is defined by

$$\mathbf{f}(\mathcal{U}) \cdot \mathbf{n} = (n_x \mathbf{f}_x + n_y \mathbf{f}_y + n_z \mathbf{f}_z)(\mathcal{U}) = \begin{pmatrix} \rho\mathbf{u} \cdot \mathbf{n} \\ \rho u_x \mathbf{u} \cdot \mathbf{n} + p n_x \\ \rho u_y \mathbf{u} \cdot \mathbf{n} + p n_y \\ \rho u_z \mathbf{u} \cdot \mathbf{n} + p n_z \\ (\rho E + p)\mathbf{u} \cdot \mathbf{n} \end{pmatrix} = \begin{pmatrix} \rho\mathbf{u} \cdot \mathbf{n} \\ \rho(\mathbf{u} \cdot \mathbf{n})\mathbf{u} + p\mathbf{n} \\ (\rho E + p)\mathbf{u} \cdot \mathbf{n} \end{pmatrix}.$$

The Roe scheme is an approximation of (168) given by

$$|\Omega_i| \frac{d}{dt} \mathcal{U}_i(t) + \sum_{\Gamma_{ij} \subset \partial\Omega_i} |\Gamma_{ij}| \Phi_{ij}^{\text{Roe}} = 0 \quad (169)$$

where Φ_{ij}^{Roe} is an approximation on the interface Γ_{ij} of $\mathbf{f}(\mathcal{U}) \cdot \mathbf{n}$. Since the Roe scheme is an upwind scheme [17], Φ_{ij}^{Roe} is given by

$$\Phi_{ij}^{\text{Roe}} = \frac{\mathbf{f}(\mathcal{U}_i) + \mathbf{f}(\mathcal{U}_j)}{2} \cdot \mathbf{n}_{ij} - \frac{|A_{\mathbf{n}_{ij}}(\mathcal{U}_i, \mathcal{U}_j)|}{2} \cdot (\mathcal{U}_j - \mathcal{U}_i) \quad (170)$$

where $A_{\mathbf{n}_{ij}}(\mathcal{U}_i, \mathcal{U}_j)$ is an approximation on Γ_{ij} of the jacobian matrix

$$A_{\mathbf{n}}(\mathcal{U}) := \frac{D\mathbf{f}(\mathcal{U}) \cdot \mathbf{n}}{D\mathcal{U}} = \begin{pmatrix} 0 & \mathbf{n}^T & 0 \\ (\hat{\gamma}H - a^2)\mathbf{n} - (\mathbf{u} \cdot \mathbf{n})\mathbf{u} & (\mathbf{u} \cdot \mathbf{n})\mathbf{1} + \mathbf{u} \otimes \mathbf{n} - \hat{\gamma}\mathbf{n} \otimes \mathbf{u} & \hat{\gamma}\mathbf{n} \\ \frac{1}{2}\mathbf{u} \cdot \mathbf{n} [(\hat{\gamma} - 2)H - a^2] & H\mathbf{n}^T - \hat{\gamma}(\mathbf{u} \cdot \mathbf{n})\mathbf{u}^T & \gamma\mathbf{u} \cdot \mathbf{n} \end{pmatrix} =: A$$

where $H = E + p/\rho$, $a = \sqrt{\gamma p/\rho}$ and $\hat{\gamma} = \gamma - 1$. More precisely, $A_{\mathbf{n}_{ij}}(\mathcal{U}_i, \mathcal{U}_j) = A_{\mathbf{n}_{ij}}(\mathcal{U}_{ij})$ where \mathcal{U}_{ij} is an average state on Γ_{ij} satisfying

$$(\mathbf{f}(\mathcal{U}_j) - \mathbf{f}(\mathcal{U}_i)) \cdot \mathbf{n}_{ij} = A_{\mathbf{n}_{ij}}(\mathcal{U}_{ij}) (\mathcal{U}_j - \mathcal{U}_i).$$

Moreover, for any $(\mathcal{U}_i, \mathcal{U}_j, \mathbf{n}_{ij})$, $|A_{\mathbf{n}_{ij}}(\mathcal{U}_i, \mathcal{U}_j)| = |A_{\mathbf{n}_{ij}}(\mathcal{U}_{ij})| := \sum_{k=1}^5 |\lambda_k| \mathbf{r}_k^{ij} \otimes \mathbf{l}_k^{ij}$ where λ_k are the eigenvalues of $A_{\mathbf{n}_{ij}}(\mathcal{U}_{ij})$, associated with the left eigenvectors \mathbf{l}_k^{ij} and to the right eigenvectors \mathbf{r}_k^{ij} such that $\mathbf{l}_m^{ij} \cdot \mathbf{r}_n^{ij} = \delta_{mn}$ (δ_{mn} is the Kronecker symbol). $A_{\mathbf{n}}(\mathcal{U})$ has five real eigenvalues

$$\lambda_1 = \mathbf{u} \cdot \mathbf{n} - a, \quad \lambda_2 = \mathbf{u} \cdot \mathbf{n}, \quad \lambda_3 = \mathbf{u} \cdot \mathbf{n}, \quad \lambda_4 = \mathbf{u} \cdot \mathbf{n}, \quad \lambda_5 = \mathbf{u} \cdot \mathbf{n} + a$$

with a complete set of linearly independent right eigenvectors

$$\mathbf{r}_1 = \begin{pmatrix} 1 \\ \mathbf{u} - a \mathbf{n} \\ H - (\mathbf{u} \cdot \mathbf{n}) a \end{pmatrix}, \quad \mathbf{r}_2 = \begin{pmatrix} 1 \\ \mathbf{u} \\ |\mathbf{u}|^2/2 \end{pmatrix}, \quad \mathbf{r}_3 = \begin{pmatrix} 0 \\ \mathbf{t}^a \\ \mathbf{u} \cdot \mathbf{t}^a \end{pmatrix}, \quad \mathbf{r}_4 = \begin{pmatrix} 0 \\ \mathbf{t}^b \\ \mathbf{u} \cdot \mathbf{t}^b \end{pmatrix}, \quad \mathbf{r}_5 = \begin{pmatrix} 1 \\ \mathbf{u} + a \mathbf{n} \\ H + (\mathbf{u} \cdot \mathbf{n}) a \end{pmatrix}.$$

where $(\mathbf{n}, \mathbf{t}^a, \mathbf{t}^b)$ is an orthonormal basis of \mathbb{R}^3 . Noting $\alpha_k^{ij} := \mathbf{l}_k^{ij} (\mathcal{U}_j - \mathcal{U}_i)$ the wave strengths, the Roe-flux Φ_{ij}^{Roe} can also be written as

$$\Phi_{ij}^{\text{Roe}} = \frac{\mathbf{f}(\mathcal{U}_i) + \mathbf{f}(\mathcal{U}_j)}{2} \cdot \mathbf{n}_{ij} - \sum_{k=1}^5 |\lambda_k^{ij}| \alpha_k^{ij} \mathbf{r}_k^{ij}.$$

Defining the average states \cdot_{ij} by

$$\begin{aligned} \rho_{ij} &= \sqrt{\rho_i \rho_j}, \quad u_{x,ij} = \frac{\sqrt{\rho_i} u_{x,i} + \sqrt{\rho_j} u_{x,j}}{\sqrt{\rho_i} + \sqrt{\rho_j}}, \quad u_{y,ij} = \frac{\sqrt{\rho_i} u_{y,i} + \sqrt{\rho_j} u_{y,j}}{\sqrt{\rho_i} + \sqrt{\rho_j}}, \quad u_{z,ij} = \frac{\sqrt{\rho_i} u_{z,i} + \sqrt{\rho_j} u_{z,j}}{\sqrt{\rho_i} + \sqrt{\rho_j}}, \\ H_{ij} &= \frac{\sqrt{\rho_i} H_i + \sqrt{\rho_j} H_j}{\sqrt{\rho_i} + \sqrt{\rho_j}}, \quad h_{ij} = H_{ij} - \frac{\mathbf{u}_{ij} \cdot \mathbf{u}_{ij}}{2}, \quad a_{ij} = \sqrt{(\gamma - 1) h_{ij}}, \end{aligned}$$

and using the relation $\mathcal{U}_j - \mathcal{U}_i = \sum_{k=1}^5 \alpha_k^{ij} \mathbf{r}_k^{ij}$, we find

$$\begin{aligned} \alpha_1^{ij} &= \frac{\Delta p - \rho_{ij} a_{ij} \Delta(\mathbf{u} \cdot \mathbf{n})}{2a_{ij}^2}, \quad \alpha_2^{ij} = \Delta p - \frac{\Delta p}{a_{ij}^2}, \quad \alpha_3^{ij} = \rho_{ij} \Delta(\mathbf{u} \cdot \mathbf{t}_{ij}^a), \\ \alpha_4^{ij} &= \rho_{ij} \Delta(\mathbf{u} \cdot \mathbf{t}_{ij}^b), \quad \alpha_5^{ij} = \frac{\Delta p + \rho_{ij} a_{ij} \Delta(\mathbf{u} \cdot \mathbf{n})}{2a_{ij}^2}. \end{aligned}$$

Then, the Roe-flux Φ_{ij}^{Roe} is given by

$$\begin{aligned} \Phi_{ij}^{\text{Roe}} &= \frac{\mathbf{f}(\mathcal{U}_i) + \mathbf{f}(\mathcal{U}_j)}{2} \cdot \mathbf{n}_{ij} - \frac{1}{2} |\mathbf{u}_{ij} \cdot \mathbf{n}_{ij} - a_{ij}| \frac{\Delta p - \rho_{ij} a_{ij} \Delta(\mathbf{u} \cdot \mathbf{n}_{ij})}{2a_{ij}^2} \begin{pmatrix} 1 \\ \mathbf{u}_{ij} - a_{ij} \mathbf{n}_{ij} \\ H_{ij} - (\mathbf{u}_{ij} \cdot \mathbf{n}_{ij}) a_{ij} \end{pmatrix} \\ &\quad - \frac{1}{2} |\mathbf{u}_{ij} \cdot \mathbf{n}_{ij}| \left(\Delta p - \frac{\Delta p}{a_{ij}^2} \right) \begin{pmatrix} 1 \\ \mathbf{u}_{ij} \\ \frac{\mathbf{u}_{ij} \cdot \mathbf{u}_{ij}}{2} \end{pmatrix} - \frac{1}{2} |\mathbf{u}_{ij} \cdot \mathbf{n}_{ij}| \rho_{ij} \begin{pmatrix} 0 \\ -[\Delta \mathbf{u} \times \mathbf{n}_{ij}] \times \mathbf{n}_{ij} \\ -\mathbf{u}_{ij} \cdot [[\Delta \mathbf{u} \times \mathbf{n}_{ij}] \times \mathbf{n}_{ij}] \end{pmatrix} \\ &\quad - \frac{1}{2} |\mathbf{u}_{ij} \cdot \mathbf{n}_{ij} + a_{ij}| \frac{\Delta p + \rho_{ij} a_{ij} \Delta(\mathbf{u} \cdot \mathbf{n}_{ij})}{2a_{ij}^2} \begin{pmatrix} 1 \\ \mathbf{u}_{ij} + a_{ij} \mathbf{n}_{ij} \\ H_{ij} + (\mathbf{u}_{ij} \cdot \mathbf{n}_{ij}) a_{ij} \end{pmatrix} \quad (171) \end{aligned}$$

because $[\Delta \mathbf{u} \cdot \mathbf{t}_{ij}^a] \mathbf{t}_{ij}^a + [\Delta \mathbf{u} \cdot \mathbf{t}_{ij}^b] \mathbf{t}_{ij}^b = -[\Delta \mathbf{u} \times \mathbf{n}_{ij}] \times \mathbf{n}_{ij}$. Nevertheless, the operator \times has no sense in 1D and 2D but we can also use (171) if we use the notation (157).

Moreover, we know that the Roe scheme is not entropic for sonic points. Here, we correct as in the barotropic case, that is we replace the absolute value $|\lambda_1^{ij}| = |\mathbf{u}_{ij} \cdot \mathbf{n}_{ij} - a_{ij}|$ and $|\lambda_5^{ij}| = |\mathbf{u}_{ij} \cdot \mathbf{n}_{ij} + a_{ij}|$ in formula (171) by a smooth parabolic regularization $|\cdot|_*$ defined by (163). For small Mach number, there is no sonic point and this correction has no influence on the scheme.

C.2. The Roe scheme for the compressible Euler system in the subsonic case

We write the Roe scheme (169)(171) for the compressible Euler system in the subsonic case

$$|\mathbf{u}_{ij} \cdot \mathbf{n}_{ij}| < a_{ij}.$$

Then, we have $\mathbf{u}_{ij} \cdot \mathbf{n}_{ij} - a_{ij} < 0 < \mathbf{u}_{ij} \cdot \mathbf{n}_{ij} + a_{ij}$ and we can write (171) as

$$\begin{aligned} \Phi_{ij}^{\text{Roe}} = & \frac{\mathbf{f}(\mathcal{U}_i) + \mathbf{f}(\mathcal{U}_j)}{2} \cdot \mathbf{n}_{ij} - \frac{1}{2} \rho_{ij} \frac{\mathbf{u}_{ij} \cdot \mathbf{n}_{ij}}{a_{ij}} \Delta(\mathbf{u} \cdot \mathbf{n}_{ij}) \begin{pmatrix} 1 \\ \mathbf{u}_{ij} \\ H_{ij} \end{pmatrix} - \frac{1}{2} \frac{\Delta p}{a_{ij}} \begin{pmatrix} 1 \\ \mathbf{u}_{ij} \\ H_{ij} \end{pmatrix} \\ & - \frac{1}{2} (\mathbf{u}_{ij} \cdot \mathbf{n}_{ij}) \frac{\Delta p}{a_{ij}} \begin{pmatrix} 0 \\ \mathbf{n}_{ij} \\ \mathbf{u}_{ij} \cdot \mathbf{n}_{ij} \end{pmatrix} - \frac{1}{2} a_{ij} \rho_{ij} \Delta(\mathbf{u} \cdot \mathbf{n}_{ij}) \begin{pmatrix} 0 \\ \mathbf{n}_{ij} \\ \mathbf{u}_{ij} \cdot \mathbf{n}_{ij} \end{pmatrix} \\ & - \frac{1}{2} |\mathbf{u}_{ij} \cdot \mathbf{n}_{ij}| \left(\Delta \rho - \frac{\Delta p}{a_{ij}^2} \right) \begin{pmatrix} 1 \\ \mathbf{u}_{ij} \\ \frac{\mathbf{u}_{ij} \cdot \mathbf{u}_{ij}}{2} \end{pmatrix} - \frac{1}{2} |\mathbf{u}_{ij} \cdot \mathbf{n}_{ij}| \rho_{ij} \begin{pmatrix} 0 \\ -[\Delta \mathbf{u} \times \mathbf{n}_{ij}] \times \mathbf{n}_{ij} \\ -\mathbf{u}_{ij} \cdot [[\Delta \mathbf{u} \times \mathbf{n}_{ij}] \times \mathbf{n}_{ij}] \end{pmatrix}. \quad (172) \end{aligned}$$

Thus, by using (169) and (172), we obtain

$$\left\{ \begin{aligned} \frac{d}{dt} \rho_i + \frac{1}{2|\Omega_i|} \sum_{\Gamma_{ij} \subset \partial\Omega_i} |\Gamma_{ij}| & \left[(\rho_i \mathbf{u}_i + \rho_j \mathbf{u}_j) \cdot \mathbf{n}_{ij} + |\mathbf{u}_{ij} \cdot \mathbf{n}_{ij}| \left(\rho_i - \rho_j - \frac{p_i - p_j}{a_{ij}^2} \right) \right. \\ & \left. + \frac{\rho_{ij}}{a_{ij}} (\mathbf{u}_{ij} \cdot \mathbf{n}_{ij}) (\mathbf{u}_i - \mathbf{u}_j) \cdot \mathbf{n}_{ij} + \frac{1}{a_{ij}} (p_i - p_j) \right] = 0, \quad (173a) \end{aligned} \right.$$

$$\left\{ \begin{aligned} \frac{d}{dt} (\rho_i \mathbf{u}_i) + \frac{1}{2|\Omega_i|} \sum_{\Gamma_{ij} \subset \partial\Omega_i} |\Gamma_{ij}| & \left\{ \rho_i (\mathbf{u}_i \cdot \mathbf{n}_{ij}) \mathbf{u}_i + \rho_j (\mathbf{u}_j \cdot \mathbf{n}_{ij}) \mathbf{u}_j + \frac{\rho_{ij} (\mathbf{u}_{ij} \cdot \mathbf{n}_{ij})}{a_{ij}} [(\mathbf{u}_i - \mathbf{u}_j) \cdot \mathbf{n}_{ij}] \mathbf{u}_{ij} \right. \\ & + \frac{p_i - p_j}{a_{ij}} [\mathbf{u}_{ij} + (\mathbf{u}_{ij} \cdot \mathbf{n}_{ij}) \mathbf{n}_{ij}] + |\mathbf{u}_{ij} \cdot \mathbf{n}_{ij}| \left(\rho_i - \rho_j - \frac{p_i - p_j}{a_{ij}^2} \right) \mathbf{u}_{ij} \\ & \left. - \rho_{ij} |\mathbf{u}_{ij} \cdot \mathbf{n}_{ij}| [(\mathbf{u}_i - \mathbf{u}_j) \times \mathbf{n}_{ij}] \times \mathbf{n}_{ij} + [p_i + p_j + \rho_{ij} a_{ij} (\mathbf{u}_i - \mathbf{u}_j) \cdot \mathbf{n}_{ij}] \mathbf{n}_{ij} \right\} = 0, \quad (173b) \end{aligned} \right.$$

$$\left\{ \begin{aligned} \frac{d}{dt} (\rho_i E_i) + \frac{1}{2|\Omega_i|} \sum_{\Gamma_{ij} \subset \partial\Omega_i} |\Gamma_{ij}| & \left\{ \rho_i E_i (\mathbf{u}_i \cdot \mathbf{n}_{ij}) + \rho_j E_j (\mathbf{u}_j \cdot \mathbf{n}_{ij}) + \frac{\rho_{ij} (\mathbf{u}_{ij} \cdot \mathbf{n}_{ij})}{a_{ij}} [(\mathbf{u}_i - \mathbf{u}_j) \cdot \mathbf{n}_{ij}] H_{ij} \right. \\ & + \frac{p_i - p_j}{a_{ij}} [H_{ij} + (\mathbf{u}_{ij} \cdot \mathbf{n}_{ij})^2] + |\mathbf{u}_{ij} \cdot \mathbf{n}_{ij}| \left(\rho_i - \rho_j - \frac{p_i - p_j}{a_{ij}^2} \right) \frac{\mathbf{u}_{ij}^2}{2} \\ & - \rho_{ij} |\mathbf{u}_{ij} \cdot \mathbf{n}_{ij}| \mathbf{u}_{ij} \cdot [[(\mathbf{u}_i - \mathbf{u}_j) \times \mathbf{n}_{ij}] \times \mathbf{n}_{ij}] \\ & \left. + [p_i (\mathbf{u}_i \cdot \mathbf{n}_{ij}) + p_j (\mathbf{u}_j \cdot \mathbf{n}_{ij}) + \rho_{ij} a_{ij} (\mathbf{u}_{ij} \cdot \mathbf{n}_{ij}) (\mathbf{u}_i - \mathbf{u}_j) \cdot \mathbf{n}_{ij}] \right\} = 0. \quad (173c) \end{aligned} \right.$$

C.3. The all Mach Roe scheme for the compressible Euler system in the subsonic case

We deduce from (137), (138) and (173) that the *all Mach Roe scheme* for the compressible Euler system in the subsonic case is given by (173a), (173c) and (173b) is replaced by

$$\begin{aligned} \frac{d}{dt}(\rho_i \mathbf{u}_i) + \frac{1}{2|\Omega_i|} \sum_{\Gamma_{ij} \subset \partial\Omega_i} |\Gamma_{ij}| \left\{ \rho_i(\mathbf{u}_i \cdot \mathbf{n}_{ij})\mathbf{u}_i + \rho_j(\mathbf{u}_j \cdot \mathbf{n}_{ij})\mathbf{u}_j + \frac{\rho_{ij}(\mathbf{u}_{ij} \cdot \mathbf{n}_{ij})}{a_{ij}} [(\mathbf{u}_i - \mathbf{u}_j) \cdot \mathbf{n}_{ij}] \mathbf{u}_{ij} \right. \\ \left. + \frac{p_i - p_j}{a_{ij}} [\mathbf{u}_{ij} + (\mathbf{u}_{ij} \cdot \mathbf{n}_{ij})\mathbf{n}_{ij}] + |\mathbf{u}_{ij} \cdot \mathbf{n}_{ij}| \left(\rho_i - \rho_j - \frac{p_i - p_j}{a_{ij}^2} \right) \mathbf{u}_{ij} \right. \\ \left. - \rho_{ij} |\mathbf{u}_{ij} \cdot \mathbf{n}_{ij}| [(\mathbf{u}_i - \mathbf{u}_j) \times \mathbf{n}_{ij}] \times \mathbf{n}_{ij} + [p_i + p_j + \theta_{ij} \rho_{ij} a_{ij} (\mathbf{u}_i - \mathbf{u}_j) \cdot \mathbf{n}_{ij}] \mathbf{n}_{ij} \right\} = 0 \quad (174) \end{aligned}$$

with $\theta_{ij} = \theta(M_{ij}) := \min(M_{ij}, 1)$ and $M_{ij} = \frac{|\mathbf{u}_{ij}|}{a_{ij}}$. The difference between the Roe scheme for the compressible Euler system and the *all Mach Roe scheme* for the compressible Euler system is only in the last term in the left-hand side of (173b) and (174).

References

- [1] S. Dellacherie, On a low Mach nuclear core model, ESAIM:PROC 35 (2012) 79–106. [1](#)
- [2] M. Bernard, S. Dellacherie, G. Faccanoni, B. Grec, Y. Penel, Study of a low Mach nuclear core model for two-phase flows with phase transition I: stiffened gas law, ESAIM: Mathematical Modelling and Numerical Analysis 48 (2014) 1639–1679. [1](#)
- [3] P. L. Roe, Approximate Riemann solvers, parameter vectors and difference schemes, J. Comp. Phys. 43 (1981) 357–372. [2](#), [13](#), [30](#), [31](#), [41](#), [42](#), [45](#)
- [4] T. Buffard, T. Gallouët, J.-M. Hérard, A sequel to a rough Godunov scheme: application to real gases, Computers and Fluids 29 (2000) 813–847. [2](#), [13](#), [30](#)
- [5] H. Guillard, C. Viozat, On the behavior of upwind schemes in the low Mach number limit, Computers and Fluids 28 (1999) 63–86. [2](#), [41](#)
- [6] H. Guillard, A. Murrone, On the behavior of upwind schemes in the low Mach number limit: II. Godunov type schemes, Computers and Fluids 33 (4) (2004) 655–675. [2](#)
- [7] H. Guillard, A. Murrone, Behavior of upwind scheme in the low Mach number limit: III. Preconditioned dissipation for a five equation two phase model, Computers and Fluids 37 (10) (2008) 1209–1224. [2](#)
- [8] S. Dellacherie, Analysis of Godunov type schemes applied to the compressible Euler system at low Mach number, J. Comp. Phys. 229 (4) (2010) 978–1016. [2](#), [3](#), [4](#), [5](#), [6](#), [7](#), [8](#), [9](#), [13](#), [18](#), [20](#)
- [9] S. Dellacherie, P. Omnes, F. Rieper, The influence of cell geometry on the Godunov scheme applied to the linear wave equation, J. Comp. Phys. 229 (14) (2010) 5315–5338. [2](#), [3](#), [4](#), [5](#), [6](#), [12](#), [13](#), [21](#)
- [10] S. Dellacherie, J. Jung, P. Omnes, A low Mach correction for the Godunov scheme applied to the linear wave equation with porosity In preparation. [4](#)
- [11] F. Rieper, Influence of Cell Geometry on the Behaviour of the First-Order Roe Scheme in the Low Mach Number Regime, in: R. Eymard, J.-M. Hérard (Eds.), Finite Volumes for Complex Applications V, Wiley, 625–632, 2008. [4](#)
- [12] F. Rieper, G. Bader, The influence of cell geometry on the accuracy of upwind schemes in the low Mach number regime, Journal of Computational Physics 228 (8) (2009) 2918–2933. [4](#), [41](#)
- [13] F. Fillion, A. Chanoine, S. Dellacherie, A. Kumbaro, FLICA-OVAP: a new platform for core thermal-hydraulic studies, Proceedings of the 13th International Topical Meeting on Nuclear Reactor Thermal Hydraulics (NURETH-13) . [4](#)
- [14] F. Rieper, A low Mach number fix for Roe’s approximate Riemann solver, Journal of Computational Physics 230 (13) (2011) 5263–5287. [4](#), [5](#), [32](#), [33](#), [34](#), [37](#), [38](#), [41](#), [42](#), [43](#), [44](#)
- [15] K. Oßwald, A. Siegmund, P. Birken, V. Hannemann, A. Meister, L²Roe: a low dissipation version of Roe’s approximate Riemann solver for low Mach numbers, Int. J. for Num. Meth. in Fluids xx (2015) yy–zz. [4](#), [5](#), [32](#), [34](#), [37](#), [38](#), [41](#), [42](#), [43](#), [44](#)
- [16] S. Schochet, Fast Singular Limits of Hyperbolic PDEs, Journal of Differential Equation 114 (1994) 476–512. [8](#)
- [17] E. Godlewski, P.-A. Raviart, in: Numerical Approximation of Hyperbolic Systems of Conservation Laws, vol. 118 of *Applied Mathematical Sciences*, Springer-Verlag, New York, 215–220, 1996. [30](#), [46](#), [47](#), [58](#), [61](#)

- [18] V. Rusanov, Calculation of intersection of non-steady shock waves with obstacles, Comput. Math. Phys. USSR 1 (1961) 267–279. [46](#)
- [19] P. Lax, Weak Solutions of Nonlinear Hyperbolic Equations and Their Numerical Computation, Comm. Pure. Appl. Math. VII (1954) 159–193. [47](#)
- [20] A. Mekkas, A. Talpaert, S. Dellacherie, Toolbox CDMATH, URL <https://github.com/PROJECT-CDMATH>, 2015. [48](#)
- [21] S. Dellacherie, K. Herilus, J. Jung, A. Mekkas, Simulation numérique de systèmes de loi de conservation dans un environnement SALOME/C++ *via* la librairie CDMATH In preparation. [48](#)
- [22] G. A. Sod, in: Numerical methods in fluid dynamics. Initial and initial-boundary value problems, vol. 1, Cambridge: Cambridge University Press, 1985. [48](#)
- [23] T. Buffard, Analyse de quelques méthodes de volumes finis non structurés pour la résolution des équations d’Euler, Ph.D. thesis, 1994. [48](#), [49](#)
- [24] N. Seguin, Modélisation et simulation numérique des écoulements diphasiques, Ph.D. thesis, Université de Provence-Aix-Marseille I, 2002. [48](#), [49](#)
- [25] P. Colella, K. Pao, A projection method for low speed flows, Journal of Computational Physics 149 (1999) 245–269. [50](#)
- [26] C. Chalons, M. Girardin, S. Kokh, An all-regime Lagrange-Projection like scheme for the gas dynamics equations on unstructured meshes, submitted, hal-01007622 . [50](#), [51](#)
- [27] P. D. Lax, X.-D. Liu, Solution of two-dimensional Riemann problems of gas dynamics by positive schemes, SIAM Journal on Scientific Computing 19 (2) (1998) 319–340. [50](#)
- [28] B. Van Leer, W.-T. Lee, K. G. Powell, Sonic-point capturing, AIAA 9th Computational Fluid Dynamics Conference . [59](#)
- [29] A. Harten, High Resolution Schemes for Hyperbolic Conservation Laws, J. Comp. Phys. 135 (1997) 260–278. [59](#)