



**HAL**  
open science

## Impact of hydroxypropylguars on the early age hydration of Portland cement

Thomas Poinot, Alexandre Govin, Philippe Grosseau

### ► To cite this version:

Thomas Poinot, Alexandre Govin, Philippe Grosseau. Impact of hydroxypropylguars on the early age hydration of Portland cement. Cement and Concrete Research, 2013, 44, pp.69-76. <10.1016/j.cemconres.2012.10.010>. <hal-00758284v2>

**HAL Id: hal-00758284**

**<https://hal.science/hal-00758284v2>**

Submitted on 15 Feb 2013

HAL is a multi-disciplinary open access archive for the deposit and dissemination of scientific research documents, whether they are published or not. The documents may come from teaching and research institutions in France or abroad, or from public or private research centers.

L'archive ouverte pluridisciplinaire HAL, est destinée au dépôt et à la diffusion de documents scientifiques de niveau recherche, publiés ou non, émanant des établissements d'enseignement et de recherche français ou étrangers, des laboratoires publics ou privés.



HAL Authorization

---

1 **Impact of hydroxypropylguars on the early age hydration**  
2 **of portland cement**

3

4

5 **Thomas Pointot —Alexandre Govin\* — Philippe Grosseau**

6

7 Ecole Nationale Supérieure des Mines, SPIN-EMSE, CNRS:FRE3312, LPMG, F-42023

8 Saint-Etienne, France

9

10

11 \* Corresponding author: Tel: +33 4 77 42 02 53

12 E-mail address: govin@emse.fr

13 *ABSTRACT*

14 Hydroxypropylguars (HPG) are used as admixtures in factory-made mortars. These molecules  
15 present water retention properties comparable to those obtained with commonly used  
16 cellulosic water-retaining agent.

17 The influence of HPG on cement hydration was investigated in order to improve  
18 understanding on the delayed effect induced by polysaccharides. Hydration kinetics were  
19 characterized by means of conductivity and isothermal calorimetry measurements. The  
20 influence of polymer concentration and predissolution was studied. A weak influence of HPG  
21 on the germination of hydrates was observed. In contrast, HPG induced a significant decrease  
22 in the hydrates growth rate. Strong effects of the polymer concentration and predissolution  
23 were noticed too. From these results, we supported the hypothesis that HPG adsorption on  
24 hydrated phases via polar interactions should be responsible for the delayed effect observed.

25

26

27 *KEYWORDS: polysaccharide (D), hydroxypropylguars (D), retardation (A), hydration (A),*  
28 *water retention (C)*

---

29

30

## 31 **1 Introduction**

32 Traditionally, mortars are based on a mixture of sand, a binder such as cement or lime, and  
33 water. Nowadays, modern factory-made mortars are complex materials, in which are added  
34 some kinds of admixtures used to exhibit various properties, from the fresh state to the  
35 hardened material.

36 Polysaccharides are one of these admixtures. They are frequently introduced into mortar  
37 formulations in order to improve water retention capacity of the freshly-mixed materials,  
38 which enhances cement hydration and adhesion to the substrate [1–4]. These products are also  
39 expected to act as viscosity-enhancing admixtures to prevent segregation and thus improve  
40 the homogeneity and workability of the mortar [5–8].

41 Among all polysaccharides, Cellulose Ethers (CE) are the most widely used when high water  
42 retention capacity is expected. Nevertheless, HydroxyPropylGuars (HPG) were recently  
43 presented as a promising new class of water-retaining agent [9]. HPG are already used in  
44 various industrial fields, such as textile printing, oil production or paper manufacturing, due to  
45 their thickening effect [10]. HPG were also the subject of some patents as admixture for  
46 mortars.

47 The effect of saccharides has been largely studied these fifty last years, in particular from a  
48 cement hydration delay point of view. In the first time, the delayed effect of monosaccharides  
49 was investigated [11–19]. It appears that sugars could be adsorbed to cement phases by a  
50 chelation process. It can thereby form a temporary barrier to further hydration. In broad  
51 agreement with Young [11], Thomas and Birchall [12] proposed that sugars would be able to  
52 poison the surfaces of the CH and CSH by complexation onto these phases, which inhibit  
53 their growth and therefore would be responsible for the delay observed. According to Taplin

54 [13], sugars could bind to the cement phases if they have a HO-C=O group, or it could be  
55 formed in alkaline media, such as cement paste, by hydrolyze [14].

56 Then, due to the use of polysaccharides in modern factory-made mortars, interactions between  
57 polysaccharides and cement have been reported recently. It is established that polysaccharides  
58 induce a more or less important delay of Portland cement hydration [20–25], which depends  
59 on the nature of the polysaccharide [26]. Pourchez et al. [27, 28] have established a  
60 mechanism of interaction between CE and cement.

61 However, HPG have received scant attention by the academic community although they are  
62 already used industrially. As far as we know, only Izaguirre et al. [29] was interested on the  
63 impact of HPG, but in lime-based mortars. Thus, the aim of this work is to study the influence  
64 of HPG on the Portland cement hydration kinetics at early age.

65 Firstly, the water-retaining effect induced by the HPG in Portland cement-based mortars will  
66 be checked. Secondly, cement hydration kinetics in the presence of HPG will be presented.  
67 Hydration kinetics have been monitored by conductivity and isothermal calorimetry  
68 measurements. Finally, a special focus on the influence of the polymer predissolution has  
69 been performed.

## 70 **2 Materials**

### 71 ***2.1 Mineral product***

72 The investigated ordinary Portland cement (OPC) was a CEM I 52.5 R CE CP2 NF type  
73 cement according to the EN 197-1 standard. Its chemical and phase compositions are given in  
74 Table 1. Oxide composition was determined by X-ray fluorescence spectroscopy (SRS3400,  
75 Bruker-AXS). XRD analysis (D5000, Siemens) also allowed quantifying the phase  
76 composition of the given cement by means of Rietveld refinement method (Siroquant V2.5

77 software).

78

79

**Table 1: Chemical and phase compositions of the investigated cement.**

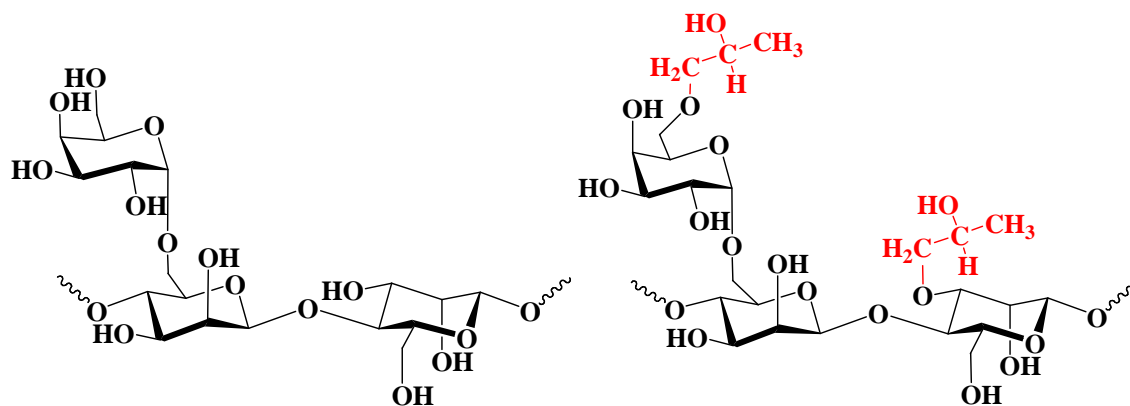
Chemical composition (% wt)				Phase composition (% wt)	
Oxides	XRF	Oxides	XRF	Phases	XRD (Rietveld)
CaO	66.1 ± 1.2	TiO <sub>2</sub>	0.24 ± 0.01	C <sub>3</sub> S	73.0 ± 0.53
SiO <sub>2</sub>	20.2 ± 0.4	P <sub>2</sub> O <sub>5</sub>	0.05 ± 0.01	C <sub>2</sub> S	12.7 ± 0.50
Al <sub>2</sub> O <sub>3</sub>	4.8 ± 0.1	MnO	0.04 ± 0.00	C <sub>3</sub> A	4.2 ± 0.18
SO <sub>3</sub>	3.5 ± 0.2	K <sub>2</sub> O	0.01 ± 0.01	C <sub>4</sub> AF	6.1 ± 0.22
Fe <sub>2</sub> O <sub>3</sub>	2.9 ± 0.1	LOI	2.2 ± 0.2	Gypsum	1.7 ± 0.15
MgO	1.11 ± 0.02			Anhydrite	2.3 ± 0.28

## 80 2.2 Organic admixtures

81 Guar gum is a polysaccharide extracted from the seed endosperm of *Cyamopsis*  
82 *tetragonolobus*, a native plant from India. This is a galactomannan consisting of a (1-4)-  
83 linked β-D-mannopyranose backbone, with random branchpoints of galactose via an α-(1-6)  
84 linkage [30] (Fig. 1a). The ratio of mannose to galactose is about 1.8. Unlike the  
85 manufacturing of cellulose, the extraction does not require chemical process, but a thermo-  
86 mechanical one. So, guar gum is produced without producing any effluent. Moreover, because  
87 of the presence of hydroxyl groups in its structure, guar gum exhibits a high chemical  
88 reactivity and is soluble in cold water. Thus, the chemical modification of this polysaccharide  
89 does not require hard reaction conditions of temperature and pressure, does not generate large  
90 quantity of by-products and needs weak purification procedure [31].

91 HPG are obtained from the native guar gum via an irreversible nucleophilic substitution,  
92 using propylene oxide in the presence of an alkaline catalyst (Fig. 1b). Table 2 gives a  
93 qualitative description of the six HPG samples from *Lamberti S.p.A* which were studied. All  
94 the samples have similar molecular weight. The only difference between HPG 1, 2 and 3 is

95 the Degree of Substitution (DS). The only difference between HPG 4, 5 and 6 is the presence  
 96 of additional substitution (short or long alkyl chains).  
 97 In order to compare with classical polysaccharide admixtures, three CE were also tested  
 98 (Table 2): two HydroxyPropylMethyl Cellulose (HPMC) named HPMC1 and HPMC2, and  
 99 one HydroxyEthyl Cellulose (HEC).



100

101

**Fig. 1: Molecular structure of native guar gum (a) and hydroxypropylguar (b).**

102

**Table 2: Qualitative description of the admixtures used.**

Admixtures	DS	Viscosity	Additional substitution
HPG 1	Low	High	-
HPG 2	Medium	Medium	-
HPG 3	High	Medium	-
HPG 4	High	Low	-
HPG 5	High	Medium	Shorter alkyl chain
HPG 6	High	Medium	Longer alkyl chain
HPMC 1	High	Very low	-
HPMC 2	High	Very high	-
HEC	High	Very low	-

103

104

### 105 **3 Experimental methods of investigation**

#### 106 **3.1 Water retention measurements**

107 Water retention capacity of mortars was characterized according to ASTM C1506-09 standard  
108 [32]. This test is based on a measurement of the removed water after depression and was  
109 previously described by Patural et al. [3]. Water retention, noted WR, was calculated using  
110 the following equation:

$$111 \quad WR(\%) = \frac{W_0 - W_1}{W_0} \times 100 \quad (1)$$

112  $W_0$  represents the initial mass of mixing water;  $W_1$  is the loss of water mass after aspiration.

113 Mortars were prepared according to the following mixture proportions: 30% of cement, 65%  
114 of sand and 5% of limestone filler (by weight). This mixture design was adapted from the  
115 CEReM (european consortium for study and research on mortars) mortars formulation [3].  
116 Admixture amount (0.3 wt%) was in addition to the total dry mixture (*i.e.* cement, sand and  
117 filler). Dry mixture was blended in a shaker (Turbula, Wab) for 15 min. Deionized water was  
118 added in order to obtain a water to cement ratio  $W/C = 1$ . Mixing procedure was in  
119 accordance with EN 196-1 [33]. All tests were carried out in triplicate and at controlled  
120 temperature of 23°C because water retention is temperature-dependent. A control test was  
121 performed with a mortar without admixture.

## 122        **3.2    *Characterization of the cement hydration delay***

### 123            *3.2.1    Conductivity measurements on diluted suspensions*

124    Characterization of the delay induced by the studied polymers on the cement hydration was  
125    performed by conductivity measurements. This method appears as a powerful and  
126    reproducible tool to monitor the hydration kinetics [34,35].

127    Conductivity measurements could be achieved in lime suspension. This allows obtaining  
128    hydration kinetics close to that observed in cement pastes, in spite of a high liquid to solid  
129    weight ratio (noted L/S). Nevertheless, monitoring hydration kinetics in an artificial system of  
130    lime water is complicated because the dissolution rate of calcium from the cement could be  
131    modified due to the initial high concentration of calcium ions in solution. Thus, conductivity  
132    curves were interpreted according to the explanation proposed by Comparet et al. [36]. As  
133    soon as cement was put in contact with liquid, the electrical conductivity increased as a  
134    consequence of the dissolution of the anhydrous phases. Then, germination of hydrates on the  
135    grain surface leads to a period, called “low conductivity increasing period”, where the  
136    conductivity evolves weakly. Conductivity then accelerated more quickly. The conductimetric  
137    slope is related to the growth rate of the hydration products. Meanwhile, cement dissolution  
138    still continued. The conductivity increased to the critical supersaturation point with respect to  
139    portlandite and decreased rapidly due to its precipitation. Thus, an electrical conductivity drop  
140    is caused by the portlandite precipitation. This phenomenon was used to determine the  
141    hydration delay. Therefore, in this study, the portlandite precipitation time (noted  $t_{CH}$ ) is a  
142    benchmark to classify and to quantify the relative retardation ability of admixtures on cement  
143    hydration.

144    Experiments were performed in diluted suspensions, thermostated at 25°C and continuously  
145    stirred. Each experiment was carried out in triplicate. The liquid to solid weight ratio (L/S)  
146    used was equal to 20. Polymer to cement weight ratios (P/C) equal to 0.5, 1.0, 1.5 and 2.0 %

147 were studied. Cement and admixture powders were blended in a shaker (Turbula, Wab) for 10  
148 min before contact with the liquid phase. The liquid used was a 20 mM lime solution or  
149 deionized water. The control used was the neat cement.

### 150 3.2.2 *Isothermal calorimetry on cement pastes*

151 Calorimetry is another technique useful to characterize the exothermic hydration process of  
152 cement. The hydration process can be followed continuously at realistic water/cement ratios  
153 (W/C) in situ and aims at giving an indication of the overall rate of reaction. Thus,  
154 calorimetry can be used as a complementary method to conductivity in order to monitor the  
155 kinetics of cement hydration and to observe hydration delay induced by retarders [37].

156 The tests were performed with an isothermal calorimeter (C80, Setaram) at 25°C. The weight  
157 ratios used were W/C = 0.4, with deionized water, and P/C = 0.3 %. Ex-situ mixing was  
158 preferred to in-situ mixing to improve the homogeneity of the sample, and thus  
159 reproducibility. Mixing procedure, with 100g of cement, was in accordance with standard EN  
160 196-1 [33]. 10 min after the beginning of the batch, about 2g of paste are introduced in the  
161 calorimeter. The control used was the neat cement.

### 162 3.2.3 *Predissolution of the admixture*

163 The influence of the polymer predissolution was studied by means of conductivity and  
164 isothermal calorimetry measurements. Admixtures were previously dissolved in the liquid  
165 phase, deionized water or 20 mM lime solution, for 24h by magnetic stirring. Then, cement  
166 was added.

167 In case of conductivity experiments, the effect of the predissolution has been highlighted by  
168 calculating the increase percentage in the portlandite precipitation time  $t_{CH}$  as followed (in  
169 gray in Fig. 10):

170 
$$\text{Increase of } t_{CH} (\%) = \frac{t_{CH}(\text{with prediss}) - t_{CH}(\text{without prediss})}{t_{CH}(\text{without prediss})} \times 100 \quad (2)$$

171 **3.3 Calcium binding capacity**

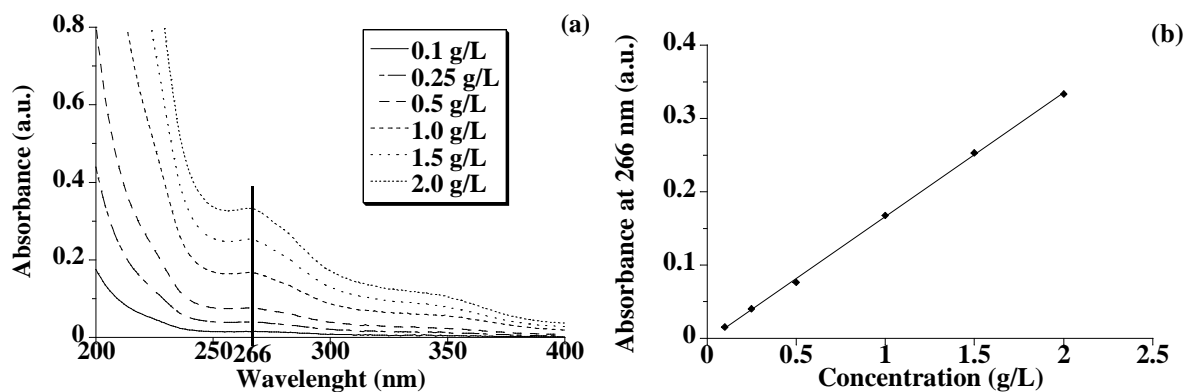
172 The ability of HPG and also sugars (sucrose which is known to complex calcium ions,  
173 galactose and mannose which constitute HPG's molecule) to form complexes with calcium  
174 ions was studied. Sugars are valuable insights in order to compare the behavior of HPG and to  
175 validate the relevance of this protocol, developed by Thomas and Birchall [12].

176 Each sample (2 g per liter) was introduced into a volume of water (1L) containing a large  
177 excess of solid lime (6 g per liter). After 48 hours of stirring at a controlled temperature of  
178 23°C, the suspension was filtered through a 0.7 µm glass fiber filter. The filtrates were diluted  
179 and acidified. Then, a quantification of the calcium ion content by ionic chromatography was  
180 performed on a Dionex apparatus composed of a GP 50 gradient pump, a CS 12A cation-  
181 exchange column and a CD 20 conductometric detector. The eluent was a solution of  
182 metasulfonic acid at 20 mM with isocratic mode. The flow was fixed at 1 mL/min. The results  
183 correspond to an average of 3 experiments.

184 As the solid calcium hydroxide is in large excess, calcium ions consumed by complexation do  
185 not affect the "stock" of calcium ions in solution, which thus remains equal to 23 mM during  
186 the experiment. However, once the filtrate diluted and acidified, the complexes are destroyed,  
187 thus freeing the complexed calcium ions. So, if the calcium concentration is about 23 mM  
188 (solubility of lime), no significant complexation has taken place. Instead, a calcium  
189 concentration above 23 mM indicates a significant complexation of calcium ions.

190 **3.4 Kinetic of dissolution**

191 HPG absorb in the ultraviolet as evidenced by the absorption spectra (Fig. 2a), and the  
192 concentration of HPG in solution is proportional to the absorbance at the maximum of the  
193 band (266 nm) as shown in Fig. 2b.



194

195 **Fig. 2: UV absorption spectra (a) and absorption at 266 nm vs. concentration (b) for HPG in water**

196 The dissolution process was monitored by acquisition of UV-Vis absorption spectra. The  
197 procedure was the following: a dispersion of HPG (final concentration:  $2\text{g}\cdot\text{L}^{-1}$ ) in deionized  
198 water or 20 mM lime solution was prepared in a sealed reactor (1L of solution) thermostated  
199 at  $25^{\circ}\text{C}$ . HPG was introduced through a sieve in order to have a good dispersion of the sample  
200 into the vortex created by the mechanic stirrer. Thus, the aggregation of particles was  
201 minimized and a homogeneous polymer solution was produced. The experiment was done  
202 under continuous flow of nitrogen to avoid carbonation of lime. At different times, an aliquot  
203 of approximately 5 mL was taken from the batch solution and centrifuged by means of a  
204 micro-centrifuge (Eppendorf MiniSpin Plus, 14500 rpm) for 5 min in order to remove  
205 undissolved particles. The supernatant was collected and homogenized by vortex-stirring. The  
206 absorbance of this solution was measured between 200 and 400 nm using an UV/Visible  
207 spectrophotometer (Cary 300 Scan, Varian). A degree of progress of the dissolution reaction  
208  $\lambda(t)$  was used, which is equal to the absorption at time t divided by the absorption at the end

209 of the dissolution reaction (*i.e.* 24 h). This number is adimensional and its value is between 0  
210 and 1.

## 211 **4 Results and discussions**

### 212 ***4.1 Impact of HPG on water retention in fresh mortar***

213 Water retention is a very sensitive mortar property. Indeed, it must be important enough to not  
214 disturb the hydration of the cement. It also limits the absorption of the mixing water by the  
215 substrate and thus provides good mechanical and adhesive properties to the mortar.

216 DTU 26.1 [38] specifies three classes of water retention of a fresh mortar. The first one  
217 represents mortars which water retention is lower than 86%; they belong to the low water  
218 retention category. The second class (intermediate water retention) corresponds to values  
219 ranging from 86% to 94%. The last one is defined by water retention higher than 94%. This  
220 class is related to strong water retention mortar and is desired by formulators of industrial  
221 mortars.

222 Water retention capacity of the studied mortars according to the admixture used is shown in  
223 Fig. 3. With this formulation, mortars containing HPG 2 to 6 and HPMC 2 could be  
224 considered as high WR capacity according to the DTU 26.1. Mortars containing HPG 1,  
225 HPMC 1 and HEC are in the intermediate category.

226 Thus, HPG improve considerably the water retention capacity of the mortar compared to the  
227 control without water-retention admixture, as announced by Plank [9]. In addition, the results  
228 are quite comparable to those obtained with the CE of reference.

229 Therefore, HPG can be considered as promising water-retention agents for dry-mix Portland  
230 cement-based mortars.

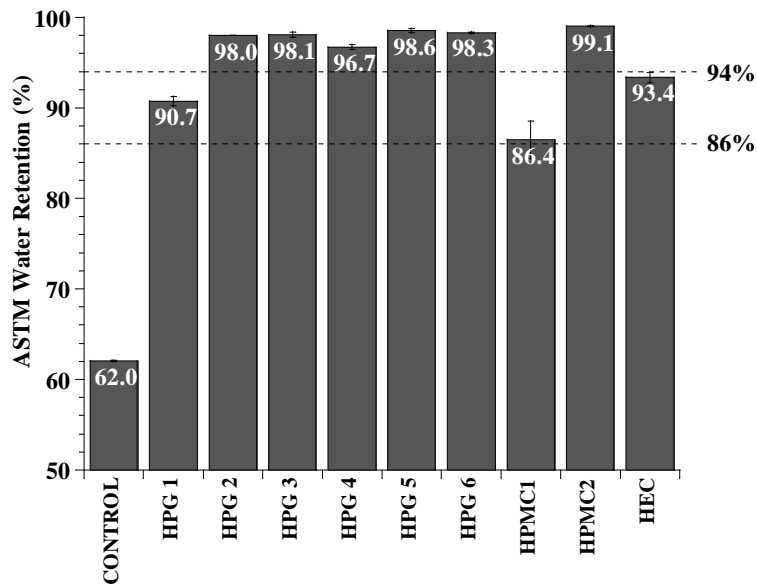


Fig. 3: Water retention capacity of studied mortars with 0.3 %w.t. of admixture.

## 4.2 Impact of HPG on hydration kinetics of cement

### 4.2.1 Delayed effect

The delayed effect of HPG on cement hydration kinetics was monitored by conductivity in a 20 mM lime solution, for ratios  $L/S = 20$  and  $P/C = 2\%$ . To have a clear and readable analysis, all the conductimetric curves will not be presented on the same figure. Thus, Table 3 regroups the conductimetric data obtained (i.e. portlandite precipitation times, delays compared to the control and conductimetric slopes). Fig. 4 presents the influence of the DS on the conductimetric curves by studying HPG 1, 2 and 3 which are the same molecules, except the DS ( $DS_{HPG1} > DS_{HPG2} > DS_{HPG3}$ ). The influence of the alkyl substitution was studied by comparison of HPG 4, 5 and 6 (see Table 2). The conductimetric curves obtained are shown in Fig. 5.

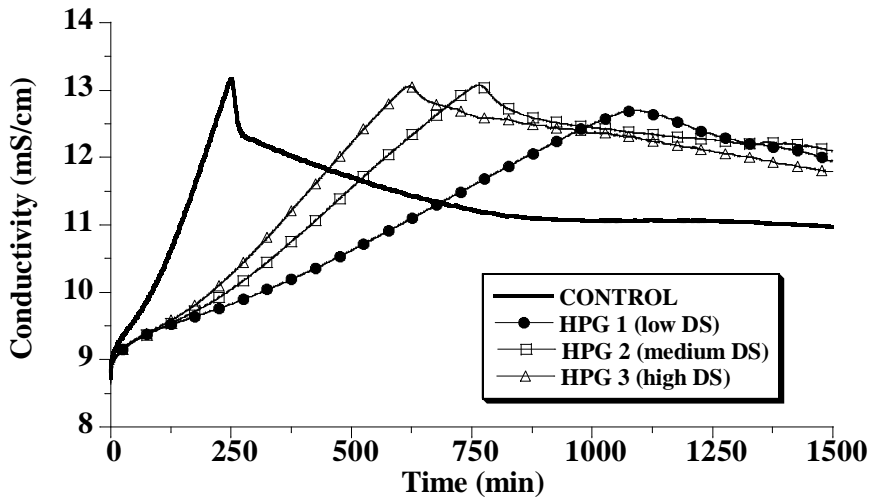
244

245

Table 3: Comparison of conductimetric data according to the admixtures studied

Admixture	Without	HPG 1	HPG 2	HPG 3	HPG 4	HPG 5	HPG 6	HPMC 1	HPMC 2	HEC
Portlandite precipitation time (min)	252 ± 0	1083 ± 13	786 ± 27	611 ± 16	478 ± 9	432 ± 7	420 ± 9	366 ± 3	354 ± 9	1273 ± 15
Delay compared to the control (%)	/	329	212	142	89	71	66	45	40	405
Conductimetric slope ( $\mu\text{S}\cdot\text{cm}^{-1}\cdot\text{min}^{-1}$ )	19.6 ± 1.5	3.3 ± 0.4	5.0 ± 0.5	7.0 ± 0.5	9.6 ± 0.8	11.4 ± 0.9	11.4 ± 0.9	13.5 ± 1.0	13.5 ± 1.7	3.3 ± 0.0

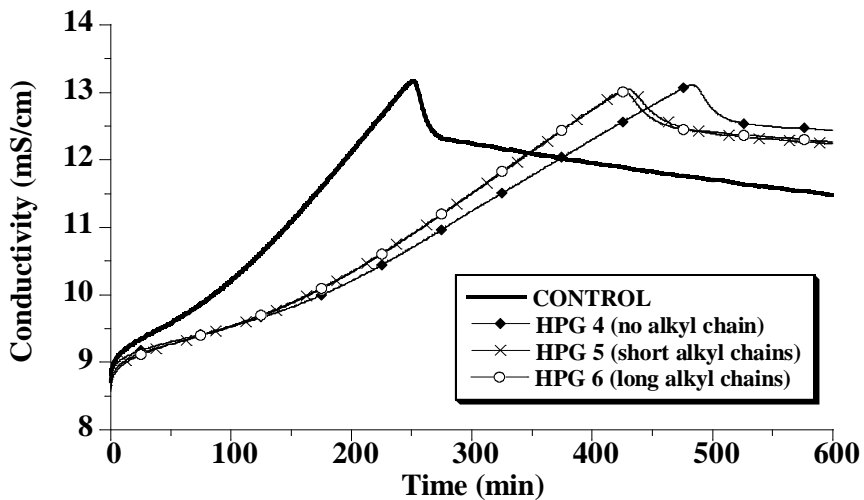
246



247

248

Fig. 4: Influence of the DS on conductimetric curves ( $[\text{Ca}(\text{OH})_2]=20\text{ mM}$ ,  $\text{L/S}=20$ ,  $\text{P/C}=2\%$ ).



249

250

Fig. 5: Influence of alkyl substitution on conductimetric curves ( $[\text{Ca}(\text{OH})_2]=20\text{ mM}$ ,  $\text{L/S}=20$ ,  $\text{P/C}=2\%$ ).

251

252 The conductimetric data (Table 3) highlights the impact of HPG on the kinetics of hydration.  
253 By focusing on the portlandite precipitation time (conductivity drop) and delays, it appears a  
254 wide range of delays induced by the admixtures studied. HPG 5 and 6 exhibit superposed  
255 conductimetric curves and the weaker delay (+71% and +66% respectively). The most  
256 important delay is observed for HPG 1 (+329%). It also appears that delays induced by HPG  
257 are between those obtained for the CE studied (+40% to +405%).

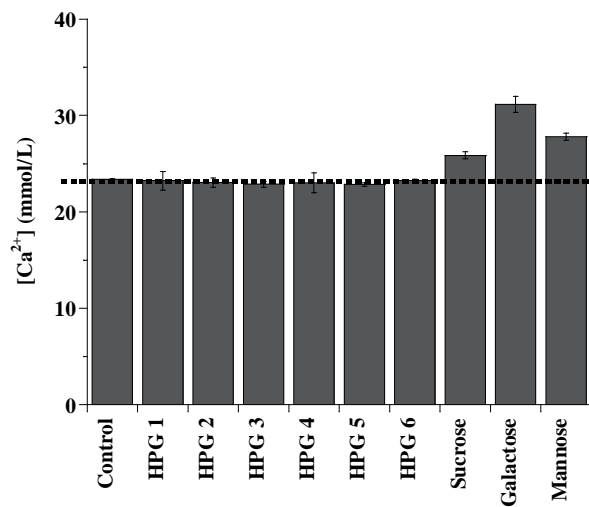
258 Some polysaccharides (dextrines for example [26]) or other admixtures (setting retarding  
259 admixtures such as sugars [19], sodium gluconate [39] or some superplasticizers [36]) induce  
260 a blocking effect or an inhibition of the hydration. Here, from the shape of the conductimetric  
261 curves obtained, HPG involve a small increase in the duration of the “low conductivity  
262 increasing period”. Therefore, this indicates a weak influence of the HPG on the germination  
263 of cement hydrates. The delay of portlandite precipitation time seems to be mainly due to a  
264 slope decrease (Table 3). Indeed, the slope obtained with the control is almost six times  
265 higher than that obtained for HPG 1. The slope of the conductimetric curve is linked to the  
266 growth rate of the hydrated cement phases. HPG seem to act preferentially on the growth of  
267 hydrates phases, rather than on their germination. This could explain the delays observed and  
268 is in agreement with results obtained with CE [40].

269 In addition, delay increases when DS decreases (Fig. 4). Nevertheless, the alkyl substitution  
270 seems to have a slight effect (Fig. 5) because the delay slightly decreases in the presence of  
271 alkyl chains. The effect of the chain length is negligible.

#### 272 4.2.2 Calcium binding capacity

273 The calcium complexation is often advanced as assumption to explain the effect of retarders  
274 [41]. It seemed important to check if HPG complex with calcium ions. The calcium binding  
275 capacity at alkaline pH of the 6 HPG and 3 sugars were conducted and the results are

276 presented in Fig. 6. It appears clearly that the complexation of calcium ions by HPG is null or  
277 very weak, like with CE [42]. Indeed, the value of calcium ions concentration found for the  
278 HPG samples was close to the reference sample and is only due to the lime solubility. Instead,  
279 sugars studied present higher calcium ion concentration due to a greater binding capacity,  
280 which is coherent according to the data of the literature [12,42]. Therefore, calcium ion  
281 complexation is clearly not responsible for the delay of cement hydration induced by HPG.



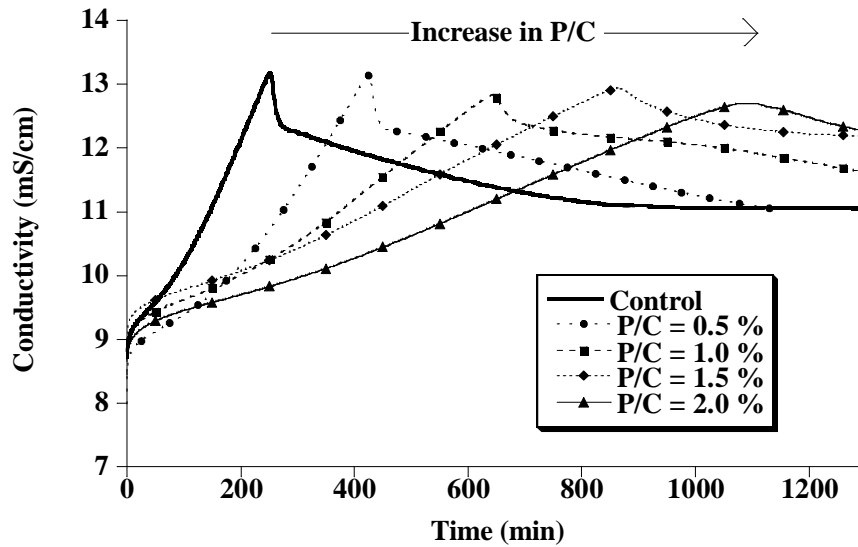
282

283 **Fig. 6: Calcium binding capacity of HPG and monosaccharides.**

#### 284 4.2.3 Influence of polymer concentration

285 The influence of the amount of polymer is studied by conductivity in 20mM lime solution by  
286 varying P/C ratio with a constant L/S ratio (equal to 20) for each HPG. The effect of polymer  
287 concentration is considerable and results in a drastic decrease in the slope (Fig. 7). Thus, a  
288 small increase in the amount of polymer leads to a huge increase in the portlandite  
289 precipitation time, and so in the delay of hydration. Fig. 8 presents the portlandite  
290 precipitation time for each polymer and concentration. The effect of the concentration is  
291 similar whatever the molecule. For each polymer, the more the concentration increases, the  
292 more the delay increases. As the retarding effect is effective at very low HPG concentrations,  
293 it confirms that calcium complexation cannot be responsible for the delay mechanism.

294 It is generally admitted that cement hydration delay induced by admixtures is due to  
 295 adsorption of these molecules to surfaces of the hydrating cement particles and/or surfaces of  
 296 hydration products [41,43]. The concentration dependent behavior of the delay suggests also  
 297 that HPG delay cement hydration via adsorption on the cement phases.

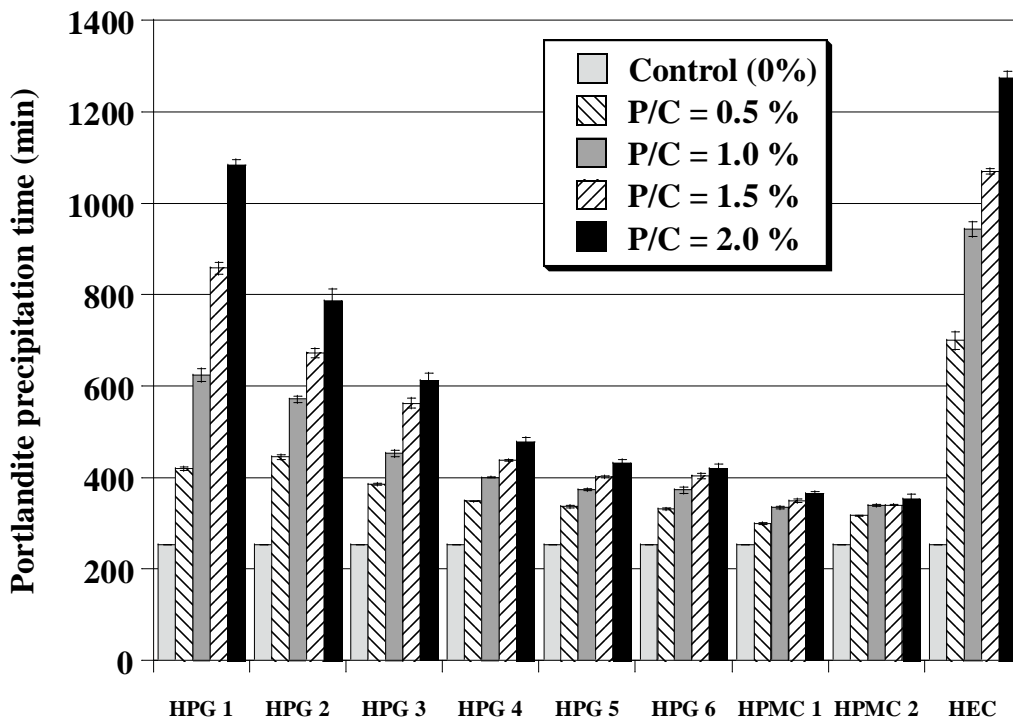


298

299 Fig.7: Conductimetric curves of cement admixed with HPG 1 in lime solution according to the P/C ratio

300

[[Ca(OH)<sub>2</sub>]=20 mM, L/S=20).



301  
302

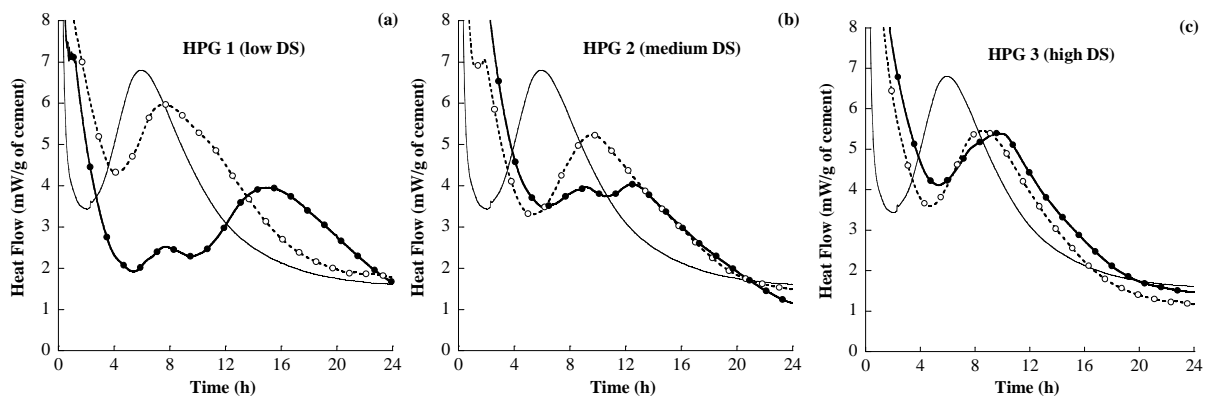
Fig. 8: Influence of admixtures concentrations on portlandite precipitation time.

303 The mechanism responsible for the delay induced by CE is the adsorption of the molecule on  
304 the hydrate cement phases. Indeed, Pourchez et al. have shown evidence of the adsorption of  
305 CE on calcium hydroaluminates [44] and CSH/CH [40]. Polysaccharides are molecules which  
306 contain a lot of polar functional groups (-OH). Therefore, strong interactions, through  
307 electrostatic forces and hydrogen-bonding, can occur between polysaccharides and the highly  
308 polar hydrated phases [43]. The relationship between adsorption and retardation was  
309 previously shown [25,40]. It results that the higher the substituent content is, the weaker the  
310 retardation ability is, because of lower amount of free hydroxyls and so lower adsorption  
311 ability.

312 For HPG, the phenomena could be very close, due to the similarity of the molecules used, in  
313 particular the high content of hydroxyl groups. Wang et al. [45,46] have shown that the  
314 adsorption mechanism of galactomannose polysaccharides at solid-liquid interfaces involves  
315 strong hydrogen bonding. Results obtained are in broad agreement with the relationship  
316 between adsorption and retardation described above. Indeed, qualitative data of DS are  
317 coherent with the delay observed. For example, the comparison of the HPG with different DS  
318 shows that  $t_{CH}(HPG1) > t_{CH}(HPG2) > t_{CH}(HPG3)$  with  $DS(HPG1) < DS(HPG2) < DS(HPG3)$ .  
319 Moreover, delay induced by HPG 4 is slightly higher compared to HPG 5 and 6. The only  
320 difference between these HPG is the substitution of the alkyl chains which could cause steric  
321 hindrance and increase the lipophilic character of the polymer. The presence of alkyl chains  
322 could reduce slightly the adsorption and so the delay. Effectively,  $t_{CH}(HPG4)$  is higher than  
323  $t_{CH}(HPG5,6)$ . Nevertheless, the length of the alkyl chains seems to not affect the adsorption  
324 because the difference on hydration delay is negligible. Indeed, the portlandite precipitation  
325 times for HPG 5 and HPG 6 are very close.

326 4.2.4 Influence of admixture predissolution

327 The effect of the admixture predissolution on the cement hydration kinetics has also been  
328 observed. Firstly, this effect in concentrated paste was studied by isothermal calorimetry.  
329 Heat evolutions within 24h for cement pastes without and with admixtures are presented in  
330 Fig. 9. For admixed cement pastes, HPG 1 (a), HPG 2 (b) and HPG 3 (c) were predissolved or  
331 not.



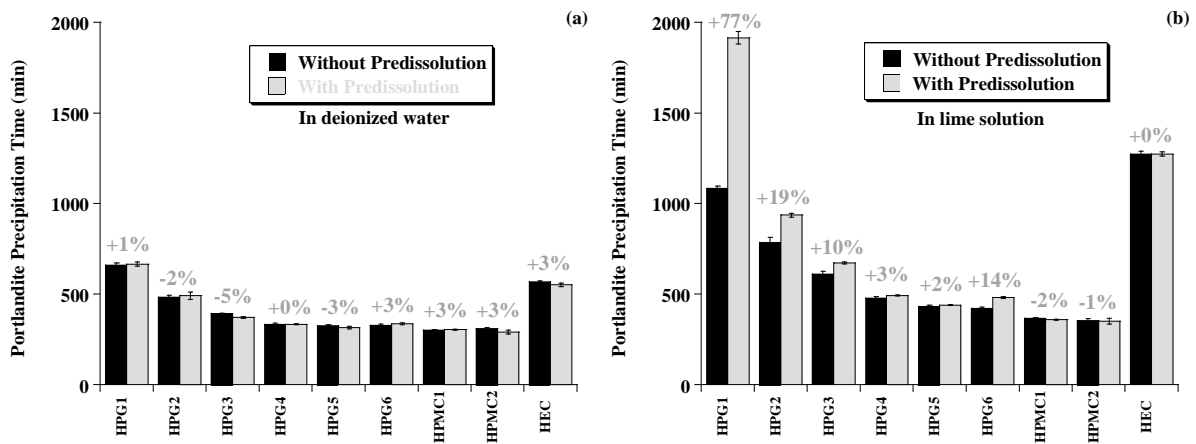
332

333 **Fig. 9: Isothermal calorimetry curves of cement pastes in presence of HPG 1 (a), HPG 2 (b) and HPG 3 (c)**  
334 **( — : control; --○-- : without predissolution; —●— : with admixture predissolution).**

335 Two significant heat flow maxima are observed at early age for the neat cement paste.  
336 According to many authors [47-50], the main peak is attributed to the alite hydration reaction.  
337 The second peak, only visible as a shoulder, corresponds to renewed dissolution of  $C_3A$  once  
338 the solid gypsum has been exhausted. For the cement pastes admixed with HPG and without  
339 predissolution, the main peak is delayed, whatever the admixture. Thus, HPG retard cement  
340 hydration at early age, as well in concentrated cement pastes as in diluted suspensions.

341 The polymer predissolution seems to allow the separation of the main peak into two peaks.  
342 This separation is more easily visible in the case of the HPG 1 (Fig. 9a). For HPG 4, 5 and 6,  
343 which have a high DS, the effect is very weak, as for the HPG 3 (Fig. 9c). For HPG 2 (Fig.  
344 9b), which has an intermediate DS, separation of the peak is less pronounced than in the case

345 of HPG 1, but it is clearly visible. This suggests that the effect is all the more significant since  
 346 the DS is low. Thus, HPG act preferentially either on the alite hydration or on the exhaustion  
 347 of the solid gypsum, which is highlighted when HPG are already in the solution.  
 348 In diluted suspensions, negligible impact of predissolution is observed in water whatever the  
 349 admixture considered (Fig. 10a). However, in lime suspension (Fig. 10b), the impact of  
 350 predissolution is very strong for HPG 1, with a huge increase in portlandite precipitation time  
 351 of 77%. As observed by isothermal calorimetry, the effect decreases when the DS increases: +  
 352 19% for HPG 2 and +10% for HPG 3. The impact of predissolution is negligible for HPG 4  
 353 and 5. For CE, no impact of predissolution is observed too, which is coherent with results of  
 354 Pourchez [51]. For HPG, the delay caused by the polymer is more important after  
 355 predissolution in 20 mM lime solution than in water (no effect), mainly when DS is low. It is  
 356 therefore an effect of the alkalinity of the medium.

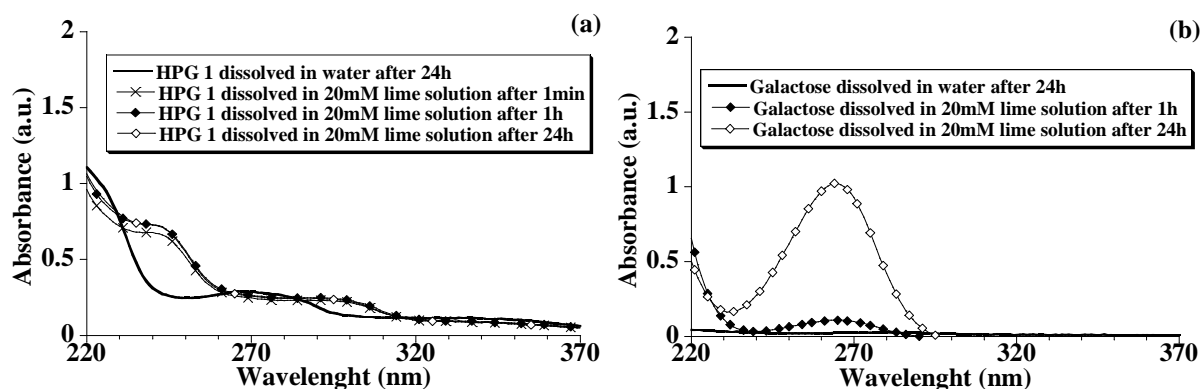


357

358 **Fig. 10: Effect of predissolution of the polymer on portlandite precipitation time in diluted suspensions**  
 359 **with L/S=20 and P/C=2% (a: deionized water; b: 20 mM lime solution).**

360 Different hypotheses can be considered. The polymer could be degraded due to the high  
 361 alkalinity reached when cement dissolves. This degradation could lead to the formation of  
 362 carboxylates by peeling reaction, molecules known to have a strong retarding effect [52]. The  
 363 predissolution in lime would promote this degradation, resulting in an increase in the delay.

364 Ultra-violet spectroscopy allows highlighting alkaline degradation. Indeed, the alkaline  
365 degradation of sugars leads to the formation of a large peak in the UV range, between 250 and  
366 300 nm, due to the formation of saccharinic acids or the enolization of the sugars [12]. To  
367 investigate this effect, HPG and sugars (samples tested in calcium binding experiments) were  
368 stirred in water and lime solution. UV-Vis absorption spectra were carried out over time. Fig.  
369 11 shows these results in case of HPG 1 and galactose, representing HPG and sugars  
370 respectively. In the case of HPG 1, the absorption spectra are different in water and in lime  
371 solution. Nevertheless, the difference is almost instantaneous and then remains stable over  
372 time. Therefore, it cannot be due to alkaline degradation. The difference in intensity is only  
373 due to HPG dissolution. For the other 5 HPG, no difference was observed between UV-Vis  
374 absorption spectra of polymer dissolved in water and in lime solution. On the contrary, sugars  
375 exhibit actually alkaline degradation. A new peak appears and grows with time when they are  
376 dissolved in lime solution.



378 **Fig. 11: Effect of dissolution media on UV-Vis absorption spectra of HPG 1 (a) and galactose (b).**

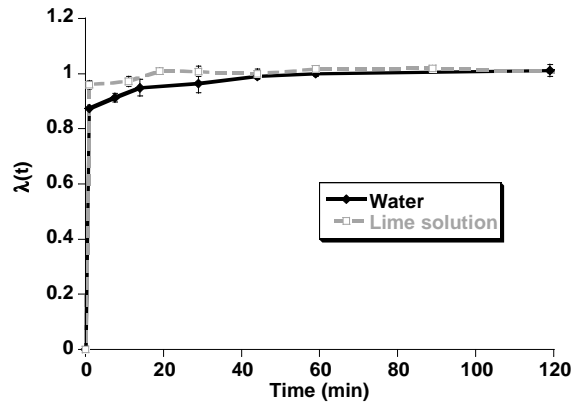
379 Moreover, an infrared investigation was made to determine if carboxylates are formed after  
380 dissolution of HPG in alkaline media. As above, HPG were stirred in water and lime solution.  
381 After 24h, solutions were neutralized and then placed in an oven until evaporation of the

382 liquid phase. Solid residues were analyzed by infrared spectrometry. No band at  $1590\text{ cm}^{-1}$ ,  
383 corresponding to carboxylates functions, was observed, neither in water nor in lime solution.  
384 Thus, experiments on HPG indicate their alkaline stability. This is consistent with the  
385 hypotheses of many authors. A reduction in intrinsic viscosity has been observed for  
386 galactomannans under alkaline conditions [53–55]. However, according to these authors, this  
387 reduction is not due to degradation by a peeling reaction, but to inhibition of intermolecular  
388 interactions (hyperentanglement) because of ionization of hydroxyl groups. Izaguirre et al.  
389 reached the same conclusion with HPG [29]. Furthermore, similar results of polysaccharide  
390 alkaline stability were observed with CE [42].

391 A second hypothesis would be slower dissolution kinetics of the polymer in lime solution than  
392 in water. In that case, in lime solution, the polymer is not fully active to delay the cement  
393 hydration without predissolution because the dissolution would be slowdown. On the  
394 contrary, predissolution leads to the complete dissolution of the polymer and therefore a  
395 maximum delay. In water, if the dissolution is fast, predissolution could have no effect. Fig.  
396 12 presents the effect of the media on the dissolution kinetics for HPG 1. Dissolution is very  
397 fast, both in water and in 20 mM lime solution. The polymer seems to be completely  
398 dissolved after 40 min, whatever the dissolution media. Same results are obtained for the  
399 other HPG. Thus, dissolution kinetics cannot be responsible for the predissolution effect on  
400 cement hydration kinetics. Moreover, guar gum is known to be easily soluble [56].

401

402



403

404

**Fig. 12: Dissolution kinetics in water and in 20mM lime solution of HPG 1 at 2 g/L.**

405

According to some authors, hydroxyl groups of galactomannans [53–55] and HPG [29] would

406

ionize in alkaline media. It seems very probable that predissolving the polymer in the lime

407

solution would ionize a maximum of hydroxyl groups and thus enhance the adsorption of

408

polysaccharide on the cement phases. So, the delayed effect is greater after predissolution in

409

lime solution, but there is no change after predissolution in water. That would explain why

410

HPG 1, which is the polymer with the lower DS, thus higher amount of polysaccharidic

411

backbone hydroxyl groups, is the most sensitive to predissolution. Furthermore, this

412

hypothesis is coherent with the adsorption mechanism via the hydroxyl sites proposed to

413

explain hydration delay induced by HPG. This is consistent with the effect of HPG

414

predissolution in water observed by isothermal calorimetry too. Indeed, calorimetry

415

experiments were made in concentrated pastes. The paste is quickly saturated in lime and the

416

pH increases almost instantly. Thus, even if the polymer is predissolved in water, phenomena

417

occurring are closer to what was observed in conductivity experiments after predissolution in

418

lime solution.

## 419 **5 Conclusions**

420 Based upon this study, it appears that HPG delayed cement hydration with an influence on the  
421 growth of the hydrates, rather than on the germination of hydrates. Complexation of calcium  
422 ions does not explain this effect. A strong impact of the concentration on the hydration  
423 kinetics was observed. The results and the molecular similarity with CE suggest that the delay  
424 effect is due to the adsorption of the HPG via the interaction between hydroxyl groups and the  
425 highly polar hydrated phases. This hypothesis is coherent with the qualitative data of DS.

426 An increase in portlandite precipitation time was noticed after predissolution of HPG in lime  
427 solution. It was shown that no alkaline degradation of HPG occurs. Moreover, no difference  
428 of admixture dissolution kinetics in water or lime solution was observed. Thus, these two  
429 phenomena are not responsible for the increase in the delay. We put forward that the  
430 ionization of hydroxyl groups in alkaline media enhances the delay. This is consistent with  
431 the adsorption theory. In addition, calorimetric investigations on predissolution effect show  
432 that the delayed effect induced by HPG would be more specific on silicate or aluminate  
433 reaction.

434 Finally, this paper initiates the study of the interaction between cement and HPG. This  
435 polymer, whose study is very scarce in literature, presents very interesting properties.  
436 Especially, water retention properties are comparable to those obtained with CE, with the  
437 advantage of producing lower pollution during the manufacturing. Therefore, it is very  
438 important to improve knowledge of the impact of HPG on cement hydration kinetics.

## 439 **Acknowledgments**

440 The authors would like to acknowledge Lamberti S.p.A. for the provided products.

442 **References**

- 443 [1] L. Bertrand, S. Maximilien, R. Guyonnet, Wedge Splitting Test: A test to measure the  
444 polysaccharide influence on adhesion of mortar on its substrate, Proceedings of the 11th  
445 International Congress on Polymers in Concrete, Berlin, Germany (2004) 569-576.
- 446 [2] A. Jenni, L. Holzer, R. Zurbruggen, M. Herwegh, Influence of polymers on microstructure  
447 and adhesive strength of cementitious tile adhesive mortars, *Cem. Concr. Res.* 35 (1) (2005)  
448 35-50.
- 449 [3] L. Patural, P. Marchal, A. Govin, P. Grosseau, B. Ruot, O. Devès, Cellulose ethers  
450 influence on water retention and consistency in cement-based mortars, *Cem. Concr. Res.*  
451 41(1) (2011) 46-55.
- 452 [4] H. B. Wagner, Polymer modification of portland-cement systems, *Chemtech* 3 (2) (1973),  
453 105–108
- 454 [5] V. A. Ghio, P. J. M. Monteiro, L. A. Demsetz, The rheology of fresh cement paste  
455 containing polysaccharide gums, *Cem. Concr. Res.* 24 (2) (1994) 243-249.
- 456 [6] K. H. Khayat, Effect of antiwashout admixtures on fresh concrete properties, *ACI Mater.*  
457 *J.* 92 (2) (1995) 164-171.
- 458 [7] K. H. Khayat, A. Yahia, Effect of welan gum-high-range water reducer combinations on  
459 rheology of cement grout, *ACI Mater. J.* 94 (5) (1997) 365-372.
- 460 [8] H. Paiva, L. M. Silva, J. A. Labrincha, V. M. Ferreira, Effects of a water-retaining agent  
461 on the rheological behaviour of a single-coat render mortar, *Cem. Concr. Res.* 36 (7) (2006)  
462 1257-1262.
- 463 [9] J. Plank, Applications of biopolymers and other biotechnological products in building  
464 materials, *Appl. Microbiol. Biotechnol.* 66 (1) (2004) 1-9.

- 465 [10] Y. Chen, X. Wu, X. Miao, J. Luo, B. Jiang, Determination of the degree of substitution  
466 of hydroxypropyl guar gum at C-6 by Pyrolysis-Gas Chromatography spectrometry,  
467 Carbohyd. Polym. 82 (3) (2010) 829-832.
- 468 [11] J. F. Young, A review of the mechanisms of the set-retardation in portland cement pastes  
469 containing organic admixtures, Cem. Concr. Res. 2 (4) (1972) 415-433.
- 470 [12] N. L. Thomas, J. D. Birchall, The retarding action of sugars on cement hydration, Cem.  
471 Concr. Res. 13 (6) (1983) 830-842.
- 472 [13] J. H. Taplin, Discussion of "Some chemical additions and admixtures in cement paste  
473 and concrete" by H.E. Vivian, Proceedings of the 4th International Congress on the  
474 Chemistry of Cement, Washington, 7 (1) (1962) 909-926.
- 475 [14] G. M. Bruere, Set-retarding effects of sugars in Portland cement pastes, Nature 212  
476 (1966) 502-503.
- 477 [15] N. B. Singh, Effect of gluconates on the hydration of cement, Cem. Concr. Res. 6 (1976)  
478 455-460.
- 479 [16] J. D. Birchall, N. L. Thomas, The mechanism of retardation of setting of OPC by sugars,  
480 Proceedings of British Ceramic Proceedings, London, 35 (1984) 305-315.
- 481 [17] M. C. Garci Juenger, H. M. Jennings, New insights into the effects of sugar on the  
482 hydration and microstructure of cement pastes, Cem. Concr. Res. 32 (3) (2002) 393-399.
- 483 [18] V. K. Peterson, M. C. Garci Juenger, Time-resolved quasielastic neutron scattering study  
484 of the hydration of tricalcium silicate: effects of CaCl<sub>2</sub> and sucrose, Phys. Rev. B 385-386 (1)  
485 (2006) 222-224.
- 486 [19] L. Zhang, L. J. J. Catalan, R. J. Balec, A. C. Larsen, H. H. Esmaili, S. D. Kinrade,  
487 Effects of saccharide set retarders on the hydration of ordinary portland cement and pure  
488 tricalcium silicate, J. Am. Ceram. Soc. 93 (1) (2010) 279-287.

- 489 [20] M. Alesiani, S. Capuani, R. Giorgi, B. Maraviglia, I. Pirazzoli, F. Ridi, P. Baglioni,  
490 Influence of cellulosic additives on tricalcium silicate hydration: nuclear magnetic resonance  
491 relaxation time analysis, *J. Phys. Chem. B* 108 (15) (2004) 4869-4874.
- 492 [21] A. M. Betioli, P. J. P. Gleize, D. A. Silva, V. M. John, R. G. Pileggi, Effect of HMEC on  
493 the consolidation of cement pastes: Isothermal calorimetry versus oscillatory rheometry, *Cem.*  
494 *Concr. Res.* 39 (5) (2009) 440-445.
- 495 [22] E. Knapen, D. Van Gemert, Cement hydration and microstructure formation in the  
496 presence of water-soluble polymers, *Cem. Concr. Res.* 39 (1) (2009) 6-13.
- 497 [23] F. Ridi, E. Fratini, F. Mannelli, P. Baglioni, Hydration process of cement in the presence  
498 of a cellulosic additive. A calorimetric investigation, *J. Phys. Chem. B* 109 (30) (2005)  
499 14727-14734.
- 500 [24] D. A. Silva, P. J. M. Monteiro, The influence of polymers on the hydration of portland  
501 cement phases analyzed by soft X-ray transmission microscopy, *Cem. Concr. Res.* 36 (8)  
502 (2006) 1501-1507.
- 503 [25] H. J. Weyer, I. Müller, B. Schmitt, D. Bosbach, A. Putnis, Time-resolved monitoring of  
504 cement hydration: Influence of cellulose ethers on hydration kinetics, *Nucl. Instrum. Meth. B*  
505 238 (1-4) (2005) 102-106.
- 506 [26] A. Peschard, A. Govin, P. Grosseau, B. Guilhot, R. Guyonnet, Effect of polysaccharides  
507 on the hydration of cement paste at early ages, *Cem. Concr. Res.* 34 (11) (2004) 2153-2158.
- 508 [27] J. Pourchez, A. Peschard, P. Grosseau, R. Guyonnet, B. Guilhot, F. Vallée, HPMC and  
509 HEMC influence on cement hydration, *Cem. Concr. Res.* 36 (2) (2006) 288-294.
- 510 [28] J. Pourchez, P. Grosseau, R. Guyonnet, B. Ruot, HEC influence on cement hydration  
511 measured by conductometry, *Cem. Concr. Res.* 36 (9) (2006) 1777-1780.

- 512 [29] A. Izaguirre, J. Lanas, J. I. Álvarez, Characterization of aerial lime-based mortars  
513 modified by the addition of two different water-retaining agents, *Cem. Concr. Comp.* 33 (2)  
514 (2011) 309-318.
- 515 [30] D. Risica, M. Dentini, V. Crescenzi, Guar gum methyl ethers. Part I. Synthesis and  
516 macromolecular characterization, *Polymer* 46 (26) (2005) 12247-12255.
- 517 [31] B. Biasotti, M. Giudici, V. Langella, U. Pfeiffer, Highly substituted hydroxypropylguar:  
518 a strong contribution to construction chemistry, *Proceedings of the Third International*  
519 *Drymix Mortar Conference, Nürnberg, Germany* (2011).
- 520 [32] Standard C1506-09, Standard test Method for Water Retention of Hydraulic Cement-  
521 Based Mortars and Plasters. *Am. Soc. Test. Mat.* (2009).
- 522 [33] EN 196-1, Methods of testing cement — Part 1: Determination of strength (2006).
- 523 [34] A. Nonat, J. C. Mutin, X. Lecoq, S. P. Jiang, Physico-chemical parameters determining  
524 hydration and particle interactions during the setting of silicate cements, *Solid State Ionics*  
525 101-103 (2) (1997) 923-930.
- 526 [35] D. Damidot, A. Nonat, P. Barret, Kinetics of Tricalcium Silicate Hydration in Diluted  
527 Suspensions by Microcalorimetric Measurements, *J. Am. Ceram. Soc.* 73 (11) (1990) 3319-  
528 3322.
- 529 [36] C. Comparet, A. Nonat, S. Pourchet, J. P. Guicquero, E. Gartner, Chemical interaction of  
530 di-phosphonate terminated monofunctional polyoxethylene superplasticizer with hydrating  
531 tricalcium silicate, *Proceedings of the 6th CANMET/ACI International Conference on*  
532 *Superplasticizers and Other Chemical Admixtures in Concrete* (1997) 61-74.
- 533 [37] V. S. Ramachandran, M. S. Lowery, Conduction calorimetric investigation of the effect  
534 of retarders on the hydration of Portland cement, *Thermochim. Acta* 195 (1992) 373-387.
- 535 [38] NF DTU 26.1, *Travaux d'enduits de mortiers* (2008).

- 536 [39] S. Garrault, A. Nonat, Y. Sallier, L. Nicoleau, On the origin of the dormant period of  
537 cement hydration », Proceedings of the 13th International Congress on the Chemistry of  
538 Cement, Madrid, Spain (2011).
- 539 [40] J. Pourchez, P. Grosseau, B. Ruot, Changes in C3S hydration in the presence of cellulose  
540 ethers, *Cem. Concr. Res.* 40 (2) (2010) 179-188.
- 541 [41] J. Cheung, A. Jeknavorian, L. Roberts, D. Silva, Impact of admixtures on the hydration  
542 kinetics of Portland cement, *Cem. Concr. Res.* 41 (12) (2011) 1289-1309.
- 543 [42] J. Pourchez, A. Govin, P. Grosseau, R. Guyonnet, B. Guilhot, B. Ruot, Alkaline stability  
544 of cellulose ethers and impact of their degradation products on cement hydration, *Cem.*  
545 *Concr. Res.* 36 (7) (2006) 1252-1256.
- 546 [43] C. Jolicoeur, M. A. Simard, Chemical admixture-cement interactions: Phenomenology  
547 and physico-chemical concepts, *Cem. Concr. Comp.* 20 (2-3) (1998) 87-101.
- 548 [44] J. Pourchez, P. Grosseau, B. Ruot, Current understanding of cellulose ethers impact on  
549 the hydration of C3A and C3A-sulphate systems, *Cem. Concr. Res.* 39 (8) (2009) 664-669.
- 550 [45] J. Wang, P. Somasundaran, D. R. Nagaraj, Adsorption mechanism of guar gum at solid–  
551 liquid interfaces, *Min. Eng.* 18 (1) (2005) 77-81.
- 552 [46] J. Wang, P. Somasundaran, Study of galactomannose interaction with solids using AFM,  
553 IR and allied techniques, *J. Colloid Interf. Sci.* 309 (2) (2007) 373-383.
- 554 [47] H. Minard, S. Garrault, L. Regnaud, A. Nonat, Mechanisms and parameters controlling  
555 the tricalcium aluminate reactivity in the presence of gypsum, *Cem. Concr. Res.* 37 (10)  
556 (2007) 1418-1426.
- 557 [48] C. Hesse, F. Goetz-Neunhoeffler, et J. Neubauer, A new approach in quantitative in-situ  
558 XRD of cement pastes: Correlation of heat flow curves with early hydration reactions, *Cem.*  
559 *Concr. Res.* 41 (1) (2011) 123-128.

560 [49] J. W. Bullard, H. M. Jennings, R. A. Livingston, A. Nonat, G. W. Scherer, J. S.  
561 Schweitzer, K. L. Scrivener, J. J. Thomas, Mechanisms of cement hydration, *Cem. Concr.*  
562 *Res.* 41 (12) (2011) 1208-1223.

563 [50] A. Quennoz, K. L. Scrivener, Hydration of C3A–gypsum systems, *Cem. Concr. Res.* 42  
564 (7) (2012) 1032-1041.

565 [51] J. Pourchez, « Aspects physico-chimiques de l'interaction des éthers de cellulose avec la  
566 matrice cimentaire », PhD Thesis, Ecole Nationale Supérieure des Mines de Saint-Etienne  
567 (2006) 285 p.

568 [52] Y. Ohama, Polymer-based admixtures, *Cem. Concr. Comp.* 20 (2-3) (1998) 189-212.

569 [53] E. R. Morris, A. N. Cutler, S. B. Ross-Murphy, D. A. Rees, J. Price, Concentration and  
570 shear rate dependence of viscosity in random coil polysaccharide solutions, *Carbohydr. Polym.*  
571 1 (1) (1981) 5-21.

572 [54] F. M. Goycoolea, E. R. Morris, M. J. Gidley, Viscosity of galactomannans at alkaline  
573 and neutral pH: evidence of 'hyperentanglement' in solution, *Carbohydr. Polym.* 27 (1) (1995)  
574 69-71.

575 [55] J. P. Doyle, G. Lyons, E. R. Morris, New proposals on "hyperentanglement" of  
576 galactomannans: Solution viscosity of fenugreek gum under neutral and alkaline conditions,  
577 *Food Hydrocolloid.* 23 (6) (2009) 1501-1510.

578 [56] P. A. Dakia, B. Wathelet, M. Paquot, Influence de la teneur en galactose sur les  
579 interactions moléculaires et sur les propriétés physico-chimiques des galactomannanes en  
580 solution, *Biotechnol. Agron. Soc. Environ.* 14 (1) (2010) 213-223.