



**HAL**  
open science

## Optimal Gathering in Radio Grids with Interference

Jean-Claude Bermond, Joseph Peters

► **To cite this version:**

Jean-Claude Bermond, Joseph Peters. Optimal Gathering in Radio Grids with Interference. Theoretical Computer Science, 2012, 457, pp.10-26. 10.1016/j.tcs.2012.07.021 . hal-00747751

**HAL Id: hal-00747751**

**<https://hal.science/hal-00747751>**

Submitted on 1 Nov 2012

**HAL** is a multi-disciplinary open access archive for the deposit and dissemination of scientific research documents, whether they are published or not. The documents may come from teaching and research institutions in France or abroad, or from public or private research centers.

L'archive ouverte pluridisciplinaire **HAL**, est destinée au dépôt et à la diffusion de documents scientifiques de niveau recherche, publiés ou non, émanant des établissements d'enseignement et de recherche français ou étrangers, des laboratoires publics ou privés.

# Optimal Gathering in Radio Grids with Interference

Jean-Claude Bermond<sup>a</sup>, Joseph G. Peters<sup>b,\*</sup>

<sup>a</sup>*Projet MASCOTTE, I3S-CNRS/INRIA/Université de Nice-Sophia Antipolis, 2004 Route des Lucioles, BP 93, F-06902 Sophia Antipolis Cedex, France*

<sup>b</sup>*School of Computing Science, Simon Fraser University, Burnaby, British Columbia, V5A 1S6, Canada*

---

## Abstract

We study the problem of gathering information from the nodes of a radio network into a central node. We model the network of possible transmissions by a graph and consider a binary model of interference in which two transmissions interfere if the distance in the graph from the sender of one transmission to the receiver of the other is  $d_I$  or less. A *round* is a set of compatible (i.e., non-interfering) transmissions. In this paper, we determine the exact number of rounds required to gather one piece of information from each node of a square two-dimensional grid into the central node. If  $d_I = 2k - 1$  is odd, then the number of rounds is  $k(N - 1) - c_k$  where  $N$  is the number of nodes and  $c_k$  is a constant that depends on  $k$ . If  $d_I = 2k$  is even, then the number of rounds is  $(k + \frac{1}{4})(N - 1) - c'_k$  where  $c'_k$  is a constant that depends on  $k$ . The even case uses a method based on linear programming duality to prove the lower bound, and sophisticated algorithms using the symmetry of the grid and non-shortest paths to establish the matching upper bound. We then generalize our results to hexagonal grids.

*Keywords:* Radio communication, interference, grids, gathering

---

## 1. Introduction

In this paper, we study a problem suggested by France Telecom concerning the design of efficient strategies to provide Internet access using wireless devices (see [9]). Typically, several houses in a village need access to a gateway (a satellite antenna) to transmit and receive data over the Internet. To reduce the cost of the transceivers, multi-hop wireless relay routing is used. Information can be transmitted from a node to any node within distance  $d_T$ . In this paper, we assume that  $d_T = 1$  and we will model the network of possible communications by a symmetric directed communication graph  $G = (V, E)$  in which the vertices represent the nodes (wireless devices) of the network and there is a pair of arcs, one arc in each direction, between two vertices if the corresponding nodes can communicate.

However, a transmission can *interfere* with reception at nodes that are close to the transmitter. If two transmissions are mutually non-interfering, we say that they are *compatible*. The goal is to provide efficient access by the users to the gateway within these interference constraints. We will use the term *round* to mean a set of compatible transmissions or *calls*. Time is slotted and the network is assumed to be synchronous, so a one-hop transmission of one piece of information consumes one time slot. Calls made during the same time slot cannot interfere, so the calls made during one time slot constitute a round. We are interested in schedules that minimize the number of rounds (completion time).

These hypotheses are strong and assume a centralized view. However, the values of the completion times that we obtain will give lower bounds on the corresponding real life values. Stated differently, if the value of the completion time is fixed, then our results will give upper bounds on the maximum possible number of users in the network.

---

\*Corresponding author. *Phone:* 1-778-782-3780, *FAX:* 1-778-782-3045

*Email addresses:* Jean-Claude.Bermond@inria.fr (Jean-Claude Bermond), peters@cs.sfu.ca (Joseph G. Peters)

In this paper, we will use a binary model of interference based on distances in the communication graph. Let  $d(u, v)$  denote the distance (that is, the length of a shortest path) between  $u$  and  $v$  in  $G$ . We assume that when a vertex  $u$  transmits, all vertices  $v$  such that  $d(u, v) \leq d_I$  are subject to interference from  $u$ 's transmission. This model is a simplification of reality in which a node can be subject to interference from all of the other nodes, and models based on signal-to-noise ratio are more accurate. However, our model is more accurate than both the classical half duplex model of wired networks in which a vertex of a communication graph cannot transmit and receive at the same time, and the basic binary model ( $d_I = 1$ ) in which a vertex only experiences interference when one of its neighbours transmits. We assume that all vertices of  $G$  have the same interference range  $d_I$ ; in fact  $d_I$  is only an upper bound on the possible range of interference because obstacles can reduce the interference range.

Some authors consider models based on Euclidean distance, but these models do not take into account obstacles. In this paper, we consider square grids as models of urban situations. The distance in a grid is the rectilinear distance between the corresponding nodes in the Euclidean plane. If the rectilinear distance is  $d$ , then the Euclidean distance is between  $\frac{d\sqrt{2}}{2}$  and  $d$ . So, rectilinear distance is a good approximation to Euclidean distance when  $d_I$  is small, and this is usually the case in practice. Later, we will generalize our results to hexagonal grid graphs which provide an even better approximation to Euclidean distance. (If the distance in the hexagonal grid is  $d$ , then the Euclidean distance is between  $\frac{d\sqrt{3}}{2}$  and  $d$ .) Furthermore, hexagonal grids are a good model of cellular networks.

We study the problem of *gathering* one piece of information from each vertex into a central gateway vertex for transmission over the Internet. The inverse problem of gathering, in which each vertex receives a personalized piece of information from the central vertex, is called *distribution* or *personalized broadcasting*. When the graph is symmetric, the two problems are equivalent; the personalized broadcasting problem can be solved by reversing the order and directions of the transmissions in a gathering protocol. Indeed, if two calls  $(s, r)$  and  $(s', r')$  are compatible, then  $d(s, r') > d_I$  and  $d(s', r) > d_I$ , so the reverse calls are also compatible. We assume that all pieces of information are of the same size, and that pieces of information cannot be concatenated, so each transmission involves one piece of information, which we call a *message*, and takes one time unit. The gathering problem then becomes one of organizing the transmissions into rounds of compatible calls so that the number of rounds is minimized.

A problem that is similar to ours appears in the context of sensor networks. (See [15] for an on-line list of references.) Each device in a sensor network collects data from its immediate environment and the information from all sensors needs to be gathered into a base station. A major goal in sensor network protocols is to minimize energy consumption and most research assumes that data can be combined (or *aggregated*) to reduce transmission costs. In contrast, our goal is to minimize time and we do not allow any combination of data. A model that is closer to ours is considered in [12]. The model includes reachability and interference constraints like our model, but there are a number of differences. The nodes in [12] have directional antennae and no buffering capacity whereas we assume omni-directional transmission and reception and allow buffering of messages. Furthermore, most of the results in [12] use an interference model in which each node can either send or receive a message in each time slot. This can be viewed as  $d_I = 0$  in our model. Under their assumptions, the authors give optimal (polynomial-time) gathering protocols for paths and tree networks. Their work has been extended to general graphs with unit-length messages in [13].

Gathering problems like the one that we study in this paper have received much recent attention. A survey can be found in [10]. A protocol for general graphs with an arbitrary amount of information to be transmitted from each vertex is presented in [3]. The protocol is an approximation algorithm with performance ratio at most 4. It is also shown in [3] that there is no fully polynomial time approximation scheme for gathering if  $d_I > d_T$ , unless  $\mathcal{P} = \mathcal{NP}$ , and the problem is  $\mathcal{NP}$ -hard if  $d_I = d_T$ . If each vertex has exactly one piece of information to transmit, the problem is  $\mathcal{NP}$ -hard if  $d_I > d_T$  [3] and if  $d_I = d_T = 1$  [17]. A modified version of the problem in which messages can be released over time is considered in [11] and a 4-approximation algorithm is presented. In [2], general lower bounds and protocols are given for  $d_T \geq 1$  for various networks such as trees and stars.

The one-dimensional version of the problem studied in this paper, that is, gathering into a designated vertex of a path, is considered in [1]. The problem is solved when the gateway vertex is at one end of the

path and is partly solved when the gateway is in the centre of the path. Optimal protocols have also been designed for trees with  $d_I = 1$  in [8]. When no buffering is allowed, the problem has been solved for trees for  $d_I = 1$  [5] and for general  $d_I$  [4] (where a closed-form expression is given when all vertices have exactly one piece of information to transmit). For square grids with the gateway in the centre, a multiplicative 1.5-approximation algorithm is given in [18] and an additive +1 approximation algorithm is given in [6].

A model with continuous traffic demands and a symmetric interference condition is considered in [16] and systolic algorithms are given. In this model, the problem is to satisfy a flow demand in minimum time. The problem is shown to be related to an optimization problem called the *round weighting problem* and duality is used to find optimal solutions. The problem studied in [16] can be viewed as a relaxation of the problem that we study and we will extend their duality method to prove our lower bounds. Note that the interference condition in [16] is symmetric; two calls interfere if any two vertices, one from each call, are within distance  $d_I$ . The results for this continuous model have been used in [14] to obtain results for the grid with the gateway in any position, arbitrary traffic demands, and symmetric interference with  $d_I = 1$ .

In Section 3, we determine the exact number of rounds to gather one message from each vertex into the central gateway vertex of a square grid with  $N = n^2$  vertices and odd interference distance  $d_I = 2k - 1$ . The first few values are  $N - 1$  (the total number of messages to be gathered) when  $d_I = 1$ ,  $2(N - 1) - 4$  when  $d_I = 3$ , and  $3(N - 1) - 16$  when  $d_I = 5$ . In general, the number of rounds is  $k(N - 1) - c_k$  where  $c_k$  is a constant that depends on  $k$ . We give a short direct proof of the lower bound. We establish the matching upper bound by providing a protocol and proving that it is correct. In Section 4, we determine the exact number of rounds to gather in a square grid with  $N$  vertices and even interference distance  $d_I = 2k$ . The first few values are  $\frac{5}{4}(N - 1) - 1$  when  $d_I = 2$ ,  $\frac{9}{4}(N - 1) - 6$  when  $d_I = 4$ , and  $\frac{13}{4}(N - 1) - 20$  when  $d_I = 6$ . The general pattern is  $(k + \frac{1}{4})(N - 1) - c'_k$  where  $c'_k$  is a constant that depends on  $k$ . The bounds for even  $d_I$  are considerably more difficult to prove than the bounds for odd  $d_I$ . We prove the lower bound by extending a method based on linear programming duality from [16]. The matching upper bound is established by giving a protocol and proving its correctness. In Section 5, we generalize our techniques to hexagonal grids. The next section contains definitions and notation. Early versions of some of the results in this paper were presented in [7].

## 2. Definitions and Notation

We assume that  $G = (V, E)$  is a square grid with  $N = n^2$  vertices. We will concentrate on the case when  $n = 2p + 1$  is odd and the vertices are arranged symmetrically around a central vertex  $v_0$  with  $p$  columns of vertices on either side of the vertical axis through  $v_0$  and  $p$  rows above and below the horizontal axis through  $v_0$ . The vertices of the grid are labelled  $(x, y)$  with  $-p \leq x \leq p$  and  $-p \leq y \leq p$ , and the central vertex is  $v_0 = (0, 0)$ . The vertex  $(x, y)$  has four neighbours in  $G$ , namely the vertices  $(x, y \pm 1)$  and  $(x \pm 1, y)$ . We will use  $N_d$  to denote the number of vertices that are at distance exactly  $d$  from  $v_0$ . We have that  $N_0 = 1$ ,  $N_d = 4d$  for  $1 \leq d \leq p$ , and  $N_d = 4(2p + 1 - d)$  for  $p < d \leq 2p$ .

We define the rotation  $\rho$  to be the one-to-one mapping  $\rho((x, y)) = (-y, x)$ , which corresponds to a counter-clockwise rotation in the plane of  $\frac{\pi}{2}$  around the central vertex  $v_0$ . Similarly,  $\rho^2((x, y)) = (-x, -y)$  corresponds to a rotation of  $\pi$ , and  $\rho^3((x, y)) = (y, -x)$  corresponds to a rotation of  $\frac{3\pi}{2}$ . For a set  $S$  of vertices, we define  $\rho(S) = \{\rho(v) | v \in S\}$ . For an arc  $e = (u, v)$ ,  $\rho(e)$  is the arc  $(\rho(u), \rho(v))$ . Similarly, for a directed path  $P$  consisting of the sequence of vertices  $v_1, v_2, \dots, v_h$ , we define  $\rho(P)$  to be the directed path  $\rho(v_1), \rho(v_2), \dots, \rho(v_h)$ .

It will be useful to have names for various regions of the grid. We split the grid into four disjoint regions  $R_E, R_N, R_W$ , and  $R_S$ . Region  $R_E$  consists of the vertices  $(x, y)$  with  $0 < x \leq p$  and  $-x < y \leq x$ . The other regions are obtained by rotations, namely  $R_N = \rho(R_E)$ ,  $R_W = \rho(R_N) = \rho^2(R_E)$ , and  $R_S = \rho(R_W) = \rho^2(R_N) = \rho^3(R_E)$ .

In a radio network, a transmission is sent to all neighbours of the transmitter (at distance  $d_T = 1$  in this paper). However, only one copy of the message needs to reach  $v_0$ , so it is only necessary for one of the neighbours to forward the message. Thus, we can consider a transmission to be a call involving a single pair  $(s, r)$  where  $s$  is the sender and  $r$  the receiver of the message, and we can represent calls as arcs (arrows)

in our figures. To be successful, a call should not interfere with any other calls that occur during the same time slot. As we said in the introduction, we will use a binary model of interference based on distance in the communication graph. When the distance  $d(s_i, r_j)$  between the sender of one call  $(s_i, r_i)$  and the receiver of a second call  $(s_j, r_j)$  is such that  $1 < d(s_i, r_j) \leq d_I$ , then the transmission of  $s_i$  is too weak to be received by  $r_j$ , but it is strong enough to interfere with the reception of call  $(s_j, r_j)$  by  $r_j$ .

Several examples of interference are shown in Figure 1. In the figure, the calls  $(s_1, r_1)$  and  $(s_3, r_3)$  are compatible when  $d_I = 3$  and so are the calls  $(s_3, r_3)$  and  $(s_4, r_4)$ . All other pairs of calls are incompatible. For example, the call  $(s_1, r_1)$  does not interfere with reception at  $r_2$ , but  $(s_2, r_2)$  interferes with reception at  $r_1$ , so these calls are incompatible.

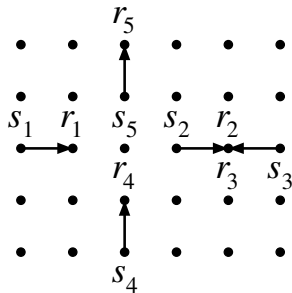


Figure 1: Examples of interference for  $d_I = 3$ .

For both odd  $d_I = 2k - 1$  and even  $d_I = 2k$ , the *interference zone* consists of the vertices  $(x, y)$  at distance at most  $k$  from  $v_0$ , that is  $|x| + |y| \leq k$ . The interference zones are shown as shaded areas in Figure 2. For even  $d_I = 2k$ , the vertices at distance  $k + 1$  from  $v_0$  define the *partial interference boundary* which is shown as a dashed box in Figure 2(b).

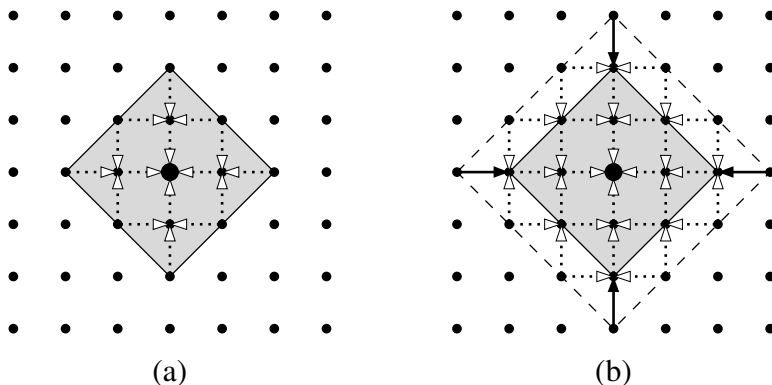


Figure 2: Interference zones for (a)  $d_I = 3$ , (b)  $d_I = 4$ .

Figure 2 shows some of the possible calls around the central vertex  $v_0$ , which is represented by a large circle. In Figure 2(a),  $d_I = 3$  is odd. None of the calls shown in the shaded *interference zone* are compatible with each other, so at most one of these calls can be done at any given time. The situation is more complicated when  $d_I$  is even. In Figure 2(b),  $d_I = 4$ . All of the calls shown in the shaded interference zone interfere with each other as in the odd case, but the ways in which information can enter vertices on the boundary of the interference zone are more restricted. The largest subset of compatible calls from vertices on the partial interference boundary to vertices on the boundary of the interference zone is the subset of four calls shown with solid arrows. All other such calls can only be done two or three at a time.

### 3. Square Grids - Odd Interference Distance

In this section we assume a square grid with  $N = n^2$  vertices,  $n = 2p + 1$ , odd interference distance  $d_I = 2k - 1$ ,  $k \geq 1$ , and  $p \geq k$ .

**Theorem 1.** *Suppose that  $n = 2p + 1$  and  $d_I = 2k - 1$  are odd and  $p \geq k$ . Then the number of rounds needed to gather in a square grid with  $N = n^2$  vertices is at least  $k(N - 1) - c_k$ , where  $c_k = \frac{2k(k+1)(k-1)}{3}$ .*

PROOF. The message of each vertex at distance  $i > k$  from  $v_0$  must use  $k$  calls inside the interference zone, all of them pairwise interfering, to reach  $v_0$ . The message of each vertex at distance  $i \leq k$  from  $v_0$  must use  $i$  calls inside the interference zone. So, the total number of rounds is at least  $\sum_{i=1}^k iN_i + k(N - \sum_{i=0}^k N_i) = k(N - 1) - \sum_{i=1}^k (k - i)N_i$ . Noting that  $N_i = 4i$  for  $1 \leq i \leq k$ , we get  $c_k = \sum_{i=1}^k (k - i)N_i = 4k \sum_{i=1}^k i - 4 \sum_{i=1}^k i^2 = \frac{2k(k+1)(k-1)}{3}$ .  $\square$

Now we describe a protocol that achieves the bound of Theorem 1. The general idea is to organize the calls into stages of  $4k$  rounds. We say that a vertex is *active* if it has messages that need to be sent or forwarded to  $v_0$ . Otherwise it is called *dormant*. In each stage, we select four active vertices that are outside the interference zone and arranged symmetrically around  $v_0$  and four directed paths (*dipaths*) connecting the selected vertices to  $v_0$ . Messages are forwarded along the four dipaths for  $4k$  rounds. At the end of the stage, the four selected vertices become dormant, all other vertices on the four dipaths have sent one message and received another, and  $v_0$  has received four more messages. The dipaths are chosen in such a way that the calls in each round are compatible. We iterate this procedure until the only remaining active vertices are inside the interference zone around  $v_0$ . Sequential calls inside the interference zone are then used to move the remaining messages into  $v_0$ .

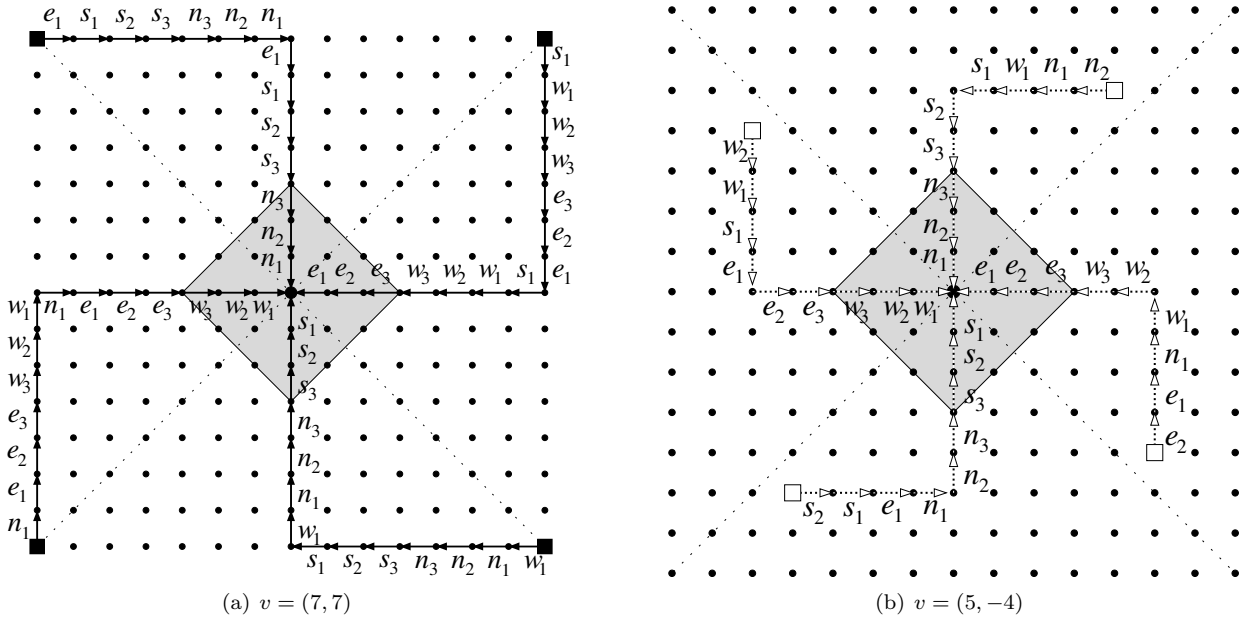


Figure 3: Gathering stages for  $d_I = 5$ .

Figure 3 shows two examples of stages. The labels indicate the rounds during which the calls are made. The precise meaning of these labels will be explained later but the reader can verify that the round labelled  $e_i$  (resp.,  $n_i, w_i, s_i$ ),  $1 \leq i \leq k$ , includes a call along the east (resp., north, west, south) axis from the vertex at distance  $i$  from  $v_0$  to the vertex at distance  $i - 1$ . Note that these  $4k$  calls are mutually incompatible.

Stages are executed sequentially, so that at any given time, only one set of dipaths is being used. It is not hard to verify that the calls in Figure 3(a) are compatible in each round, and similarly for Figure 3(b). In general, dipaths in region  $R_E$  go towards the positive  $x$  axis and then along the axis to  $v_0$ . The dipaths in the three other quadrants are obtained by rotations.

**Theorem 2.** *Suppose that  $n = 2p + 1$  and  $d_I = 2k - 1$  are odd and  $p \geq k$ . Then gathering in a square grid with  $N = n^2$  vertices can be completed in  $k(N - 1) - c_k$  rounds, where  $c_k = \frac{2k(k+1)(k-1)}{3}$  and this is optimal.*

PROOF. We describe the dipaths to be used in each stage of the protocol with reference to a sequence of directed trees called *gathering trees*. The initial gathering tree is a directed spanning tree that includes all vertices and a set of arcs described below. The gathering tree for each stage is a subtree of the initial tree that includes all vertices that are active at the beginning of that stage. The dipaths that are used in a stage are dipaths in the gathering tree for that stage. The initial tree consists of the arcs directed towards  $v_0$  along the four axes and the arcs directed towards  $v_0$  along the perpendicular lines inside each of the four regions. For region  $R_E$ , the tree contains the horizontal arcs  $((x, 0), (x + 1, 0))$ ,  $0 \leq x < p$ , the vertical arcs  $((x, y), (x, y + 1))$ ,  $1 \leq x \leq p$ ,  $0 \leq y < x$ , and the vertical arcs  $((x, y), (x, y + 1))$ ,  $2 \leq x \leq p$ ,  $-x + 1 \leq y \leq -1$ . The arcs in the other regions are obtained by rotations. Note that the distances in the trees are the same as the distances in the grid, so the dipaths in the trees are shortest paths. Figure 4 shows a gathering tree for  $p = 6$  (and  $n = 2p + 1 = 13$ ). All arcs in the tree are directed towards  $v_0$ , but the arrowheads are omitted from Figure 4 (and some later figures) to simplify the diagram.

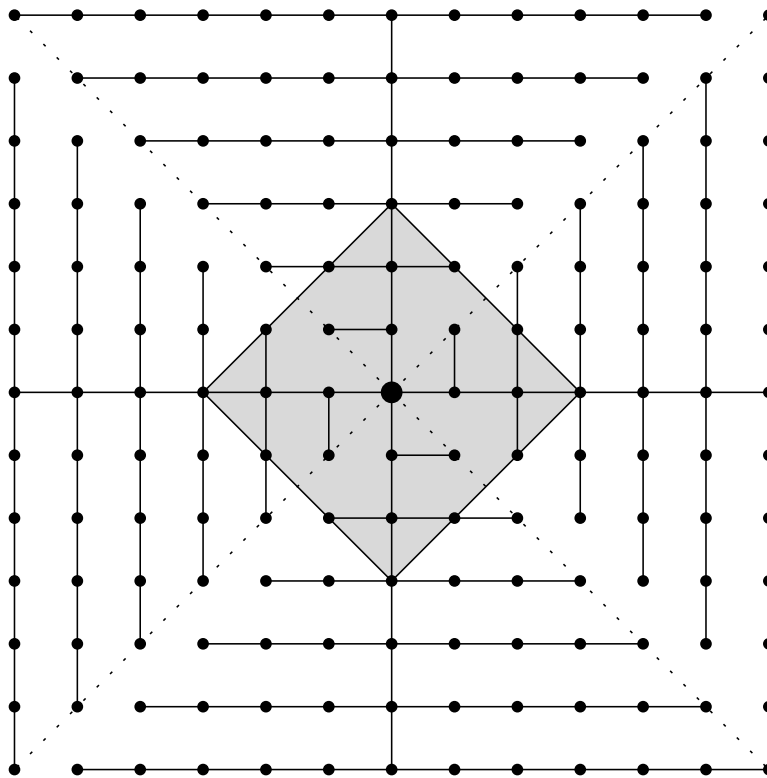


Figure 4: Gathering tree for  $d_I = 5$ .

In each stage, we select a leaf  $v = (x, y)$  of the current gathering tree in the region  $R_E$  and outside the interference zone and its three rotated images  $\rho(v)$ ,  $\rho^2(v)$ , and  $\rho^3(v)$ . The calls are done for  $4k$  rounds along the four dipaths  $P(v)$ ,  $\rho(P(v))$ ,  $\rho^2(P(v))$ , and  $\rho^3(P(v))$  where  $P(v)$  is the dipath in the gathering tree from  $v$  to  $v_0$ . Each arc of the dipaths is involved in exactly one call. We claim that at the end of

each stage the four selected leaves become dormant and all of the other active vertices have exactly one message. The proof is by induction. The claim is true at the beginning as all of the vertices are active and have exactly one message. After a given stage, the four selected leaves have sent one message but received none so they become dormant and are deleted from the gathering tree. The other vertices on the dipaths (except  $v_0$ ) will have sent one message and received one message. So, all vertices remaining in the gathering tree will be active and will have exactly one message. After  $\frac{1}{4}(N - \sum_{i=0}^k N_i)$  stages of  $4k$  rounds, all of the vertices outside of the interference zone will be dormant. It then takes  $\sum_{i=1}^k iN_i$  sequential calls into the interference zone to move the remaining messages into  $v_0$ . This establishes the upper bound  $\sum_{i=1}^k iN_i + k(N - \sum_{i=0}^k N_i)$  on the number of rounds which matches the lower bound of Theorem 1.

Now we specify the  $4k$  rounds precisely for the stage when the selected leaves are  $v = (x, y)$  in  $R_E$  and its rotated images. First, suppose that  $y \geq 0$ . (The case  $y < 0$  is similar and is discussed later.) The dipath  $P((x, y))$  consists of the  $y$  vertical arcs  $((x, z), (x, z - 1))$  for  $y \geq z > 0$ , followed by the  $x$  horizontal arcs  $((t, 0), (t - 1, 0))$  for  $x \geq t > 0$ . Each arc will be used by exactly one call during the stage and the call will be made during a round that depends on the distance of the arc from  $v_0$ . We label the  $4k$  rounds of each stage with the labels  $e_i, n_i, w_i, s_i$ ,  $1 \leq i \leq k$ . We specify the labels for  $P((x, y))$  in the opposite direction to the dipath, that is, starting at  $v_0$  and working towards  $(x, y)$ . The first  $2k + 1$  labels are  $e_1, e_2, \dots, e_k, w_k, w_{k-1}, \dots, w_1, s_1$ . If the dipath has more than  $2k + 1$  arcs, then the pattern is repeated until all arcs from  $v_0$  to  $(x, y)$  are labelled. According to this labelling, a call  $(s, r)$  on  $P$  that satisfies  $d(s, v_0) = d$  is labelled  $e_i$  if  $d \equiv i \pmod{2k + 1}$  and  $1 \leq i \leq k$ ,  $w_{2k+1-i}$  if  $d \equiv i \pmod{2k + 1}$  and  $k + 1 \leq i \leq 2k$ , and  $s_1$  if  $d \equiv 0 \pmod{2k + 1}$ .

To specify the labels for the three rotated dipaths, we associate a one-to-one mapping  $\omega$  with the rotation  $\rho$ . The mapping  $\omega$  acts on the labels of the arcs as follows:  $\omega(e_i) = n_i$ ,  $\omega(n_i) = w_i$ ,  $\omega(w_i) = s_i$ , and  $\omega(s_i) = e_i$ . So, if arc  $e$  in  $P(v)$  is labelled  $l$ , then arc  $\rho(e)$  in the rotated dipath  $\rho(P(v))$  is labelled  $\omega(l)$ . For example, the arcs of  $\rho(P(x, y))$  starting at  $v_0$  are labelled with the repeating pattern  $n_1, n_2, \dots, n_k, s_k, s_{k-1}, \dots, s_1, e_1$ . Figure 3(a) shows the dipaths and labels for  $v = (x, y) = (7, 7)$ ,  $k = 3$ , and  $d_I = 2k - 1 = 5$ .

To finish the proof, we have to show that there is no interference among the  $4(x + y)$  calls in the stage. Two calls can only interfere if they have the same label (i.e., they are made in the same round). Suppose that two calls  $(s, r)$  and  $(s', r')$  have the same label. To prove that they are compatible, we have to show that our labelling scheme ensures that  $d(s, r') \geq 2k > d_I$  and  $d(s', r) \geq 2k > d_I$ . Since  $d(s, r) = d(s', r') = 1$ , showing that  $d(s, s') \geq 2k + 1$  will ensure that the two calls are compatible.

*Case 1:* the two calls are on the same dipath. Recall that the dipath in the tree is a shortest path; therefore, as the repeated sequence of labels has length  $2k + 1$ , the distance between  $s$  and  $s'$  is  $2k + 1$ .

*Case 2:*  $(s, r)$  is on the dipath  $P$  and  $(s', r')$  is on  $\rho^2(P)$ . If  $d(s, v_0) \geq 2k + 1$  or  $d(s', v_0) \geq 2k + 1$ , then  $d(s, s') \geq 2k + 1$  and the calls are compatible, so the only possibility for conflicts is when  $d(s, v_0) \leq 2k$  and  $d(s', v_0) \leq 2k$ . If both calls are labelled  $e_i$ , then, by definition of round  $e_i$ ,  $d(s, v_0) = i$ ,  $d(s', v_0) = 2k + 1 - i$ , and  $d(s, s') = 2k + 1$ . If both calls are labelled  $w_i$ , then, by definition of round  $w_i$ ,  $d(s, v_0) = 2k + 1 - i$ ,  $d(s', v_0) = i$ , and  $d(s, s') = 2k + 1$ . The proof for the pair of dipaths  $\rho(P)$  and  $\rho^3(P)$  is similar.

*Case 3:*  $(s, r)$  is on  $P$  and  $(s', r')$  is on  $\rho(P)$ . (The proofs for other pairs of dipaths that differ by a rotation of  $\frac{\pi}{2}$  are similar.) If  $x \leq k$ , then  $d(s, v_0) \leq 2k$  (because  $-x < y \leq x$  in region  $R_E$ ), and there are no common labels on the two dipaths. Otherwise the only possible common labels are  $s_1$  and  $e_1$ .

*Subcase 3(a):*  $k + 1 \leq x \leq 2k$ . The dipaths are of length at most  $4k$  and there is at most one call labelled  $s_1$  on  $P$  and at most one call labelled  $\omega(s_1) = e_1$  on  $\rho(P)$ . If there is a call  $(s, r)$  labelled  $s_1$  on  $P$ , then the coordinates of  $s$  are  $x_s = x$  and  $y_s = 2k + 1 - x$ , while the only call  $(s', r')$  labelled  $s_1$  on  $\rho(P)$  has  $x_{s'} = -(2k - x)$  and  $y_{s'} = x$ . Therefore,  $d(s, s') = x + (2k - x) + x - (2k + 1 - x) = 2x - 1 \geq 2k + 1$ , as  $x \geq k + 1$ . If there is a call  $(s', r')$  labelled  $e_1$  on  $\rho(P)$ , then the coordinates of  $s'$  are  $y_{s'} = x$  and  $x_{s'} = -(2k + 1 - x)$ , and  $d(s', v_0) = 2k + 1$ , so the call  $(s, r)$  labelled  $e_1$  with  $s = (1, 0)$  has  $d(s', s) = 2k + 2$ . If there is a second call  $(s'', r'')$  labelled  $e_1$  on  $P$ , then its coordinates are  $x_{s''} = x$  and  $y_{s''} = 2k + 2 - x$ , and  $d(s'', s') = x + (2k + 1 - x) + x - (2k + 2 - x) = 2x - 1 \geq 2k + 1$ .

*Subcase 3(b):*  $x \geq 2k + 1$ . The sending vertices of all arcs labelled  $s_1$  on  $P$  are at distance at least  $2k + 1$  from all vertices of  $\rho(P)$ , so there are no conflicts. Similarly, the senders of all arcs labelled  $e_1$  on  $\rho(P)$  are at distance at least  $2k + 1$  from  $P$ .



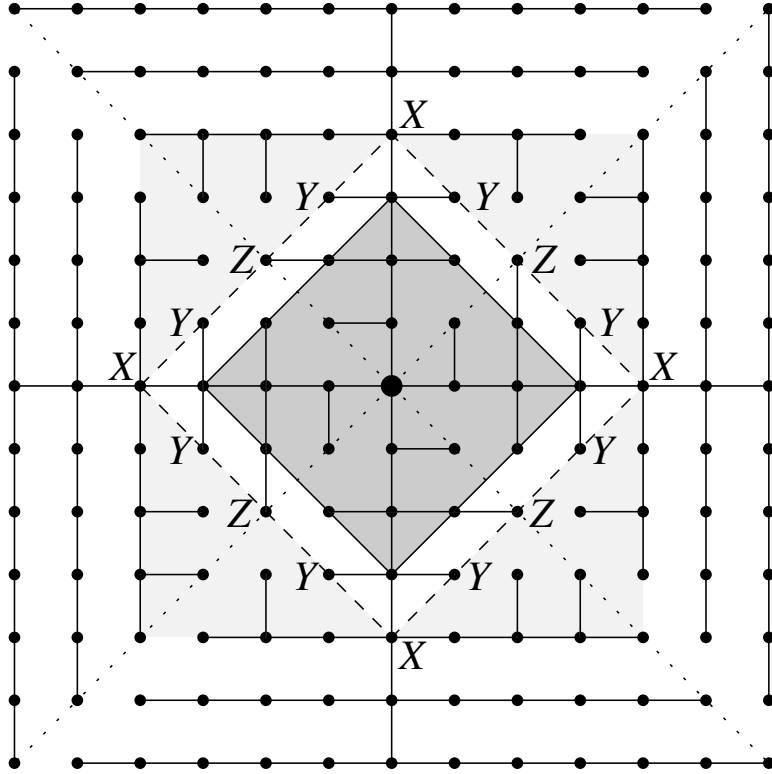


Figure 5: Gathering tree for  $d_I = 6$ .

The proof for the case  $y < 0$  is similar to the case  $y \geq 0$ . The only difference is that the label  $s_1$  is replaced by  $n_1$  in the pattern of  $2k+1$  labels for dipath  $P$ , and corresponding changes are made in the rotated dipaths. Figure 3(b) shows the dipaths and labels for  $v = (x, y) = (5, -4)$ ,  $k = 3$ , and  $d_I = 2k - 1 = 5$ .  $\square$

#### 4. Square Grids - Even Interference Distance

In this section, we assume a square grid with  $N = n^2$  vertices,  $n = 2p + 1$ , even interference distance  $d_I = 2k$ ,  $k \geq 1$ , and  $p \geq k + 1$ . Both the protocol and the proof of the lower bound for even  $d_I$  are more complicated than for odd  $d_I$  because the interference pattern is more complicated. Some of the differences can be seen by comparing Figures 4 and 5. When  $d_I = 2k - 1$  is odd, as it is in Figure 4, we only have to distinguish between calls inside the shaded *interference zone* bounded by vertices  $(x, y)$  at distance  $k$  from  $v_0$  and calls outside the interference zone. When  $d_I = 2k$  is even, there are four zones as shown in Figure 5. (Note that the dipaths in the gathering tree in Figure 5 are directed towards  $v_0$  but the arrowheads are omitted to simplify the diagram.) The behaviour inside the darkly-shaded interference zone and in the area outside of the square bounded by vertices with  $|x| \geq k + 1$  and  $|y| \geq k + 1$  is the same as when  $d_I$  is odd. The interference patterns for calls originating on the *partial interference boundary* defined by vertices at distance  $k + 1$  from  $v_0$  (shown as a dashed box in Figure 5) are different and affect both the lower bound and the protocol. Calls originating outside the partial interference boundary but inside the square with  $|x| \geq k + 1$  and  $|y| \geq k + 1$  (the lightly shaded area of Figure 5) do not affect the lower bound, but the gathering tree must be modified to avoid interference. Note that for these vertices the distances in the trees are greater than the distances in the grid and the dipaths to be used will not be shortest dipaths. The labels  $X, Y$ , and  $Z$  in Figure 5 will be explained later.

In the previous section, we gave a short direct proof of a lower bound when  $d_I$  is odd. We have not

found a convincing direct proof of a lower bound when  $d_I$  is even because of the large number of cases that must be argued. We will use a different method based on linear programming duality which can be used to prove lower bounds for both even and odd  $d_I$ . Our method is based on a proof technique that was introduced in [16] to solve bandwidth allocation problems in radio networks with continuous traffic demands. The continuous gathering problem in [16] is a special case that can be formulated as a linear programming problem. The solution of the linear programming problem gives an upper bound on the gathering time. The solution of the dual linear programming problem gives a lower bound on the time to gather information into the central vertex  $v_0$ . Our problem is different in that each vertex only sends one piece of information to  $v_0$  and we seek an integral solution that minimizes the number of rounds. However, we can extend the technique of [16] to provide tight lower bounds for our problem.

A feasible solution for our gathering problem in a grid  $G = (V, E)$  consists of a set of dipaths to  $v_0$ , one dipath  $P(v)$  from each  $v \in V$ ,  $v \neq v_0$ , and an ordered sequence of rounds that specifies the calls. For each dipath  $P(v)$ , the sequence of rounds must contain a subsequence that includes the arcs of  $P(v)$  in the order that they occur on  $P(v)$ . This is necessary to allow the message of  $v$  to reach  $v_0$ . We want to find an optimal feasible solution that minimizes the total number of rounds.

Let  $\mathcal{R} = \{R_1, R_2, \dots, R_r\}$  be the set of all possible different rounds, where a round is any set of compatible calls in  $G = (V, E)$ . Note that  $\mathcal{R}$  can be exponential in size. A gathering protocol uses a sequence of rounds from  $\mathcal{R}$ . Typically, a protocol will use only a small subset of  $\mathcal{R}$  and may use some  $R_i$  more than once. Let  $\mathcal{P} = \{P(v) | v \in V, v \neq v_0\}$  be a set of dipaths and let  $T_{\mathcal{P}}$  be the minimum number of rounds to complete gathering using  $\mathcal{P}$ . We want to determine the minimum time  $T$  over all possible sets of dipaths  $\mathcal{P}$ , that is  $T = \min_{\mathcal{P}} T_{\mathcal{P}}$ .

To obtain a lower bound, it suffices to consider a relaxed version of the problem in which we concentrate on the structure of the rounds and ignore their order in the sequence. In particular, the number of rounds containing each arc  $e$  must be at least as large as the number of dipaths containing  $e$ . This condition is necessary so that all messages that need to traverse arc  $e$  can do so.

Let  $\pi_{\mathcal{P}}(e)$  denote the number of dipaths of a set  $\mathcal{P}$  that contain arc  $e \in E$ . A feasible solution of the relaxed problem for a given set  $\mathcal{P}$  is a set of integers  $W_{\mathcal{P}} = \{w_i | 1 \leq i \leq r\}$ , where  $w_i$  is the number of times that round  $R_i$  is used in the solution. Let  $\mathcal{R}_e = \{i | e \in R_i\}$ . Then the number of times that an arc  $e \in E$  is used in the solution is  $\eta_{W_{\mathcal{P}}}(e) = \sum_{i \in \mathcal{R}_e} w_i$ . We want to find a solution with the minimum total number of rounds such that the number of rounds containing each arc  $e$  is at least as large as the number of dipaths containing  $e$ . In order to use linear programming duality, we need to further relax our problem to allow non-integer solutions  $W_{\mathcal{P}}$ . With this further relaxation, we can now state the relaxed problem for a given set of dipaths  $\mathcal{P}$  as:

$$\text{Minimize } S_{\mathcal{P}} = \sum_{i=1}^r w_i \text{ subject to } (\forall e \in E) \eta_{W_{\mathcal{P}}}(e) \geq \pi_{\mathcal{P}}(e).$$

We can express this problem in terms of matrices as:

$$\text{Minimize } S_{\mathcal{P}} = \mathbf{1} \cdot W^T \text{ subject to } R \cdot W^T \geq \Pi_{\mathcal{P}}^T,$$

where  $W^T$  is the column vector  $[w_1, w_2, \dots, w_r]^T$ ,  $\Pi_{\mathcal{P}}^T$  is the column vector  $[\pi_{\mathcal{P}}(e_1), \pi_{\mathcal{P}}(e_2), \dots, \pi_{\mathcal{P}}(e_{|E|})]^T$ ,  $\mathbf{1}$  is the vector  $[1, 1, \dots, 1]$  of length  $r$ , and  $R$  is the binary matrix with  $|E|$  rows corresponding to the arcs of  $G$ ,  $r$  columns corresponding to the rounds of  $\mathcal{R}$ , and a 1 in row  $j$  and column  $i$  if arc  $e_j$  is used in  $R_i$ .

The dual problem has the form:

$$\text{Maximize } S_{\mathcal{P}}^D = \Pi_{\mathcal{P}} \cdot \Lambda^T \text{ subject to } R^T \cdot \Lambda^T \leq \mathbf{1}^T,$$

where  $R^T$  is the transpose of matrix  $R$ ,  $\mathbf{1}^T$  is the column vector  $[1, 1, \dots, 1]^T$  of length  $r$ , and the solution  $\Lambda = [\lambda(e_1), \dots, \lambda(e_{|E|})]$  is a vector of weights on the arcs of  $E$  with  $0 \leq \lambda(e) \leq 1$ ,  $\forall e \in E$ . The weight  $\lambda(e)$  can be viewed as the cost (fraction of a round) to move a message across the arc  $e$  in a dipath. The dual problem can also be expressed as:

$$\text{Maximize } S_{\mathcal{P}}^D = \sum_e \pi_{\mathcal{P}}(e) \lambda(e) \text{ subject to}$$

$$(\forall R_i \in \mathcal{R}) \sum_{e \in R_i} \lambda(e) \leq 1. \quad (*)$$

By linear programming duality, we have  $S_{\mathcal{P}}^D = S_{\mathcal{P}}$ . Furthermore,  $S_{\mathcal{P}} \leq T_{\mathcal{P}}$  because  $S_{\mathcal{P}}$  is an upper bound for a relaxed version of our gathering problem. Therefore, a lower bound on  $S_{\mathcal{P}}^D$  for all feasible sets  $\mathcal{P}$  is a lower bound on the time  $T = \min_{\mathcal{P}} T_{\mathcal{P}}$  for our gathering problem.

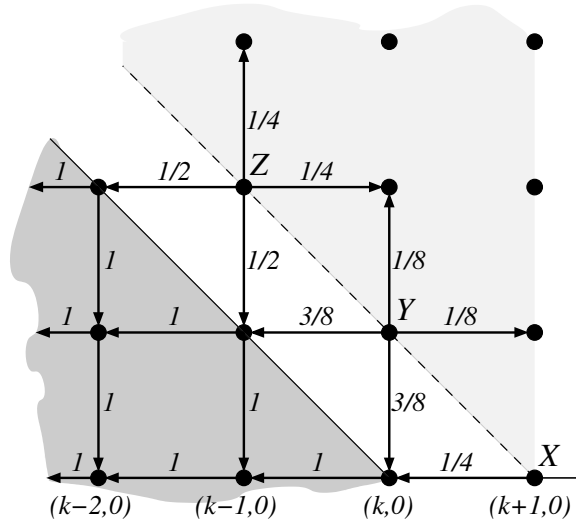
Let  $\tau_{\mathcal{P}}(v) = \sum_{e \in P(v)} \lambda(e)$ . Then  $S_{\mathcal{P}}^D = \sum_e \pi_{\mathcal{P}}(e) \lambda(e) = \sum_v \tau_{\mathcal{P}}(v)$ . Intuitively,  $\tau_{\mathcal{P}}(v)$  is the cost (in rounds) to move a message from  $v$  to  $v_0$  along the dipath  $P(v) \in \mathcal{P}$  and  $\tau_{\min}(v) = \min_{\mathcal{P}} \tau_{\mathcal{P}}(v)$  is the minimum cost to move a message from  $v$  to  $v_0$  along any dipath. For any set of values  $\{\lambda(e_1), \lambda(e_2), \dots, \lambda(e_{|E|})\}$  satisfying constraint (\*), we have

$$T \geq \sum_v \tau_{\min}(v). \quad (**)$$

The lower bound method works for both even and odd  $d_I$ . The application of the method is considerably simpler for odd  $d_I$  than for even  $d_I$ , and is also easier to explain because we can appeal to the direct proof of Theorem 1 for intuition. So, we will give a second proof of Theorem 1 to illustrate the application of the method. Then we will use it to prove a lower bound for the more complicated even case.

Let us apply this method for odd  $d_I = 2k - 1$ . Choose  $\lambda(e) = 1$  for each arc  $e = (s, r)$  inside the interference zone with  $1 \leq d(s, v_0) \leq k$  and  $d(r, v_0) = d(s, v_0) - 1$ , and choose  $\lambda(e) = 0$  for all other arcs. Since all calls inside the interference zone interfere with each other, at most one arc with  $\lambda(e) = 1$  can be used in a round, and constraint (\*) is satisfied. Now, for a vertex  $v$  inside the interference zone with  $d(v, v_0) = i \leq k$ , any dipath from  $v$  to  $v_0$  uses at least  $i$  arcs with  $\lambda(e) = 1$  and so  $\tau_{\min}(v) \geq i$ . For a vertex  $v$  with  $d(v, v_0) \geq k$ , any dipath from  $v$  to  $v_0$  uses at least  $k$  arcs with  $\lambda(e) = 1$  and so  $\tau_{\min}(v) \geq k$ . Therefore, using (\*\*), we have  $T \geq \sum_v \tau_{\min}(v) \geq \sum_{i=1}^k iN_i + k(N - \sum_{i=0}^k N_i)$  which matches the lower bound of Theorem 1.

Before we apply the method for even  $d_I$ , we need to distinguish among three types of vertices on the partial interference boundary (i.e., at distance  $k + 1$  from  $v_0$ ). These three types of vertices are labelled  $X$ ,  $Y$ , and  $Z$  in Figures 5 and 6. There are four vertices of type  $X$ :  $v = (k + 1, 0)$ , and  $\rho(v), \rho^2(v)$ , and  $\rho^3(v)$ . For  $k \geq 2$ , there are eight vertices of type  $Y$ :  $v = (k, 1)$ ,  $v' = (k, -1)$ , and their rotated images. If  $k = 1$ , there are only four vertices of type  $Y$ :  $(1, 1)$  and its three rotated images. If  $k > 2$ , then all of the  $4k - 8$  other vertices on the partial interference boundary are of type  $Z$ . Now, for even  $d_I = 2k \geq 2$ , we get the following lower bound:



**Theorem 3.** *Suppose that  $n = 2p + 1$  is odd,  $d_I = 2k \geq 2$  is even, and  $p \geq k + 1$ . Then the number of rounds needed to gather in a square grid with  $N = n^2$  vertices is at least  $(k + \frac{1}{4})(N - 1) - c'_k$ , where  $c'_k = \frac{k(k+1)(4k-1)}{6} - \max\{1, k - 1\}$ .*

PROOF. The lower bound follows with the following choices for  $\lambda(e)$  (see Figures 5 and 6). Choose  $\lambda(e) = 1$  for each arc  $e$  inside the interference zone that is directed towards  $v_0$  (i.e.,  $e = (s, r)$  with  $1 \leq d(s, v_0) \leq k$  and  $d(r, v_0) = d(s, v_0) - 1$ ). For each of the four arcs  $(s, r)$  directed towards  $v_0$  with sender  $s$  of type  $X$  (and  $d(r, v_0) = k$ ), choose  $\lambda(e) = \frac{1}{4}$ . For the arcs with sender of type  $Y$ , choose  $\lambda(e) = \frac{3}{8}$  if the arc is directed towards  $v_0$  (i.e.,  $d(r, v_0) = k$ ), and  $\lambda(e) = \frac{1}{8}$  if the arc is directed away from  $v_0$  ( $d(r, v_0) = k + 2$ ). Finally, if an arc has a sender of type  $Z$ , choose  $\lambda(e) = \frac{1}{2}$  if the arc is directed towards  $v_0$  ( $d(r, v_0) = k$ ), and  $\lambda(e) = \frac{1}{4}$  if the arc is directed away from  $v_0$  ( $d(r, v_0) = k + 2$ ). All other arcs have  $\lambda(e) = 0$ .

These values of  $\lambda$  were found by examining possible rounds in a protocol. Our intuition about choosing these particular values is based on the properties of calls from senders on the partial interference boundary (i.e., calls with senders of types  $X$ ,  $Y$ , and  $Z$ ). At most four such calls are possible in a round and the only set of four calls that does not create interference is the four calls along the axes with originators of type  $X$ , so we assign  $\lambda(e) = \frac{1}{4}$  to the corresponding arcs. We will prove below that there can be two senders of type  $Z$  in a round, but not three, and so the value  $\lambda(e) = \frac{1}{2}$  is assigned to the arcs with a sender of type  $Z$  that are directed towards  $v_0$ . If we leave a vertex of type  $Z$  by an arc directed away from  $v_0$ , then the dipath can reach the interference zone using an arc with  $\lambda(e) = \frac{1}{4}$ , so we assign the value  $\lambda(e) = \frac{1}{4}$  to these outgoing arcs to ensure that the total weight is at least  $\frac{1}{2}$ . We will show that two calls from senders of type  $Y$  towards  $v_0$  can be combined with a call with weight  $\frac{1}{4}$  from a sender of type  $X$  towards  $v_0$ , so we assign the value  $\lambda(e) = \frac{3}{8}$  to the corresponding arcs. We use  $\lambda(e) = \frac{1}{8}$  for arcs from senders of type  $Y$  directed away from  $v_0$  to ensure that the total weight is at least  $\frac{3}{8}$ .

**Claim 4.** *Constraint (\*) is satisfied for these values of  $\lambda(e)$ .*

PROOF OF CLAIM 4. Every arc  $(s, r)$  inside the interference zone with  $\lambda(e) = 1$  is directed towards  $v_0$  and any call that uses such an arc conflicts with any call from a sender on or inside the partial interference boundary; indeed  $d(r, v_0) \leq k - 1$  and  $d(s', v_0) \leq k + 1$  imply  $d(s', r) \leq 2k = d_I$ . So, a round can use at most one arc with  $\lambda(e) = 1$  and if it uses one such arc, then it uses no other arc  $e'$  with  $\lambda(e') > 0$ . Thus, constraint (\*) is satisfied for such a round.

The only arcs outside the interference zone with  $\lambda(e) > 0$  are those with senders on the partial interference boundary. All such arcs have  $\lambda(e) \leq \frac{1}{2}$ , so any round using at most two such arcs satisfies constraint (\*).

It remains to consider the case of a round that uses three or more such arcs. Recall that the vertices  $(x, y)$  on the partial interference boundary satisfy  $|x| + |y| = k + 1$ . We classify the senders according to the regions in which they lie. For example a sender  $s = (x, y)$  in region  $R_E$  satisfies:

- if  $y \geq 0$ , then  $\lfloor \frac{k+1}{2} \rfloor \leq x \leq k + 1$  and  $y = k + 1 - x$ ;
- if  $y < 0$ , then  $\lfloor \frac{k+1}{2} \rfloor < x \leq k + 1$  and  $y = -(k + 1 - x)$ .

We will make extensive use of the fact that if  $d(s, s') < 2k$  then  $d(s, r') \leq 2k = d_I$ , and any call from sender  $s'$  interferes with every call from sender  $s$ . We claim that we cannot have two senders  $s = (x, y)$  and  $s' = (x', y')$  in the same region by proving that  $d(s, s') < 2k$ . Let us prove this claim for  $R_E$ . If  $y$  and  $y'$  are both positive or both negative then  $d(s, s') = 2|x - x'| \leq k + 1$ . If  $y$  and  $y'$  have opposite signs, then  $d(s, s') = |x - x'| + 2k + 2 - x - x' \leq k + 1$  because  $|x - x'| - x - x' = -2x$  or  $-2x'$  and both  $2x \geq k + 1$  and  $2x' > k + 1$ . So in all cases  $d(s, s') \leq k + 1$ . If  $k \geq 2$ , then  $k + 1 < 2k$  and we are done. If  $k = 1$  ( $d_I = 2$ ), then the only possible senders in  $R_E$  are  $s = (2, 0)$  and  $s' = (1, 1)$ , but the only arc leaving  $s$  with  $\lambda(e) > 0$  is  $(s, r)$  with  $r = (1, 0)$  and  $d(s', r) \leq 1 < d_I$ .

The proof is similar (by rotation) for the other regions. Now we examine two cases.

*Case 1:* One sender  $s = (x, y)$  is of type  $Z$  (so  $k \geq 2$ ). We can assume, without loss of generality, that  $s$  is in  $R_E$  and that  $y \geq 0$ . Since  $s$  is of type  $Z$ , this implies that  $y \geq 2$  and  $x \leq k - 1$ , so  $s = (x, k + 1 - x)$  with  $\lfloor \frac{k+1}{2} \rfloor \leq x \leq k - 1$ . The other cases are obtained by rotations or symmetry with respect to the axes.

Consider a sender  $s' = (x', y')$  of a call  $(s', r')$  that is compatible with  $(s, r)$ .

- We have shown that  $s'$  cannot be in  $R_E$ .
- If  $s' \in R_N$ , then either  $x' \geq 0$  and  $y' = k + 1 - x'$  and  $d(s, s') = 2(x - x') \leq 2x \leq 2k - 2$ , or  $x' < 0$  and  $y' = k + 1 + x'$  and  $d(s, s') = x - x' + x' - x = 2x \leq 2k - 2$ . So,  $s'$  cannot be in  $R_N$ .
- If  $s' \in R_W$ , then  $x' < -\lfloor \frac{k+1}{2} \rfloor$ . If  $y' > 0$ , then  $y' = k + 1 + x'$  and  $d(s, s') = x - x' + |x + x'|$ . If  $x \geq -x'$ , then  $d(s, s') = 2x < 2k$ . If  $x \leq -x'$ , then  $d(s, s') = -2x'$ . However,  $-2x' < 2k$ , except when  $x' = -k$  and  $s' = (-k, 1)$ .  
If  $y' \leq 0$ , then  $y' = -(k + 1) - x'$  and  $d(s, s') = x - x' + k + 1 - x + k + 1 + x' = 2k + 2$ .
- If  $s' \in R_S$ , then either  $x' \leq 0$  and  $d(s, s') = 2k + 2$ , or  $x' > 0$  and  $y' = x' - (k + 1)$  and  $d(s, s') = x - x' + 2k + 2 - x - x' = 2k + 2 - 2x' < 2k$  except  $s' = (1, -k)$  when  $x' = 1$ .

In summary, if  $s \in R_E$  with  $y > 0$ , other possible senders  $s'$  can only be those with both  $x' \leq 0$  and  $y' \leq 0$  or  $(-k, 1)$  or  $(1, -k)$ . Note that if  $s' = (-k, 1)$  or  $s' = (1, -k)$ , then  $(s, r)$  must be directed away from  $v_0$  to avoid interference with  $(s', r')$  (otherwise  $d(s', r) = 2k$ ), so  $\lambda(s, r) = \frac{1}{4}$ . If there is more than one other possible sender, then there are at most two - one in  $R_W$  of type  $X$  or  $Y$  namely  $(-k, 1)$  or  $(-(k + 1), 0)$  or  $(-k, -1)$ , and one in  $R_S$  of type  $X$  or  $Y$ , namely  $(-1, -k)$  or  $(0, -(k + 1))$  or  $(1, -k)$ . Indeed if a possible second sender is of type  $Z$ , its distance to all other possible senders is  $< 2k$  (using the proof above for the senders with  $x' \leq 0$  and  $y' \leq 0$ ). We now examine three cases according to the second sender.

- $s' = (-k, 1)$  (so  $\lambda(s, r) = \frac{1}{4}$ ) and then  $s'' = (-1, -k)$  or  $s'' = (1, -k)$  or  $s'' = (0, -(k + 1))$ . In this case,  $\sum \lambda(e) \leq \lambda(s, r) + \lambda(s', r') + \lambda(s'', r'') = \frac{1}{4} + \frac{3}{8} + \frac{3}{8} = 1$ .
- $s' = (1, -k)$  (so  $\lambda(s, r) = \frac{1}{4}$ ) and then  $s'' = (-k, 1)$  or  $s'' = (-(k + 1), 0)$  or  $s'' = (-k, -1)$ . In this case,  $\sum \lambda(e) \leq \frac{1}{4} + \frac{3}{8} + \frac{3}{8} = 1$ .
- Otherwise, the only two possible senders are  $s' = (-(k + 1), 0)$  and  $s'' = (0, -(k + 1))$ . In this case,  $\sum \lambda(e) \leq \frac{1}{2} + \frac{1}{4} + \frac{1}{4} = 1$ .

In summary, if  $s$  is of type  $Z$ , constraint (\*) is always satisfied.

*Case 2:* All the arcs in the round have senders of types  $X$  and  $Y$ .

As we have seen, we can have at most one such arc per region, so there are at most four such arcs in a round. If all arcs satisfy  $\lambda(e) \leq \frac{1}{4}$ , we are done. So, it remains to deal with the case where at least one arc has  $\lambda(s, r) = \frac{3}{8}$  which implies that  $s$  is of type  $Y$  and  $(s, r)$  is directed towards  $v_0$ . Without loss of generality, suppose that  $s = (k, 1)$ . If  $s' = (1, -k)$ , then  $d(s', r) = 2k$ ; if  $s' = (1, k)$ , then  $d(s', r) \leq 2k$ ; if  $s' = (0, k + 1)$ , then  $r' = (0, k)$  (because  $\lambda(e) > 0$ ) and  $d(s, r') = 2k$ . So these three vertices cannot be senders because the calls sent from them would interfere with  $(s, r)$ .

Suppose that there is a sender  $s'$  in region  $R_N$ . Then necessarily,  $s' = (-1, k)$ , and  $(s', r')$  is directed away from  $v_0$  (otherwise  $d(s, r') = 2k = d_I$ ), so  $\lambda(s', r') = \frac{1}{8}$ . Furthermore, the only other possible senders are  $s'' = (-k, -1)$ ,  $s'' = (-1, -k)$ , and  $s'' = (0, -(k + 1))$ , and at most one such arc can be included without causing interference, so  $\sum \lambda(e) \leq \frac{3}{8} + \frac{1}{8} + \frac{3}{8} < 1$ .

It remains to consider the case of two senders of type  $X$  or  $Y$ , one in region  $R_S$  and one in region  $R_W$ . If the sender in region  $R_S$  is  $s' = (0, -(k + 1))$ , then  $\lambda(s', r') = \frac{1}{4}$  and  $\sum \lambda(e) \leq \frac{3}{8} + \frac{1}{4} + \frac{3}{8} = 1$ . If it is  $s' = (-1, -k)$ , then  $s'' = (-k, 1)$  and one of the arcs  $(s', r')$  and  $(s'', r'')$  must be directed away from  $v_0$  to avoid interference between them, so  $\sum \lambda(e) \leq \frac{3}{8} + \frac{3}{8} + \frac{1}{8} < 1$ .

So, constraint (\*) is satisfied in all cases and the claim is proved.

To finish the proof of Theorem 3, it suffices to compute a lower bound on  $\sum_v \tau_{\min}(v)$  where  $\tau_{\min}(v)$  is the minimum cost  $\sum_{e \in P(v)} \lambda(e)$  to move a message from  $v$  to  $v_0$  along any

dipath  $P(v)$ . If a vertex  $v$  is inside the interference zone, then  $d(v, v_0) = i \leq k$ , and any dipath from  $v$  to  $v_0$  uses at least  $i$  arcs with  $\lambda(e) = 1$ , so  $\tau_{\min}(v) \geq i$ . For a vertex  $v$  that is on or outside the partial interference boundary,  $d(v, v_0) \geq k + 1$ , and any dipath from  $v$  to  $v_0$  uses at least  $k$  arcs inside the interference zone with  $\lambda(e) = 1$  plus at least one additional arc from the partial interference boundary to the boundary of the interference zone (i.e., to a vertex at distance  $k$  from  $v_0$ ). If  $v$  is outside the partial interference boundary or is of type  $X$ , then the additional arc  $e$  has  $\lambda(e) \geq \frac{1}{4}$ , and  $\tau_{\min}(v) \geq k + \frac{1}{4}$ . If  $v$  is a type  $Y$  vertex, then either it uses an arc  $e$  towards  $v_0$  with  $\lambda(e) = \frac{3}{8}$  or it uses an arc away from  $v_0$  with  $\lambda(e) = \frac{1}{8}$  plus another arc  $e'$  with  $\lambda(e') \geq \frac{1}{4}$  to get to the boundary of the interference zone. In both cases,  $\tau_{\min}(v) \geq k + \frac{3}{8}$  for a vertex of type  $Y$ . If  $v$  is a type  $Z$  vertex, then either it uses an arc  $e$  towards  $v_0$  with  $\lambda(e) = \frac{1}{2}$  or it uses an arc away from  $v_0$  with  $\lambda(e) = \frac{1}{4}$  plus another arc  $e'$  with  $\lambda(e') \geq \frac{1}{4}$  to get to the boundary of the interference zone. In both cases,  $\tau_{\min}(v) \geq k + \frac{1}{2}$  for a vertex of type  $Z$ . Summing over all vertices and using (\*\*), we get the lower bound  $T \geq \sum_v \tau_{\min}(v) \geq \sum_{i=1}^k iN_i + (k + \frac{1}{4})(N - \sum_{i=0}^k N_i) + \frac{1}{8}|Y| + \frac{1}{4}|Z|$ , where  $|Y|$  and  $|Z|$  are the numbers of vertices of types  $Y$  and  $Z$ , respectively. If  $k \geq 2$ , then  $\frac{1}{8}|Y| + \frac{1}{4}|Z| = \frac{1}{8} \times 8 + \frac{1}{4} \times (4k - 8) = k - 1$ . If  $k = 1$ , then there are only four vertices of type  $Y$  and no vertices of type  $Z$ , so  $\frac{1}{8}|Y| + \frac{1}{4}|Z| = \frac{1}{8} \times 4 + 0 = \frac{1}{2}$ . Since the number of rounds is an integer, the lower bound when  $k = 1$  is  $\sum_{i=1}^k iN_i + (k + \frac{1}{4})(N - \sum_{i=0}^k N_i) + 1$ . Putting the two bounds together gives a lower bound of  $\sum_{i=1}^k iN_i + (k + \frac{1}{4})(N - \sum_{i=0}^k N_i) + \max\{1, k - 1\}$ . Noting that  $N_i = 4i$  for  $1 \leq i \leq k$ , we get a lower bound of  $(k + \frac{1}{4})(N - 1) - c'_k$  where  $c'_k = \sum_{i=1}^k (k + \frac{1}{4} - i)N_i - \max\{1, k - 1\} = (4k + 1) \sum_{i=1}^k i - 4 \sum_{i=1}^k i^2 - \max\{1, k - 1\} = \frac{k(k+1)(4k-1)}{6} - \max\{1, k - 1\}$ .  $\square$

**Theorem 5.** *Suppose that  $n = 2p + 1$  is odd,  $d_I = 2k \geq 2$  is even, and  $p \geq k + 1$ . Then gathering in a square grid with  $N = n^2$  vertices can be completed in  $(k + \frac{1}{4})(N - 1) - c'_k$  rounds, where  $c'_k = \frac{k(k+1)(4k-1)}{6} - \max\{1, k - 1\}$  and this is optimal.*

**PROOF.** The protocol for  $d_I$  even is similar to the odd case but there are several differences. Firstly, an extra round labelled  $\alpha$  is needed in each stage for the four arcs directed towards  $v_0$  from senders of type  $X$ . This is the only set of four compatible calls that can be used to transmit simultaneously to vertices on the boundary of the interference zone (see the examples in Figure 7). Secondly, we have to use dipaths that contain arcs that are directed away from the central vertex in some areas of the grid. We also have to deal with the  $4k + 4$  vertices on the partial interference boundary (dashed box) as special cases.

- (a) For all of the vertices outside the partial interference boundary, each stage consists of  $4k + 1$  rounds labelled  $e_i, n_i, w_i, s_i$  with  $1 \leq i \leq k$ , and  $\alpha$ . Similarly to the odd case, four leaves of the gathering tree will become dormant at the end of each stage. Except for the addition of the rounds labelled  $\alpha$ , the gathering tree, the dipaths, and the labellings are the same as in the odd case for the vertices that satisfy  $|x| \geq k + 1$  and  $|y| \geq k + 1$  (i.e., vertices no closer to  $v_0$  than the boundary of the light grey square). The labels for the dipath  $P(x, y)$ , starting from  $v_0$  and working in the opposite direction to the dipath towards  $(x, y)$ , use the repeating pattern of  $2k + 2$  labels:  $e_1, e_2, \dots, e_k, \alpha, w_k, w_{k-1}, \dots, w_1, s_1$ . Figure 7(a) shows the dipaths and labels for  $v = (7, 7)$ ,  $k = 3$ , and  $d_I = 2k = 6$ . When  $y < 0$ , the label  $s_1$  is replaced by  $n_1$  as it is in the odd case. For example, Figure 7(b) shows the dipaths and labels for  $v = (5, -4)$ ,  $k = 3$ , and  $d_I = 2k = 6$ . The proof that any pair of calls  $(s, r)$  and  $(s', r')$  having the same label are compatible is very similar to the odd case for calls labelled  $e_i, n_i, w_i, s_i$  with  $1 \leq i \leq k$ . We can prove that  $d(s, s') \geq 2k + 2$  implying that  $d(s, r') \geq 2k + 1 > 2k = d_I$  and  $d(s', r) \geq 2k + 1 > 2k = d_I$ . We can also prove that any pair of calls labelled  $\alpha$  has  $d(s, s') \geq 2k + 2$ . If the calls are on the same dipath, then the repeated sequence of labels has length  $2k + 2$ , so  $d(s, s') \geq 2k + 2$ . Calls that are on different dipaths also satisfy  $d(s, s') \geq 2k + 2$ ; the only non-immediate case is when both of the senders are type  $X$  vertices (shown in Figure 4).
- (b) For the vertices strictly inside the light grey square, but outside the partial interference boundary, (i.e.,  $|x| \leq k$ ,  $|y| \leq k$ , and  $|x| + |y| > k + 1$ ), each stage consists of  $4k + 1$  rounds, but the gathering tree differs from the odd case. For region  $R_E$ , the tree contains horizontal arcs directed towards the vertical line  $x = k + 1$ . More precisely, for a vertex  $(x, y)$  in region  $R_E$  with  $y > 1$ ,  $P(x, y)$  consists of the  $k + 1 - x$  horizontal arcs  $((i, y), (i + 1, y))$  for  $x \leq i \leq k$  followed by the  $y$  vertical arcs  $((k + 1, j), (k + 1, j - 1))$

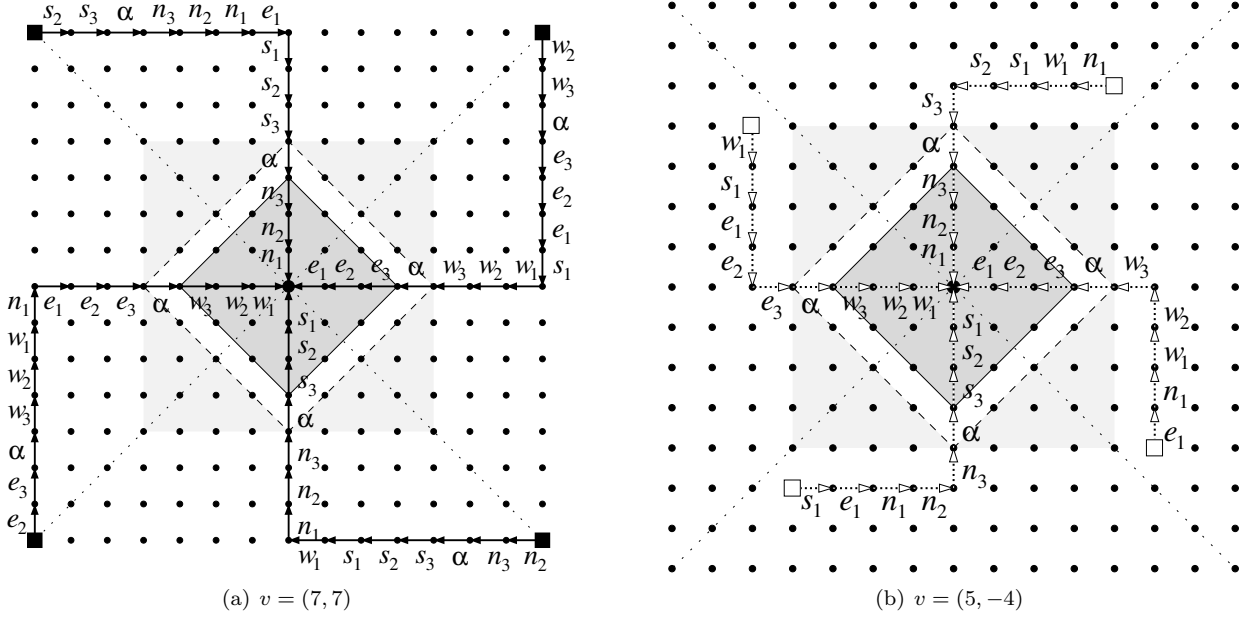


Figure 7: Gathering stage for vertices outside the light grey square and  $d_I = 6$ .

for  $y \geq j > 0$ , and finally the  $k + 1$  horizontal arcs  $((i, 0), (i - 1, 0))$ ,  $1 \leq i \leq k + 1$ . The length of  $P(x, y)$  is  $(k + 1 - x) + y + (k + 1) \leq 2k + 2$ . The dipaths for vertices  $(x, y)$  with  $y < -1$  are similar except the middle set of  $y$  vertical arcs is  $((k + 1, j), (k + 1, j + 1))$ ,  $y \leq j < 0$ . Note that the first calls move information away from  $v_0$ , which is necessary to avoid interference.

The labels for the dipath  $P(x, y)$ , starting from  $v_0$  and working in the opposite direction to the dipath towards  $(x, y)$ , use the repeating pattern of labels:  $e_1, e_2, \dots, e_k, \alpha, s_k, s_{k-1}, \dots, s_{k+1-y}, w_{k+2-y}, \dots, w_{2k+2-y-x}$ . According to this labelling, a call of the form  $((i, 0), (i - 1, 0))$  is labelled  $e_i$ , a call of the form  $((k + 1, j), (k + 1, j - 1))$  is labelled  $s_{k+1-j}$ , and a call of the form  $((i, y), (i + 1, y))$  is labelled  $w_{2k+2-y-i}$ . The pattern is similar for vertices  $(x, y)$  with  $y < 0$  except the labels  $s_k, s_{k-1}, \dots, s_{k+1-y}$  are replaced by  $n_k, n_{k-1}, \dots, n_{k+1-y}$ .

The labels for the three rotated dipaths,  $\rho(P), \rho^2(P), \rho^3(P)$ , are obtained using the same mapping  $\omega$  that was used for  $d_I$  odd: if arc  $e$  in  $P(x, y)$  is labelled  $l$ , then arc  $\rho(e)$  in the rotated dipath  $\rho(P)$  is labelled  $\omega(l)$ . Figure 8 shows the dipaths and labels for  $v = (x, y) = (3, 3)$ ,  $k = 4$ , and  $d_I = 2k = 8$ .

It remains to prove that any pair of calls that have the same label (so they are made in the same round) are compatible. If the label is  $\alpha$ , there is no interference as the four calls labelled  $\alpha$  are compatible. Now consider a call labelled  $e_i$  (the proofs for  $n_i, w_i$ , and  $s_i$  follow by applying  $\rho$  and  $\omega$ ). Three such calls are possible:  $(s, r)$  on  $P$  with  $s = (i, 0)$  and  $r = (i - 1, 0)$ ,  $(s', r')$  on  $\rho(P)$  with  $s' = (i - k - 1, k + 1)$  and  $r' = (i - k, k + 1)$ , and  $(s'', r'')$  on  $\rho^2(P)$  with  $s'' = (y + i - 2k - 2, -y)$  and  $r'' = (y + i - 2k - 3, -y)$ . We have  $d(s, r') = d(s', r) = i + k - i + k + 1 = 2k + 1$ ,  $d(s'', r) = d(s, r'') - 2 = 2k + 2 - y - i + i - 1 + y = 2k + 1$ , and  $d(s', r'') = d(s'', r') = 2k + 2 - y - i + i - k + k + 1 + y = 2k + 3$ . In all of these cases the calls are compatible.

- (c) Finally, we have to deal with calls sent from vertices on the partial interference boundary. First, assume that  $k \geq 2$ . We use four special rounds for the twelve vertices of types  $X$  and  $Y$ . The first round consists of the three calls  $((k + 1, 0), (k, 0))$ ,  $((-1, k), (0, k))$ , and  $((-1, -k), (0, -k))$ , and the other three special rounds consist of calls obtained by rotations. After each special round, the messages of three vertices have arrived at the boundary of the interference zone and we use  $3k$  rounds to move

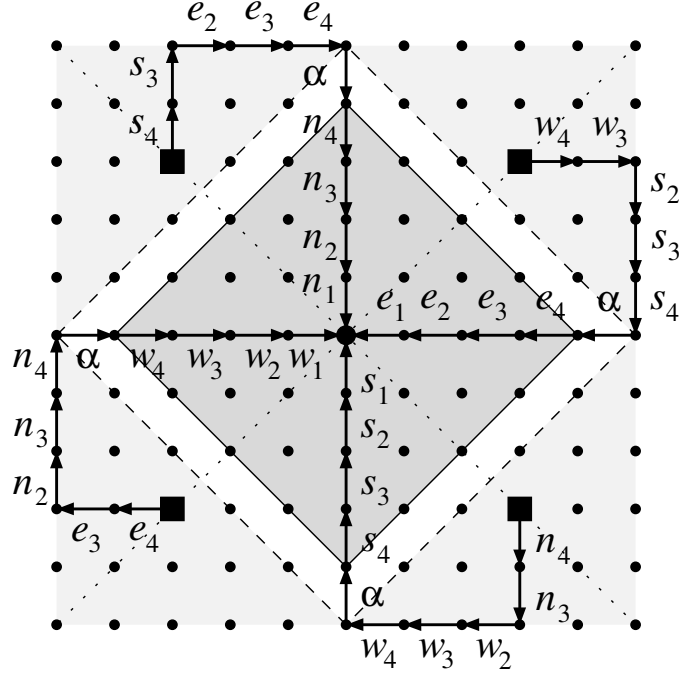


Figure 8: Gathering stage close to the interference zone for  $d_I = 8$ .

them to  $v_0$ . This gives a total of  $12(k + \frac{1}{4}) + 1$  rounds for these twelve vertices. Note that the special rounds exactly satisfy the lower bound constraint:  $\sum \lambda(e) = \frac{3}{8} + \frac{3}{8} + \frac{1}{4} = 1$ .

If  $k > 2$ , then there are  $4k - 8$  vertices of type  $Z$  on the partial interference boundary, and their messages are sent two at a time to the boundary of the interference zone during special rounds. Any vertex  $(x, y)$  of type  $Z$  in region  $R_E$  or region  $R_N$  sends its message to its neighbour in the gathering tree and  $\rho^2(x, y) = (-x, -y)$  sends its message in the same round. For example,  $(x, y)$  with  $x > 1$  in region  $R_E$  uses the call  $((x, y), (x, y - 1))$  and  $(-x, -y)$  uses the call  $\rho^2((x, y), (x, y - 1)) = ((-x, -y), (-x, -y + 1))$ . Then  $2k$  rounds are needed to move the two messages to  $v_0$ . (See Figure 5.) The total number of rounds for the  $4k - 8$  vertices of type  $Z$  is  $(k + \frac{1}{2})(4k - 8) = (k + \frac{1}{4})(4k - 8) + k - 2$  rounds. Note that the special rounds exactly satisfy the lower bound constraint:  $\sum \lambda(e) = \frac{1}{2} + \frac{1}{2} = 1$ .

Altogether we need  $\sum_{i=1}^k iN_i$  rounds to move the messages of the vertices inside the interference zone to  $v_0$ ,  $(k + \frac{1}{4})N_{k+1} + k - 1$  rounds for the vertices on the partial interference boundary, and  $(k + \frac{1}{4})(N - \sum_{i=0}^{k+1} N_i)$  rounds for the vertices outside of the partial interference boundary for a total of  $\sum_{i=1}^k iN_i + (k + \frac{1}{4})(N - \sum_{i=0}^k N_i) + k - 1$ .

If  $k = 1$ , then there are only four vertices of type  $Y$  (and none of type  $Z$ ), so the special rounds for vertices of types  $X$  and  $Y$  are different. Three special rounds are needed for these eight vertices because  $\sum \tau_{\min}(v) \geq 4 \times \frac{3}{8} + 4 \times \frac{1}{4} = 2.5$ . For example, the four messages of the type  $X$  vertices can be sent to the boundary of the interference zone in one round, the messages of the type  $Y$  vertices can be sent two at a time in two rounds, and then  $8k = 8$  rounds are needed to move the messages to  $v_0$ . The total number of rounds for vertices on the partial interference boundary is therefore  $(k + \frac{1}{4})N_{k+1} + 1$  instead of  $(k + \frac{1}{4})N_{k+1} + k - 1$ . Putting the two bounds together gives an upper bound of  $\sum_{i=1}^k iN_i + (k + \frac{1}{4})(N - \sum_{i=0}^k N_i) + \max\{1, k - 1\}$  which matches the lower bound of Theorem 3.  $\square$

**Remark.** Our results and proofs for square grids are also valid for grids with different shapes with the condition that when a vertex  $v$  has a message to send, then the vertices  $\rho(v)$ ,  $\rho^2(v)$ , and  $\rho^3(v)$  must also



have messages to send. For example, the bounds and protocols are the same for the diamond-shaped grid consisting of the  $N = 2d^2 + 2d + 1$  vertices at distance at most  $d$  from  $v_0$ .

## 5. Hexagonal Grids

The hexagonal grid is similar to the square grid except each vertex has degree six and it contains six axes denoted  $A, B, C, D, E,$  and  $F$ . In this section, we use  $\rho$  to denote a counter-clockwise rotation of  $\frac{\pi}{3}$ , so  $B = \rho(A), C = \rho(B) = \rho^2(A)$ , and so on. Analogously to the grid, we define regions  $R_A, R_B, R_C, R_D, R_E,$  and  $R_F$ .  $R_A$  is the region centred around the  $A$  axis and between the dotted lines in Figures 9 and 10. Its positive part is above the  $A$  axis and its negative part is below.  $R_B$  is the region obtained by rotating region  $R_A$ :  $R_B = \rho(R_A)$ . Similarly,  $R_C = \rho(R_B)$ , and so on.

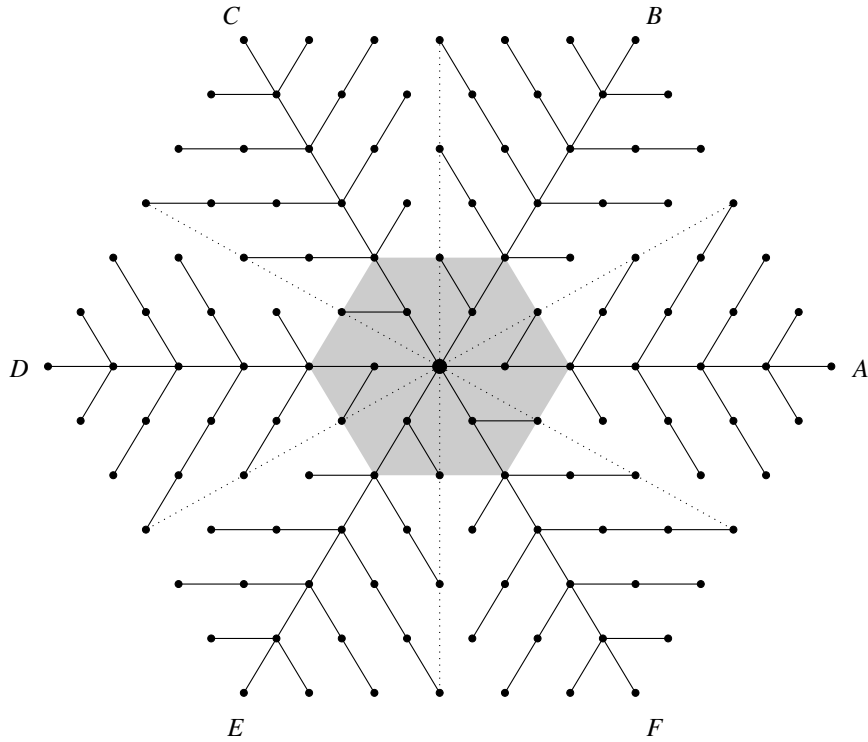


Figure 9: Hexagonal gathering tree for  $d_I = 3$ .

We define the interference zone to be the set of vertices at distance at most  $k$  from the central vertex  $v_0$ . For even  $d_I = 2k$ , the vertices at distance  $k + 1$  from  $v_0$  define the partial interference boundary and are of two types. The six type  $X$  vertices ( $X_A, X_B, X_C, X_D, X_E, X_F$  in Figure 10) are the vertices at distance  $k + 1$  from  $v_0$  on the axes. All other vertices at distance  $k + 1$  from  $v_0$  are of type  $Z$ . The number of vertices at distance exactly  $d$  from  $v_0$  is  $N_d = 6d$  for  $1 \leq d \leq k$ , and  $N_0 = 1$ .

Similarly to the square grids, the results and proofs for hexagonal grids in this section are valid with the condition that when a vertex  $v$  has a message to send, then the five vertices obtained by rotations must also have messages to send. For example, the bounds and protocols apply to the hexagon-shaped grid consisting of the  $N = 3d^2 + 3d + 1$  vertices at distance at most  $d$  from  $v_0$ .

**Theorem 6.** *Suppose that  $d_I = 2k - 1$  is odd and  $N \geq 3k^2 + 3k + 1$ . Then the number of rounds needed to gather in a hexagonal grid with  $N$  vertices is  $k(N - 1) - h_k$ , where  $h_k = k(k + 1)(k - 1)$ .*

PROOF. The proof is similar to the proof for the grid. We use the dual method to prove the lower bound. We choose  $\lambda(e) = 1$  for each arc  $e$  that is inside the interference zone and directed towards  $v_0$  and  $\lambda(e) = 0$  otherwise. Constraint (\*) is satisfied as a round contains at most one arc in the interference zone. For any vertex  $v$  at distance  $i$ ,  $\tau_{\min}(v) = \min\{i, k\}$  because a shortest path uses  $\min\{i, k\}$  arcs in the interference zone. The total number of rounds is at least  $\sum_{i=1}^k iN_i + k(N - \sum_{i=0}^k N_i)$  and using  $N_d = 6d$ ,  $1 \leq d \leq k$  gives the bound in the statement of the theorem.

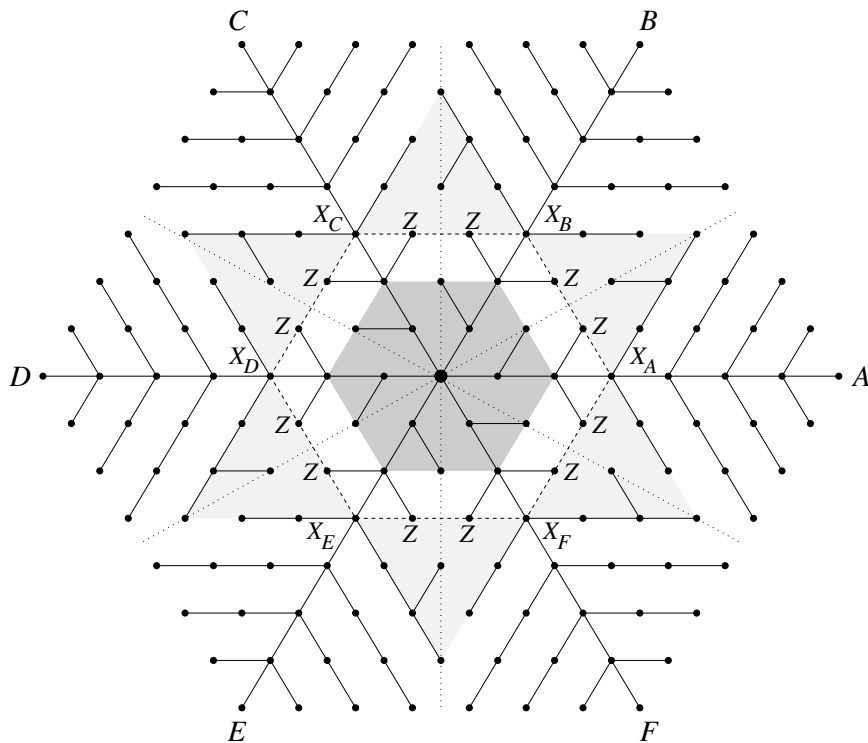


Figure 10: Hexagonal gathering tree for  $d_I = 4$ .

For the upper bound, we use the gathering tree shown in Figure 9. Let  $v$  be a vertex in the positive part of region  $R_A$  outside of the interference zone. We send the message of  $v$  along the dipath  $P$  containing arcs parallel to the  $B$  axis and then arcs on the  $A$  axis. We label the  $6k$  rounds of each stage with labels  $a_i, b_i, c_i, d_i, e_i, f_i$ ,  $1 \leq i \leq k$ . The labels for the dipath  $P$  between  $v$  and  $v_0$ , starting at  $v_0$  (i.e., in reverse order of their occurrence on  $P$ ), are a repetition of the sequence of  $2k + 1$  labels:  $a_1, a_2, \dots, a_k, e_k, e_{k-1}, \dots, e_1, c_1$ . We define the dipaths for the regions  $R_B, R_C, R_D, R_E, R_F$  by rotations to be  $\rho(P), \rho^2(P), \rho^3(P), \rho^4(P), \rho^5(P)$ , respectively. If arc  $e$  is labelled  $\ell$ , we label arc  $\rho(e)$  with label  $\omega(\ell)$ , where  $\omega$  is the one-to-one mapping of labels such that  $\omega(a_i) = b_i$ ,  $\omega^2(a_i) = c_i$ ,  $\omega^3(a_i) = d_i$ ,  $\omega^4(a_i) = e_i$ ,  $\omega^5(a_i) = f_i$ . One can check that two arcs with the same label are non-interfering. The proof is easier than for the grid as  $P$  and  $\rho(P)$  use different labels, so an arc labelled  $a_i$  in  $P$ ,  $i \geq 2$  only appears in  $\rho^2(P)$ , and the distance between senders is at least  $2k + 1$ . An arc labelled  $a_1$  in  $P$  can appear in both  $\rho^2(P)$  and  $\rho^4(P)$ , but all of the senders are at distance at least  $2k + 1$  from each other.

The proof for the negative part of region  $R_A$  is similar except that the dipath uses arcs parallel to the  $F$  axis and then on the  $A$  axis, and the labels are repetitions of the sequence  $a_1, a_2, \dots, a_k, c_k, c_{k-1}, \dots, c_1, e_1$ .  $\square$

**Theorem 7.** *Suppose that  $d_I = 2k$  is even and  $N \geq 3(2k+2)^2 + 3(2k+2)k + 1$ . Then the number of rounds needed to gather in a hexagonal grid with  $N$  vertices is  $(k + \frac{1}{3})(N - 1) - h'_k$ , where  $h'_k = k^2(k + 1) - k$ .*

PROOF. The lower bound is proved using the following choices for  $\lambda(e)$ . Let  $\lambda(e) = 1$  for each arc  $e$  inside the interference zone that is directed towards  $v_0$ . For each of the six arcs  $(s, r)$  directed towards  $v_0$  with sender  $s$  of type  $X$  (and  $d(r, v_0) = k$ ), choose  $\lambda(e) = \frac{1}{3}$ . Finally, if an arc has a sender of type  $Z$ , choose  $\lambda(e) = \frac{1}{2}$  if the arc is directed towards  $v_0$  ( $d(r, v_0) = k$ ) and  $\lambda(e) = \frac{1}{6}$  if the arc is directed away from  $v_0$  ( $d(r, v_0) = k + 2$ ). All other arcs have  $\lambda(e) = 0$ .

A proof similar to the proof for the grid can be used to verify that constraint  $(*)$  is satisfied for these values of  $\lambda(e)$ . The non-trivial cases are when a sender is on the partial interference boundary. If the sender is of type  $Z$  and between the  $A$  and  $B$  axes, then a compatible receiver in the interference zone can only be on the boundary of the interference zone between the  $D$  and  $E$  axes. So, a round can contain at most two arcs with  $\lambda(e) = \frac{1}{2}$ . If a round contains one arc  $e$  with  $\lambda(e) = \frac{1}{2}$ , then at most two arcs directed away from  $v_0$  with  $\lambda(e) = \frac{1}{6}$  are compatible with it. Finally, if a sender of type  $X$  transmits to a vertex closer to  $v_0$  (so the arc has weight  $\frac{1}{3}$ ), then there can be at most one more arc with weight  $\frac{1}{2}$  or two more arcs with weight  $\frac{1}{3}$ . As an example of the latter case, if  $X_A$ ,  $X_B$ , and  $X_C$  all transmit towards  $v_0$  simultaneously, then  $\sum \lambda(e) = 1$ .

To finish the proof of the lower bound, it suffices to compute  $\sum_v \tau_{\min}(v)$ . If a vertex  $v$  is inside the interference zone, then  $d(v, v_0) = i \leq k$ , and so  $\tau_{\min}(v) \geq i$ . If  $v$  is outside the partial interference boundary or is of type  $X$ , then any dipath from  $v$  to  $v_0$  uses at least  $k$  arcs inside the interference zone with  $\lambda(e) = 1$  plus at least one additional arc with  $\lambda(e) \geq \frac{1}{3}$ , so  $\tau_{\min}(v) \geq k + \frac{1}{3}$ . If  $v$  is of type  $Z$ , then any dipath from  $v$  to  $v_0$  uses at least  $k$  arcs inside the interference zone with  $\lambda(e) = 1$  and either it uses an arc  $e$  towards  $v_0$  with  $\lambda(e) = \frac{1}{2}$  or it uses an arc away from  $v_0$  with  $\lambda(e) = \frac{1}{6}$  plus another arc  $e'$  with  $\lambda(e') \geq \frac{1}{3}$  to get to the boundary of the interference zone. In both cases,  $\tau_{\min}(v) \geq k + \frac{1}{2}$  for a vertex of type  $Z$ . Summing up, we get  $\sum_{i=1}^k iN_i + (k + \frac{1}{3})(N - \sum_{i=0}^k N_i) + \frac{1}{6}|Z|$  rounds. Since  $|Z| = 6k$ , and  $N_i = 6i$ ,  $1 \leq i \leq k$ , we obtain the lower bound in the statement of the theorem.

The proof of the upper bound is also similar to the proof for the grid. We will use the gathering tree shown in Figure 10 with  $6k + 2$  labels:  $a_i, b_i, c_i, d_i, e_i, f_i$ ,  $1 \leq i \leq k$  as in the case of odd  $d_I$ , and two extra labels  $\alpha$  and  $\beta$ . The mapping  $\omega$  associated with  $\rho$  extends the mapping for odd  $d_I$  with the addition of  $\omega(\alpha) = \beta$  and  $\omega(\beta) = \alpha$ . The messages of vertices inside the interference zone are sent along shortest paths. A vertex at distance  $i \leq k$  from  $v_0$  uses  $i$  rounds matching the lower bound. The vertices of type  $X$  send their messages three at a time towards the interference zone during a round labelled  $\alpha$  (for  $X_A$ ,  $X_C$ , and  $X_E$ ) or  $\beta$  (for  $X_B$ ,  $X_D$ , and  $X_F$ ), and then each message needs  $k$  more rounds inside the interference zone to reach  $v_0$ . The vertices of type  $Z$  transmit their messages two at a time towards the interference zone during a round labelled  $\alpha$ . More precisely, a vertex  $v$  of type  $Z$  in region  $R_A$  uses a shortest path with labels (in reverse order of their occurrence on the dipath starting at  $v_0$ )  $a_1, a_2, \dots, a_k, \alpha$ , and simultaneously the symmetric vertex  $\rho^3(v)$  in region  $R_D$  uses a shortest path with labels (starting at  $v_0$ )  $d_1, d_2, \dots, d_k, \alpha$ . The dipaths for type  $Z$  vertices in other regions are obtained by rotations and most of the labels are obtained using the mapping  $\omega$ . The exception is that the first arc of each dipath is labelled  $\alpha$  (i.e., label  $\beta$  is not used). So, the cost for vertices of type  $Z$  matches the lower bound of  $k + \frac{1}{2}$ .

We need to match the lower bound of  $k + \frac{1}{3}$  for all other vertices. The protocol is straightforward for most of the vertices outside the partial interference boundary, but it is quite complicated for the vertices in the light grey triangles of Figure 10. Our discussion will focus on vertices inside the triangle bounded by the line segment joining  $X_A$  and  $X_B$ , the line segment parallel to the  $B$  axis starting from  $X_A$  in the direction away from  $v_0$ , and the line segment parallel to the  $A$  axis starting from  $X_B$ . The dipaths for vertices in the other light grey triangles are obtained by rotations and the labels are obtained using  $\omega$ . Figure 11 shows a detailed view.

Consider a vertex  $v$  in the light grey triangle in the positive part of region  $R_A$ . Figure 11 shows an example. Using the same idea as for the grid with even  $d_I$ , the first arcs of  $P(v)$  move information away from  $v_0$  to avoid interference. The natural approach would be to use  $P(v)$  and the five dipaths obtained from it by rotations during a stage of  $6k + 2$  rounds to deliver six messages to  $v_0$ . Unfortunately, this will not avoid all interference. Instead, we consider two consecutive stages with a total of  $12k + 4$  rounds to deliver twelve messages to  $v_0$  along twelve dipaths:  $P(v)$  and  $P(f(v))$  for a vertex  $f(v)$  to be defined below, and the ten dipaths obtained from  $P(v)$  and  $P(f(v))$  by rotations.

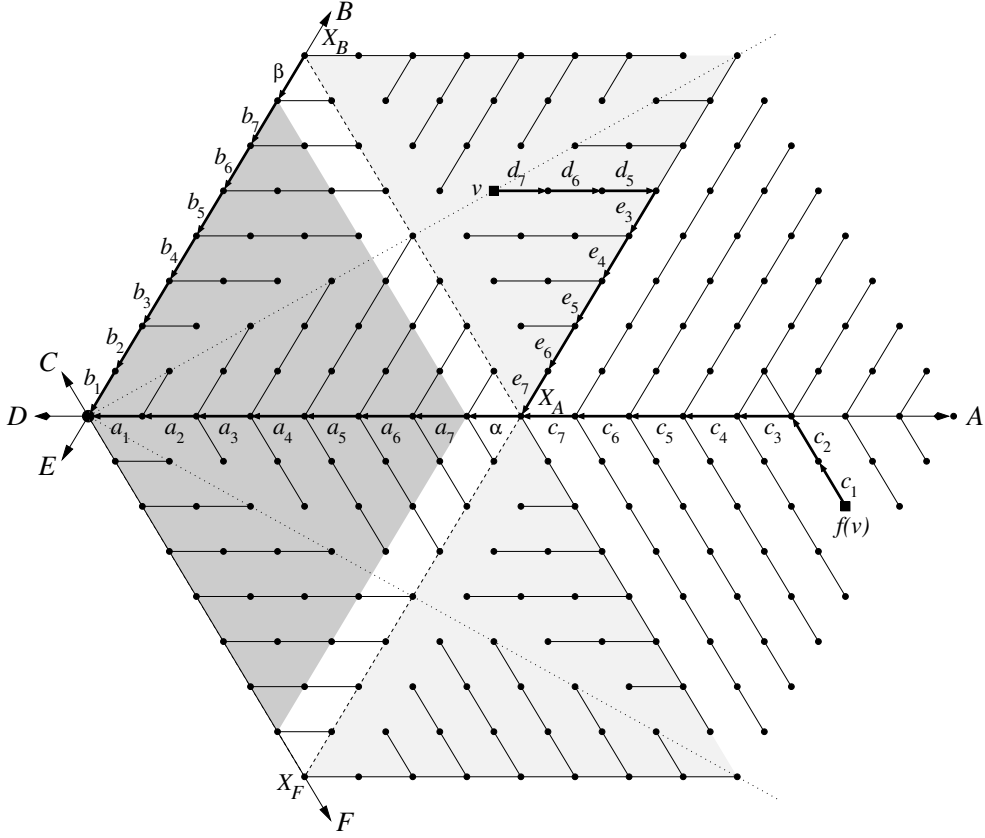


Figure 11: Gathering stage for hexagonal grid with  $d_I = 14$ .

The dipath  $P(v)$  for a vertex  $v$  in the light grey triangle in the positive part of region  $R_A$  consists of three parts:

- $\ell_1 > 0$  arcs from  $v$  to the boundary of the light grey triangle in the direction parallel to the  $A$  axis and away from  $v_0$ . The arcs are labelled  $d_k, d_{k-1}, \dots, d_{k+1-\ell_1}$ .
- $\ell_2 \geq 2$  arcs to  $X_A$  along the boundary of the triangle in the direction parallel to the  $B$  axis. The arcs are labelled  $e_{k+1-\ell_2}, \dots, e_{k-1}, e_k$ . Note that  $\ell_1 + \ell_2 \leq k + 1$  by the definition of the grey triangle.
- $k + 1$  arcs along the  $A$  axis from  $X_A$  to  $v_0$  with labels  $\alpha, a_k, a_{k-1}, \dots, a_1$ .

The values of  $\ell_1$  and  $\ell_2$  are determined by the location of  $v$ . Figure 11 shows an example with  $k = 7$ ,  $d_I = 2k = 14$ ,  $\ell_1 = 3$ , and  $\ell_2 = 5$ .

The vertex  $f(v)$  is defined by specifying the dipath  $P(f(v))$  starting from  $X_A$  and working in the direction away from  $v_0$  towards  $f(v)$ . The dipath consists of two parts:

- $\ell_2$  arcs from  $X_A$  along the  $A$  axis in the direction away from  $v_0$  labelled  $c_k, c_{k-1}, \dots, c_{k+1-\ell_2}$ .
- $\ell_1 - 1$  arcs in the direction away from  $v_0$  and parallel to the  $F$  axis labelled  $c_{k-\ell_2}, \dots, c_{k-\ell_2-\ell_1+2}$ . For the last label,  $k - \ell_2 - \ell_1 + 2 \geq 1$  because  $\ell_1 + \ell_2 \leq k + 1$ .

Note that  $f(v)$  is in the negative part of region  $R_A$  and not in a light grey triangle. Furthermore, for any two vertices  $v$  and  $v'$ ,  $v \neq v'$  implies that  $f(v) \neq f(v')$ . Also note that our definition of  $f(v)$  requires that  $v$  is a leaf when  $f(v)$  is a leaf. (See Figure 11.)

Finally, let  $P(X_B)$  be the dipath going from  $X_B$  along the  $B$  axis to  $v_0$  with labels  $\beta, b_k, b_{k-1}, \dots, b_1$ .

We divide the  $12k + 4$  rounds into two stages of  $6k + 2$  rounds. During the first stage, we use the nine dipaths  $P(v), P(f(v)), P(X_B)$  and their rotated images  $\rho^2(P(v)), \rho^2(P(f(v))), \rho^2(P(X_B)), \rho^4(P(v)), \rho^4(P(f(v))), \rho^4(P(X_B))$  labelled using the mapping  $\omega$ . One can check that no two arcs with the same label interfere. Furthermore, at the end of this stage, six messages have been received by  $v_0$ , and all of the vertices have one message except the six leaves  $v, \rho^2(v), \rho^4(v), f(v), \rho^2(f(v)), \rho^4(f(v))$  which have no messages, the three vertices  $X_B, X_D = \rho^2(X_B), X_F = \rho^4(X_B)$  which also have no messages, and the three vertices  $X_A, X_C = \rho^2(X_A), X_E = \rho^4(X_A)$  which now have two messages. In the second stage, we use the nine dipaths obtained by rotations from the nine dipaths of the first stage. At the end of the second stage,  $v_0$  will have received six new messages (so twelve messages at the end of the two stages), and all of the vertices will have exactly one message except the twelve leaves  $v, f(v)$ , and the ten vertices obtained from  $v$  and  $f(v)$  by rotations, which will have no messages and will become dormant. Indeed,  $X_A, X_C$ , and  $X_E$  send one message and receive none during the second stage, and  $X_B, X_D$ , and  $X_F$  send two messages and receive one. The rounds labelled  $\alpha$  and  $\beta$  are done last to ensure that  $X_B, X_D$ , and  $X_F$  receive a message before they have to send it.

Finally, let  $v$  be in the positive part of region  $R_A$  and not inside a light grey triangle. When  $v$  becomes a leaf in the gathering tree and we decide to send its message, we first check whether  $v$  is a vertex of type  $f(u)$  for some  $u$  inside the light grey triangle in the negative part of region  $R_A$ . If it is, then we send its message and the message of the corresponding  $u$  as described above. Otherwise, we use a stage of  $6k + 2$  rounds to send the messages of the six leaves  $v$  and  $\rho^j(v), 1 \leq j \leq 5$ . The dipath  $P(v)$  consists of the arcs parallel to the  $B$  axis from  $v$  to the  $A$  axis followed by the arcs along the  $A$  axis to  $v_0$ . The labels for  $P(v)$  starting from  $v_0$  and working towards  $v$  use the repeating pattern of  $2k + 2$  labels  $a_1, a_2, \dots, a_k, \alpha, e_k, \dots, e_1, c_1$ . The labels for the five rotated dipaths  $\rho^j(P(v)), 1 \leq j \leq 5$ , are obtained using the mapping  $\omega(l)$ .

The dipaths for vertices in the negative part of region  $R_A$  and their rotated images are similar to the dipaths for vertices in the positive part.  $\square$

## 6. Conclusions

In this paper, we determined the exact number of rounds to gather one message from each vertex into a central gateway vertex of a square grid with  $N = n^2$  vertices in a wireless radio network with interference constraints. The proof of the lower bound for the case of odd interference distance is straightforward. The matching upper bound is established by specifying an algorithm and proving its correctness. The proofs for the case of even interference distance are considerably more difficult. To prove the lower bound, we developed a new technique based on a relaxation of the problem and linear programming duality. The matching upper bound is proved with a sophisticated algorithm that uses the symmetry of the grid and non-shortest paths.

In a square grid with  $N = n^2$ ,  $v_0$  will be slightly off-centre if  $n$  is even. Minor modifications of the techniques described in this paper will work for  $n$  even, but it might not be possible to obtain matching upper and lower bounds due to the asymmetry. Similarly, if the grid is not square, then the techniques described in this paper will work as long as the grid is large enough to completely contain the interference zone and other regions that required special attention.

We generalized our results to hexagonal grids and again obtained matching lower and upper bounds. Hexagonal tilings of the plane are commonly used to assign frequencies in cell phone networks because hexagons are good approximations to circles, and graph distance in hexagonal grids is a good approximation to Euclidean distance in the plane.

There are several possible generalizations of our work including the following:

- We have assumed that the gateway vertex is in the centre of a symmetrical square grid or hexagonal grid. Experience with the one-dimensional version of the problem [1] suggests that moving the gateway to a different location will make the problem more difficult.
- In practice, the communication graph is unlikely to be a perfect grid graph. It is more likely to be missing some vertices and edges. The techniques in this paper can provide bounds for such graphs,

but the algorithms will require a different approach. An interesting problem for general communication graphs would be to identify the best location for the gateway vertex. Another generalization would be to allow multiple gateway vertices. In practice, this would likely involve the use of multiple communication frequencies. (We only used one frequency in this paper.)

- We have assumed that each vertex has one message to send. Our proofs can be easily extended if the number of messages outside the interference zone is balanced so that each vertex and its rotated images have exactly the same number of messages to transmit (which could be zero). In the bounds,  $N$  will be the total number of messages instead of the number of vertices, and the constant  $c_k$  ( $c'_k, h_k, h'_k$ ) will be different.
- An interesting variant would be to accommodate different levels of service; different customers could have different contracts with the service provider and would send and receive information at different rates.
- We have assumed that  $d_T = 1$ . This is a realistic assumption when the cost of the devices sold to consumers is to be minimized because inexpensive devices will have less sophisticated capabilities to handle interference. However,  $d_T > 1$  merits further study. Some work in this direction appears in [2].

We believe that our new technique for proving lower bounds based on the relaxation of problem constraints and linear programming duality has significant potential for application to other problems.

## Acknowledgements

We thank Jérôme Galtier of France Telecom for suggesting this problem to us, and Ralf Klasing, Nelson Morales, and Joseph Yu for helpful discussions. We also thank the referees for their valuable suggestions. The first author was supported by the ANR AGAPE, ANR GRATEL, and the Equipe Associée RESEAUXCOM of INRIA. The second author was supported by the Equipe Associée RESEAUXCOM of INRIA and NSERC Canada.

## References

- [1] J.C. Bermond, R. Correa, M.L. Yu, Optimal gathering protocols on paths under interference constraints, *Discrete Mathematics* 309 (2009) 5574–5587.
- [2] J.C. Bermond, J. Galtier, R. Klasing, N. Morales, S. Pérennes, Gathering in specific radio networks, in: *Huitièmes Rencontres Francophones sur les Aspects Algorithmiques des Télécommunications (AlgoTel'06)*, Trégastel, France, pp. 85–88.
- [3] J.C. Bermond, J. Galtier, R. Klasing, N. Morales, S. Pérennes, Hardness and approximation of gathering in static radio networks, *Parallel Processing Letters* 16 (2006) 165–183.
- [4] J.C. Bermond, L. Gargano, S. Pérennes, A. Rescigno, U. Vaccaro, Optimal time data gathering in wireless networks with omni-directional antennas, in: *SIROCCO 2011*, volume 6796 of *Lecture Notes in Computer Science*, Springer-Verlag, Gdansk, Poland, 2011, pp. 306–317.
- [5] J.C. Bermond, L. Gargano, A.A. Rescigno, Gathering with minimum completion time in sensor tree networks, *JOIN 11* (2010) 1–33.
- [6] J.C. Bermond, N. Nisse, P. Reyes, H. Rivano, Minimum delay data gathering in radio networks, in: *Proceedings of the 8th international conference on Ad Hoc Networks and Wireless (AdHoc-Now)*, volume 5793 of *Lecture Notes in Computer Science*, Springer, 2009, pp. 69–82.
- [7] J.C. Bermond, J. Peters, Efficient gathering in radio grids with interference, in: *AlgoTel'05*, Presqu'île de Giens, pp. 103–106.
- [8] J.C. Bermond, M.L. Yu, Optimal gathering algorithms in multi-hop radio tree networks with interferences, *Ad Hoc and Sensor Wireless Networks* 9 (2010) 109–128.
- [9] P. Bertin, J.F. Bresse, B.L. Sage, Accès haut débit en zone rurale: une solution "ad hoc", *France Telecom R&D* 22 (2005) 16–18.
- [10] V. Bonifaci, R. Klasing, P. Korteweg, A. Marchetti-Spaccamela, L. Stougie, Data gathering in wireless networks, in: A.Koster, X. Munoz (Eds.), *Graphs and Algorithms in Communication Networks*, Springer Monograph, 2010, pp. 357–377.
- [11] V. Bonifaci, P. Korteweg, A.M. Spaccamela, L. Stougie, An approximation algorithm for the wireless gathering problem., *Operations Research Letters* 36 (2008) 605–608.

- [12] C. Florens, M. Franceschetti, R. McEliece, Lower bounds on data collection time in sensory networks, *IEEE Journal on Selected Areas in Communications* 22 (2004) 1110–1120.
- [13] L. Gargano, A. Rescigno, Optimally fast data gathering in sensor networks, in: R. Kráľovič, P. Urzyczyn (Eds.), *Proc. of MCFS'06*, volume 4162 of *Lecture Notes in Computer Science*, Springer-Verlag, 2006, pp. 399–411.
- [14] C. Gomes, S. Perennes, P. Reyes, H. Rivano, Bandwidth allocation in radio grid networks, in: *AlgoTel'08*, Saint Malo.
- [15] R. Jain, Sensor networks: references, [http://www.cse.wustl.edu/~jain/refs/sns\\_refs.htm](http://www.cse.wustl.edu/~jain/refs/sns_refs.htm).
- [16] R. Klasing, N. Morales, S. Pérennes, On the complexity of bandwidth allocation in radio networks, *Theoretical Computer Science* 406 (2008) 225–239.
- [17] P. Korteweg, Online algorithms for gathering networks, Ph.D. thesis, Eindhoven Technical University, 2008.
- [18] Y. Revah, M. Segal, Improved bounds for data-gathering time in sensor networks, *Computer Communications* 31 (2008) 4026–4034.