



HAL
open science

Atomistic simulations of the optical absorption of type II CdSe/ZnTe superlattices

Soline Richard, Cédric Robert Robert, Lionel Gérard, Jan-Peter Richters, Régis André, Joël Bleuse, Henri Mariette, Jacky Even, Jean-Marc Jancu

► **To cite this version:**

Soline Richard, Cédric Robert Robert, Lionel Gérard, Jan-Peter Richters, Régis André, et al.. Atomistic simulations of the optical absorption of type II CdSe/ZnTe superlattices. *Nanoscale Research Letters*, 2012, International Conference on Superlattices, Nanostructures, and Nanodevices (ICSNN 2012), 7, pp.543. 10.1186/1556-276X-7-543 . hal-00743125

HAL Id: hal-00743125

<https://hal.science/hal-00743125>

Submitted on 18 Oct 2012

HAL is a multi-disciplinary open access archive for the deposit and dissemination of scientific research documents, whether they are published or not. The documents may come from teaching and research institutions in France or abroad, or from public or private research centers.

L'archive ouverte pluridisciplinaire **HAL**, est destinée au dépôt et à la diffusion de documents scientifiques de niveau recherche, publiés ou non, émanant des établissements d'enseignement et de recherche français ou étrangers, des laboratoires publics ou privés.

This Provisional PDF corresponds to the article as it appeared upon acceptance. Fully formatted PDF and full text (HTML) versions will be made available soon.

Atomistic simulations of the optical absorption of type-II CdSe/ZnTe superlattices

Nanoscale Research Letters 2012, **7**:543 doi:10.1186/1556-276X-7-543

Soline Boyer-Richard (soline.richard@insa-rennes.fr)
Cédric Robert (cedric.robert@insa-rennes.fr)
Lionel Gérard (lionel.gerard@cea.fr)
Jan-Peter Richters (jan-peter.richters@cea.fr)
Régis André (regis.andre@grenoble.cnrs.fr)
Joël Bleuse (joel.bleuse@cea.fr)
Henri Mariette (henri.mariette@grenoble.cnrs.fr)
Jacky Even (jacky.even@insa-rennes.fr)
Jean-Marc Jancu (jean-marc.jancu@insa-rennes.fr)

ISSN 1556-276X

Article type Nano Express

Submission date 17 July 2012

Acceptance date 19 September 2012

Publication date 2 October 2012

Article URL <http://www.nanoscalereslett.com/content/7/1/543>

This peer-reviewed article can be downloaded, printed and distributed freely for any purposes (see copyright notice below).

Articles in *Nanoscale Research Letters* are listed in PubMed and archived at PubMed Central.

For information about publishing your research in *Nanoscale Research Letters* go to

<http://www.nanoscalereslett.com/authors/instructions/>

For information about other SpringerOpen publications go to

<http://www.springeropen.com>

© 2012 Boyer-Richard *et al.*; licensee Springer.

This is an open access article distributed under the terms of the Creative Commons Attribution License (<http://creativecommons.org/licenses/by/2.0>), which permits unrestricted use, distribution, and reproduction in any medium, provided the original work is properly cited.

Atomistic simulations of the optical absorption of type-II CdSe/ZnTe superlattices

Soline Boyer-Richard^{1*}

* Corresponding author

Email: soline.boyer@insa-rennes.fr

Cédric Robert¹

Email: cedric.robert@insa-rennes.fr

Lionel Gérard²

Email: lionel.gerard@cea.fr

Jan-Peter Richters³

Email: jan-peter.richters@cea.fr

Régis André²

Email: regis.andre@grenoble.cnrs.fr

Joël Bleuse³

Email: joel.bleuse@cea.fr

Henri Mariette²

Email: henri.mariette@grenoble.cnrs.fr

Jacky Even¹

Email: jacky.even@insa-rennes.fr

Jean-Marc Jancu¹

Email: jean-marc.jancu@insa-rennes.fr

¹ Université Européenne de Bretagne, INSA, FOTON, UMR 6082, Rennes 35708, France

² Nanophysics and Semiconductors Group, Institut Néel-CNRS, Grenoble 38042, France

³ Nanophysics and Semiconductor Group, CEA/Université Joseph Fourier, CEA/INAC/SP2M, Grenoble 38054, France

Abstract

We perform accurate tight binding simulations to design type-II short-period CdSe/ZnTe superlattices suited for photovoltaic applications. Absorption calculations demonstrate a very good agreement with optical results with threshold strongly depending on the chemical species near interfaces.

Keywords

Type-II transition, Superlattice, ZnTe/CdSe, Absorption, Tight-binding

PACS

73.21.Cd, 78.67.Pt, 78.66.Hf

Background

A photovoltaic cell is typically built onto three parts: a light absorber surrounded by an n-type and a p-type layer to separate and collect the photo-generated charge carriers (Figure 1). In an ideal case, the n-type layer conduction band shall be aligned with the conduction band of the absorber while forming a barrier for holes in the valence band. Respectively, the p-type layer valence band shall be aligned with the valence band of the absorber while forming a barrier for electrons in the conduction band. Such a three-material system does not exist for semiconductors, and we propose here to mimic it by using a type-II short-period superlattice (SL) made of two materials with a type-II band alignment. The material with the lowest conduction band will then be used as the n-doped contact and the other one as the p-doped contact. Type-II material systems built with III-V semiconductors are already available and mainly known for mid-infrared detectors (for a review see [1]). CdSe and ZnTe bulks have been chosen to this scope because they are almost lattice-matched and exhibit a type-II interface. Furthermore, this SL first optical transition value can be designed to emphasize the solar spectrum absorption. In this letter, we propose atomistic modeling of the optical absorption of type-II CdSe/ZnTe superlattices. The ZnTe and CdSe layer thicknesses are optimized to maximize absorption in the solar spectrum and threshold is studied as function of the interface-related properties.

Figure 1 Schematic band alignment of a p-i-n structure for photovoltaic application

Methods

Tight-binding simulation of bulk materials

We consider the extended-basis $sp^3d^5s^*$ tight-binding (TB) model which has proved to provide a band structure description with a sub-milli-electron volt precision throughout the Brillouin zone of binary III-V semiconductors [2] including quantum heterostructures [3] and surfaces [4]. We model CdSe, CdTe, ZnSe, and ZnTe in a cubic phase by fitting both the experimental band parameters and the first-principle electronic structures in the GW approximation. Strain effects are taken into account in the same way of smaller TB models using a recent generalization of Harrison's d^2 law for hopping integrals known to be reliable for strained III-V quantum well structures [5]. The valence band offset (VBO) between the material constituents are taken from our own experimental measurements for the CdSe/ZnTe interface [6] and from ab initio modeling for the interfacial bonds [7]. Finally, the optical dipole matrix elements are derived from the TB Hamiltonian [8].

Superlattice absorption calculation

We have performed TB calculations to design the most suited type-II CdTe/ZnSe [001] configuration which fully maximizes the absorption in the solar spectrum. Associated SL band structures are found very sensitive to the VBO between CdTe and ZnSe. As knowledge of this VBO is scanty, we have performed photoluminescence measurements on a simple ZnTe/CdSe interface as a function of incident power. The extracted value is of 0.74 ± 0.02 eV, which is slightly different from the experimental result of 0.64 eV [9], but in agreement with the ab initio calculations [7]. We have used a mesh of 1,200 points to sample the reduced Brillouin zone near the Γ -point. The discrete transitions are dressed with a Gaussian broadening of 0.005 eV to get smooth spectral functions. As CdTe and ZnSe do not share any common atom, three configurations have been simulated: CdTe-like or ZnSe-like terminations (symmetric D_{2d} SL) and the CdSe/ZnTe interfaces (non-symmetric C_{2v} SL).

Results and discussion

We first test our TB model by calculating the electronic properties of non-symmetric $(\text{CdSe})_7/(\text{ZnTe})_7$ superlattices and found a strong in-plane anisotropy of the optical spectrum. The energy subbands are calculated at the Γ -point and labeled according to their dominant bulk-state component: conduction (c), heavy-hole (hh), and light-hole (lh).

Table 1 reports on the dipole matrix elements squared (E_p in electron volt) between the first Γ -like valence and conduction band states for transverse electric polarization in the CdSe/ZnTe superlattices. In a non-symmetric C_{2v} configuration, interfaces are characterized by forward and backward bonds lying in the (110) (or x-) and (-110) (or y-)planes respectively, giving the definition of optical axes here considered: [110] (x), $[-110]$ (y), and [001] (z). In addition the growth sequence in the simulation is as follows: Se-Cd=Se-Cd=Se...Cd=Te-Zn=Te...where ‘-’ and ‘=’ indicate chemical bonds in the x- and y-planes, respectively. For the associated superlattice, we found for the fundamental transition a

polarization degree $\left(\frac{E_{py} - E_{px}}{E_{py} + E_{px}} \right)$ of 17% (canceled for symmetric SL in agreement with point

group D_{2d}), and this is consistent with photoluminescence measurements [10]. As seen in Table 1, the e1-hh1 transition strongly depends on the chemical species at SL terminations, which underlines that relevant active states are mainly located in the surrounding of interfaces. Very interestingly, the CdTe-like terminations allow for a lower absorption threshold due to the very small VBO between CdTe and ZnTe. This explanation can be illustrated from the calculation of the charge densities as shown in Figure 2. Obviously, the ground-state wave function is maximized in CdTe layers compared to ZnSe. The CdTe termination mimics larger ZnTe layers increasing the energy level of hh1. This type of interface allows for a stronger overlap between the valence and conduction subbands, which enhances the optical matrix elements of the band edge.

Table 1 Valence and conduction energy levels at Γ -point and dipole matrix element in transverse electromagnetic polarization

	LH ₁ (eV)	HH ₁ (eV)	E ₁ (eV)	ΔE (eV)	E _{px} (eV)	Polarization
Non-symmetric SL	-0.212	-0.062	1.340	1.402	3.08	17.5%
ZnSe termination	-0.255	-0.101	1.330	1.430	2.56	-
CdTe termination	-0.195	-0.048	1.292	1.339	3.24	-

The zero level is taken at the bulk CdSe valence band

Figure 2 Schematic diagram of the band alignment for the (CdSe)₇/(ZnTe)₇ SL and electronic wave functions. Schematic diagram of the band alignment for the (CdSe)₇/(ZnTe)₇ SL (a) and electronic wave functions of the upper valence miniband and the lower conduction miniband in three interfaces cases: (b) non-symmetric case, (c) ZnSe interfaces, and (d) CdTe interfaces. Envelope functions are plotted along the [001] axis (molecular average between the charge densities on cation and anion sites) for clarity reasons and to better evidence the location of electronic states in the structure.

Figure 3 shows the absorption coefficient calculated for each type of superlattice. In the simulation, we considered six conduction and 12 valence subbands. Consequently, the calculated spectral function is valid near the center of the reduced Brillouin zone up to 2 eV above the valence band maximum. In the same way of optical transitions, the absorption threshold is found strongly dependent on the chemistry at interfaces. According to these calculations, the CdTe interfaces should be favored to increase absorption in the solar spectrum. However, they are very difficult to control during the sample growth by molecular beam epitaxy (MBE). The major steps correspond to the different conduction minibands. The peaks around 1.52 and 1.83 eV for CdTe terminations, and around 1.9 eV for the non-symmetric SL, correspond to the curvature inversion observed in the valence miniband around -0.6 eV for the non-symmetric SL as shown in Figure 4. Absorption measurements have not yet been performed on such samples but photoluminescence measurements at 4 K for the same SL grown by MBE show a maximum value around 1.42 eV, in good agreement with the simulated absorption thresholds (Figure 5).

Figure 3 Absorption coefficient of the (CdSe)₇/(ZnTe)₇ SL for three types of interface, as a function of energy

Figure 4 Band diagram of the CdSe/ZnTe SL with non-symmetric interfaces. Band diagram (black lines) of the CdSe/ZnTe SL with non-symmetric interfaces in the reduced Brillouin zone along the [001] and [110] directions

Figure 5 Photoluminescence spectra of (CdSe)₇/(ZnTe)₇ SL grown by MBE

Conclusions

In conclusion, we have studied the optical properties of ultra thin II-VI quantum well structures suited for solar application and shown that a strong and stable optical process can occur at wavelengths of 885 nm. Further engineering of the electronic structure could be achieved by considering the different well thicknesses and alloyed materials in the superlattices. Our results show the usefulness of II-VI semiconductors to implement type-II band alignment in photovoltaic-based systems.

Abbreviations

E, conduction (electron) band state; HH, heavy-hole valence band state; LH, light-hole valence band state; MBE, molecular beam epitaxy; SL, superlattice; TB, tight-binding; VBO, valence band offset

Competing interests

The authors declare that they have no competing interests.

Authors' contributions

SB carried out the absorption simulation of II-VI SL, CR introduced absorption calculation in the TB program, and JMJ wrote the TB simulation tool. JE and JMJ managed the simulation team. LG and RA performed the MBE growth and JB and JPR performed the optical measurements. RA, HM, and JB authored a patent which proposes type-II SL for solar cell [11]. All authors read and approved the final manuscript.

References

1. Tournié E, Baranov AN: **Mid-infrared semiconductor lasers: a review**. In *Advances in Semiconductor Lasers*. Volume 86. Edited by Coleman JJ, Bryce AC, Jagadish C. San Diego: Academic Press; 2012:183–226.
2. Scholz R, Jancu JM, Beltram F, Bassani F: **Calculation of electronic states in semiconductor heterostructures with an empirical spds* tight-binding model**. *Phys Status Solidi B* 2000, **217**:449–460.
3. Sacconi F, Carlo AD: **Full band approach to tunneling in MOS structures**. *IEEE T-ED* 2004, **51**:741–748.
4. Jancu J-M, Girard J-C, Nestoklon M, Lemaître A, Glas F, Wang Z, Voisin P: **STM images of subsurface Mn atoms in GaAs: evidence of hybridization of surface and impurity states**. *Phys Rev Lett* 2008, **101**:196801.
5. Jancu J-M, Voisin P: **Tetragonal and trigonal deformations in zinc-blende semiconductors: a tight-binding point of view**. *Phys Rev B* 2007, **76**:115202.
6. Mourad D, Richters J-P, Gérard L, André R, Bleuse J, Mariette H: **Determination of the valence band offset at cubic CdSe/ZnTe type II heterojunctions: a combined experimental and theoretical approach**. *Cond Mat Mtrl Sci* 2012:arXiv:1208.2188. in press.
7. Van de Walle CG, Neugebauer J: **Universal alignment of hydrogen levels in semiconductors, insulators and solutions**. *Nature* 2003, **423**:626–628.
8. Boykin T, Vogl P: **Dielectric response of molecules in empirical tight-binding theory**. *Phys Rev B* 2001, **65**:35202.
9. Yu ET, Phillips MC, McCaldin JO, McGill TC: **Measurement of the CdSe/ZnTe valence band offset by X-ray photoelectron spectroscopy**. *J Vac Sci Technol B* 1991, **9**:2233.

10. Su W, Ya M, Chiu Y, Chen Y: **Polarized optical properties in type-II ZnTe/CdSe multiple quantum wells induced by interface chemical bonds.** Phys Rev B 2002, **66**:113305.

11. André R, Bleuse J, Mariette H: **Hétérostructure semi-conductrice de type-II et cellule photovoltaïque comprenant une telle hétérostructure.** Patent FR1153146 2011.

n-type

absorber
(intrinsic)

p-type

Figure 1

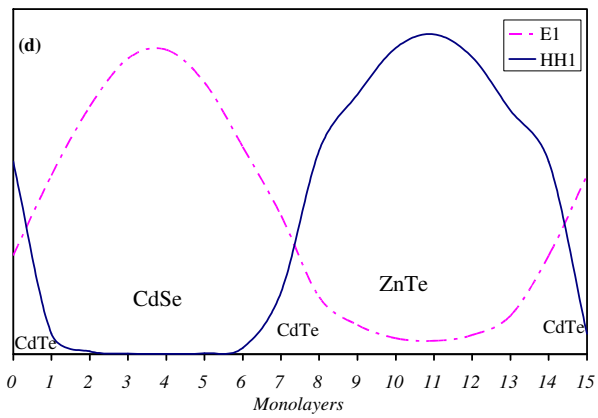
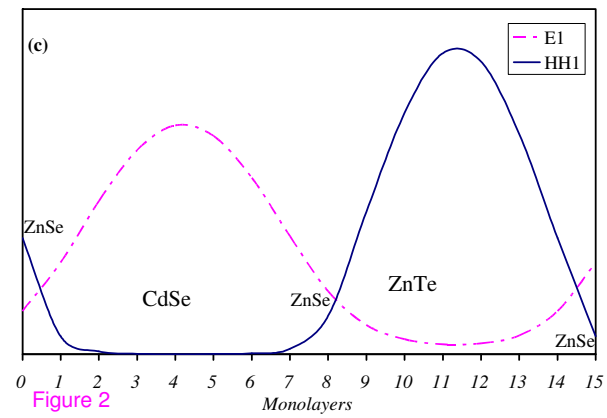
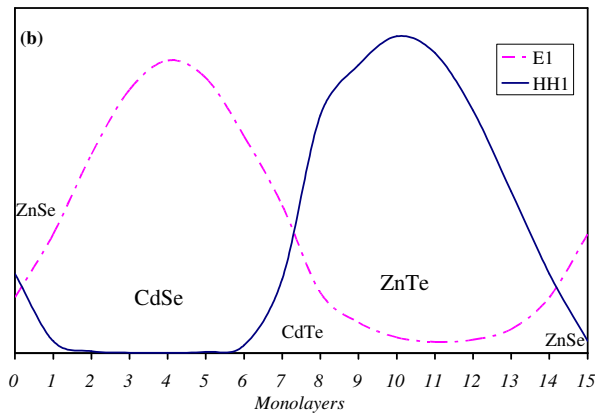
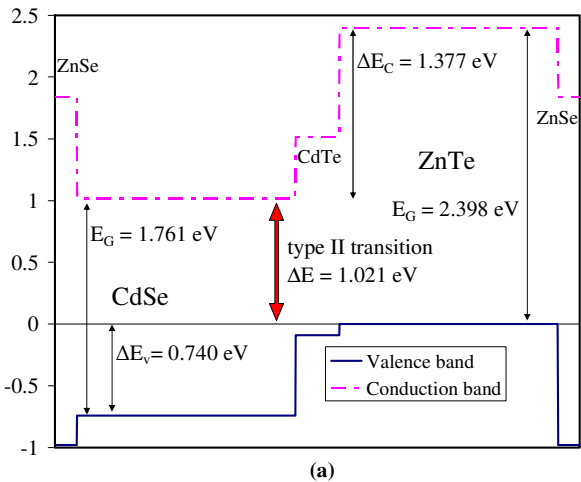


Figure 2

(ZnTe)₇/(CdSe)₇ superlattice absorption

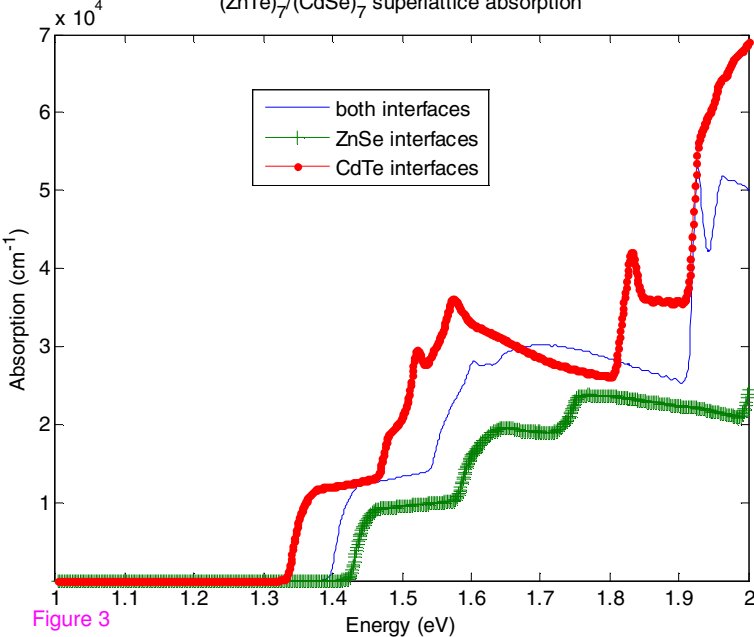


Figure 3

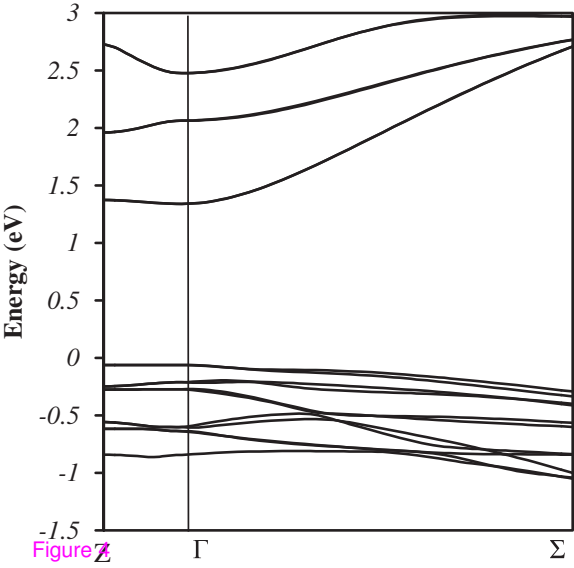


Figure 7

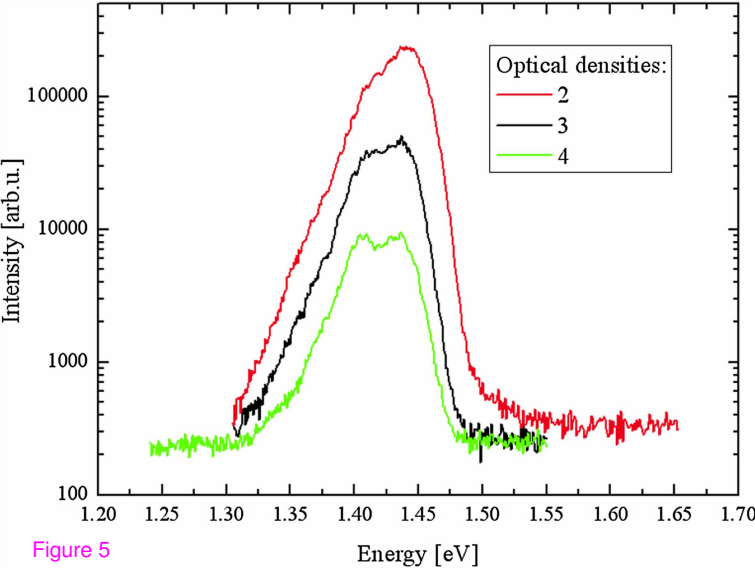


Figure 5