



HAL
open science

Inelastic shot noise characteristics of nanoscale junctions from first principles

Rémi Avriller, T. Frederiksen

► **To cite this version:**

Rémi Avriller, T. Frederiksen. Inelastic shot noise characteristics of nanoscale junctions from first principles. *Physical Review B: Condensed Matter and Materials Physics (1998-2015)*, 2012, 86 (15), pp.155411 (1-13). 10.1103/PhysRevB.86.155411 . hal-00740447

HAL Id: hal-00740447

<https://hal.science/hal-00740447v1>

Submitted on 10 Oct 2012

HAL is a multi-disciplinary open access archive for the deposit and dissemination of scientific research documents, whether they are published or not. The documents may come from teaching and research institutions in France or abroad, or from public or private research centers.

L'archive ouverte pluridisciplinaire **HAL**, est destinée au dépôt et à la diffusion de documents scientifiques de niveau recherche, publiés ou non, émanant des établissements d'enseignement et de recherche français ou étrangers, des laboratoires publics ou privés.



Distributed under a Creative Commons Attribution - NonCommercial - ShareAlike 4.0 International License

Inelastic shot noise characteristics of nanoscale junctions from first principles

R. Avriller^{1,2} and T. Frederiksen^{2,3}

¹*Univ. Bordeaux, LOMA, UMR 5798, F-33400 Talence, France*
CNRS, LOMA, UMR 5798, F-33400 Talence, France

²*Donostia International Physics Center (DIPC) – UPV/EHU,*

Paseo Manuel de Lardizabal 4, E-20018 Donostia-San Sebastian, Spain
³*IKERBASQUE, Basque Foundation for Science, E-48011, Bilbao, Spain*

(Dated: October 10, 2012)

We describe an implementation of *ab-initio* methodology to compute inelastic shot noise signals due to electron-vibration scattering in nanoscale junctions. The method is based on the framework of non-equilibrium Keldysh Green’s functions with a description of electronic structure and nuclear vibrations from density functional theory. Our implementation is illustrated with simulations of electron transport in Au and Pt atomic point contacts. We show that the computed shot noise characteristics of the Au contacts can be understood in terms of a simple two-site tight-binding model representing the two apex atoms of the vibrating nano-junction. We also show that the shot noise characteristics of Pt contacts exhibit more complex features associated with inelastic interchannel scattering. These inelastic noise features are shown to provide additional information about the electron-phonon coupling and the multichannel structure of Pt contacts than what is readily derived from the corresponding conductance characteristics. We finally analyze a set of Au atomic chains of different lengths and strain conditions and provide a quantitative comparison with the recent shot noise experiments reported by Kumar *et al.* [Phys. Rev. Lett. **108**, 146602 (2012)].

I. INTRODUCTION

The signatures of vibrational modes in the shot noise properties of nanoscale junctions have been the subject of active theoretical investigations [1–12]. Recently, it was shown in Refs. [6–8], that under applying a bias voltage eV larger than the typical phonon energy $\hbar\omega_0$, the activation of phonon emission in a junction at low temperatures is responsible for a threshold behavior of the shot noise versus voltage characteristics. More specifically, depending on the electronic transmission probability of the junction, the correction to the shot noise signals induced by electron-phonon (e-ph) interactions was shown to exhibit jumps in the voltage derivative that are either positive or negative, as the result of a subtle interplay between one-electron tunneling events and correlated two-electrons processes [13]. This behavior of the inelastic shot noise signal was recently shown to be strongly dependent on fluctuations in the occupation of the locally excited vibrational mode. Under certain conditions, this phenomenon might lead to a strong feedback of the dynamics of the oscillator on the electronic noise properties [10, 11] and the corresponding nonlinear effect in the shot noise could be of interest for the characterization of heating effects at the nanoscale.

In parallel to this theoretical activity, the first non-equilibrium shot noise measurements were recently performed on gold (Au) nano-junctions that unravel clear signatures of the excitation of local vibrational modes [13]. Those measurements confirm qualitatively the predictions of Ref. [6–8] concerning the existence of a crossover from positive to negative correction to the Fano factor upon phonon excitation, when decreasing the electron transmission factor τ of the junction from unity. However, the experimental shot noise characteristics ex-

hibit some unexplained features which seem to be out of the range of “single level, single vibrational mode” models. For instance, the position of the crossover was shown to be shifted compared to the theory from $\tau \approx 0.85$ to $\tau \approx 0.95$ [13].

The above mentioned experiments exemplify the relevance of exploring new methods that allow to compute quantitatively the inelastic shot noise signals from first principles. The aim of the present paper is thus two-fold: First, to document our implementation of such a framework into the INELASTICA [14–16] *ab-initio* code based on SIESTA [17] and TRANSIESTA [18]. To this end, we adopt the results derived in Refs. [19, 20] based on non-equilibrium Keldysh Green’s functions. Secondly, we apply our implementation to discuss the inelastic shot noise signals in atomic point contacts of Au and Pt [21, 22] with all parameters extracted from atomistic calculations. Depending on the material, a different number of conductance channels are available for the electron transport [23–25] and—as a consequence—also the inelastic transport properties are qualitatively different [26]. In particular, this allows us to highlight and analyze the additional complexities that arise from interchannel scattering under realistic conditions. We finally analyze calculations for a set of Au atomic chains of different lengths and strain conditions and compare the findings with the recent shot noise experiments [13].

The organization of the paper is the following. In Sec. II, we present the *ab-initio* methodology we have implemented in order to compute the correction to the shot noise induced by e-ph interactions. In Sec. III we present results obtained for different Au and Pt atomic point contact, and calculations for Au atomic chains bridging the electrodes is investigated in Sec. IV. Our conclusions are presented in Sec. V.

II. METHODOLOGY

In this section we outline the methodology used to perform first-principles calculations of shot noise characteristics.

A. Model

We consider the standard partitioning scheme in which an interacting device region D couples to two reservoirs of noninteracting electrons, namely left L and right R leads. This system is described by the following spin degenerate Hamiltonian

$$\hat{H} = \hat{H}_D + \hat{H}_{L,R} + \hat{H}_T. \quad (1)$$

Here the device region D , in which the e-ph interactions are assumed to be strictly localized, is described by a Hamiltonian of the form

$$\hat{H}_D = \hat{H}_e^{(0)} + \hat{H}_{\text{ph}}^{(0)} + \hat{H}_{\text{e-ph}}, \quad (2)$$

$$\hat{H}_e^{(0)} = \sum_{i,j} H_{ij}^{(0)} \hat{d}_i^\dagger \hat{d}_j, \quad (3)$$

$$\hat{H}_{\text{ph}}^{(0)} = \sum_{\lambda} \hbar\omega_{\lambda} \hat{b}_{\lambda}^\dagger \hat{b}_{\lambda}, \quad (4)$$

$$\hat{H}_{\text{e-ph}} = \sum_{\lambda} \sum_{i,j} M_{ij}^{\lambda} \hat{d}_i^\dagger \hat{d}_j (\hat{b}_{\lambda}^\dagger + \hat{b}_{\lambda}), \quad (5)$$

where \hat{d}_i^\dagger and $\hat{b}_{\lambda}^\dagger$ are the electron and phonon creation operators in the device space, respectively. Here $\hat{H}_e^{(0)}$ is the single-particle Kohn Sham DFT Hamiltonian describing electrons moving in a static arrangement of the atomic nuclei. In this Hamiltonian, electron-electron interactions are taken into account at the mean field level. $\hat{H}_{\text{ph}}^{(0)}$ is the phonon Hamiltonian of free uncoupled harmonic oscillators, and $\hat{H}_{\text{e-ph}}$ is the e-ph coupling within the harmonic approximation.

The Hamiltonians describing the leads $\hat{H}_{L,R}$ and the tunnel couplings between leads and device region \hat{H}_T are given by

$$\hat{H}_{L,R} = \sum_{\alpha=L,R} \sum_{i,j} H_{ij}^{\alpha} \hat{c}_{\alpha,i}^\dagger \hat{c}_{\alpha,j}, \quad (6)$$

$$\hat{H}_T = \sum_{\alpha=L,R} \sum_{i,j} \left(V_{ij}^{\alpha} \hat{c}_{\alpha,i}^\dagger \hat{d}_j + h.c. \right), \quad (7)$$

where $\hat{c}_{\alpha,i}^\dagger$ is the electron creation operator in lead $\alpha = L, R$. Each lead is considered to be in local equilibrium such that the occupied states are characterized by a Fermi distribution with thermal energy $k_B T$ and chemical potential μ_{α} . An applied voltage V is assumed to shift symmetrically the chemical potentials of the leads with respect to the Fermi level position at equilibrium E_F (determined self-consistently in Kohn-Sham DFT by filling the electronic states from below) as $\mu_{L(R)} = E_F + (-)eV/2$ and to leave the electrostatic potential of the device unchanged.

B. Electronic structure methods

All parameters in the above Hamiltonian are extracted from self-consistent calculations with SIESTA [17] for the TRANSIESTA setup [18] according to the INELASTICA scheme [14–16]. With $\{\phi_i\}$ denoting the full nonorthogonal basis set of atomic orbitals, the Fermion operators satisfy the anti-commutation relations $\{\hat{d}_i^\dagger, \hat{d}_j^\dagger\} = \{\hat{d}_i, \hat{d}_j\} = 0$ and $\{\hat{d}_i, \hat{d}_j^\dagger\} = S_{ij}$, where $S_{ij} = \langle \phi_i | \phi_j \rangle$ is the overlap matrix (and similar for the lead Fermion operators). Using boldface notation throughout this manuscript for the electronic space, we let $\mathbf{H}^{(0)}$ represent the matrix elements of the Kohn-Sham Hamiltonian in the device region, \mathbf{V}^{α} the coupling elements between device and lead α , \mathbf{S} the overlap matrix, and \mathbf{M}^{λ} the e-ph coupling matrix (obtained by finite differences [15]) corresponding to a localized mode λ with energy $\hbar\omega_{\lambda}$.

In the device region D the single-particle noninteracting retarded (advanced) Green's function $\mathbf{g}^{r(a)}(E)$, *i.e.*, without e-ph interactions, takes the usual form

$$\mathbf{g}^{r(a)}(E) = \{ (E \pm i0^+) \mathbf{S} - \mathbf{H}^{(0)} - \Sigma_L^{r(a)}(E) - \Sigma_R^{r(a)}(E) \}^{-1}, \quad (8)$$

where

$$\Sigma_{\alpha}^{r(a)}(E) = (\mathbf{V}^{\alpha})^\dagger \mathbf{g}_{\alpha S}^{r(a)}(E) \mathbf{V}^{\alpha} \quad (9)$$

is the retarded (advanced) self-energy due to lead α . Here $\mathbf{g}_{\alpha S}^{r(a)}(E)$ represents the corresponding surface Green's function for the isolated lead and is calculated recursively [27]. The retarded and advanced Green's functions are connected through the relation $\mathbf{g}^a(E) = \{\mathbf{g}^r(E)\}^\dagger$. For convenience we also introduce here the level broadening due to lead α

$$\Gamma_{\alpha}(E) = i\{\Sigma_{\alpha}^r(E) - \Sigma_{\alpha}^a(E)\}. \quad (10)$$

Finally, as the theory of shot noise characteristics presented in the following section is developed in an orthogonal basis, we orthogonalize all relevant quantities according to standard Löwdin transformations [28], *i.e.*,

$$\mathbf{H}^{(0)} \rightarrow \tilde{\mathbf{H}}^{(0)} = \mathbf{S}^{-1/2} \mathbf{H}^{(0)} \mathbf{S}^{-1/2}, \quad (11)$$

$$\mathbf{M}^{\lambda} \rightarrow \tilde{\mathbf{M}}^{\lambda} = \mathbf{S}^{-1/2} \mathbf{M}^{\lambda} \mathbf{S}^{-1/2}, \quad (12)$$

$$\mathbf{S} \rightarrow \tilde{\mathbf{S}} = \mathbf{S}^{-1/2} \mathbf{S} \mathbf{S}^{-1/2} = \mathbf{1}, \quad (13)$$

$$\mathbf{g}^{r(a)} \rightarrow \tilde{\mathbf{g}}^{r(a)} = \mathbf{S}^{1/2} \mathbf{g}^{r(a)} \mathbf{S}^{1/2}, \quad (14)$$

$$\Gamma_{\alpha} \rightarrow \tilde{\Gamma}_{\alpha} = \mathbf{S}^{-1/2} \Gamma_{\alpha} \mathbf{S}^{-1/2}, \quad (15)$$

where the transformation matrices

$$\mathbf{S}^{1/2} = \mathbf{U} \text{diag}(\sqrt{\varepsilon_1}, \dots, \sqrt{\varepsilon_n}) \mathbf{U}^{-1}, \quad (16)$$

$$\mathbf{S}^{-1/2} = \mathbf{U} \text{diag}(1/\sqrt{\varepsilon_1}, \dots, 1/\sqrt{\varepsilon_n}) \mathbf{U}^{-1}, \quad (17)$$

are determined through the eigenvalue problem $\mathbf{S} \mathbf{U}_i = \varepsilon_i \mathbf{U}_i$ for the overlap matrix.

C. Nonequilibrium Keldysh Green's functions

We summarize in this section how to calculate conductance and shot noise characteristics for nano-junctions described by the electronic structure as outlined in Sec. II B. The concepts underlying this methodology are derived in Ref. [19] and were applied to single-level and single-mode models in Refs. [6–8]. Here we follow the specific generalization to the multi-level and multi-mode model formulated by Haupt *et. al.* [8, 20]. The two fundamental approximations are (i) weak e-ph interactions and (ii) the so-called extended wide-band limit (EWBL).

1. Extended wide-band limit (EWBL)

As in previous work we adopt the EWBL [8, 14, 15, 20, 29, 30] to perform energy integrations analytically such that explicit results for the mean current and shot noise can be stated. The EWBL consists of approximating the noninteracting retarded and advanced Green's functions as well as the level broadenings with their values at the Fermi energy E_F , *i.e.*,

$$\mathbf{g}^{r(a)}(E) \approx \mathbf{g}^{r(a)}(E_F) \equiv \mathbf{g}^{r(a)}, \quad (18)$$

$$\mathbf{\Gamma}_\alpha(E) \approx \mathbf{\Gamma}_\alpha(E_F) \equiv \mathbf{\Gamma}_\alpha. \quad (19)$$

Physically this is motivated by the fact that in many real systems the electronic spectral properties typically vary slowly on the scale of a few phonon energies and applied voltages [14, 15, 29, 30]. In the case of atomic gold wires this approximation was successfully tested by one of us in Ref.[15] via a direct comparison to computationally more expensive calculations based on the self-consistent Born approximation. The physical reason is the strong hybridization of device states with the electrode states (life-time broadening on the eV scale) and the existence of only low-energy vibrational modes (on the meV scale). As this situation also applies to point contacts of Au and Pt, we expect the EWBL to be a very good approximation for these systems too.

2. Computing the current characteristics

In absence of e-ph interactions ($\mathbf{M}^\lambda = \mathbf{0}$), the (bare) current $I_0(V)$ is given by the standard Landauer-Büttiker formula [31]. Within EWBL the transmission function becomes energy independent so that the expression for the current-voltage characteristics is simply

$$I_0[2e/h](V) = \text{Tr}\{\mathbf{T}\}eV, \quad (20)$$

where

$$\mathbf{T} = \mathbf{\Gamma}_L \mathbf{g}^r \mathbf{\Gamma}_R \mathbf{g}^a \quad (21)$$

is the elastic (bare) transmission matrix of the junction. This expression is similar to the Fisher and Lee formula for the conductance [32].

In presence of weak coupling to the vibrational subsystem ($\mathbf{M}^\lambda \neq \mathbf{0}$), the above expression for the mean electronic current has to be modified. At second order of perturbation theory in the e-ph coupling strength, the correction to the current $\delta I(V)$ (within EWBL) can be expressed in terms of products of microscopic factors (system dependent) by voltage-dependent universal functions (system independent) [15, 20]. We write the inelastic corrections to the current as

$$\delta I[2e/h](V) = \delta I_{\text{el}}(V) + \delta I_{\text{inel}}(V), \quad (22)$$

$$\delta I_{\text{el}}[2e/h](V) = \sum_\lambda \left\{ (1 + 2n_B^\lambda) \text{Tr}\{\mathbf{T}_\lambda^{(0)}\} + 2n_B^\lambda \text{Tr}\{\mathbf{T}_\lambda^{(1)}\} \right\} eV, \quad (23)$$

$$\delta I_{\text{inel}}[2e/h](V) = \sum_\lambda \text{Tr}\{\mathbf{T}_\lambda^{(1)}\} g_\lambda(eV). \quad (24)$$

with the microscopic factors given by traces over the following quantities

$$\mathbf{T}_\lambda^{(0)} = \mathbf{\Gamma}_L (\mathbf{g}^r \mathbf{M}^\lambda \mathbf{g}_{\text{Re}}^r \mathbf{M}^\lambda \mathbf{A}_R + \text{H.c.}), \quad (25)$$

$$\mathbf{T}_\lambda^{(1)} = \mathbf{\Gamma}_L \mathbf{g}^r \{ \mathbf{M}^\lambda \mathbf{A}_R \mathbf{M}^\lambda - \frac{i}{2} (\mathbf{M}^\lambda \mathbf{A} \mathbf{M}^\lambda \mathbf{g}^r \mathbf{\Gamma}_R - \text{H.c.}) \} \mathbf{g}^a, \quad (26)$$

and the voltage dependent universal functions given by

$$g_\lambda(eV) = eV + \frac{1}{2} \{ U(eV - \hbar\omega_\lambda) - U(eV + \hbar\omega_\lambda) \}, \quad (27)$$

$$U(eV) = eV \coth(\beta eV/2). \quad (28)$$

In the above equations, \mathbf{g}_{Re}^r denotes the real part of \mathbf{g}^r , $\beta = 1/k_B T$ the inverse temperature of the electrodes, and $\mathbf{A}_\alpha = \mathbf{g}^r \mathbf{\Gamma}_\alpha \mathbf{g}^a$ the partial spectral function corresponding to lead α . The total spectral function is given by $\mathbf{A} = \mathbf{A}_L + \mathbf{A}_R$.

We note that the expressions Eqs. (23)-(24) are subject to the following three additional approximations: (i) We have ignored the asymmetric contributions to the conductance (with respect to voltage) which are derived in Ref. [20, 33, 34]. These contributions are logarithmically divergent in the zero-temperature limit for $|eV| = \hbar\omega_\lambda$ and signal the breakdown of second-order perturbation theory at the inelastic threshold. However, a resummation scheme might renormalize and cure this problem [10]. Out of the threshold region, the logarithmic corrections to the conductance are typically orders of magnitude smaller than the symmetric contribution. They also vanish in the limit of symmetric couplings to the left and right lead [15], thus justifying our assumption. (ii) We fix the phonon populations n_B^λ to the equilibrium values as given by the Bose-Einstein distribution $n_B^\lambda = 1/[\exp(\beta\hbar\omega_\lambda) - 1]$ (regime of equilibrated phonons). For atomic point contacts and chains this is a reasonable starting point as the vibrations in the nanoscale contact are damped to some extent by coupling to bulk phonons [14, 15, 35, 36]. Furthermore, the effect of phonon heating on the shot noise characteristics is a delicate research

topic that is beyond the scope of the present study [10–12]. (iii) Equation (22) corresponds to taking into account only the Fock (exchange) self-energy. Neglecting the Hartree term is indeed a good approximation in most cases of interest: within the EWBL this term provides a voltage independent renormalization of the molecular level positions in the regime of equilibrated phonons and thus displays no features at the phonon emission threshold [20].

The total correction to the current in Eq. (22) is the sum of two contributions. The first one $\delta I_{\text{el}}(V)$ is due to elastic processes induced by e-ph interactions that renormalize the bare transmission factor τ to an effective one, e.g., $\tilde{\tau} \approx \tau + \sum_{\lambda} \text{Tr}\{\mathbf{T}_{\lambda}^{(0)}\}$ at zero temperature. The second contribution $\delta I_{\text{inel}}(V)$ originates from inelastic processes activated by phonon emission. The voltage dependence of this contribution is a universal function of voltage $g_{\lambda}(V)$ [see Eq. (27)] that exhibits a threshold at $|eV| = \hbar\omega_{\lambda}$, in the zero temperature limit. The sign and size of this threshold (jump in conductance) is controlled by the inelastic microscopic factors $\mathbf{T}_{\lambda}^{(1)}$ given in Eq. (26).

Upon differentiation of Eq. (22) with respect to voltage one obtains the correction of the conductance $\delta G(V) = \partial_V(\delta I(V))$. In the zero temperature limit, $\delta G(V)$ is discontinuous at the inelastic threshold, due to the contribution of the inelastic term, see Eq. (24). We thus define the corresponding jump in the inelastic correction to the conductance $\Delta G_{\lambda} \equiv \lim_{\eta \rightarrow 0^+} \{\delta G(\hbar\omega_{\lambda} + \eta) - \delta G(\hbar\omega_{\lambda} - \eta)\}$ at the threshold voltage corresponding to mode λ by

$$\Delta G_{\lambda}[2e^2/h] = \text{Tr}\{\mathbf{T}_{\lambda}^{(1)}\}. \quad (29)$$

3. Computing the shot noise characteristics

Shot noise characteristics in absence of coupling to local vibrational modes ($\mathbf{M}^{\lambda} = \mathbf{0}$) was reviewed by Blanter and Büttiker in Ref. [37]. Within EWBL, the correlation function of the current operator evaluated at zero frequency, e.g. the (bare) shot noise characteristics $S_0(V)$, is given by the simplified expression [37]

$$S_0[2e^2/h](V) = \frac{2}{\beta} \text{Tr}\{\mathbf{T}^2\} + \text{Tr}\{\mathbf{T}(\mathbf{1} - \mathbf{T})\}U(eV). \quad (30)$$

This expression is associated with the noise induced by thermal fluctuations in the electron occupation of the electrode Fermi seas and with fluctuations in the occupation of the coherent left- and right-moving scattering states.

At second order of perturbation theory in the e-ph coupling strength, the expression for the finite temperature correction to the noise $\delta S(V)$ in the regime of equilibrated phonons is rather complicated, and derived in detail in Ref. [20]. While we have implemented these results and used them in the numerical part of this work, we here just state the simpler result for the zero-temperature limit

$$\delta S[2e^2/h](V) = \delta S_{\text{el}}(V) + \delta S_{\text{inel}}(V), \quad (31)$$

$$\delta S_{\text{el}}[2e^2/h](V) = \sum_{\lambda} \text{Tr}\{(\mathbf{1} - 2\mathbf{T})\mathbf{T}_{\lambda}^{(0)}\}|eV|, \quad (32)$$

$$\delta S_{\text{inel}}[2e^2/h](V) = \sum_{\lambda} \text{Tr}\{(\mathbf{1} - 2\mathbf{T})\mathbf{T}_{\lambda}^{(1)} + \mathbf{Q}_{\lambda}\} \times (|eV| - \hbar\omega_{\lambda})\theta(|eV| - \hbar\omega_{\lambda}), \quad (33)$$

with

$$\mathbf{Q}_{\lambda} = -\mathbf{g}^a \mathbf{\Gamma}_L \mathbf{g}^r \{ \mathbf{M}^{\lambda} \mathbf{A}_R \mathbf{\Gamma}_L \mathbf{A}_R \mathbf{M}^{\lambda} + \mathbf{M}^{\lambda} \mathbf{A}_R \mathbf{\Gamma}_L \mathbf{g}^r \mathbf{M}^{\lambda} \mathbf{g}^r \mathbf{\Gamma}_R + \text{H.c.} \}. \quad (34)$$

Consistent with our assumptions for the inelastic corrections to the mean current (Sec. II C 2) we neglect also for the noise part the asymmetric terms leading to logarithmic divergences as well as contributions from the Hartree e-ph self-energy.

Analogous to the corrections to the current [Eqs. (22)-(28)] also the inelastic noise corrections [Eqs. (31)-(34) in the zero-temperature limit] can be written as products of microscopic factors by universal voltage-dependent functions. The first term $\delta S_{\text{el}}(V)$ [Eq. (32)] represents an elastic correction to the noise. The second term $\delta S_{\text{inel}}(V)$ [Eq. (33)] is related to inelastic signatures of phonon activation in the shot noise. Its origin and interpretation is less intuitive than the corresponding expression for the mean current. The part proportional to $\text{Tr}\{(\mathbf{1} - 2\mathbf{T})\mathbf{T}_{\lambda}^{(1)}\}$ originates from a mean-field contribution to the shot noise while the other part proportional to $\text{Tr}\{\mathbf{Q}_{\lambda}\}$ is related to vertex corrections [20]. A similar (although slightly different) decomposition in terms of one-electron (mean-field like) and two electron (vertex-like) processes was proposed in Ref. [13].

Instead of looking directly at the inelastic corrections in the shot noise it is convenient to analyze the voltage derivative of the shot noise $\delta \dot{S}(V) = \partial_V(\delta S(V))$, *i.e.*, the inelastic noise change. In the zero temperature limit, $\delta \dot{S}_{\lambda}(V)$ is discontinuous at the inelastic threshold, due to the contribution of the inelastic term, see Eq. (33). We thus define the corresponding jump in the inelastic correction to the shot-noise $\Delta \dot{S}_{\lambda} \equiv \lim_{\eta \rightarrow 0^+} \{\delta \dot{S}(\hbar\omega_{\lambda} + \eta) - \delta \dot{S}(\hbar\omega_{\lambda} - \eta)\}$ at the threshold voltage corresponding to mode λ by

$$\Delta \dot{S}_{\lambda}[2e^3/h] = \text{Tr}\{(\mathbf{1} - 2\mathbf{T})\mathbf{T}_{\lambda}^{(1)} + \mathbf{Q}_{\lambda}\}. \quad (35)$$

III. RESULTS FOR AU AND PT CONTACTS

We first consider Au and Pt atomic point contacts, such as those shown Fig. 1, as benchmark systems for our *ab-initio* calculations. Along the lines of Ref. [38] by one of us, we consider periodic supercells with a 4×4 representation of either Au(100) and Pt(100) surfaces sandwiching two pyramids pointing toward each other. The

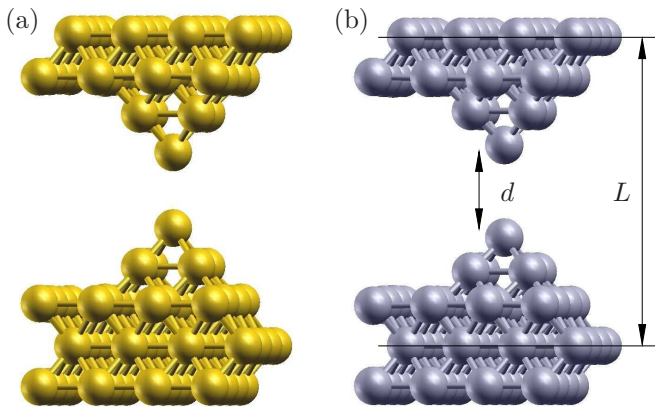


FIG. 1. (Color online) Atomic point contacts of (a) Au atoms (shown in yellow-gold) and (b) Pt atoms (shown in blue-gray) considered in the first-principles transport calculations. The characteristic electrode separation L is measured between the second-topmost surface layers. The distance d characterizes the separation between the two apex atoms.

characteristic electrode separation L is measured between the second-topmost surface layers, since the surface layers themselves are relaxed and hence deviate on the decimals from the bulk values.

Our SIESTA calculations use a single- ζ plus polarization (SZP) basis with a confining energy of 0.01 Ry [corresponding to the $5d$ and $6(s,p)$ states of the free atoms], the generalized gradient approximation (GGA) for exchange-correlation, a cutoff energy of 200 Ry for the real-space grid integrations, and the Γ -point approximation for the sampling of the three-dimensional Brillouin zone. The interaction between the valence electrons and the ionic cores is described by standard norm-conserving Troullier-Martins pseudopotentials generated from relativistic atomic calculations. As for the bulk Au and Pt crystals, we set the lattice constants to 4.18 Å and 4.02 Å, respectively.

For each electrode separation L we relax the surface atoms until the residual forces are smaller than 0.02 eV/Å and proceed calculating vibrational modes and e-ph couplings by finite differences. For simplicity, we here only consider that the two apex atoms can vibrate, leaving us with six characteristic vibrational modes in the device. This assumption is only made to facilitate a fundamental understanding of the inelastic signals. Finally, while electron transport in the supercell approach generally involves a sampling over k_{\parallel} -points, we approximate in the following all relevant quantities with their values at the Γ -point.

We present in Fig. 2 the dependence of the electron transmission and vibrational frequencies, as a function of the electrode separation L . In both cases of Au and Pt junctions, the total transmission τ decreases with L as observed in Fig. 2(b),(d) and covers the range from contact (ballistic limit) to the tunnel regime (low-transmission regime). The total transmission $\tau = \sum_i \tau_i$

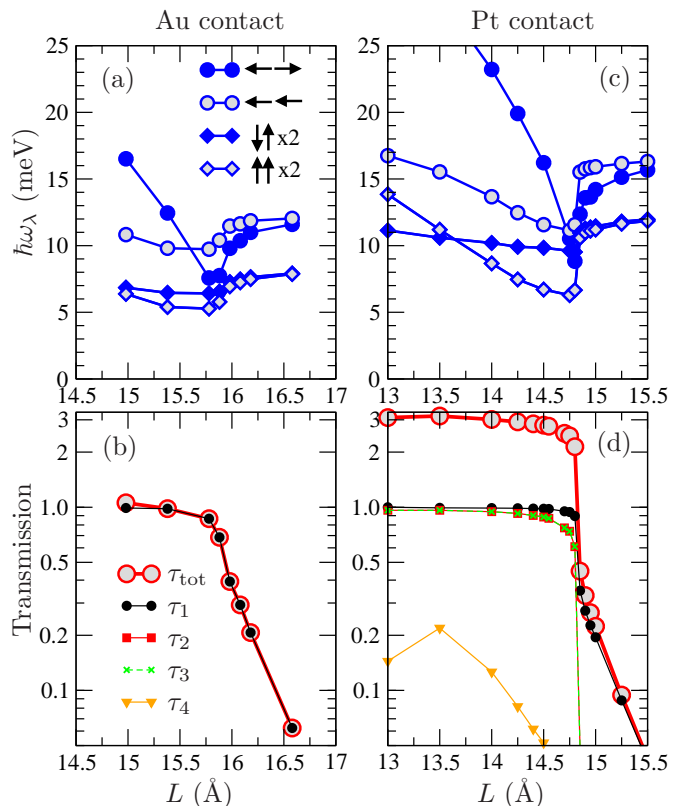


FIG. 2. (Color online) (a) Vibrational frequencies and (b) electronic transmission at the Fermi energy as a function of electrode separation L for the Au atomic point contact. (c),(d) similar as (a),(b) but for the Pt atomic point contact. As indicated in the legends in panel (a) the longitudinal (transverse) eigenmodes are pictured in (a) and (c) with circular (diamond) symbols. The out-of-phase (in-phase) modes are represented by filled (open) symbols. In panels (b) and (d) both the total transmission $\tau = \tau_{\text{tot}}$ (large red circles) as well as the transmission τ_1, \dots, τ_4 for the four most conducting transport eigenchannels (small symbols) are shown. Note that the legends shown in the Au panels apply also to the Pt panels.

can be understood as a sum over eigenchannel transmissions τ_i for a set of (non mixing) electron scattering states. In Fig. 3 we have visualized the scattering states belonging to the four most transmitting channels (waves incoming from below) [39].

In the case of Au junctions the total transmission is essentially made up of a single channel, *i.e.*, $\tau \approx \tau_1$ as seen in Fig. 2(b). This fact can be traced back to the single s -valence of Au [21, 23–25]. The corresponding eigenchannel scattering state ψ_1^σ is rotationally symmetric (σ -type) as seen in Fig. 3(a). The fact that essentially only one transmission channel contributes to the elastic current can also be appreciated by comparing the amplitude of the transmitted part of the different scattering states as it reflects the transmission probability. For the Au contact it is clear that only ψ_1^σ penetrates significantly the tunnel gap between the apex atoms.

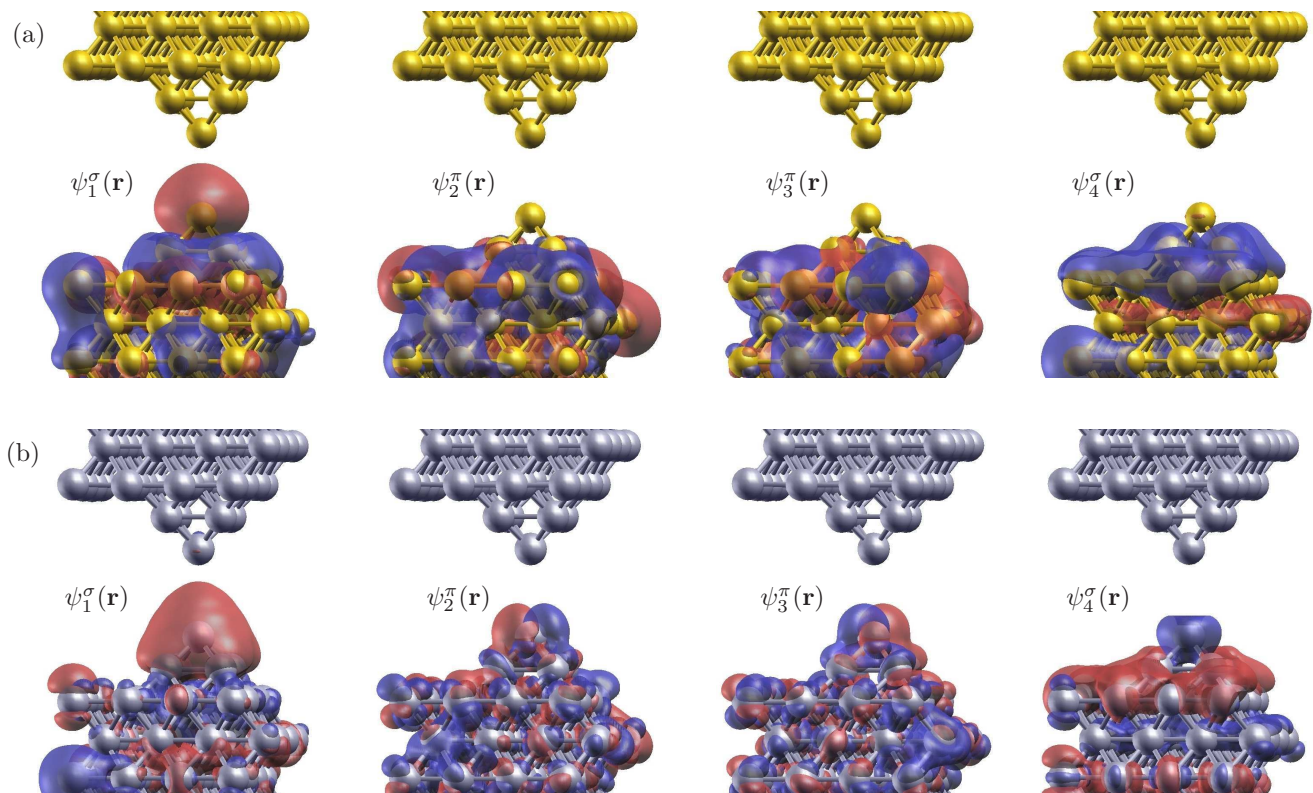


FIG. 3. (Color online) Isosurface representations of the four most conducting eigenchannel scattering states $\psi_i(\mathbf{r})$ (incoming from below) for (a) a Au atomic point contact ($L = 16.58 \text{ \AA}$) and (b) a Pt atomic point contact ($L = 15.50 \text{ \AA}$). The states are ordered according to decreasing transmission. Due to the tunnel gap between the two sides the electron scattering states decay rapidly and the transmitted part of the wave on the other electrode is not visible. The blue and red colors represent the sign of the real part of the scattering states (our choice of phase makes the imaginary part negligible for visualization purposes). The isosurface plots reveal different rotational symmetry around an axis connecting the apex atoms. For both contacts one observes that the channels ψ_1^σ and ψ_4^σ are σ -type states (rotationally symmetric) while ψ_2^π and ψ_3^π are π -type states (with a nodal plane through the symmetry axis).

For the Pt junctions on the other hand the total transmission has significant contributions from three eigenchannels in the contact regime, cf. Fig. 2(d). As revealed in Fig. 3(b) the symmetry of the most transmitting channel is of σ -type while the following two are of π -type with a nodal plane through the symmetry axis. This multichannel nature reflects the partially filled sd valence shells of Pt [21, 23–25].

A. Au contacts

1. $\delta G(V)$ and $\delta \dot{S}(V)$ characteristics

Using the methodology presented in Sec. II C we proceed by studying the inelastic effects in the transport through the considered Au atomic point contacts. Figure 4 shows the curves obtained for the $\delta G(V)$ and $\delta \dot{S}(V) = \partial_V(\delta S(V))$ characteristics upon phonon excitation, for several electrode distances spanning the range from tunnel to contact.

As shown in Fig. 4(a), for each of the considered

geometries the correction to the reduced conductance $\delta G(V)$ exhibits a threshold-like character around $|eV| \sim \hbar\omega_{\leftarrow\rightarrow} \approx 10 \text{ meV}$ corresponding to the out-of-phase longitudinal vibrational mode [38]. The signals from the other five modes are so small that they are hardly visible. For the tunneling setups ($\tau < 1/2$) the activation of phonon emission processes above the inelastic threshold opens a new channel for conduction, thus increasing the conductance compared to its elastic background value. Contrary, in the contact regime ($\tau > 1/2$) the activation of inelastic scattering processes reduces the conductance (backscattering), *i.e.*, results in a negative jump.

Figure 4(b) shows the corresponding $\delta \dot{S}(V) = \partial_V(\delta S(V))$ characteristics, which also exhibit a threshold response for voltages close to the phonon frequency of the “ $\leftarrow\rightarrow$ ” mode. But in contrast to the conductance curves, the finite temperature effect is not only to smoothen the jump but also to produce some small downturn in the vicinity of the inelastic threshold [8, 20]. The sign of the jumps $\Delta \dot{S}_{\leftarrow\rightarrow}$ is consistent with the predictions based on “single-level, single-mode” models in Refs. [6–8], *i.e.*, that it is negative only in the region $0.15 \leq \tau \leq 0.85$ and

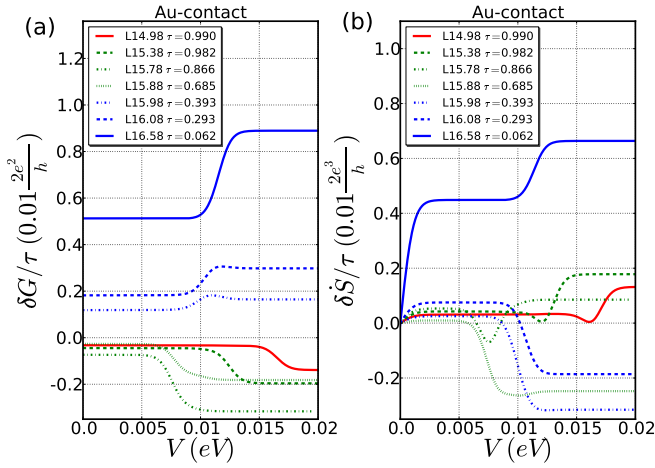


FIG. 4. (Color online) Inelastic conductance and noise corrections for Au atomic point contacts with different electrode separations L in the regime of equilibrated phonons. (a) Conductance corrections $\delta G/\tau(V)$ induced by e-ph interactions as a function of voltage V . (b) Derivative of the shot noise with respect to voltage $\delta\dot{S}/\tau(V)$ induced by e-ph interactions. For each geometry six eigenmodes are considered as only the two apex atoms are vibrating, cf. Fig. 2(a). The calculations are performed at $T = 4.2$ K.

positive elsewhere. The onset of a negative inelastic correction to shot noise is not particularly intuitive. It was recently observed experimentally in shot noise measurements performed on Au nano-junctions and explained in terms of correlated two-electron processes mediated by Pauli principle (Pauli blocking) and e-ph interactions [13].

A more direct way to appreciate these trends is shown in Fig. 5(a). Here the total jumps in the conductance $\Delta G = \sum_{\lambda} \Delta G_{\lambda}$ (blue circles) and derivative of shot noise versus voltage $\Delta\dot{S} = \sum_{\lambda} \Delta\dot{S}_{\lambda}$ (red diamonds) [over a voltage range that covers all possible phonon excitations] is shown as a function of the bare transmission τ of each considered geometry. For comparison the corresponding jumps $\Delta G_{\leftarrow\rightarrow}$ and $\Delta\dot{S}_{\leftarrow\rightarrow}$ associated with just the most active “ $\leftarrow\rightarrow$ ” mode is shown with stars. All the computed data is consistent with sign changes in the inelastic correction at $\tau = 1/2$ for the conductance and at $\tau \approx \{0.15, 0.85\}$ for the shot noise.

2. Analytic model

To develop an understanding for the calculated amplitudes and sign changes for ΔG and $\Delta\dot{S}$ shown in Fig. 5(a), we developed a simple two-site tight-binding model of the vibrating Au contact along the lines of Ref. [38]. This model is more appropriate to describe our physical problem than the single-level model analyzed in Refs. [6–8].

As shown in the inset to Fig. 5(a) we represent each of

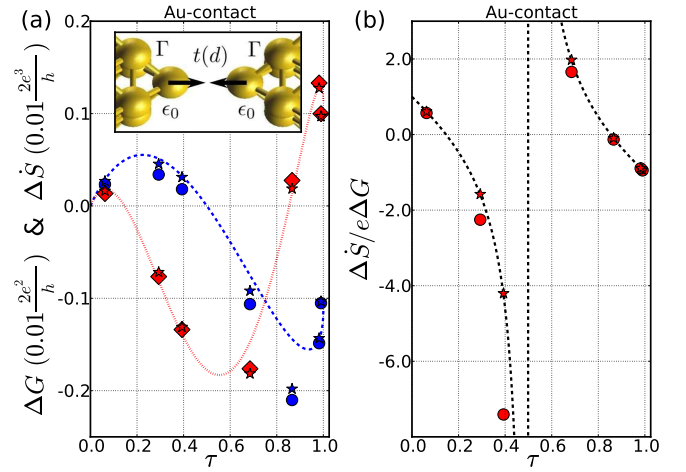


FIG. 5. (Color online) Analysis of inelastic features for Au atomic point contacts with varying electrode separation d shown as a function of the total transmission factor τ . (a) Absolute values of the total jump in the conductance ΔG (blue circles) and derivative of shot noise versus voltage $\Delta\dot{S}$ (red diamonds) at zero temperature. Blue-dashed and red-dotted curves are analytic results for ΔG and $\Delta\dot{S}$, respectively, obtained within the corresponding two-site tight-binding model of the vibrating nano-junction (shown in inset). (b) The ratio $\Delta\dot{S}/e\Delta G$ (red circles) as a function of the transmission factor at zero temperature. The black-dashed curve represent the corresponding analytic result. Common to both panels: Stars correspond to the inelastic signals when retaining only the contribution of the longitudinal out-of-phase vibrational mode $\Delta G_{\leftarrow\rightarrow}$ and $\Delta\dot{S}_{\leftarrow\rightarrow}$. The parameters for the two-site tight-binding model are $m_0 = 0.0167\Gamma$, $t_0 = 0.875\Gamma$, and $\epsilon_0 = E_F$ (see text for details).

the two apex atoms in the Au contact by a single orbital and write the noninteracting electronic Hamiltonian of this device region as

$$\mathbf{H}_{\text{two-site}}^{(0)} = \begin{bmatrix} \epsilon_0 & t(d) \\ t(d) & \epsilon_0 \end{bmatrix}, \quad (36)$$

where ϵ_0 is the onsite energy of each orbital (chosen to be equal to the Fermi energy E_F for simplicity) and $t(d)$ is the hopping term that is modulated when varying the distance d between the electrodes. The hybridization of each orbital with its metallic electrode is described by

$$\mathbf{\Gamma}_L = \begin{bmatrix} \Gamma & 0 \\ 0 & 0 \end{bmatrix}, \quad \mathbf{\Gamma}_R = \begin{bmatrix} 0 & 0 \\ 0 & \Gamma \end{bmatrix}, \quad (37)$$

where Γ characterizes the coupling strength to each lead.

For the dependence of t on distance d we adopt the simple relationship

$$t(d) = \frac{t_0}{1 + e^{(d-d_0)/D}}, \quad (38)$$

that interpolates between the tunneling regime ($d \gg d_0$) for which the hopping decreases exponentially with distance and the contact regime ($d \approx d_0$) for which it decreases linearly with distance. In Eq. (38), the parameter

d_0 is the typical distance where the contact is formed, t_0 is an energy scale that provides the prefactor for the exponential decay in the tunnel regime (taken to be larger than $\Gamma/2$) and D describes the size of the crossover region between the two regimes.

Within the EWBL the elastic transmission for this two-site model is given by

$$\tau(d) = \left(\frac{\Gamma t(d)}{(\Gamma/2)^2 + t(d)^2} \right)^2. \quad (39)$$

As it is reasonable to consider Γ to be independent of d (and to be the largest energy scale of the model), we restrict the value of the hopping to be in the physically relevant branch $0 < t(d) \leq \Gamma/2 < t_0$, for which one sees that the correspondence between $\tau(d)$ and $t(d)$ is one to one, i.e., the transmission factor $\tau(t)$ is a bijective function of the hopping spanning the range $0 < \tau(t) \leq 1$ and simply decreases with d because of the dependence in Eq. (38).

Finally, the two atoms are coupled to the out-of-phase longitudinal vibrational mode ($\leftarrow\rightarrow$) (vibrating at a frequency $\omega_{\leftarrow\rightarrow}$) which modulates the interatomic distance

d . The corresponding e-ph coupling matrix $\mathbf{M}^{\leftarrow\rightarrow}$ can therefore be determined as the derivative of the electronic Hamiltonian with respect to d , i.e.,

$$\mathbf{M}^{\leftarrow\rightarrow}[t(d)] = m_0 \frac{t(d)[t_0 - t(d)]}{\Gamma/2(t_0 - \Gamma/2)} \begin{bmatrix} 0 & 1 \\ 1 & 0 \end{bmatrix}. \quad (40)$$

This expression for the e-ph coupling properly captures the physical behavior with d , namely $\mathbf{M}^{\leftarrow\rightarrow}$ is proportional to $t(d)$ in the tunnel regime (exponential dependence on hopping amplitude) and is almost constant in the contact regime (linear dependence on hopping amplitude). The coupling matrix $\mathbf{M}^{\leftarrow\rightarrow}$ depends on two parameters, namely m_0 which is the value of the e-ph coupling at unit transmission (obtained for $t(d) = \Gamma/2$) and the hopping energy scale t_0 . The dependence of the coupling matrix with the distance d is being encoded into the one to one relation $\tau[t(d)]$ and is thus not explicit in Eq. (40).

In the zero temperature limit, the inelastic corrections to the mean current and shot noise for this two-site model can simply be expressed as

$$\delta I[2e/h](V) \approx \gamma(\tau; m_0, t_0) \left\{ 2(1 - \tau)eV + (1 - 2\tau)(eV - \hbar\omega_{\leftarrow\rightarrow})\theta(|eV| - \hbar\omega_{\leftarrow\rightarrow}) \right\}, \quad (41)$$

$$\delta S[2e^2/h](V) \approx \gamma(\tau; m_0, t_0) \left\{ 2(1 - \tau)(1 - 2\tau)|eV| + [1 - 8\tau(1 - \tau)](|eV| - \hbar\omega_{\leftarrow\rightarrow})\theta(|eV| - \hbar\omega_{\leftarrow\rightarrow}) \right\}, \quad (42)$$

where

$$\gamma(\tau; m_0, t_0) = \tau \left(\frac{m_0[t_0 - t(\tau)]}{\Gamma/2(t_0 - \Gamma/2)} \right)^2, \quad (43)$$

is an effective e-ph coupling constant that depends on all the parameters describing the electronic and vibrational structure of the junction, namely τ , m_0 and t_0 .

The comparison of our *ab-initio* results with Eqs. (41)-(42) is shown in Fig. 5(a). The blue-dashed and red-dotted lines correspond to the results for the analytical jumps ΔG and $\Delta \dot{S}$, respectively. We modulated the transmission factor τ by decreasing the value of the hopping term from $t(d) = \Gamma/2$ (in the contact regime $\tau = 1$) to $t(d) \approx 0$ (in the tunnel regime $\tau \approx 0$). We found that a reasonable (although not perfect) fit to the *ab-initio* data points could be achieved by fixing the two independent parameters $m_0 = 0.0167\Gamma$ and $t_0 = 0.875\Gamma$. It is interesting to notice that the simple analytical model of Refs. [6–8] fails to reproduce both the shape and amplitude of the curves in the full range of transmissions $\tau \in [0, 1]$ (not shown here), mainly because the e-ph coupling strength changes when varying the distance between the electrodes in a way qualitatively provided by Eq. (40). We also note that the analytic results in Fig. 5(a) display clear asymmetries with respect to $\tau = 1/2$. This is because the situations $\tau \rightarrow 0$ (tunnel limit) and $\tau \rightarrow 1.0$ (ballistic limit) are physically very dif-

ferent (this asymmetry is also present in the single-level models of Refs. [6–8]). Moreover, the inelastic corrections, as given by Eqs. (41)- (42)- (43), have nontrivial dependences on τ . For the chosen model parameters we find extrema in ΔG around $\tau \approx \{0.22, 0.94\}$ and in $\Delta \dot{S}$ around $\tau \approx \{0.07, 0.55, 0.99\}$.

A remarkable feature of the two-site tight-binding model is that the ratio of $\Delta \dot{S}[2e^3/h]$ to $e\Delta G[2e^2/h]$ is a universal function of τ and is independent of the effective e-ph coupling strength $\gamma(\tau; m_0, t_0)$, i.e.,

$$\frac{\Delta \dot{S}[2e^3/h]}{e\Delta G[2e^2/h]} = \frac{1 - 8\tau(1 - \tau)}{1 - 2\tau}. \quad (44)$$

This result is also found for the single-level model of Refs. [6–8] as a common prefactor containing the details of the electronic structure cancels out. Figure 5(b) shows that our *ab-initio* data follows quantitatively the analytic results for the ratio $\Delta \dot{S}/e\Delta G$ (black-dashed curve). The agreement with the analytical result is even better when considering only the contribution from the out-of-phase longitudinal vibrational mode to the inelastic signals, i.e., $\Delta G^{\leftarrow\rightarrow}$ and $\Delta \dot{S}^{\leftarrow\rightarrow}$ (red stars).

B. Pt-contacts

1. $\delta G(V)$ and $\delta \dot{S}(V)$ characteristics

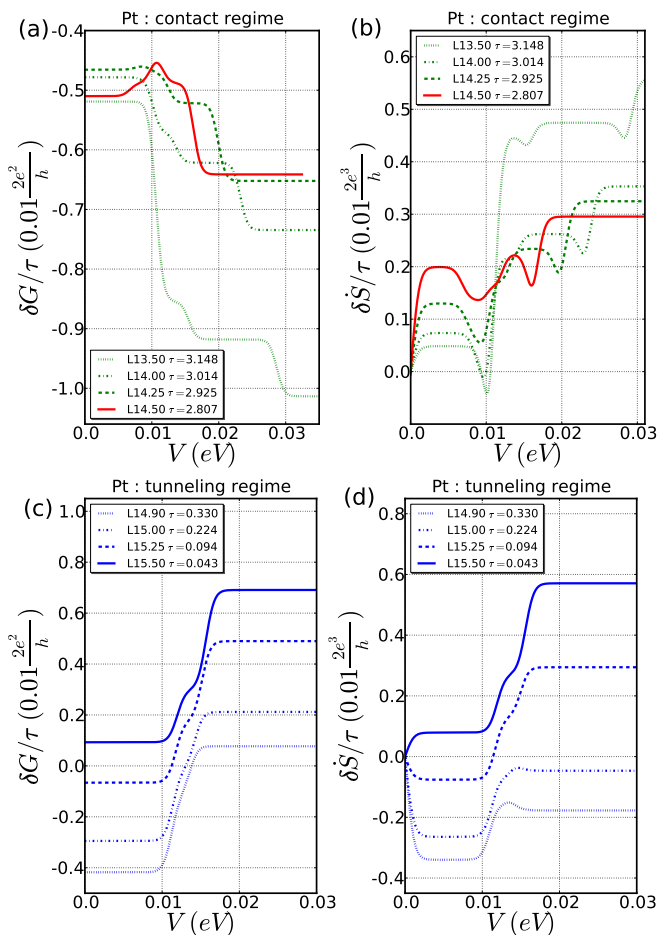


FIG. 6. (Color online) Inelastic conductance and noise corrections for Pt atomic point contacts with different electrode separations L in the regime of equilibrated phonons. (a) Conductance corrections $\delta G/\tau(V)$ (in the contact regime) induced by e-ph interactions as a function of voltage V . (b) Derivative of the shot noise with respect to voltage $\delta \dot{S}/\tau(V)$ (in the contact regime) induced by e-ph interactions. (c)-(d) as (a)-(b) but for the geometries corresponding to the tunneling regime. For each geometry six eigenmodes are considered as only the two apex atoms are vibrating, cf. Fig. 2(c). The calculations are performed at $T = 4.2$ K.

We present in Fig. 6 the corresponding results for Pt atomic point contacts as was given in Fig. 4 for Au contacts. In contrast to the Au case the electronic transport properties of Pt contacts can no longer be understood in terms of a single conducting eigenchannel. In fact, as seen from Fig. 2(d) the contact regime is characterized by three almost open channels, *i.e.*, one σ -type (labelled ψ_1^σ) and two π -type (labelled $\psi_{2,3}^\pi$) as visualized in Fig. 3(b). The fourth channel ψ_4^σ is included as it turns out that scattering into such closed channels are important to un-

derstand the inelastic transport characteristics. As for the Au contact the transmission factor decreases with L and drops suddenly at the point where the contact (chemical bond) breaks ($\tau \approx 2.14$ for the critical geometry $L = 14.80$ Å). Beyond this point the transmission drops exponentially with d signalling the tunnel regime [see Fig. 2(d)].

The case of the contact regime ($\tau \approx 3.0$) is shown in Fig. 6(a)-(b). The inelastic features in the $\delta G(V)$ and $\delta \dot{S}(V)$ characteristics reveal several steps associated to the excitation of transverse and longitudinal vibrational modes. In this transport regime, the jumps $\Delta G^{(\lambda)}$ ($\Delta \dot{S}^{(\lambda)}$) are not necessarily negative (positive)—*i.e.*, dominated by inelastic backscattering processes—as expected for a single-channel system close to the ballistic limit. As shown in Fig. 6(a)-(b), the sign of the jumps can be the other way around (see also the discussion in Sec. III B 2). When the transmission factor decreases, one enters into the tunnel regime (the junction breaks). As shown in Fig. 6(c)-(d), two main inelastic signals are seen and the jumps $\Delta G^{(\lambda)}$ and $\Delta \dot{S}^{(\lambda)}$ are always positive in the case of low transmissions.

2. Mode by mode analysis

Due to the multichannel nature of the Pt contacts, the $\delta G(V)$ and $\delta \dot{S}(V)$ characteristics cannot be described within the framework of the simple analytical model used for Au contacts in Sec. III A 2. Instead, we can gain an understanding for the characteristics by analyzing the contribution from each vibrational mode to the total inelastic signals $\delta G(V)$ and $\delta \dot{S}(V)$ for the Pt contacts. For simplicity, we restrict our analysis to the $L = 14.50$ Å geometry representative for the contact regime [Fig. 7(a)-(b)] and to the $L = 15.50$ Å geometry representative for the tunnel regime [Fig. 7(c)-(d)]. These two geometries are shown respectively in Fig. 6 with plain red and blue lines.

Table I lists the vibrational modes and energies $\hbar\omega_\lambda$, the corresponding inelastic corrections in conductance ΔG_λ and shot noise $\Delta \dot{S}_\lambda$, and a decomposition of the underlying scattering processes among the eigenchannels. The idea is that inelastic scattering can be understood in terms of Fermi's golden rule where scattering occurs from occupied eigenchannel scattering states ψ_i^L (for channel i) originating in the left electrode into empty scattering states ψ_j^R (for channel j) originating in the right electrode (or vice versa, depending on the bias polarity) [40, 41]. The total scattering rate, proportional to $\sum_{i,j} |\langle \psi_i^L | \mathbf{M}^\lambda | \psi_j^R \rangle|^2$, can therefore be decomposed into intrachannel ($i = j$) and interchannel ($i \neq j$) components.

We begin our analysis with the results for the contact geometry ($L = 14.50$ Å) as shown in Fig. 7(a)-(b). The conductance $\delta G(V)$ curve is dominated by the inelastic contribution from the longitudinal, out-of-phase vibrational mode (labelled $\leftarrow\rightarrow$) with an energy quantum of

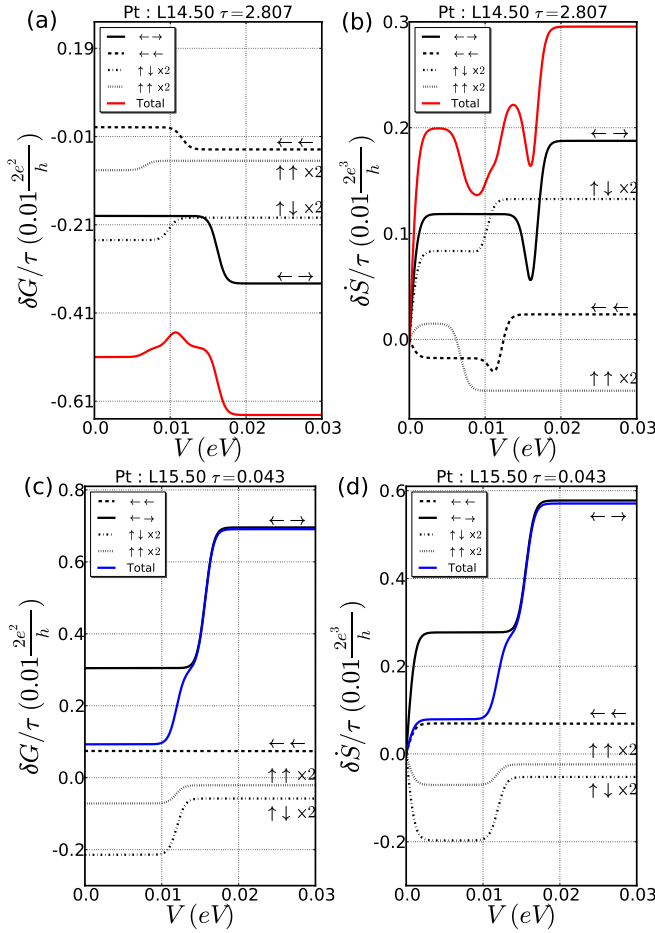


FIG. 7. (Color online) Mode by mode analysis of inelastic features for two characteristic Pt atomic point contacts in the contact and tunneling regimes, respectively. (a) Correction to the conductance $\delta G/\tau$ and (b) correction to the derivative of the shot noise with respect to voltage $\delta \dot{S}/\tau$ from the six characteristic vibrational modes as a function of voltage eV for $L = 14.50 \text{ \AA}$ (contact regime). (c)-(d) as (a)-(b) but for $L = 15.50 \text{ \AA}$ (tunnel regime). The calculations are performed at $T = 4.2 \text{ K}$. The mode character is shown for each curve with two arrows similar to Fig. 2(c). The total characteristics $\delta G/\tau(V)$ and $\delta \dot{S}/\tau(V)$ (sum over all vibrational modes) are shown as colored plain lines.

$\hbar\omega_{\leftarrow\rightarrow} = 16.2 \text{ meV}$. As reported in Tab. I, $\Delta G_{\leftarrow\rightarrow}$ is found to account for 116.7 % of the overall conductance correction. The table also reports that for this particular mode intrachannel inelastic transitions are clearly dominant. In fact, 88 % of the total scattering corresponds to intrachannel scattering involving the 10 most transmitting eigenchannels. Furthermore, transitions between the σ -type and π -type states shown in Fig. 3 are symmetry forbidden (0 % scattering) as expected for a longitudinal mode that creates a rotationally symmetric deformation potential along the transport axis. The e-ph coupling matrix $\mathbf{M}^{\leftarrow\rightarrow}$ is therefore essentially diagonal in the eigenchannel basis. Finally, since scattering from this

(a) $L = 14.50 \text{ \AA}$ – contact regime

| Mode λ | $\leftarrow\rightarrow$ | $\leftarrow\leftarrow$ | $\uparrow\downarrow \times 2$ | $\uparrow\uparrow \times 2$ |
|--|-------------------------|------------------------|-------------------------------|-----------------------------|
| $\hbar\omega_\lambda$ [meV] | 16.2 | 11.6 | 9.8 | 6.7 |
| ΔG_λ [% ΔG] | 116.7 | 38.4 | -38.8 | -16.3 |
| $\Delta \dot{S}_\lambda$ [% $\Delta \dot{S}$] | 72.0 | 43.0 | 51.1 | -66.1 |
| intra ^a : $\psi_i^L \leftrightarrow \psi_i^R$ ($i \leq 10$) [%] | 88 | 61 | 0 | 0 |
| inter ^a : $\psi_i^L \leftrightarrow \psi_j^R$ ($i \neq j$) [%] | 11 | 34 | 97 | 92 |
| inter ^b : $\psi_{1,4}^\sigma \leftrightarrow \psi_{2,3}^\pi$ [%] | 0 | 0 | 70 | 66 |

(b) $L = 15.50 \text{ \AA}$ – tunnel regime

| Mode λ | $\leftarrow\rightarrow$ | $\leftarrow\leftarrow$ | $\uparrow\downarrow \times 2$ | $\uparrow\uparrow \times 2$ |
|--|-------------------------|------------------------|-------------------------------|-----------------------------|
| $\hbar\omega_\lambda$ [meV] | 15.7 | 16.3 | 12.0 | 11.8 |
| ΔG_λ [% ΔG] | 65.4 | -0.1 | 26.2 | 8.5 |
| $\Delta \dot{S}_\lambda$ [% $\Delta \dot{S}$] | 61.1 | -0.1 | 29.4 | 9.6 |
| intra ^a : $\psi_i^L \leftrightarrow \psi_i^R$ ($i \leq 10$) [%] | 99 | 36 | 0 | 0 |
| inter ^a : $\psi_i^L \leftrightarrow \psi_j^R$ ($i \neq j$) [%] | 0 | 46 | 99 | 97 |
| inter ^b : $\psi_{1,4}^\sigma \leftrightarrow \psi_{2,3}^\pi$ [%] | 0 | 0 | 65 | 27 |

^a considering the 10 most transmitting eigenchannels
^b considering only scattering among eigenchannels 1-4

TABLE I. Mode by mode analysis of the vibrational frequencies $\hbar\omega_\lambda$ and jumps in the inelastic signals (ΔG^λ and $\Delta \dot{S}^\lambda$) for two Pt atomic point contacts. The characteristic electrode separation is (a) $L = 14.50 \text{ \AA}$ (contact regime) and (b) $L = 15.50 \text{ \AA}$ (tunnel regime). Relative contributions from inter- and intrachannel scattering processes to the total scattering rate are given in percent.

mode is essentially intrachannel involving only the three most transmitting eigenchannels, its effect can be rationalized in terms of a simple summation over three independent single-channel models [6–8] where the resulting jump $\Delta G_{\leftarrow\rightarrow}$ is expected to be negative and $\Delta \dot{S}_{\leftarrow\rightarrow}$ to be positive because the condition $\tau_i > 0.85$ is satisfied for each of the first three eigenchannels, cf. Fig. 2(d). Indeed this is consistent with the numerics in Fig. 7(a)-(b).

As for the remaining vibrational modes the contributions to $\delta G(V)$ are rather small compared to the out-of-phase longitudinal mode ($\leftarrow\rightarrow$) as quantified in Tab. I [42]. However, their contributions in the $\delta \dot{S}(V)$ characteristics are—interestingly—much more pronounced. As shown in Fig. 7(b) we can identify several inelastic signals in the shot noise of comparable order of magnitude that were not clearly visible in the conductance. An interesting case is the negative jump $\Delta \dot{S}_{\uparrow\uparrow}$ due to the excitation of the in-phase transverse vibrational modes ($\uparrow\uparrow$, doubly degenerate). Due to symmetry this mode does not allow for intrachannel scattering (0 %) and its effect can therefore not be rationalized in terms of single-channel models [6–8]. In fact, this highlights that the e-ph coupling matrix $\mathbf{M}^{\uparrow\uparrow}$ is essentially off-diagonal in the eigenchannel basis. Indeed the jump $\Delta \dot{S}_{\uparrow\uparrow}$ is negative despite that $\tau_i > 0.85$ for the three most transmitting eigenchannels, contrary to the understanding derived from a single-channel picture. The clear signature in the shot noise from the $\uparrow\uparrow$ mode is therefore a prominent demon-

stration that information about the e-ph coupling may be extracted from noise measurements despite that the mode is essentially passive in the corresponding conductance characteristics.

We complete our analysis by considering also a representative case in the tunneling regime ($L = 15.50 \text{ \AA}$) shown in Fig. 7(c)-(d). The $\delta G(V)$ and $\delta \dot{S}(V)$ characteristics both exhibit positive jumps of comparable heights. The dominant inelastic features are located at voltages corresponding to $\hbar\omega_{\leftarrow\rightarrow} = 15.7 \text{ meV}$ and $\hbar\omega_{\uparrow\downarrow} = 12.0 \text{ meV}$ that are associated with the excitation of the out-of-phase longitudinal mode ($\leftarrow\rightarrow$) and of the two degenerate out-of-phase transverse modes ($\uparrow\downarrow \times 2$), respectively. According to Tab. I the $\leftarrow\rightarrow$ mode again gives rise only to intrachannel transitions (99% of the total scattering involves intrachannel scattering for the 10 most transmitting eigenchannels). The e-ph coupling matrix $\mathbf{M}^{\leftarrow\rightarrow}$ is therefore almost diagonal in the eigenchannel basis and the physics can again be understood in terms of a summation over independent channels. The fact that the jumps $\Delta G_{\leftarrow\rightarrow}$ and $\Delta \dot{S}_{\leftarrow\rightarrow}$ are both positive is consistent with the picture from single-level models as the condition $\tau_i < 0.15$ is satisfied for all eigenchannels, cf. Fig. 2(d).

Considering the out-of-phase transverse modes ($\uparrow\downarrow \times 2$) we again find that the main inelastic processes are interchannel transitions (see Table I) and therefore that the e-ph coupling matrix $\mathbf{M}^{\uparrow\downarrow \times 2}$ is off-diagonal in the eigenchannel basis. In essence, transitions occur between the σ -type and π -type states shown in Fig. 3 as expected for a transversal mode due to symmetry. Again, single-level models are inadequate to describe the physics and therefore do not predict the sign of the jumps $\Delta G_{\uparrow\downarrow}$ and $\Delta \dot{S}_{\uparrow\downarrow}$. According to our numerics we find that both jumps are positive.

IV. RESULTS FOR AU ATOMIC CHAINS

Au atomic chains constitute benchmark systems for the exploration of inelastic signatures in the transport characteristics [15, 29, 30, 35, 43] and most recently the effect of phonon emission in the electronic shot noise was reported for the first time [13]. To complete our study we present in this section realistic calculations of inelastic signals in the $\delta G(V)$ and $\delta \dot{S}(V)$ characteristics for a set of Au atomic chain geometries, shown in Fig. 8, corresponding to different lengths and strain conditions.

Our calculations were carried out in the same way as described in Sec. III for the Au and Pt atomic contacts, except that now we allow all atoms bridging the Au(111) surfaces to vibrate, *i.e.*, the dynamical region consists of 15 vibrating atoms. Again, for each electrode separation L we relax the dynamical atoms and the topmost Au(111) layer until the residual forces are smaller than 0.02 eV/\AA . All the structures considered here are stable in the sense that $\hbar\omega_\lambda > 0$ for all vibrational modes (no imaginary frequency modes exist in the calculations).

In order for us to explore the location of a possible sign change in $\delta \dot{S}(V)$ we intended to generate very different geometries with transmission factors spanning as large an interval as possible. For all the considered structures, shown in Fig. 8, we obtained the range $\tau = 0.911 - 1.02$ which is significantly more narrow than reported in the experiments of Ref. [13]. Within our treatment it appears difficult to construct geometries where the transmission deviates significantly from unity (unless the chain is broken).

The generic behavior for the Au atomic chains—such as the plain red curve for the geometry $L = 27.00 \text{ \AA}$ in Fig. 9(a) (for which $\tau = 0.991$)—is a main inelastic threshold in the conductance curve $\delta G(V)$ located at voltages $|eV| \approx 10 \text{ meV}$. The corresponding negative jump in conductance is due to inelastic backscattering events associated with the activation of the out-of-phase longitudinal (alternating bond length) vibrational mode of the atomic chain (the zone-boundary phonon mode with wave length $q \approx 2k_F$) [35, 43]. This active mode is sketched qualitatively with arrows in Fig. 8. The size of the jump is of order 1%, which is significantly larger than the corresponding signals in the case of Au contacts, cf. Fig. 4(a). This is consistent with tight-binding models [30, 44] which have shown that the inelastic conductance correction is roughly proportional to the number of vibrating atoms in the chain. When considering the noise properties one observes a positive jump of similar magnitude in the $\delta \dot{S}(V)$ characteristics as seen in Fig. 9(b).

In order to compare the output of our numerical calculations to the experimental results of Kumar *et al.* [13], we represented in Fig. 9(c) the total shot noise characteristics $S(V) = S_0(V) + \delta S(V)$ expressed in the reduced scale $Y(V) = (S(V) - S(V=0))/S(V=0)$, as a function of the reduced parameter $X(V) = \beta eV/2 \coth(\beta eV/2)$. As in Ref. [13], the $Y(X)$ curves are well approximated by piecewise linear functions. When eV is below the main inelastic threshold, the slope of the $Y(X)$ curve gives the Fano factor F_- . Upon phonon excitation, the slope changes to F_+ thus defining a modified Fano factor (due to the inelastic correction to shot noise $\delta S_{inel}(V)$ [Eq. (33)]) and a relative jump of Fano factor $\Delta F/F = (F_+ - F_-)/F_-$ (see Ref. [13]). We represent on Fig. 9(d) the dependence of the relative jump of Fano factor $\Delta F/F$ (red points) as a function of the renormalized transmission factor $\tilde{\tau} \approx \tau + \sum_\lambda \text{Tr}\{\mathbf{T}_\lambda^{(0)}\}$ (which coincides with the zero bias conductance). Each point is associated to a given geometry shown in Fig. 8 and is computed by numerical differentiation of the corresponding $Y(X)$ curve. The experimental points from Kumar *et al.* [13] are shown in the range $\tau = 0.9 - 1.0$ as blue crosses.

We first remark that for transmission factors $\tau > 0.95$ the computed points agree quantitatively with the experimental ones. This exemplify the predictive power of *ab initio* methods for generating quantitative results for transport calculations without any adjustable parameter. Although our results are fully consistent with the experimental data from Ref. [13] in the regime $\tau > 0.95$, we are

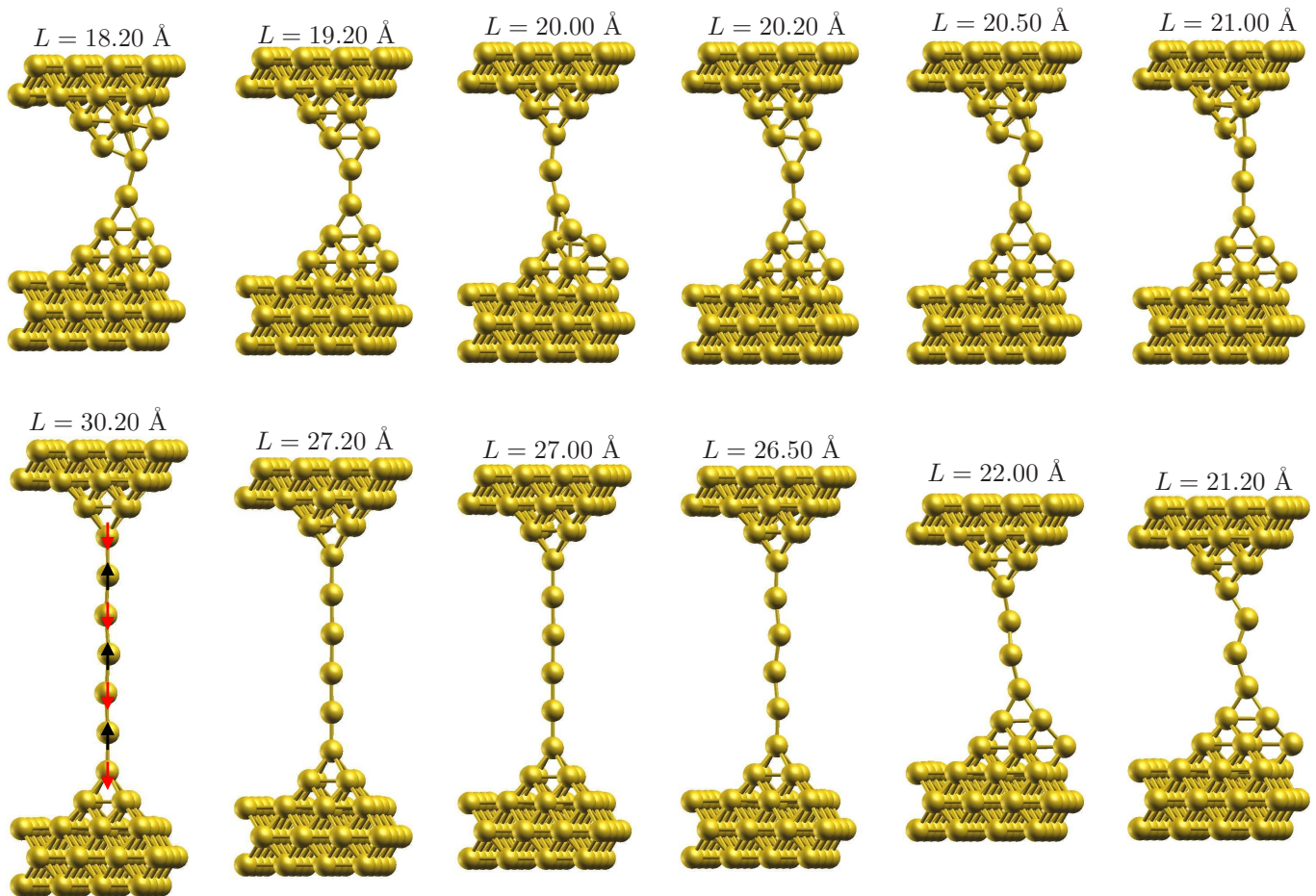


FIG. 8. (Color online) Stable Au atomic chain geometries considered in the first-principles transport calculations. The characteristic electrode separation L , measured between the second-topmost surface layers, is indicated over each geometry. The active out-of-phase longitudinal (alternating bond length) vibrational mode is sketched qualitatively with arrows in one case.

unable to identify a sign change in the correction to the shot noise, which was reported experimentally to occur around $\tau \approx 0.95$ instead of the expected theoretical value $\tau \approx 0.85$ (see Fig. 9(d) blue crosses).

In order to try to extrapolate the position of the crossover as obtained in the output of our calculations, we summarize in Fig. 10(a) the dependence of the size of the total jumps ΔG and $\Delta \dot{S}$ as a function of the transmission factor τ of the Au atomic chains. This plot clearly shows that statistically the jumps in conductance ΔG (blue points) and shot noise $\Delta \dot{S}$ (red points) have opposite sign and very similar magnitude. The more detailed correlation between ΔG and $\Delta \dot{S}$ can be characterized by considering the ratio $\Delta \dot{S}/e\Delta G$ as shown in Fig. 10(b). Here it is observed that the absolute value of the ratio tends to increase with τ . However, the computed ratios (red points) do not fall exactly on the prediction of analytical models (black dashed curve) such as the result in Eq. (44). Rather it appears as if the analytics is an upper bound to the computed ratios [45]. The data that agrees the best with the analytic ratio corresponds to the

cases of even-numbered, linear atomic chains $L = 27.00$ Å and $L = 27.20$ Å.

Our data in Fig. 10(b) actually suggests that the crossover could occur at a lower value than the $\tau \approx 0.85$ value from analytic models. An interesting future extension of our results would be to try to include disorder-induced conductance fluctuations in the treatment, as this effect played an important role in the interpretation of the experiments in Ref. [13]. Such a development with a semi-empirical model of disorder could be achieved through a multi-scale methodology [46], but at the cost of giving up the parameter-free scheme presented here for simulating the inelastic transport characteristics of nanodevices.

V. CONCLUSIONS

We have implemented into the INELASTICA [14–16] code a methodology [19, 20] that allows to compute quantitatively inelastic shot noise signals from first princi-

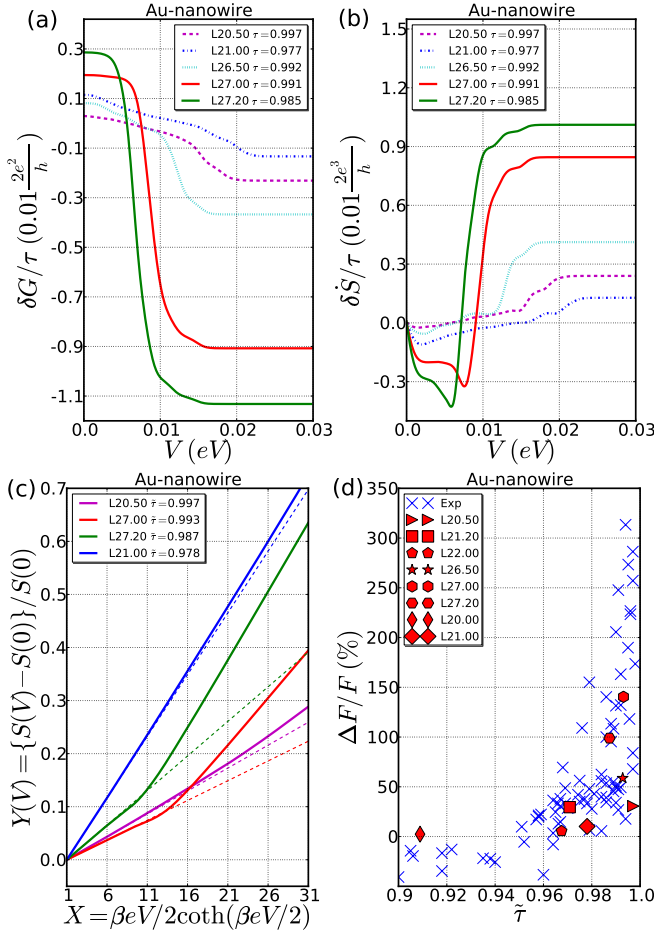


FIG. 9. (Color online) Inelastic conductance and noise characteristics for Au atomic chains shown in Fig. 8 in the regime of equilibrated phonons. (a) $\delta G/\tau(V)$ and (b) $\delta \dot{S}/\tau(V)$ characteristics computed at $T = 4.2$ K. (c) Total shot noise $S(V) = S_0(V) + \delta S(V)$ expressed in the reduced scale $Y(V) = (S(V) - S(V=0))/S(V=0)$ as a function of the reduced parameter $X(V) = \beta eV/2 \coth(\beta eV/2)$ computed at $T = 4.2$ K. The dashed curves are the extrapolation of the low voltage reduced noise characteristics $Y_-(X) = F_-(X-1)$, with F_- the Fano factor (see the text for details). (d) The relative jump of Fano factor $\Delta F/F = (F_+ - F_-)/F_-$ (red points) as a function of the renormalized transmission factor $\tilde{\tau} \approx \tau + \sum_{\lambda} \text{Tr}\{\mathbf{T}_{\lambda}^{(0)}\}$, as extracted numerically from the $Y(X)$ characteristics. For comparison, the blue crosses are the experimental results of Kumar *et al.* [13].

ples. The method was illustrated for Au and Pt atomic point contacts as well as Au atomic chains described at the atomistic level. We showed that the Au contact constitutes a benchmark system that can be understood in terms of the “single level, single vibrational mode” models [6–8]. To be quantitative we rationalized computed inelastic corrections to the conductance and shot noise characteristics in terms of a “two-site” tight-binding model for the vibrating Au contacts. However, in

the case of Pt contacts the multichannel nature complicates the physics and simple analytic models were shown

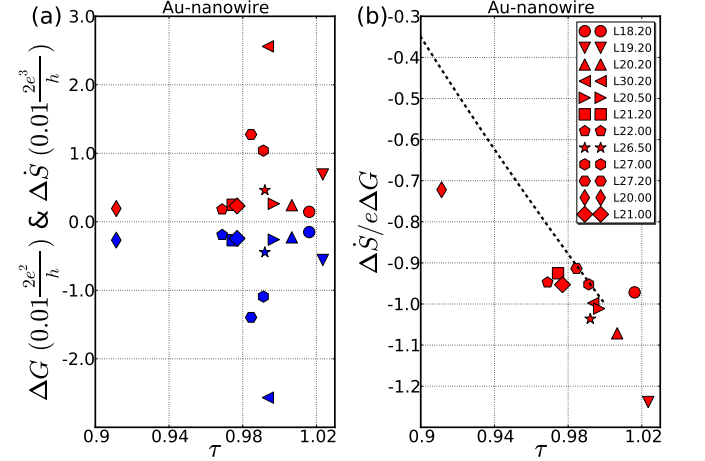


FIG. 10. (Color online) Inelastic conductance and noise corrections for Au atomic chains shown in Fig. 8 in the regime of equilibrated phonons. (a) Total jumps ΔG (blue points) and $\Delta \dot{S}$ (red points) at zero temperature as a function of the transmission factor. (b) The ratio $\Delta \dot{S}/e\Delta G$ (red points) as a function of the transmission factor. The black dashed curve is the prediction of analytical models for the ratio, cf. Eq. (44).

to be inadequate. Interestingly, we found that for Pt contact the coupling to transverse vibrational modes gives rise to features in the inelastic shot noise signals (originating in interchannel scattering processes) that are not readily visible in the conductance. This opens up an alternative approach to characterize the e-ph couplings and the underlying multichannel electronic transport problem.

We also analyzed Au atomic chain configurations in order to compare directly with the experimental results of Ref. [13] for the inelastic effects in the shot noise. While the simulated shot noise behavior was found to agree quantitatively with the experiment in the ballistic regime ($0.95 < \tau \approx 1$) we were unable to identify the sign change in the shot noise correction that was reported in Ref. [13].

The techniques for characterizing inelastic effects in shot noise appears as a promising way to gain deeper insight into transport properties of nanoscale devices. It is our hope that the methodology presented in this paper will stimulate further research in this direction.

ACKNOWLEDGEMENTS

The authors are grateful to Federica Haupt, Jan M. van Ruitenbeek, and Alfredo Levy Yeyati for their careful reading and comments on the manuscript.

-
- [1] V. L. Gurevich and A. M. Rudin, Phys. Rev. B **53**, 10078 (Apr 1996)
- [2] J.-X. Zhu and A. V. Balatsky, Phys. Rev. B **67**, 165326 (Apr 2003)
- [3] B. Dong, H. L. Cui, X. L. Lei, and N. J. M. Horing, Phys. Rev. B **71**, 045331 (Jan 2005)
- [4] M. Galperin, A. Nitzan, and M. A. Ratner, Phys. Rev. B **74**, 075326 (2006)
- [5] J. T. Lu and J.-S. Wang, Phys. Rev. B **76**, 165418 (2007)
- [6] T. L. Schmidt and A. Komnik, Phys. Rev. B **80**, 041307 (Jul 2009)
- [7] R. Avriller and A. Levy Yeyati, Phys. Rev. B **80**, 041309 (Jul 2009)
- [8] F. Haupt, T. Novotný, and W. Belzig, Phys. Rev. Lett. **103**, 136601 (Sep 2009)
- [9] Y.-C. Chen and M. Di Ventra, Phys. Rev. Lett. **95**, 166802 (Oct 2005)
- [10] D. F. Urban, R. Avriller, and A. Levy Yeyati, Phys. Rev. B **82**, 121414 (Sep 2010)
- [11] T. Novotný, F. Haupt, and W. Belzig, Phys. Rev. B **84**, 113107 (Sep 2011)
- [12] T.-H. Park and M. Galperin, Phys. Rev. B **84**, 205450 (Nov 2011)
- [13] M. Kumar, R. Avriller, A. L. Yeyati, and J. M. van Ruitenbeek, Phys. Rev. Lett. **108**, 146602 (Apr 2012)
- [14] M. Paulsson, T. Frederiksen, and M. Brandbyge, Phys. Rev. B **72**, 201101 (NOV 2005), ISSN 1098-0121
- [15] T. Frederiksen, M. Paulsson, M. Brandbyge, and A.-P. Jauho, Phys. Rev. B **75**, 205413 (May 2007)
- [16] The INELASTICA software is freely available at <http://inelastica.sourceforge.net/>
- [17] J. M. Soler, E. Artacho, J. D. Gale, A. García, J. Junquera, P. Ordejón, and D. Sánchez-Portal, Journal of Physics: Condensed Matter **14**, 2745 (2002)
- [18] M. Brandbyge, J. L. Mozos, P. Ordejón, J. Taylor, and K. Stokbro, Phys. Rev. B **65**, 165401 (2002)
- [19] A. O. Gogolin and A. Komnik, Phys. Rev. B **73**, 195301 (May 2006)
- [20] F. Haupt, T. Novotný, and W. Belzig, Phys. Rev. B **82**, 165441 (Oct 2010)
- [21] N. Agraït, A. Levy Yeyati, and J. M. van Ruitenbeek, Phys. Rep. **377**, 81 (2003)
- [22] C. Untiedt, M. J. Caturla, M. R. Calvo, J. J. Palacios, R. C. Segers, and J. M. van Ruitenbeek, Phys. Rev. Lett. **98**, 206801 (2007)
- [23] M. Brandbyge, M. R. Sørensen, and K. W. Jacobsen, Phys. Rev. B **56**, 14956 (1997)
- [24] E. Scheer, N. Agraït, J. C. Cuevas, A. Levy Yeyati, B. Ludoph, A. Martin-Rodero, G. Rubio-Bollinger, J. M. van Ruitenbeek, and C. Urbina, Nature **394**, 154 (1998)
- [25] J. C. Cuevas, A. L. Yeyati, and A. Martin-Rodero, Phys. Rev. Lett. **80**, 1066 (1998)
- [26] T. Böhler, A. Edtbauer, and E. Scheer, New J. Phys **11**, 013036 (JAN 23 2009)
- [27] M. P. L. Sancho, J. M. L. Sancho, and J. Rubio, J. Phys. F: Met. Phys. **15**, 851 (1985)
- [28] P.-O. Lowdin, J. Chem. Phys. **18**, 365 (1950)
- [29] J. K. Viljas, J. C. Cuevas, F. Pauly, and M. Hafner, Phys. Rev. B **72**, 245415 (2005)
- [30] L. de la Vega, A. Martin-Rodero, N. Agraït, and A. Levy Yeyati, Phys. Rev. B **73**, 075428 (FEB 2006)
- [31] M. Büttiker, Phys. Rev. Lett. **57**, 1761 (Oct 1986)
- [32] D. S. Fisher and P. A. Lee, Phys. Rev. B **23**, 6851 (Jun 1981)
- [33] R. Egger and A. O. Gogolin, Phys. Rev. B **77**, 113405 (Mar 2008)
- [34] O. Entin-Wohlman, Y. Imry, and A. Aharony, Phys. Rev. B **80**, 035417 (Jul 2009)
- [35] T. Frederiksen, M. Brandbyge, N. Lorente, and A.-P. Jauho, Phys. Rev. Lett. **93**, 256601 (2004)
- [36] M. Engelund, M. Brandbyge, and A.-P. Jauho, Phys. Rev. B **80**, 045427 (2009)
- [37] Y. Blanter and M. Büttiker, Physics Reports **336**, 1 (2000)
- [38] T. Frederiksen, N. Lorente, M. Paulsson, and M. Brandbyge, Phys. Rev. B **75**, 235441 (Jun. 2007)
- [39] M. Paulsson and M. Brandbyge, Phys. Rev. B **76**, 115117 (2007)
- [40] M. Paulsson, T. Frederiksen, H. Ueba, N. Lorente, and M. Brandbyge, Phys. Rev. Lett. **100**, 226604 (Jun 2008)
- [41] A. Garcia-Lekue, D. Sanchez-Portal, A. Arnau, and T. Frederiksen, Phys. Rev. B **83**, 155417 (2011)
- [42] We note that the observation of transverse modes in the conductance signal was reported in Ref. [26] for multi-channel atomic-size contacts of aluminum. As in our case the excitation of transverse modes appeared as a positive correction to $\delta G(V)$, while the excitation of longitudinal modes appeared as a negative correction in the contact regime.
- [43] N. Agraït, C. Untiedt, G. Rubio-Bollinger, and S. Vieira, Phys. Rev. Lett. **88**, 216803 (2002)
- [44] T. Frederiksen, M. Brandbyge, N. Lorente, and A.-P. Jauho, J. Comput. Electron. **3**, 423 (2004)
- [45] We also studied a tight-binding model of an N -site atomic chain that couples to the longitudinal vibrational mode with alternating bond-length character. For an even number of sites ($N = 2p$) the model has the same output as the simple Eq. (44), whereas for odd number of sites ($N = 2p + 1$) we observed a different qualitative behavior of the inelastic signals where the total jump ΔG is always negative (independent of the transmission τ) and $\Delta \dot{S}$ changes sign at $\tau = 0.5$ instead of at $\tau \approx \{0.15, 0.85\}$. We assign this even-odd effect with N to the vanishing vertex correction to the shot-noise due to the symmetry of the particular electron-phonon matrix elements.
- [46] R. Avriller, S. Roche, F. Triozon, X. Blase, and S. Latil, Mod. Phys. Lett. **21**, 1955 (2007)