



HAL
open science

**PIROCK: a swiss-knife partitioned implicit-explicit
orthogonal Runge-Kutta Chebyshev integrator for stiff
diffusion-advection-reaction problems with or without
noise**

Assyr Abdulle, Gilles Vilmart

► **To cite this version:**

Assyr Abdulle, Gilles Vilmart. PIROCK: a swiss-knife partitioned implicit-explicit orthogonal Runge-Kutta Chebyshev integrator for stiff diffusion-advection-reaction problems with or without noise. 2012. hal-00739757v1

HAL Id: hal-00739757

<https://hal.science/hal-00739757v1>

Preprint submitted on 8 Oct 2012 (v1), last revised 8 Feb 2013 (v2)

HAL is a multi-disciplinary open access archive for the deposit and dissemination of scientific research documents, whether they are published or not. The documents may come from teaching and research institutions in France or abroad, or from public or private research centers.

L'archive ouverte pluridisciplinaire **HAL**, est destinée au dépôt et à la diffusion de documents scientifiques de niveau recherche, publiés ou non, émanant des établissements d'enseignement et de recherche français ou étrangers, des laboratoires publics ou privés.

PIROCK: a swiss-knife partitioned implicit-explicit orthogonal Runge-Kutta Chebyshev integrator for stiff diffusion-advection-reaction problems with or without noise

Assyr Abdulle¹ and Gilles Vilmart²

October 8, 2012

Abstract

A partitioned implicit-explicit orthogonal Runge-Kutta method (PIROCK) is proposed for the time integration of diffusion-advection-reaction problems with possibly severely stiff reaction terms and stiff stochastic terms. The diffusion terms are solved by the explicit second order orthogonal Chebyshev method (ROCK2), while the stiff reaction terms (solved implicitly) and the advection and noise terms (solved explicitly) are integrated in the algorithm as finishing procedures. It is shown that the various coupling (between diffusion, reaction, advection and noise) can be stabilized in the PIROCK method. The method, implemented in a single black-box code that is fully adaptive, provides error estimators for the various terms present in the problem, and requires from the user solely the right-hand side of the differential equation. Numerical experiments and comparisons with existing Chebyshev methods, IMEX methods and partitioned methods show the efficiency and flexibility of our new algorithm.

Keywords: ROCK method, stabilized second-order integration method, partitioned Runge-Kutta methods, stiff problems, advection-diffusion-reaction problems, stochastic problems

AMS subject classification (2010): 65L20, 65M12, 65M20

1 Introduction

We consider systems of ordinary differential equations (ODEs) representing space discretizations of PDEs of the form¹

$$\dot{y} = F(y) = F_D(y) + F_A(y) + F_R(y), \quad y(0) = y_0. \quad (1)$$

where $F_D(y), F_A(y), F_R(y) \in \mathbb{R}^n$ represent diffusion terms with eigenvalues close to the negative real axis, advection terms with eigenvalues close to the imaginary axis, and stiff reaction terms, respectively. Assuming that (1) comes from a spatial discretization of an advection-diffusion-reaction problem in spatial dimension N and considering a spatial grid size Δx

¹Mathematics Section, École Polytechnique Fédérale de Lausanne, Station 8, 1015 Lausanne, Switzerland, Assyr.Abdulle@epfl.ch

²École Normale Supérieure de Cachan, Antenne de Bretagne, INRIA Rennes, IRMAR, CNRS, UEB, av. Robert Schuman, F-35170 Bruz, France, Gilles.Vilmart@bretagne.ens-cachan.fr

¹Autonomous form is considered here for simplicity. We emphasize that our method is valid for non-autonomous form as well.

that leads to a system of ODEs of size $n = \mathcal{O}((\Delta x)^{-N})$, then the eigenvalues of the Jacobian of F_D are typically distributed along the negative real axis in an interval that grows as $[-\mathcal{O}((\Delta x)^{-2}), 0]$ (for a symmetric diffusion operator), the eigenvalues of F_A are typically distributed on the imaginary axis in an interval that grows as $[-i\mathcal{O}((\Delta x)^{-1}), i\mathcal{O}((\Delta x)^{-1})]$, $i = \sqrt{-1}$, while the eigenvalues of the Jacobian of the reaction term F_R are usually not related to Δx but have a ratio (sometime called the stiffness ratio) $\max_j |\Re\lambda_j| / \min_j |\Re\lambda_j|$ that can be very large or vary over several orders of magnitude. The question of stability is central when applying an ODE solver to (1) and it is well known that explicit solvers usually face step size restriction for such problems (usually called stiff), essentially due to the terms F_D and F_R [10]. Implicit methods have usually no such restriction but come at the cost of solving a large nonlinear system at each time step. For such nonlinear systems, iterative methods that are preferably used can become quite involved specially when the system has a complicated nonlinear structure [12].

Alternatives to fully implicit solvers have been proposed in the past. First, for problems involving only F_D , explicit stabilized Runge-Kutta (RK) methods have been developed [13, 17, 4, 1, 20]. These methods considerably reduce the cost of standard explicit methods by allowing for much larger time step thanks to a special stabilization procedure (involving shifted Chebyshev like polynomials), obtained by increasing the internal stages s of the RK method. As the stability domains grow quadratically with s (also a measure of the numerical work in terms of functions evaluation) along the negative real axis, this procedure is much more efficient than taking s step of a standard explicit method (for which the stability domain would only grow linearly with the number of functions evaluation). These methods are much easier to implement and to use than implicit solvers and can usually just be substituted to an explicit Euler procedure. They have also been shown to be competitive with implicit solvers for classes of problems [4, 1]. Stabilized methods can also accommodate an advection term F_A but remain efficient provided that the diffusion is dominant (small Peclet number regime). Also moderate reaction terms F_R can be integrated with such methods.

However, when the reaction term becomes very stiff or in the large Peclet number regime, classical explicit stabilized methods are no longer attractive. They can still be used to integrate part of the equation (1) in a splitting strategy. In presence of very stiff reaction, integrating the diffusion term with a stabilized method and the reaction term with an implicit method can be efficient [8]. Indeed, as the reaction term alone has no spatial connectivity, the nonlinear system for the reaction term can be decomposed in small independent systems that can be solved efficiently (e.g. with an LU decomposition). However, time step control and error estimates can be delicate with splitting methods. Due to the splitting error, the method proposed in [8] has second order even though each individual integrator used in the splitting strategy has a higher order. Another strategy based on partitioned RK methods (using the stabilized RKC method for the diffusion terms) has become popular. We mention the development of the implicit-explicit solver IRKC [19] and the partitioned method PRKC [21]. We notice that the PRKC method [21] is of second order, while the IRKC method [19] is formally of first order (due to the implicit Euler solver used for the reaction term), but with a global error constant that scales as $\mathcal{O}(h^2 + h/s^2)$ where s is the number of internal stages. The IRKC method is intended for problems of the type (1) with possibly stiff reactions treated implicitly, while the PRKC method is intended for problems of the type (1) with a *non-stiff* reaction terms F_R , potentially expensive to evaluate (F_D and F_R term are then integrated by different explicit methods). Finally generalizations of stabilized methods for problems (1) that also includes white noise have recently been proposed [2, 3, 5].

In this paper we introduce a new partitioned implicit-explicit integrator, called PIROCK, based on the explicit second order orthogonal Runge-Kutta Chebyshev method (ROCK2) introduced in [4] and combining ideas from [20, 3, 5, 21]. We derive a single algorithm that can combine the diffusion term F_D with any combination of the term F_A, F_R and that also treat Itô stochastic systems of the form

$$\dot{y} = F(y) = F_D(y) + F_A(y) + F_R(y) + \sum_{j=1}^m F_G^j(y) \dot{\xi}_j, \quad y(0) = y_0, \quad (2)$$

where $\xi_j, j = 1, \dots, m$ are independent one-dimensional Weiner processes. The main idea of the new method is to modify the finishing procedure of the standard ROCK2 method and to introduce a partitioned RK method, where the diffusion terms F_D and advection terms F_A are treated explicitly, while the reaction terms F_R are treated implicitly.

Compared to existing stabilized like methods the PIROCK method has the following features:

- for problems with stiff reactions, the number of function evaluations of the reaction terms F_R (solved implicitly) is independent of the stage number s used to handle the stiffness of the diffusion terms F_D (in contrast, the number of implicit stages in each step of the IRKC method is equal to s);
- for advection dominated problems, the PIROCK method is more efficient than the RKC or ROCK2 solvers as it has a better stability in the imaginary direction and a number of evaluations of the advection terms that is independent of the stage number of the method; compared to the PRKC method [21], the PIROCK method has a larger stability domains on both the real and the imaginary parts;
- for problems with expensive evaluation of (non-stiff) reaction terms PIROCK is more efficient than RKC [17] or ROCK2 [4] as the number of evaluation of the reaction terms is independent of the stage number of the method; for such problems, it is comparable to the PRKC method [21] but has larger stability along the negative real axis;
- for problems including white noise, it is more efficient than previously constructed S-ROCK methods [2, 3] as PIROCK has a larger mean-square stability domain.

We emphasize that the methods RKC, ROCK2, PRKC are not efficient for problems with severely stiff reactions, while the RKC, IRKC, and ROCK methods are not efficient for problems for which the reaction is not stiff but very costly to evaluate.

In addition, notice that a common assumption for all known explicit stabilized integrators is that the differential operator is (nearly) symmetric and has eigenvalues close to the negative real axis. In the case of a non-symmetric differential operator the eigenvalues of the Jacobian of F_D are typically located in a sector

$$S_\theta = \{-\rho e^{i\tau}; \rho \geq 0, -\theta \leq \tau \leq \theta\} \quad (3)$$

of the left half complex plane, where $\theta \leq \pi/2$ is the angle of this sector. If θ is close to zero then the differential operator is nearly symmetric and the standard stabilized integrators like RKC and ROCK2 can be applied (using more damping if needed, to enlarge the stability domain in the imaginary direction). We shall show that the PIROCK method can also be extended to non-symmetric diffusion operators in sectors (3) for large angles up to $\theta = \pi/4$.

One feature of the PIROCK method is that we propose an algorithm that is versatile and efficient (hence the “swiss-knife”) in handling problems such as (1) for various regimes with a single code, that is fully adaptive and require no tuning from the user to accommodate for a specific regime of the system of equations. Appropriate error estimators take care of the stiff and non-stiff components of the problems as to deliver a variable step size aiming at an integration error of the size of a tolerance given by the user. While efficient stabilized integrators for special regime of (1) were available, none was existing up to now for the various potential regimes of (1). We also emphasize that PIROCK is more than a simple combination of integrators developed in [20, 3, 5, 21] as the coupling of the different regimes needs new ideas to stabilize the various possible combinations of the dynamics in (1).

The rest of the paper is organized as follows. In Section 2 we briefly recall the concept of partitioned RK methods, explicit stabilized RK methods and linear stability analysis for numerical integrators. In Section 3 we derive step by step the PIROCK method. Finally a number of numerical experiments taken from benchmark problems for ROCK2, SROCK, RKC, IRKC, PRKC, presented in Section 4 illustrate the flexibility and the performance of PIROCK.

2 Preliminaries

In this section we present the background concepts needed for the PIROCK integrators, namely partitioned Runge-Kutta methods, linear stability analysis notions and a short description of the ROCK2 integrator.

2.1 Partitioned Runge-Kutta methods

An m -stages partitioned RK method² (a map from y_0 to y_1) for (1) is given by

$$K_i = y_0 + h \sum_{j=1}^m a_{ij} F_D(K_j) + h \sum_{j=1}^m \hat{a}_{ij} F_A(K_j) + h \sum_{j=1}^m \bar{a}_{ij} F_R(K_j), \quad i = 1, \dots, m \quad (4)$$

$$y_1 = y_0 + h \sum_{i=1}^m b_i F_D(K_i) + h \sum_{i=1}^m \hat{b}_i F_A(K_i) + h \sum_{i=1}^m \bar{b}_i F_R(K_i) \quad (5)$$

and the method is said to have order p if for sufficiently smooth problems (1), we have the local error bound

$$\|y(t_0 + h) - y_1\| \leq Ch^{p+1}. \quad (6)$$

Remark 2.1 For non-autonomous problem, we need to evaluate the stages at discrete time $t_0 + c_i h, t_0 + \hat{c}_i h, t_0 + \bar{c}_i h$, $i = 1, \dots, m$ and we assume as usual that the conditions $c_i = \sum_{j=1}^m a_{ij}$, $\hat{c}_i = \sum_{j=1}^m \hat{a}_{ij}$, $\bar{c}_i = \sum_{j=1}^m \bar{a}_{ij}$, $i = 1, \dots, m$ are satisfied [9].

Order conditions for a partitioned RK method (5) are algebraic conditions on the coefficients such that (6) is satisfied for a given p . As we will construct second order methods we

²In the literature, integrators of the type (4)-(5) are sometimes called additive RK methods, while partitioned RK methods refer to integrators for systems of the form $\dot{p} = f(p, q, \dots), \dot{q} = g(p, q, \dots), \dots$. Notice however that the order conditions are equivalent [10].

recall the corresponding order conditions, namely

$$\sum_{i=1}^m b_i = \sum_{i=1}^m \hat{b}_i = \sum_{i=1}^m \bar{b}_i = 1, \quad \sum_{i,j=1}^m b_i a_{ij} = \sum_{i,j=1}^m \hat{b}_i \hat{a}_{ij} = \sum_{i,j=1}^m \bar{b}_i \bar{a}_{ij} = \frac{1}{2}, \quad (7)$$

$$\sum_{i,j=1}^m b_i \hat{a}_{ij} = \sum_{i,j=1}^m b_i \bar{a}_{ij} = \sum_{i,j=1}^m \bar{b}_i a_{ij} = \sum_{i,j=1}^m \bar{b}_i \hat{a}_{ij} = \sum_{i,j=1}^m \hat{b}_i a_{ij} = \sum_{i,j=1}^m \hat{b}_i \bar{a}_{ij} = \frac{1}{2}. \quad (8)$$

The conditions (7) ensure that each individual method (for F_D, F_A, F_R) has second order, while conditions (8) ensure that the coupling of the different terms has the right accuracy. It is customary to write the coefficients of a RK method in a so-called Butcher tableau

$$\begin{array}{c|ccc} c_1 & a_{11} & \cdots & a_{1m} \\ \vdots & \vdots & & \vdots \\ c_m & a_{m1} & \cdots & a_{mm} \\ \hline & b_1 & \cdots & b_m \end{array} \quad (9)$$

2.2 Linear stability analysis

Linear stability analysis for stiff ODEs is usually studied on the linear scalar test equation

$$y' = \lambda y, \quad y(0) = 1, \quad (10)$$

that can be obtained from linearization and diagonalization (or transformation in Jordan form) of a system of ODEs. The value of λ represents a typical eigenvalue of the Jacobian of the linearized system and a stable mode (i.e. for $\Re\lambda \leq 0$) should be damped by the numerical solver for stability. Application of a RK method to (10) leads to the recursion

$$y_{n+1} = R(z)y_n, \quad (11)$$

where $z = h\lambda$, and $R(z)$ is a rational function called the stability function of the numerical method (notice that it is a polynomial for an explicit method). This allows to define the stability domain of the numerical integrator as

$$\mathcal{S} := \{z \in \mathbb{C}; |R(z)| \leq 1\}, \quad (12)$$

and the numerical solution $\{y_n\}$ in (11) is bounded for $n \rightarrow \infty$ if and only if $z \in \mathcal{S}$. If $\{z \in \mathbb{C}; \Re z \leq 0\} \subset \mathcal{S}$, then the method is called A -stable, and this is a desirable property for stiff problems. If in addition $\lim_{z \rightarrow \infty} R(z) = 0$, the method is called L -stable. This latter property is also desirable for stiff problems because it permits a damping of the high frequencies.

2.3 ROCK2 methods

We first describe here an efficient explicit stabilized method for ODEs (2) for the problem

$$\dot{y} = F(y), \quad y(0) = y_0, \quad (13)$$

assuming that the Jacobian of $F(y)$ has its eigenvalues close to the real negative axis (with possibly large modulus). Classical explicit methods have a restricted stability domain (12)

along the negative real axis as illustrated in Figure 1 (left picture) for the second order Heun method, where $R(z) = 1 + z + z^2/2$, resulting in a severe step size restriction for stiff problems. Stabilized methods allow to increase the stability domains along the negative real axis in an adaptive way, to accommodate stiff dissipative problems without facing step size restriction. An early first order stabilized method [17] is based on the following recursion

$$\begin{aligned} K_1 &= y_0 + h \frac{\omega_1}{\omega_0} F(y_0), \\ K_j &= 2h \frac{T_{j-1}(\omega_0)}{T_j(\omega_0)} F(K_{j-1}) + 2\omega_0 \frac{T_{j-1}(\omega_0)}{T_j(\omega_0)} K_{j-1} - \frac{T_{j-2}(\omega_0)}{T_j(\omega_0)} K_{j-2}, \quad j = 2, \dots, s \\ y_1 &= K_s, \end{aligned} \tag{14}$$

where $K_0 = y_0$, $T_s(\cos x) = \cos(sx)$ are the classical Chebyshev polynomials $s \geq 1$, the number of stages, $\eta \geq 0$ is a damping parameter (discussed below) and $\omega_0 = 1 + \frac{\eta}{s^2}$, $\omega_1 = \frac{T_s(\omega_0)}{T'_s(\omega_0)}$. Applied to the linear test problem (10) the method (14) gives $y_1 = R_s(z)y_0$, where $z = \lambda h$ and $R_s(z)$ is given by $R_s(z) = T_s(\omega_0 + \omega_1 z)/T_s(\omega_0)$ and satisfies

$$|R_s(z)| \leq 1 \quad \text{for all } z \in (-d_s, 0),$$

with $d_s \simeq C \cdot s^2$, or s large enough, where C depends on the damping parameter η (for $\eta = 0$, $C = 2$). Notice that (14) represents a family of numerical methods (indexed by the stage number s) and the stability domain size d_s along the negative real axis grows quadratically with s .

Damping It has been realized in the early development of the stabilized method that it is desirable to introduce a damping of the higher frequencies and include an ellipse around the negative real axis in the stability domain. For $\eta > 0$, (15) reads

$$|R_s(z)| \leq r < 1 \quad \text{for all } z \in (-d_s, -\varepsilon), \tag{15}$$

where ε is a small positive number (observe that $R_s(0) = 1$). The stability domain becomes a bit shorter but the boundary of the stability domains does not intersect with the negative real axis (except at the two endpoints).

Constructing higher order stabilized methods is a non-trivial task and various strategies have been proposed. We mention the RKC method [17] and the DUMKA method [13]. We describe here the ROCK2 method introduced in [4] and generalized to fourth order in [1] that will be used in what follows and that combines the second order optimal stability domains of [13] with a realization based on a three term recursion formula (similarly as in [17]). The stability function of the ROCK2 method reads

$$R_s(z) = P_{s-2}(z)w_2(z), \tag{16}$$

where $P_{s-2}(z)$ belongs to the family of polynomials $\{P_j\}_{j \geq 0}$ (depending on s) orthogonal with respect to the weight function $\frac{w_2(x)^2}{\sqrt{1-x^2}}$. The polynomial w_2 , that depends on s , is positive on \mathbb{R} and has degree 2. It is chosen such that R_s satisfies [4]

$$R_s(z) = 1 + z + \frac{z^2}{2} + \mathcal{O}(z^3), \quad z \rightarrow 0, \tag{17}$$

together with a large stability interval (15). The recurrence relation of the orthogonal polynomials $\{P_j\}_{j \geq 0}$ allows to construct a RK method $y_0 \mapsto y_1$ of order two for (13) based on the following recursion for $s \geq 3$,

$$\begin{aligned}
K_1 &= y_0 + \mu_1 hF(y_0), \\
K_j &= \mu_j hF(K_{j-1}) - \nu_j K_{j-1} - \kappa_j K_{j-2}, \quad j = 2, \dots, s-2, \\
K_{s-1}^* &= K_{s-2} + \sigma hF(K_{s-2}), \\
K_s^* &= K_{s-1}^* + \sigma hF(K_{s-1}^*), \\
y_1 &= K_s^* - \sigma(1 - \tau/\sigma^2)(hF(K_{s-1}^*) - hF(K_{s-2}))
\end{aligned} \tag{18}$$

where $K_0 = y_0$. The parameters μ_j, k_j (depending on s) are obtained from the three-term recurrence relation [4, eq. (24)-(25)] of the orthogonal polynomials $\{P_j\}_{j \geq 0}$, while σ, τ (that also depend on s) satisfy $w_2(z) = 1 + 2\sigma z + \tau z^2$ and are chosen such that (17) holds. We notice that the polynomials $P_j(z)$ are the stability functions of the internal stages $K_j, j = 1, \dots, s-2$. We have for $3 \leq s \leq 200$, $\sigma \in (0.367, 410)$ and $\tau \in (0.2, 0.4)$. The ROCK2 method satisfies (15) with $d_s \simeq 0.81 \cdot s^2$ for a damping $r = 0.95$. We have thus now a family of second order methods, whose stability domains increases quadratically with the stage number s (see Figure 1 where $d_{13} \simeq 135.1 \simeq 0.81 \cdot 13^2$). As shown in [4], due to the aforementioned stability behavior this method is competitive with implicit solvers for diffusion problems, while remaining explicit.

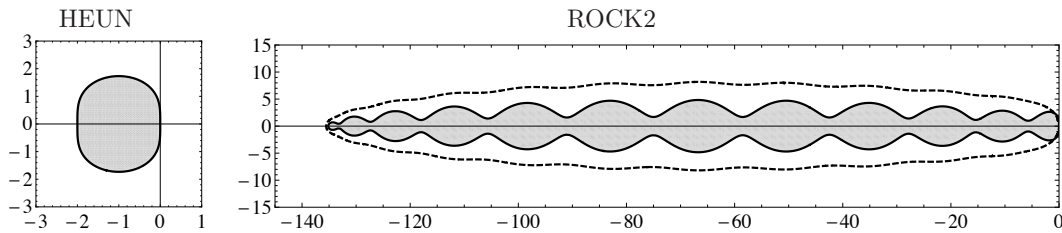


Figure 1: Complex stability domains (gray regions) of a standard second order explicit method (Heun method, left picture) versus an explicit stabilized method (ROCK2 with damping $r = 0.95$ ($\alpha = 1$) for $s = 13$, right picture; the dashed line indicate the stability domain boundary of the embedded method used for step size control (see Section 3.3)).

The original ROCK2 methods has been derived with $r = 0.95$. As the parameters $\mu, \nu, \kappa, \tau, \sigma$ depend on r and are computed once for all and imported in the computer code, changing the value of r requires a priori to recompute these parameters. We explain next a procedure that allows to change the damping with the already precomputed parameters included in the ROCK2 code <http://anmc.epfl.ch>. This idea, first used in [6] for weak second order stochastic stabilized methods, is to consider for (13) the following scheme for a fixed scalar parameter α .

$$\begin{aligned}
K_1 &= y_0 + \alpha \mu_1 hF(y_0), \\
K_j &= \alpha \mu_j hF(K_{j-1}) - \nu_j K_{j-1} - \kappa_j K_{j-2}, \quad j = 2, \dots, s-2, \\
K_{s-1}^* &= K_{s-2} + \sigma_\alpha hF(K_{s-2}), \\
K_s^* &= K_{s-1}^* + \sigma_\alpha hF(K_{s-1}^*), \\
y_1 &= K_s^* - \sigma_\alpha(1 - \tau_\alpha/\sigma_\alpha^2)(hF(K_{s-1}^*) - hF(K_{s-2}))
\end{aligned} \tag{19}$$

where $K_0 = y_0$. Notice that for $\alpha = 1$, we recover the original ROCK2 method (18). Applied to the linear test problem (10) this method yields

$$y_1 = P_{s-2}(\alpha z)(1 + 2\sigma_\alpha z + \tau_\alpha z^2) =: R_{s,\alpha}(z), \quad (20)$$

and it can be easily verified (see [6, Lemma 3.2]) that the method (19) has second order for the system of ODEs (2) for any α provided

$$\sigma_\alpha = \frac{1-\alpha}{2} + \alpha\sigma, \quad \tau_\alpha = \frac{(\alpha-1)^2}{2} + 2\alpha(1-\alpha)\sigma + \alpha^2\tau. \quad (21)$$

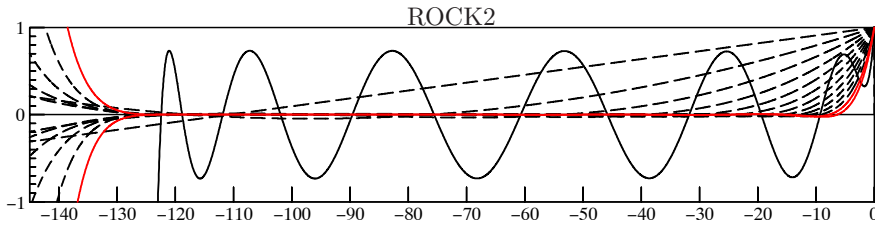


Figure 2: Stability polynomials for the ROCK2 method with damping $s = 13, \alpha = 1.2$. The oscillating polynomial is $R_{s,\alpha}(z)$, the dotted line the stability polynomials of the internal stages $P_j(\alpha z)$, $j = 1, \dots, 11$. The stability functions $P_{s-1}(\alpha z), P_s(\alpha z)$ of the two supplementary stages K_{s-1}, K_s are depicted in solid (red) lines oscillating with a small amplitude.

For the PIROCK method we will need two additional stages associated to the family of orthogonal polynomials $\{P_j\}_{j \geq 0}$,

$$K_j = \alpha\mu_j h F(K_{j-1}) - \nu_j K_{j-1} - \kappa_j K_{j-2}, \quad j = s-1, s, \quad (22)$$

where we notice that applied to linear test problem (10) we obtain

$$K_{s-1} = P_{s-1}(\alpha z), \quad K_s = P_s(\alpha z). \quad (23)$$

These polynomials decay faster to zero than $P_{s-2}(\alpha z)$ for z close to zero because $P'_{s-2}(0) < P'_{s-1}(0) < P'_s(0)$, as illustrated in Figure 2.

It should be noted that the stability function (20) of the ROCK2 methods oscillates for real $p < 0$ around 0 (see Figure 2) while the stability functions of other stabilized methods such as the RKC that reads $R_s(z) = a_s + b_s T_s(\omega_0 + \omega_1 z)$, where ω_0, ω_1 are as in (14) and $a_s = 1 - b_s T_s(\omega_0)$, $b_s = T''_s(\omega_0)/(T'_s(\omega_0))^2$ (see [17, 20]) oscillates around the value $a_s > 0$. In turn, these methods have less favorable damping and the ellipse that can be included in the stability domain is smaller than the corresponding ellipse for the ROCK2 methods.

Implementation of ROCK2 method We emphasize that an efficient implementation relies on both stage and time step adaptivity as summarized in the following algorithm. Given the value y_0 , the step size h , and the required accuracy tol (prescribed by the user),

1. perform an integration step $y_0 \rightarrow y_1$;
2. estimate the local error $err := \|y_1 - \hat{y}_1\|$;

3. determine a new step size h_{new} such that $err \simeq tol$ based on a step size control strategy;
4. estimate the spectral radius ρ of the Jacobian of F and choose a stage number such that $h_{new} \cdot \rho \simeq C \cdot s_{new}^2$ (where C depends on α);
5. back to 1.

A few comments are in order. First, \hat{y}_1 is the numerical solution obtained from a so-called embedded method that allows to estimate the local error. This numerical solution given by $\hat{y}_1 = K_s^*$ in (18) does not involve any computational overhead and is obtained from the function evaluation needed for y_1 [9, II.4]). Second, sophisticated procedures are available to compute h_{new} that also take into account previously computed step sizes (memory step size selection) [10, IV.8]. These procedure have been proved successful for ROCK2 methods [4]. Third, a precise estimation of the spectral radius (that would be expensive) is not need. It is sufficient to consider an upper bound that can be obtained from a power methods using the function evaluations needed for the internal stages [4]. Hence this procedure comes with a negligible cost, furthermore it must be done only once if the problem is known to have a nearly constant spectral radius.

Applicability and limit of the stabilized methods Stabilized methods as the ROCK, RKC or DUMKA methods have been primarily introduced for the solution of large dissipative systems (i.e., with eigenvalues of the Jacobian close to the negative real axis). They can be applied to systems such as (1) but become inefficient for problems with a large advection and for problems with a very stiff reaction. Increasing the damping (an idea also used for stochastic methods [2, 3]) allows to include larger ellipses in the stability domain of the method [20]. But this comes at the cost of reducing the length of the stability domain along the negative real axis and even so, the size in the imaginary direction of the ellipse that can be included in the stability domain is limited (see Section 3.2). Furthermore, another drawback is that the number of function evaluation is proportional to the number of stages.

Applicability and limit of existing stabilized partitioned methods In the PRKC method [21], a partitioned procedure allows to make the number of evaluations of the advection (or a non-stiff reaction) independent of the stage number. These methods are efficient for diffusion dominated advection-diffusion reaction problems with non-stiff reaction, particularly if the reaction or advection term is costly to evaluate. For dominant advection, the performance of the PRKC method deteriorates (as for the ROCK2 or RKC methods) because of the limited height of the ellipse that can be included in the stability domains of the method. On the other hand the implicit-explicit IRKC method [19] can accommodate stiff reactions (done implicitly) but the number of nonlinear systems to be solved depends on the stage number used to treat the stiffness arising from the diffusion. As for the PRKC method, the performance of the IRKC also deteriorates for problems with dominant advection.

3 The PIROCK method

In this section we derive our new PIROCK method and analyze its stability behavior. We also discuss a posteriori error estimates via embedded RK methods and step size control.

3.1 Derivation of the PIROCK method

We explain step by step the construction of our new methods for the solution of (1).

Step1: choosing the F_A and F_R method We consider the following classical basic methods

$$\begin{array}{c|c}
 F_A\text{-method} & F_R\text{-method} \\
 \hline
 \begin{array}{c} 0 \\ 1 \\ \frac{1}{3} \\ \frac{2}{3} \\ \frac{3}{4} \end{array} & \begin{array}{c} \gamma \\ \gamma \\ 1 - 2\gamma \\ \frac{1}{2} \\ \frac{1}{2} \end{array} \\
 \begin{array}{c} \frac{1}{3} \\ \frac{2}{3} \\ 0 \\ \frac{1}{4} \\ \frac{3}{4} \end{array} & \begin{array}{c} \gamma \\ 1 - 2\gamma \\ \frac{1}{2} \\ \frac{1}{2} \end{array}
 \end{array} \tag{24}$$

where $\gamma = 1 - \sqrt{2}/2$. A 3-stage third order explicit method is taken for the advection (so that a non-empty portion $(-i\sqrt{3}, i\sqrt{3})$ of the imaginary axis is included in the stability domain of the F_A method) and a 2-stage second order singly diagonally implicit RK method for the reaction. This latter method is L -stable and can be efficiently implemented: due to its

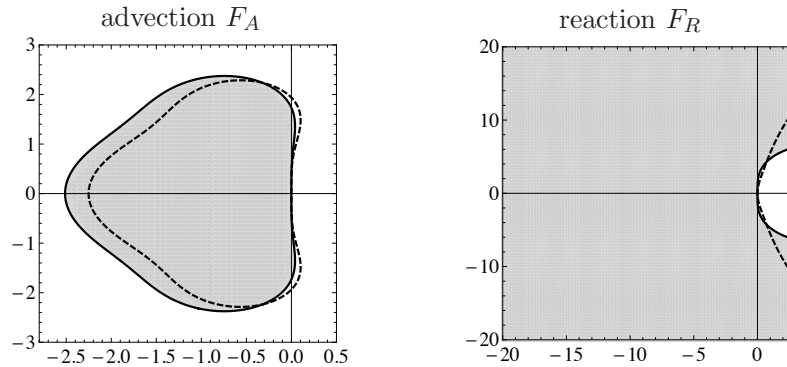


Figure 3: Complex stability regions for the F_A and the F_R when applied to the test problem (10) The dashed lines indicate the boundaries of the error estimator stability domains (see Section 3.3).

diagonal structure of RK coefficients, a single LU factorization needs to be done only once per step if using a quasi-Newton method [10].

Step 2: Diffusion step and coupling In the PIROCK method, we want to perform the diffusion step first and introduce the advection and reaction steps as a “finishing procedure”. This diffusion step needs then to be coupled with the F_A and F_R methods (see the coupling order conditions (8)). We explain the coupling by choosing the (explicit) Heun for the diffusion steps. This choice is only done here temporarily to simplify the presentation and we emphasize that the Heun method will later be replaced by the ROCK2 method. For the time being we thus consider

$$\begin{array}{c|c}
 0 & \\
 \hline
 1 & 1 \\
 \hline
 & \frac{1}{2} \quad \frac{1}{2}
 \end{array} \tag{25}$$

The partitioned method with the Heun method for the diffusion step and the F_A, F_R methods as finishing procedure together with suitable coupling conditions reads

F_D -method						F_A -method						
0						0						
1	1					0	0					
0						0						
1	1					1	1					
0						1 - 2 γ	1 - 2 γ					
0						$\frac{1}{3}$	$\frac{1}{3}$					
$\frac{2}{3}$	$\frac{2}{3}$					$\frac{2}{3}$	$\frac{2}{3}$					
$\frac{1}{2}$	$\frac{1}{2}$	$-\frac{1}{2(1-2\gamma)}$	0	$\frac{1}{2(1-2\gamma)}$	0	0	0	$\frac{1}{4}$	0	0	$\frac{2}{3}$	$\frac{3}{4}$

(26)

F_R -method				
0				
0				
γ	γ			
1 - γ	1 - 2 γ	γ		
1 - γ	1 - γ			
0				
$\frac{2-\gamma}{3}$	$\frac{2}{3} - \gamma$	$\frac{2\gamma}{3}$		
0	0	$\frac{1}{2}$	$\frac{1}{2}$	0

(27)

where $\gamma = 1 - \sqrt{2}/2$. Of course this choice of coupling is by no mean unique. We make the above choice of coupling because it has the same cost as each of the 3 non-partitioned RK methods (25), (24), with the exception that two extra evaluations of the diffusion function F_D are needed at each step. Notice that the coefficients in the last internal line of (27) are chosen to make the internal stage L -stable with respect to the reaction F_R .

Step 3: Introducing a perturbation of the initial value for F_A and F_R The above partitioned method (26)-(27) takes y_0 as initial value for the advection and the reaction part. For (stability) reasons explained below, it is of interest to start with a suitably perturbed initial value, say $y_0 + \delta h f(y_0)$, where δ is a fixed real. The partitioned method then reads

F_D -method						F_A -method							
0						0							
1	1					0	0						
δ	δ					0	0						
$\delta + \beta$	δ	β				0							
δ	δ					1	1						
δ						1 - 2 γ	1 - 2 γ						
$\delta + \frac{2}{3}\beta$	δ					$\frac{1}{3}$	$\frac{1}{3}$						
$\frac{1}{2}$	$\frac{1}{2}$	0	$-\frac{1}{2(1-2\gamma)}$	0	$\frac{1}{2(1-2\gamma)}$	0	0	0	$\frac{1}{4}$	0	0	$\frac{2}{3}$	$\frac{3}{4}$

(28)

$$\begin{array}{c|ccc}
& & & \\
& & & \\
& & & \\
\hline
\gamma & & \gamma & \\
1-\gamma & & 1-2\gamma & \gamma \\
1-\gamma & & 1-\gamma & \\
0 & & & \\
\frac{2-\gamma}{3} & & \frac{2}{3}-\gamma & \frac{2\gamma}{3} \\
\hline
& 0 & 0 & 0 & \frac{1}{2} & \frac{1}{2} & 0 & 0 & 0
\end{array} \tag{29}$$

where $\gamma = 1 - \sqrt{2}/2$. A new parameter β has been introduced to maintain the second order accuracy for the coupling of the diffusion-advection and diffusion-reaction terms with an arbitrary value of δ . It can be again easily verified that the above method has second order (i.e., (7) and (8) hold) for arbitrary δ provided

$$\beta = 1 - 2\delta. \tag{30}$$

In the notation (4)-(5) the above method reads

$$\begin{aligned}
K_1 &= y_0 + hF_D(y_0), \\
K_2 &= y_0 + \delta hF_D(y_0), \\
K_3 &= K_2 + \gamma hF_R(K_3), \\
K_4 &= K_2 + \beta hF_D(K_3) + hF_A(K_3) + (1 - 2\gamma)hF_R(K_3) + \gamma hF_R(K_4), \\
K_5 &= K_2 + (1 - 2\gamma)hF_A(K_3) + (1 - \gamma)hF_R(K_3), \\
K_6 &= K_2 + \frac{1}{3}hF_A(K_3), \\
K_7 &= K_2 + \frac{2\beta}{3}hF_D(K_3) + \frac{2}{3}hF_A(K_6) + (\frac{2}{3} - \gamma)hF_R(K_3) + \frac{2\gamma}{3}hF_R(K_4) \\
y_1 &= y_0 + \frac{h}{2}F_D(K_1) + \frac{h}{2}F_D(K_2) + \frac{1}{2-4\gamma}(hF_D(K_5) - hF_D(K_3)) \\
&+ \frac{1}{4}hF_A(K_3) + \frac{3}{4}hF_A(K_7) + \frac{1}{2}hF_R(K_3) + \frac{1}{2}hF_R(K_4).
\end{aligned} \tag{31}$$

Solution of the nonlinear system We notice that for each step of the above method, we have to solve two nonlinear systems of the type

$$y = c + \gamma hF_R(y) \tag{32}$$

where c is independent of y . Notice that the resolution of such nonlinear system is computationally cheap because the nonlinear systems for each spatial component are independent. It can be performed using a quasi-Newton method

$$J_R(y^{k+1} - y^k) = -y^k + c + \gamma hF_R(y^k)$$

where the LU decomposition of the matrix

$$J_R = I - \gamma h \frac{\partial F_R}{\partial y}(c) \tag{33}$$

can be computed only once per step size. The matrix J_R is block diagonal with blocks of sizes $n_{PDEs} \times n_{PDEs}$, where n_{PDEs} is usually given by the number of scalar PDEs in a system of PDEs.

Using J_R^{-1} for stabilization It has been noticed by Shampine [10, IV.8] that J_R^{-1} can also be used for stabilization purpose (originally used for the error control). In the PIROCK method, J_R^{-1} will also be used to further stabilize the coupling of the diffusion step with the F_A and F_R methods. We emphasize that computing $J_R^{-1}v$, for a given vector v represents a *negligible cost* as the LU factorization of J_R is already available from the computation of the implicit stages (32). Likewise computing a higher order power such as J_R^{-2} comes also with a negligible cost.

Step 4: Stabilizing the partitioned method and definition of the PIROCK method

Although based on good methods for the advection and reaction part of the ODE (1), the method (31) is useless because of its poor stability for the diffusion part. The PIROCK method is based upon the following modification of the method (31):

- replacement of the Heun method (25) with the ROCK2 method (19) in which we compute the two additional stages K_{s-1}, K_s in (22);
- choice of the starting value for the advection and reaction terms at K_s (or K_{s-1});
- use of $J_R^{-\ell} = (I - \gamma h \frac{\partial F_R}{\partial y})^{-\ell}$, $\ell = 1, 2$ to stabilize the couplings $F_D - F_R$, $F_A - F_R$.

PIROCK integrator The partitioned integrator for (1) is defined by the following algorithm for $s \geq 3$:

$$\begin{aligned}
& \text{Diffusion stabilization procedure} \\
K_1 &= y_0 + \alpha \mu_1 h F_D(y_0), \quad K_0 = y_0, \\
K_j &= \alpha \mu_j h F_D(K_{j-1}) - \nu_j K_{j-1} - \kappa_j K_{j-2}, \quad j = 2, \dots, s-2+\ell \quad (\ell = 1 \text{ or } 2) \\
& \text{Finishing procedure for diffusion} \\
K_{s-1}^* &= K_{s-2} + \sigma_\alpha h F_D(K_{s-2}), \\
K_s^* &= K_{s-1}^* + \sigma_\alpha h F_D(K_{s-1}^*), \\
& \text{Starting value for advection-reaction} \\
K &= K_{s-2+\ell}, \\
& \text{Finishing procedure for advection-reaction and coupling} \\
K_{s+1} &= K + \gamma h F_R(K_{s+1}), \\
K_{s+2} &= K + \beta h F_D(K_{s+1}) + h F_A(K_{s+1}) + (1 - 2\gamma) h F_R(K_{s+1}) + \gamma h F_R(K_{s+2}), \\
K_{s+3} &= K + (1 - 2\gamma) h F_A(K_{s+1}) + (1 - \gamma) h F_R(K_{s+1}), \\
K_{s+4} &= K + \frac{1}{3} h F_A(K_{s+1}), \\
K_{s+5} &= K + \frac{2\beta}{3} h F_D(K_{s+1}) + \frac{2}{3} h J_R^{-1} F_A(K_{s+4}) + \left(\frac{2}{3} - \gamma\right) h F_R(K_{s+1}) + \frac{2\gamma}{3} h F_R(K_{s+2}) \\
& \text{Computation of the integration step } y_0 \mapsto y_1 \\
y_1 &= K_s^* - \sigma_\alpha (1 - \tau_\alpha / \sigma_\alpha^2) (h F_D(K_{s-1}^*) - h F_D(K_{s-2})) \\
& + \frac{1}{4} h F_A(K_{s+1}) + \frac{3}{4} h F_A(K_{s+5}) + \frac{1}{2} h F_R(K_{s+1}) + \frac{1}{2} h F_R(K_{s+2}) \\
& + \frac{J_R^{-\ell}}{2 - 4\gamma} (h F_D(K_{s+3}) - h F_D(K_{s+1})), \tag{34}
\end{aligned}$$

where μ_j, ν_j, κ_j are the same coefficients as for the standard ROCK2 method (19), the coefficients $\sigma_\alpha, \tau_\alpha$ are defined in (20), $\gamma = 1 - \sqrt{2}/2$, $\beta = 1 - 2\alpha P'_{s-2+\ell}(0)$ and $J_R = I - \gamma h \frac{\partial F_R}{\partial y}(K_s)$.

We notice that the starting value for the advection and the reaction term requires the stage K of the ROCK2 method. We shall consider two choices of the damping parameters $\alpha \geq 1$ and with corresponding values $\ell = 1$ or 2 in (34). The first choice is

$$\alpha = 1, \quad \ell = 2, \quad (35)$$

which permits to recover the standard ROCK2 method in the absence of advection and reaction terms ($F_A = F_R = 0$), with a (close to optimal) stability domain along the negative real axis of size $d_s \simeq 0.81 \cdot s^2$. The second choice that we shall consider is

$$\alpha = 1/(2P'_{s-1}(0)), \quad \ell = 1. \quad (36)$$

This is a regime with larger damping ($\alpha > 1$) than in the standard ROCK2 method and allows to include larger ellipse in the stability domain of the method for the coupling $F_D - F_A$. It is thus suited for advection dominated problems. Observe also that for this choice of damping, $\beta = 0$.

Remark 3.1 *The choice of values $\ell = 1$ or 2 , used for the definition of the interval stage K in (34), is made to provide a better damping in the stability domains close to the origin. Since $P'_{s-2+\ell}(0) > P'_{s-2}(0)$, the stability polynomial $P_{s-2+\ell}$ associated to K decays faster close to the origin than the one associated to K_{s-2} and involved in the ROCK2 method (see Figure 2). This permits to avoid a gap in the stability domains close to the origin for the $F_D - F_A$ and $F_D - F_R$ couplings. Also, the choice of the negative power $J_R^{-\ell}$ in (34) is made to avoid a gap in the stability domains involving the $F_D - F_R$ coupling, while the term J_R^{-1} in K_{s+5} is used to stabilize the $F_A - F_R$ coupling.*

Complexity Compared to the standard ROCK2 method (19), the PIROCK method requires at each time step $2 + \ell$ additional evaluations of F_D (with $\ell = 1$ or 2), 3 evaluations of F_A , and 2 resolutions of a nonlinear system of the form (32) that are usually computationally cheap (see (33)). In contrast, the IRKC method requires the resolution of s nonlinear system of the form (32) (with different values of γ at each internal stage) where s is the number of stages of the IRKC method.

Accuracy We next verify that the PIROCK method is indeed second order accurate.

Theorem 3.2 *The method (34) has second order of accuracy for (1).*

Proof. We notice that (34) is a perturbation of the second order method (31), now involving J_R^{-2} , with the second order Heun method replaced by the second order ROCK2 method (19) and with K_2 replaced with K . A simple expansion using (23) shows that

$$K = y_0 + \alpha h P'_{s-2+\ell}(0) F_D(y_0) + \mathcal{O}(h^2),$$

and thus in view of (30) we need to define $\beta = 1 - 2\alpha P'_{s-2+\ell}(0)$. Finally, involving the matrix J_R^{-1} only introduces a perturbation of size $\mathcal{O}(h^3)$ in y_1 and the proof is complete. \square

Extension to non-symmetric diffusion operators. We explain now a simple modification of the PIROCK algorithm to treat the case of a non-symmetric diffusion operator. Assume that the diffusion operator can be decomposed as

$$F_D(y) = F_{D_S}(y) + F_{D_A}(y). \quad (37)$$

where the eigenvalues of the Jacobians of F_{D_S} and F_{D_A} are located respectively on the negative real axis and the imaginary axis. For instance, in the case of the differential operator $\operatorname{div}(a\nabla\cdot)$, where a is a non-symmetric $N \times N$ tensor, the corresponding decomposition reads $\operatorname{div}(\frac{a+a^T}{2}\nabla\cdot) + \operatorname{div}(\frac{a-a^T}{2}\nabla\cdot)$. Then, we introduce the following modifications in the definition of the PIROCK algorithm (34) for the damping (36). First, we replace F_D by F_{D_S} in all stages. Next, we replace F_A by $F_A + F_{D_A}$ in the formulas for K_{s+2} , K_{s+3} , and y_1 . Finally, in the stage K_{s+5} , we substitute $F_A(K_{s+4})$ by $F_A(K_{s+4}) + F_{D_A}(K_{s+4})$. Notice that this modification remains explicit. The stability analysis of this modification for non-symmetric tensors is addressed in the next Section 3.2.

Extension to stochastic problems. The PIROCK method can also be used for stiff mean-square stable Itô stochastic SDEs of the form (2). The stochastic version of PIROCK, a map from $y_0 \mapsto y_1^*$, is obtained by modifying the last line of the PIROCK integrator (34) as follows

$$y_1^* = y_1 + \sum_{j=1}^m F_G^j(K_{s+1}^*)\Delta W_j, \quad (38)$$

where y_1 is defined in (34), and using the supporting value

$$K_{s+1}^* = J_R^{-1}(K_{s+1} + \beta h F_D(K_{s+1})),$$

where $\Delta W_i \sim \mathcal{N}(0, h)$ are independent Wiener increments, and J_R is the block diagonal matrix in (33) whose LU decomposition has been already computed. The term $\beta h F_D(K_{s+1})$, already computed before, is used to avoid a small gap in the mean-square stability domain close to the origin in the F_D - F_G coupling. The multiplication with J_R^{-1} is used to stabilize the F_R - F_G coupling and make it mean-square A -stable with respect to this coupling (see below). It is easily seen that the integrator (38) has weak order 1 and strong order 1/2 for general Itô stochastic SDEs of the form (2) (we refer to [3, 2, 6] for accuracy concepts and more details on stabilized stochastic methods).

3.2 Stability analysis

We analyze here the stability of the various couplings in the method (34). To analyse the coupling of the diffusion term F_D respectively with F_A, F_R, F_G , we shall consider scalar linear test problems, where $F_D(y) = \lambda y$ is linear and $\lambda \in \mathbb{R}^-$ corresponds to the eigenvalue of a symmetric diffusion operator, and $F_A(y) = i\mu y$ with $\mu \in \mathbb{R}$, $F_R(y) = \rho y$ with $\rho < 0$, $F_G = \sigma y$ with $\sigma \in \mathbb{R}$.

Diffusion-advection coupling For the F_D - F_A coupling, we consider the test problem

$$\dot{y}(t) = \lambda y(t) + i\mu y(t) + 0$$

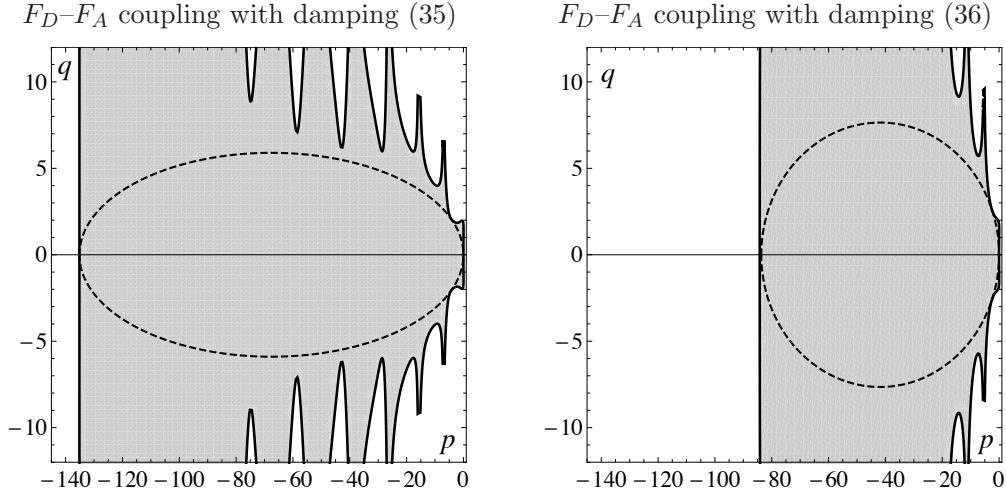


Figure 4: Diffusion-advection (F_D-F_A) coupling in PIROCK with $s = 13$. Stability domain (dark gray) in the pq -axis. The dotted lines indicate the largest inscribed ellipses. Left picture: damping (35). Right picture: damping (36) where $\alpha \simeq 1.363$.

where $\lambda \in \mathbb{R}_-$, $\mu \in \mathbb{R}$. This test equation is relevant for advection-diffusion equations $\partial_t u(x, t) + \partial_x u(x, t) = \partial_{xx} u(x, t)$ as the linear systems of ODEs arising from the (Fourier) spatial discretization on a uniform grid of size Δx has eigenvalues that belong to the ellipse

$$\left(\frac{2p}{d} + 1\right)^2 + \left(\frac{q}{a}\right)^2 = 1 \quad (39)$$

with half-height $a = \Delta x^{-1}$, and width $d = 4\Delta x^{-2}$. To study the stability of a given advection-diffusion integrator, a natural criteria is to search for the largest ellipse included in the stability domain of the method for the scalar test problem $\dot{y} = \lambda y + i\mu y$, where (p, q) belongs to the ellipse (39), with $p = h\lambda, q = h\mu$. Precisely, we search for the ellipse first with the largest width d , and then with the largest half-height a .

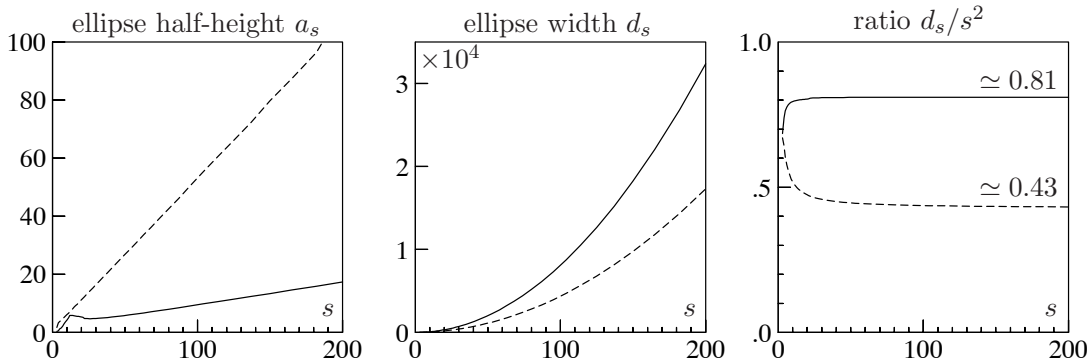


Figure 5: Diffusion-advection (F_D-F_A) coupling in PIROCK. Half-height and width of the largest ellipse inscribed in the stability domain as a function of the stage parameter s . Solid lines: damping (35). Dashed lines: damping (36).

The PIROCK method (34) then yields $y_{n+1} = R(p, q)y_n$, where $p = h\lambda, q = h\mu$,

$$R(p, q) = R_{s,\alpha}(p) + P_{s-2+\ell}(\alpha p) \left(-\frac{q^2}{2} + i\left(q - \frac{q^3}{6} + \left(\beta + \frac{1}{2}\right)pq\right) \right), \quad (40)$$

and $R_{s,\alpha}$ is the stability function (20) of the ROCK2 method. We plot in Figure 4 the corresponding stability domains in the (p, q) -plane, for $s = 13$ and the two choices of damping (35),(36). We also plot the largest stability ellipses (39) included in the stability domains. In Figure 5, we plot the ellipse parameters a_s, d_s as functions of s for the choices (35) (solid lines) and (36) (dashed lines). We observe that these ellipse parameters as functions of s grow quadratically for the width d_s and linearly for the half-height a_s as

$$d_s \simeq 0.81 \cdot s^2, \quad a_s \simeq 0.07696 \cdot s + 1.878, \quad \text{for the damping (35),} \quad (41)$$

$$d_s \simeq 0.43 \cdot s^2, \quad a_s \simeq 0.5321 \cdot s + 0.4996, \quad \text{for the damping (36).} \quad (42)$$

Notice that in [20], the RKC method is considered with a large value $\eta = 10$ of the damping parameter. However, it reduces down to $d_s \simeq 0.34 \cdot s^2$ the length of the stability domain along the negative real axis, and only a growth of size $\mathcal{O}(\sqrt{s})$ is obtained for the ellipse half-height. In contrast, in the PRKC approach [21], the coefficients of the PRK method are chosen such that the stability domain of the diffusion-advection coupling includes a rectangle $[-d_s, 0] \times [-b, b]$ of half-height $b = 1.7273$ (close to $\sqrt{3}$) independently of the number of stages s , where $d_s \simeq 0.65 \cdot s^2$ while keeping the standard damping $\eta = 2/13$ of the standard RKC method.

Diffusion-reaction coupling For the F_D - F_R coupling, we consider the test problem

$$y'(t) = \lambda y(t) + 0 + \rho y(t)$$

where $\lambda, \rho \leq 0$. Applied to this test problem, the PIROCK method yields the relation $y_{n+1} = R(p, r)y_n$ where $p = h\lambda, r = h\rho$, and

$$R(p, r) = R_{s,\alpha}(p) + P_{s-2+\ell}(\alpha p) \left(\frac{r - \gamma^2 r^2}{(1 - \gamma r)^2} + \frac{\beta r p}{2(1 - \gamma r)^2} + \frac{p r}{2(1 - \gamma r)^{1+\ell}} \right)$$

It can be checked that the stability domain in the (p, r) plane contains the subdomain $(-d_s, 0) \times \mathbb{R}_-$ for both choices of damping (35),(36) (see Figure 6 for $s = 13$). This means that the PIROCK method is unconditional stable with respect to $\rho \leq 0$. Notice that the stability domain also includes points where $r > 0$ is big enough, this due to the L -stability of the F_R -method.

Stability for a non-symmetric operator To study the coupling F_{D_S} - F_{D_A} in the decomposition (37), we consider the test problem

$$\dot{y}(t) = \lambda y(t) + i\mu y(t)$$

where $\lambda \in \mathbb{R}_-, \mu \in \mathbb{R}$. The values $\lambda, i\mu$ represent real and imaginary eigenvalues of the Jacobian of F_{D_S}, F_{D_A} , respectively. Applying the modified PIROCK method to the above test equation yields, for $p = h\lambda, q = h\mu$, the stability function

$$R(p, q) = R_{s,\alpha}(p) + P_{s-1}(\alpha p) \left(-\frac{q^2}{2} + i\left(q + \frac{1}{2}pq\right) \right),$$

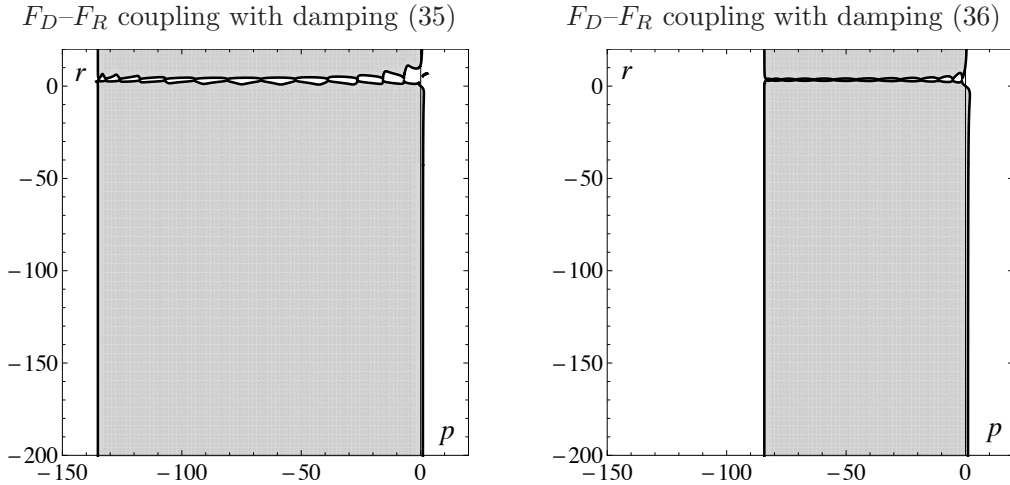


Figure 6: Diffusion-reaction (F_D-F_R) coupling with $s = 13$. Stability domain in the pr -axis. Left picture: damping (35). Right picture: damping (36).

which is identical to (40) with damping (36), with the exception that the q^3 term no longer appears (thanks to an appropriate modification made in the stage K_{s+5}). We have computed numerically for $3 \leq s \leq 200$ the largest sector inscribed in the stability domain, given by the angle (see left picture of Figure 7)

$$\theta_s := \sup\{\theta ; S_\theta \cap A_s \subset \mathcal{S}\}$$

where $\mathcal{S} = \{p + iq \in \mathbb{C}; |R(p, q)| \leq 1\}$, $A_s = \{p + iq \in \mathbb{C}; -d_s \leq p \leq 0\}$ and S_θ is the sector defined in (37). We observe that $\theta_s \geq \pi/4$ for all $s \geq 10$. The corresponding stability domain is plotted in Figure 7 (right picture) for $s = 13$, where $\theta_{13} \simeq 0.26\pi$.

Stochastic stability For SDEs such as (2), a widely used concept of stability is the mean-square stability considering the scalar test equation [15, 11, 7, 16]

$$\dot{y} = \lambda y + \sigma y \dot{\xi}, \quad y(0) = 1, \quad (43)$$

with fixed complex scalar parameters λ, σ . The exact solution of (43) is said mean-square stable if and only if $\lim_{t \rightarrow \infty} \mathbb{E}(|y(t)|^2) = 0$ and for the problem (43) it can be characterized as the set

$$\mathcal{S}^{MS} = \{(\lambda, \sigma) \in \mathbb{C}^2; \Re(\lambda) + \frac{1}{2}|\sigma|^2 < 0\}. \quad (44)$$

Applied to the SDE (43), a numerical integrator yields the difference equation [11]

$$y_{n+1} = R(p, q, \xi_n)y_n, \quad (45)$$

where $p = \lambda h$, $q = \sigma \sqrt{h}$, $\xi_n \sim \mathcal{N}(0, 1)$ are independent random variables, and the mean-square stability domain of a numerical method can be characterized as

$$\lim_{n \rightarrow \infty} \mathbb{E}(|y_n|^2) = 0 \iff \mathcal{S}_{num}^{MS} := \{(p, q) \in \mathbb{C}^2; \mathbb{E}(|R(p, q, \xi)|^2) < 1\}. \quad (46)$$

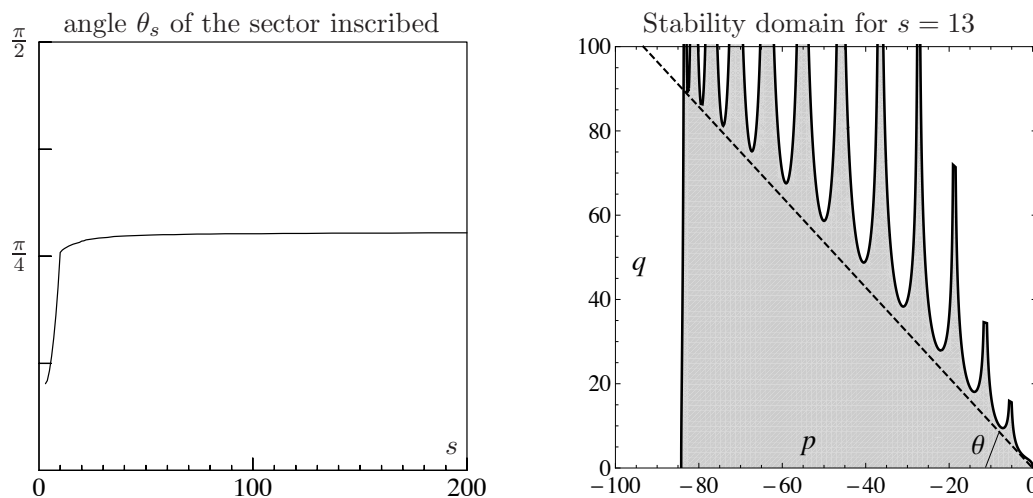


Figure 7: Case of a non-symmetric differential operator with damping (36) ($F_{D_S}-F_{D_A}$ coupling (37)). Left picture: angle θ_s of the inscribed sector as a function of s . Right picture: stability domain in the pq -axis for $s = 13$.

If we restrict $(p, q) \in \mathbb{R}^2$ then we consider the portion of the true mean-square stability domain (44), namely

$$\mathcal{S}_x^{MS} = \{(p, q) \in (-a, 0) \times \mathbb{R} ; p + \frac{1}{2}|q|^2 < 0\}, \quad (47)$$

and define for a given method

$$\ell = \sup\{x > 0 ; \mathcal{S}_x^{MS} \subset \mathcal{S}_{num}^{MS}\}, \quad d = \sup\{x > 0 ; (-x, 0) \times \{0\} \subset \mathcal{S}_{num}^{MS}\}, \quad (48)$$

where d is the size of the stability domain along the deterministic p -axis (observe that $d \geq \ell$). For the diffusion-noise coupling F_D-F_G , the PIROCK method applied to the scalar test problem (43) yields for the mean-square stability function

$$\mathbb{E}(|R(p, q, \xi)|^2) = |R_{s,\alpha}(p)|^2 + |P_{s-2+\ell}(\alpha p)|^2 |1 + \beta p|^2 |q|^2. \quad (49)$$

For $s = 13$, this yields $\ell_{13} \simeq d_{13} \simeq 135.15$, as illustrated in Figure 8 (left picture) where it can

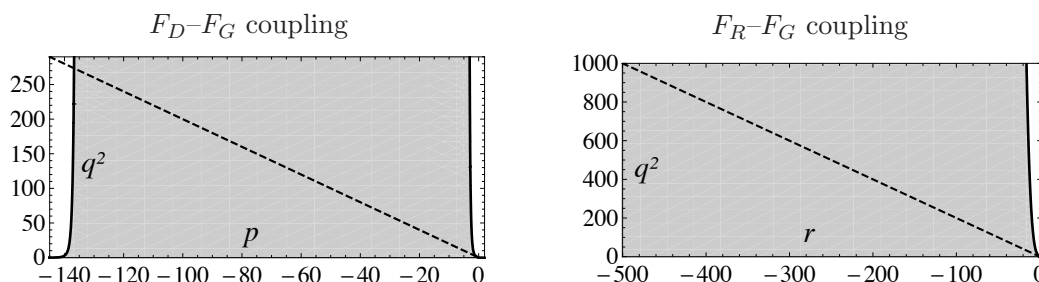


Figure 8: Mean-square stability domains (gray regions) (46). Left picture: diffusion-noise coupling (stability function (49) with (35) and $s = 13$). Right picture: reaction-noise coupling which is mean-square A -stable (stability function (50)).

be observed that the portion $\mathcal{S}_{\ell_{13}}^{MS}$ below the dotted line is included in the stability domain.

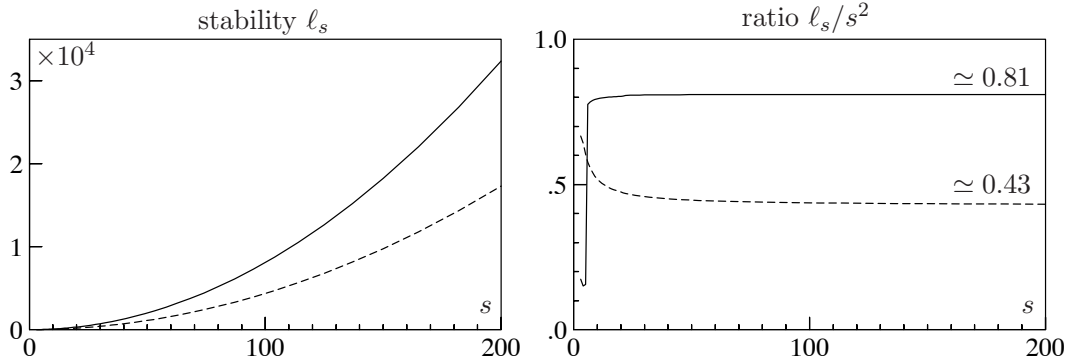


Figure 9: Diffusion-noise (F_D-F_G) coupling in PIROCK. Length of the portion of the mean-square stability domain. Solid lines: damping (35). Dashed lines: damping (36).

We have checked numerically that the mean-square stability domain \mathcal{S}_{num}^{MS} in (46) contains a portion (47) of the true mean-square stability region of size

$$\ell_s \simeq d_s \simeq 0.81 \cdot s^2 \text{ using (35),} \quad \ell_s \simeq d_s \simeq 0.43 \cdot s^2 \text{ using (36),}$$

as illustrated in Figure 9. Notice that the S-ROCK method [2], with weak order one and strong order 1/2, and based on damped first order Chebyshev methods (14), has a shorter mean-square stability domain of size $\ell_s \simeq 0.33 \cdot s^2$.

Considering the linear test problem (43) for the reaction-noise coupling F_R-F_G , we obtain the mean-square stability function

$$\mathbb{E}(|R(r, q, \xi)|^2) = \frac{|1 + (1 - 2\gamma)r|^2}{|1 - \gamma r|^4} + \frac{|q|^2}{|1 - \gamma r|^4}. \quad (50)$$

The corresponding mean-square stability domain \mathcal{S}_{num}^{MS} in (46) can be shown (adapting the proof of [5, Theorem 3.2]) to contain as a subset the exact mean-square stability domain (44), as illustrated in Figure 8 (right picture). We say that the reaction-noise coupling F_R-F_G is mean-square A -stable.

3.3 Variable step size control

We discuss here variable step size control related to the application of PIROCK to the ODE (1). Adaptive step size for stochastic problems is still to be developed for the PIROCK method and will not be discussed here. To obtain an a posteriori error depending on the computed solution, we use the idea of embedded methods [9]. Considering (5), the idea is to define another set of coefficients $b_i, \hat{b}_i, \bar{b}_i$ say $b_{e,i}, \hat{b}_{e,i}, \bar{b}_{e,i}$ such that the second order non-partitioned order conditions (7) are not fulfilled, but only the first order conditions (except for the advection method where we consider a second order embedded method). We then consider three embedded methods $y_{e,D}, y_{e,A}, y_{e,R}$ where $b_i, \hat{b}_i, \bar{b}_i$ are changed respectively to $b_{e,i}, \hat{b}_{e,i}, \bar{b}_{e,i}$. We obtain for the error estimators $err_D = y_1 - y_{e,D}, err_A = y_1 - y_{e,A}, err_R = y_1 - y_{e,R}$ the values

$$\begin{aligned} err_D &= \sigma_\alpha(1 - \tau_\alpha/\sigma_\alpha^2)(hF_D(K_{s-1}^*) - hF_D(K_{s-2})) \\ err_A &= -\frac{3}{20}hF_A(K_{s+1}) + \frac{3}{10}F_A(K_{s+4}) - \frac{3}{20}F_A(K_{s+5}) \\ err_R &= J_R^{-1}\left(\frac{h}{6}F_R(K_{s+1}) - \frac{h}{6}F_R(K_{s+2})\right). \end{aligned} \quad (51)$$

The step size changes for adaptive integration is based on the standard strategy (52). Since the order is $p = 2$ for the F_D and F_R methods and $p = 3$ for the F_A method, the step size is selected using

$$h_{new} = \zeta h(tol/err)^{1/p} \quad (52)$$

where $0 < \zeta < 1$ $\zeta \in (0.1, 0.8)$ is a safety factor and $p = 2$ is the order of ROCK2 and using the error estimator

$$err = \max(\|err_D\|, \|err_A\|^{2/3}, \|err_R\|).$$

Given the adapted step size in (52), the following selection procedure of PIROCK parameters is implemented in the code, based on the sizes d_s, a_s of the largest ellipses (41) and (42) inscribed in the stability domain of the F_D - F_A coupling.

1. Consider the choice of damping (35). Select the stage number s such that $d_s \simeq h\rho_D$, where ρ_D is an estimate of the spectral radius of the Jacobian $\partial F_D/\partial y$.
2. If $F_A \neq 0$, check if $h_{new}\rho_A \leq a_{s_{new}}$ where ρ_A is an estimate of the spectral radius of $\partial F_A/\partial y$. If yes, then set $h_{new} = h$. If not, then consider the damping (36) (with $s_{new}, a_{s_{new}}$) and defined $h_{new} = \min(h, \rho_A/a_{s_{new}})$.

The choice of estimators (51) is motivated as follows. For the F_D -method we use the embedded method K_s^* in (34) that is identical to the one of the standard ROCK2 method. For the estimator of the F_A -method, we ask that the embedded method as the stability polynomial $1 + z + z^2/2 + z^3/5$. It has order 2 with a similar stability domain as the F_A method (see Figure 3). For the estimator of the F_R -method, we impose that the embedded method has order one and is A -stable. Since the embedded method is not L -stable, we use Shampine's idea [10, IV.8] and damp it by applying J_R^{-1} , where the LU decomposition of the matrix J_R in (33) (recall that this decomposition is already available, see (33)).

4 Numerical experiments and comparison with other explicit stabilized integrators

We compare our PIROCK integrator with the known time integrators that make an explicit stabilized treatment of the diffusion: RKC,IRKC,PRKC, ROCK2. Unless specified, we shall use default parameters for all integrators.

4.1 The 2D Brusselator problem with a highly stiff reaction

method	tol	F_D evals	F_R evals	∂F_R evals	steps	s_{max}	L^2/L^∞ errors		CPU
IRKC	10^{-1}	1045	2134	1044	27(8)	206	$6.2 \cdot 10^{-2}$	$2.8 \cdot 10^{-1}$	29.3
PIROCK	10^{-1}	749	55	10	10(0)	182	$4.2 \cdot 10^{-2}$	$1.3 \cdot 10^{-1}$	0.8
IRKC	10^{-2}	1175	2443	1174	56(6)	171	$3.8 \cdot 10^{-3}$	$1.2 \cdot 10^{-2}$	33.6
PIROCK	10^{-2}	912	75	14	14(0)	150	$5.4 \cdot 10^{-3}$	$1.8 \cdot 10^{-2}$	1.0
IRKC	10^{-3}	1952	4295	1951	152(5)	152	$8.0 \cdot 10^{-4}$	$2.2 \cdot 10^{-3}$	57.5
PIROCK	10^{-3}	1400	160	31	34(3)	137	$9.3 \cdot 10^{-4}$	$2.6 \cdot 10^{-3}$	1.7
IRKC	10^{-4}	3865	10402	3864	462(4)	106	$6.6 \cdot 10^{-5}$	$1.9 \cdot 10^{-4}$	129.4
PIROCK	10^{-4}	2845	913	159	161(6)	114	$1.6 \cdot 10^{-4}$	$4.5 \cdot 10^{-4}$	5.0
IRKC	10^{-5}	8477	23804	8476	1450(4)	71	$7.5 \cdot 10^{-6}$	$2.1 \cdot 10^{-5}$	282.4
PIROCK	10^{-5}	5889	2363	456	458(6)	74	$1.7 \cdot 10^{-5}$	$4.9 \cdot 10^{-5}$	11.8

Table 1: Comparison of IRKC,PIROCK for the 2D Brusselator problem with a stiff reaction (53).

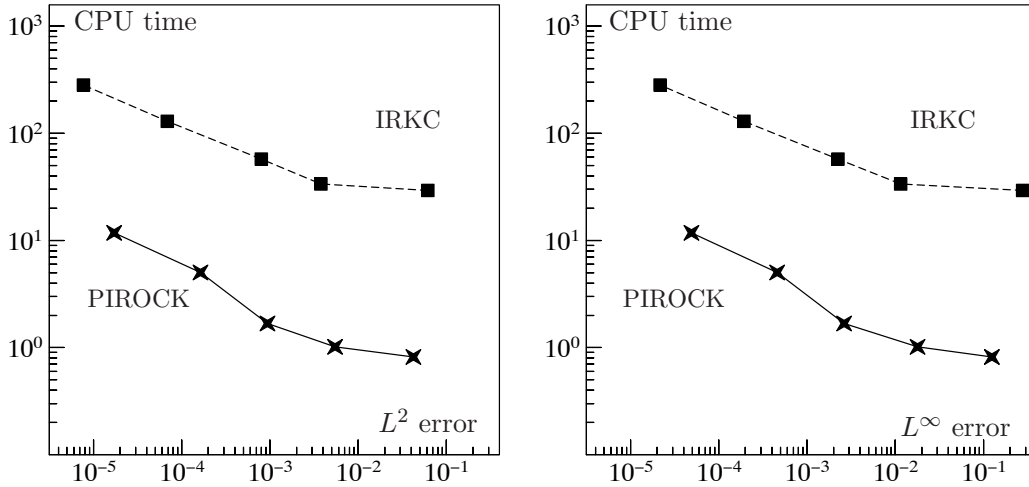


Figure 10: Comparison of IRKC,PIROCK for the 2D Brusselator problem with a stiff reaction (53). CPU time (seconds) versus L^2 and L^∞ errors for the tolerances $tol = 10^{-r}$, $r = 1, \dots, 5$.

We consider the Brusselator problem [10] in 2D with a stiff reaction,

$$\begin{aligned} \frac{\partial u}{\partial t} &= \rho \Delta u + A + u^2 v - (B + 1)u, \\ \frac{\partial v}{\partial t} &= \rho \Delta v + Bu - u^2 v, \end{aligned} \quad (53)$$

with $x \in (0, 1)^2$, $t \in (0, 2)$, $A = 1.3$, $B = 2 \cdot 10^7$, with periodic boundary conditions $u(x_1 + 1, x_2, t) = u(x_1, x_2, t) = u(x_1, x_2 + 1, t)$ and the initial condition

$$u(x, 0) = 22x_2(1 - x_2)^{3/2}, \quad v(x, 0) = 27x_1(1 - x_1)^{3/2}. \quad (54)$$

For the diffusion, we consider the parameter $\rho = 10^{-1}$. We discretize u, v in space with two $n \times n$ uniform meshes, where $n = 200$. Here, the vector field F_D corresponds to the discretized Laplacians and the vector field F_R consists of n^2 decoupled reaction ODEs in dimension $n_{PDEs} = 2$. In Figure 10 and Table 1, we compare the integrators PIROCK and IRKC for the tolerances $tol = 10^{-r}$, $r = 1, \dots, 5$. We take the initial step size $h = 10^{-3}$ for PIROCK, while the step size is automatically selected for IRKC. Notice that the standard integrators RKC, ROCK2 and PRKC cannot be reasonably used because the reaction is too stiff ($B \gg 1$). Indeed, the spectral radius of the Jacobians are for the diffusion $\rho_D = 8n^2 = 3.2 \cdot 10^5$, and for the reaction $\rho_R \simeq 10^7$.

We observe that the number of evaluations of the diffusion function F_D (column “ F_D evals”) is reduced by two magnitudes for IRKC and PIROCK compared to the standard RKC method. In addition, the PIROCK method compared to IRKC has a considerably reduced number of evaluations of the reaction function F_R and its Jacobian (column “ ∂F_R evals”), by one to two magnitudes. This is because the PIROCK method has only two implicit internal stages per step, whereas the RKC method has all its s internal stages implicit. To check the accuracy of the integrators, we computed independently two reference solutions with tolerance $tol = 10^{-7}$ using PIROCK (95 sec. of CPU time) and IRKC (1662 sec. of CPU time), and we checked that the observed errors are identical for both reference solutions.

4.2 A radiation-diffusion problem with a highly stiff reaction

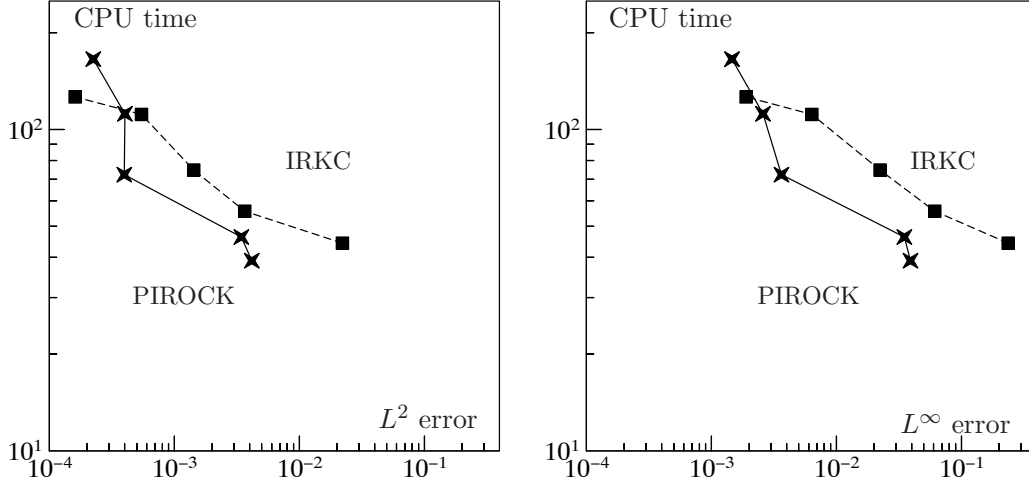


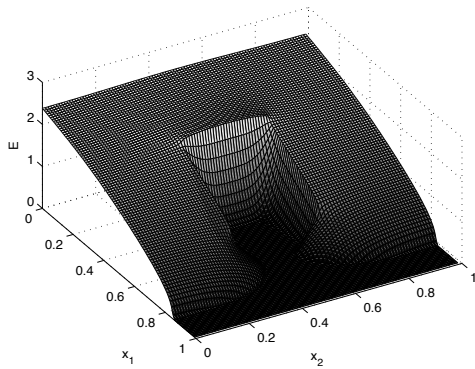
Figure 11: Comparison of IRKC,PIROCK for the combustion problem with a nonlinear diffusion and a stiff reaction. CPU time (seconds) versus L^2 and L^∞ errors for the tolerances $tol = 10^{-r/2}$, $r = 2 \dots 6$ (IRKC) and $tol = 10^{-r/2}$, $r = 5 \dots 9$ (PIROCK).

We consider the combustion problem taken from [14], with spatial discretization taken form [12, Chap. 5] and considered for numerical illustrations in [19, Sect. 4]. This 2D model used in laser fusion applications describes the radiation energy E and the material temperature T , defined on the unit square domain $(0, 1)^2$, given by two non-linear diffusion equations with a highly stiff reaction, for $t > 0$,

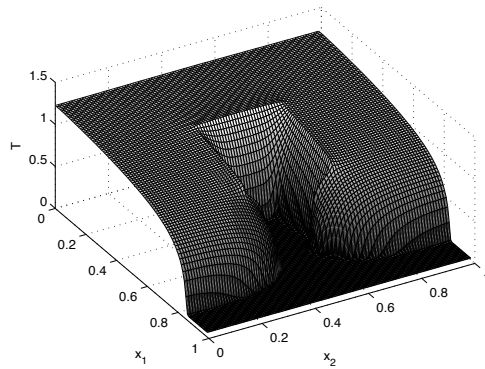
$$\frac{\partial E}{\partial t} = \nabla \cdot (D_1 \nabla E) + \sigma(T^4 - E), \quad \frac{\partial T}{\partial t} = \nabla \cdot (D_2 \nabla T) - \sigma(T^4 - E), \quad (55)$$

where $\sigma = Z^2/T^3$, $D_1 = 1/(3\sigma + |\nabla E|/E)$, and $D_2 = kT^{5/2}$ with $k = 0.005$. Here, $Z = Z(x)$ represents the atomic mass number which has the spatial inhomogeneity $Z(x) = Z_0 = 10$ if $\max_j |x_j - 1/2| \leq 1/6$, and $Z(x) = 0$ else. For the boundary conditions, we consider homogeneous Neumann boundary conditions for T at all boundaries and for E on the top and bottom boundaries $x_2 = 0, 1$. For the left and right boundaries we consider the nonlinear conditions $\frac{1}{4}E - \frac{1}{6\sigma} \frac{\partial E}{\partial x} = 1 - x_1$, at $x_1 = 0, 1$. The initial values are the constant functions $E(x, 0) = 10^{-5}$, $T(x, 0) = E(x, 0)^{1/4}$, which is not an equilibrium of the PDEs because the nonlinear boundary condition at $x_1 = 1$ is not satisfied for E .

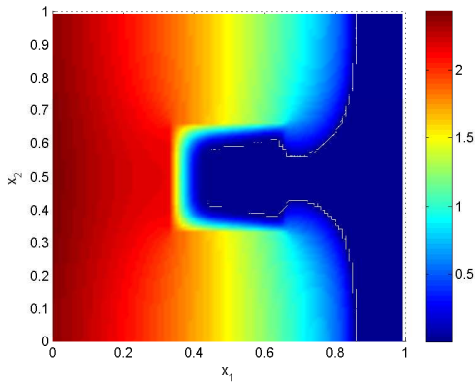
We consider for the space discretization two $n \times n$ grids with $n = 100$. The spectral radius are taken form [19, Sect. 4] and given by $\rho_D = 8.6 \cdot 10^4$, $\rho_R = 6 \cdot 10^6$. Similarly to the Brusselator problem considered in Section 4.1, the reaction is too stiff for a reasonable application of the standard methods ROCK2, RKC, and the partitioned method PRKC, and an implicit treatment of the reaction term is needed to avoid a severe step size restriction. We thus compare the PIROCK method only with the IRKC method. For the reference solution and plot of the numerical solution at final $T = 3$ in Figure 12, we used PIROCK with the tolerance $tol = 10^{-8}$. We again compared this reference solution with the a reference solution given by IRKC (using the same tolerance) and checked that the significant digits where identical. The solution consists of a front moving from the left boundary (where the



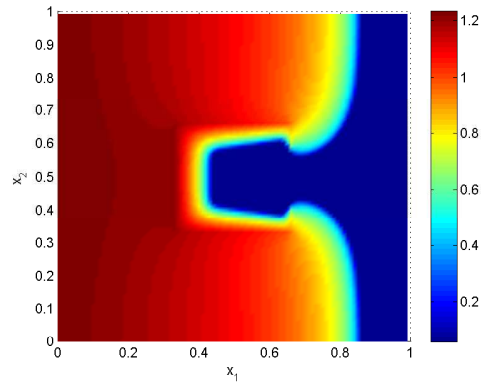
(a) Radiation energy E at $t = 3$.



(b) Material temperature T at $t = 3$.



(c) Radiation energy E at $t = 3$.



(d) Material temperature T at $t = 3$.

Figure 12: Combustion problem with a nonlinear diffusion and a stiff reaction. Reference solution at $t = 3$. Space discretization: two 100×100 meshes.

boundary condition is not satisfied) to the right boundary of the domain. It can be seen in Figure 12 that the inhomogeneity located at the center of the domain, where the reaction is very stiff while the diffusion is smaller, greatly affects the shape of the solution (both E and T).

We take the initial step size $h = 10^{-5}$ for PIROCK, and compare the integrators PIROCK and IRKC in Figure 11. Notice that for PIROCK with $tol = 10^{-2}$, the step size selection produced too large steps and the numerical solution becomes negative (the scalar $D_2 = kT^{5/2}$ is then no longer properly defined). We thus choose the largest tolerance for PIROCK as $tol = 10^{-2.5}$ and consider in Figure 11 the tolerances $tol = 10^{-r/2}, r = 5 \dots 9$ (PIROCK) and $tol = 10^{-r/2}, r = 2 \dots 6$ (IRKC). It can be seen in Figure 11 comparing the L^2 error versus CPU time, that the PIROCK integrator is more efficient than RKC for the tolerances $tol = 10^{-r}, r = 2.5, 3, 3.5$. Notice that the spatial L^2 -error for $n = 100$ is estimated as $3 \cdot 10^{-2}$ [19, Sect. 4.3.2] and that a uniform discretization in space is certainly not optimal (given the sharp front of the solution).

4.3 The 2D Brusselator problem with large advection

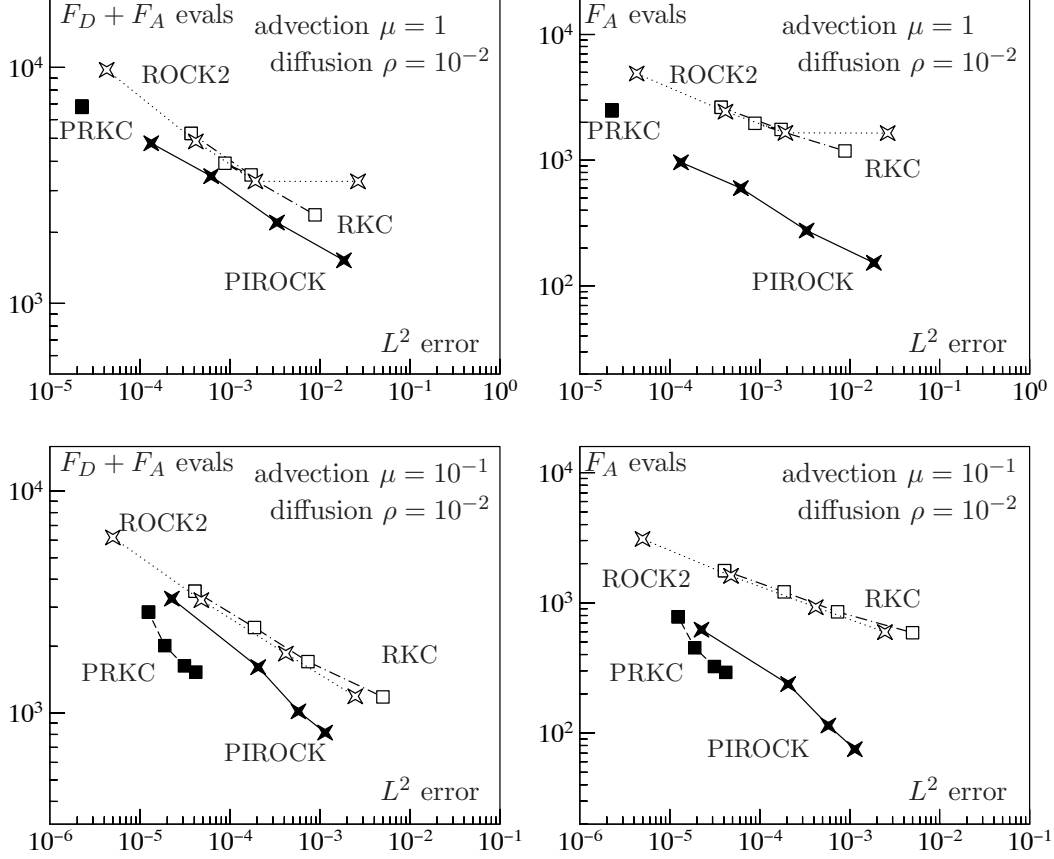


Figure 13: Comparison of RKC (dashed-dotted lines), ROCK2 (dotted lines), PRKC (dashed lines), PIROCK (solid lines) for the 2D Brusselator problem with advection (56). Number of function evaluations versus L^2 errors for the tolerances $tol = 10^{-r}$, $r = 2, \dots, 5$.

We consider the Brusselator problem in 2D where we add advection terms,

$$\begin{aligned} \frac{\partial u}{\partial t} &= \rho \Delta u + \mu V \cdot \nabla u + A + u^2 v - (B + 1)u, \\ \frac{\partial v}{\partial t} &= \rho \Delta v + \mu W \cdot \nabla v + Bu - u^2 v, \end{aligned} \quad (56)$$

with $x \in (0, 1)^2$, $t \in (0, 1)$, $A = 1.3$, $B = 1$, $V = (-0.5, 1)^T$, $W = (0.4, 0.7)^T$, with periodic boundary conditions and the initial condition (54). For the diffusion, we consider the parameter $\rho = 10^{-2}$. For the advection terms, we consider the values $\mu = 1$ and $\mu = 10^{-1}$, respectively. We discretize u, v in space with two $n \times n$ uniform meshes, where $n = 400$. For the integrators PRKC and PIROCK, we consider the partitioning where F_D corresponds to the discretized Laplacian $\Delta u, \Delta v$, and F_A corresponds to the other terms (advection and reaction). For the tolerance $tol = 10^{-r}$, $r = 2, \dots, 5$, and the advection parameters $\mu = 1, 10^{-1}$, we compare in Figure 13 the integrators RKC, ROCK2, PRKC, PIROCK. For the advection parameter $\mu = 10^{-1}$, it can be observed that both PRKC and PIROCK have a significantly

reduced number of evaluations of F_A , corresponding to the advection and reaction, compared to RKC and ROCK2 (see the bottom right picture in Fig. 13). When, the advection becomes large ($\mu = 1$), we observe that this is still the case for PIROCK but not for PRKC where the advection ellipse half-height is limited to $\simeq \sqrt{3}$ in the stability domain of the F_D - F_A coupling (notice that in this case, PRKC yields the same results for all considered tolerances and we obtain a single point in Fig. 13). We took the initial step size $h = 10^{-5}$ for all integrators, and used for the reference solution DOPRI5 [9] with tolerance $tol = 10^{-8}$. Notice that the integrator IRKC is less efficient than RKC for this problem as the reaction terms are non-stiff. We did thus not include the results with this integrator in our comparisons.

4.4 A 1D integro-differential equation

We consider the 1D integro-differential problem from [18] and considered in [21, Sect. 6.3], with an integral source term that is computationally expansive to compute. It models the temperature profile of air near the ground,

$$\begin{aligned} \frac{\partial u}{\partial t}(x, t) &= \frac{\partial u}{\partial x^2}(x, t) - \sigma \int_0^1 \frac{u(s, t)^4}{(1 + |x - s|)^2} ds, \quad 0 \leq x, t \leq 1, \\ u(x, 0) &= \cos^2(\pi x/2), \quad 0 \leq x \leq 1, \\ u(0, t) &= 1 - \sqrt{t}/2, \quad 0 \leq t \leq 1, \\ u_x(1, t) &= 0, \quad 0 \leq t \leq 1, \end{aligned} \tag{57}$$

where $\sigma = 10^{-2}$. We discretize the space with a uniform grid with $n = 100$ mesh intervals. The integral is approximated by the second order trapezoidal rule $\int_0^1 f(s, u(s)) ds \simeq n^{-1}(\sum_{i=1}^{n-1} f(x_i, u_i) + f(x_0, u_0)/2 + f(x_n, u_n)/2)$. We use for the Laplacian the standard second order central finite difference formula. The CPU time for all the integrators used in this experiments is very short and we rather present our comparisons in terms of functions evaluations of the different components of the problem. In Table 2, we compare the integrators RKC, PRKC, ROCK2, PIROCK. For the integrators PRKC and PIROCK, we consider the partitioning where F_D corresponds to the discrete Laplacian, and F_A corresponds to the discretized integral source term. For RKC and ROCK2, we consider the single vector field $F = F_D + F_A$. We take the initial step size $h = 10^{-3}$ and we consider the tolerances $tol = 10^{-r}$, $r = 1, 2, 3, 4$, respectively. We report the L^2 and L^∞ errors compared to a reference solution computed with DOPRI5 with tolerance $tol = 10^{-8}$. Notice that for large n , the evaluation of F_D has a complexity $\mathcal{O}(n)$, while the evaluation of F_A has a complexity $\mathcal{O}(n^2)$ and thus dominates the cost. Compared to RKC and ROCK2, we observe that for all considered tolerances, the partitioning F_D - F_A in PRKC and PIROCK permits to reduce by one magnitude the number of function evaluations of the most costly integral term F_A , as illustrated in Table 2. We again emphasize that IRKC presents no advantage compared to RKC for this problem.

4.5 A 2D brusselator with a non-symmetric diffusion, advection, a highly stiff reaction, and stiff Itô stochastic noise

To illustrate the versatility of the proposed PIROCK integrator, we consider the Brusselator problem with simultaneously all the difficulties of a non-symmetric diffusion operator, a stiff

method	tol	F_D evals	F_A evals	steps(rej.)	s_{max}	L^2/L^∞ errors	
RKC	10^{-1}	857	857	10(2)	158	$1.0 \cdot 10^{-2}$	$1.8 \cdot 10^{-2}$
ROCK2	10^{-1}	617	617	10(0)	125	$1.7 \cdot 10^{-1}$	$7.3 \cdot 10^{-1}$
PRKC	10^{-1}	670	44	11(0)	139	$6.3 \cdot 10^{-3}$	$1.2 \cdot 10^{-2}$
PIROCK	10^{-1}	655	30	10(0)	114	$1.5 \cdot 10^{-1}$	$4.4 \cdot 10^{-1}$
RKC	10^{-2}	902	902	16(2)	139	$3.3 \cdot 10^{-3}$	$4.9 \cdot 10^{-3}$
ROCK2	10^{-2}	846	846	16(0)	87	$1.2 \cdot 10^{-2}$	$4.7 \cdot 10^{-2}$
PRKC	10^{-2}	991	76	19(0)	80	$5.3 \cdot 10^{-4}$	$7.4 \cdot 10^{-4}$
PIROCK	10^{-2}	898	48	16(0)	80	$1.9 \cdot 10^{-2}$	$1.3 \cdot 10^{-1}$
RKC	10^{-3}	1026	1026	25(3)	96	$7.6 \cdot 10^{-4}$	$1.0 \cdot 10^{-3}$
ROCK2	10^{-3}	1245	1245	33(0)	63	$1.5 \cdot 10^{-3}$	$8.3 \cdot 10^{-3}$
PRKC	10^{-3}	1760	204	51(0)	44	$4.8 \cdot 10^{-5}$	$7.5 \cdot 10^{-5}$
PIROCK	10^{-3}	1426	105	35(0)	58	$1.9 \cdot 10^{-3}$	$1.3 \cdot 10^{-2}$
RKC	10^{-4}	1390	1390	45(2)	70	$1.7 \cdot 10^{-4}$	$2.4 \cdot 10^{-4}$
ROCK2	10^{-4}	1923	1923	83(2)	41	$1.3 \cdot 10^{-4}$	$7.7 \cdot 10^{-4}$
PRKC	10^{-4}	3467	700	175(5)	26	$5.1 \cdot 10^{-6}$	$1.0 \cdot 10^{-5}$
PIROCK	10^{-4}	2973	366	134(12)	41	$1.6 \cdot 10^{-4}$	$1.3 \cdot 10^{-3}$

Table 2: Comparison of RKC,ROCK,PRKC,PIROCK for the 1D integro-differential problem (57).

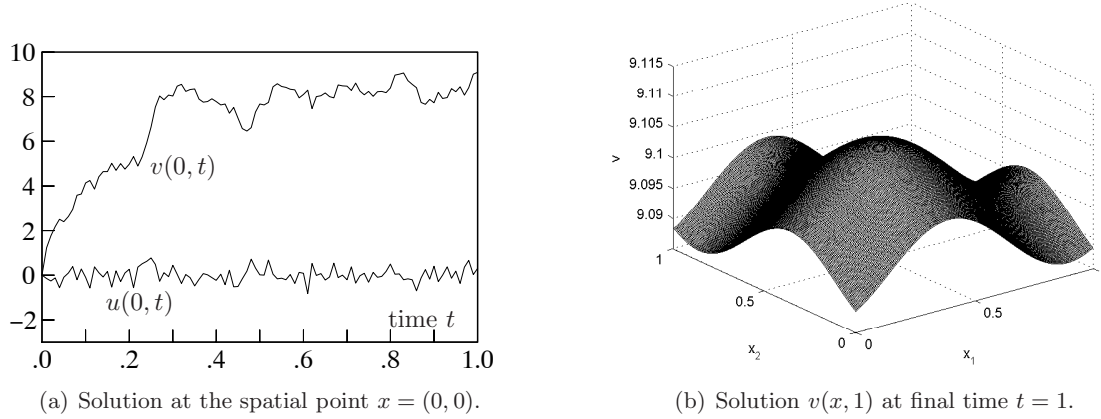


Figure 14: Non-symmetric diffusion-advection-reaction-noise problem (58). Space discretization: two 200×200 meshes. Constant step size $h = 10^{-2}$.

reaction, advection, and a two-dimensional stiff Itô stochastic noise, defined as

$$\begin{aligned}
\frac{\partial u}{\partial t} &= \rho \Delta u + \rho/2 \Delta v + \mu V \cdot \nabla u + (A + u^2 v - (B + 1)u) + (\sigma_{11} + \sigma_{12}u)\dot{W}_1, \\
\frac{\partial v}{\partial t} &= -\rho/2 \Delta u + \rho \Delta v + (\mu W \cdot \nabla v + f) + (Bu - u^2 v) + (\sigma_{21} + \sigma_{22}uv)\dot{W}_2. \quad (58)
\end{aligned}$$

For this problem we thus have to open all the blades of the “swiss-knife”. For the diffusion and advection parameters, we take $\rho = 0.1, \mu = 0.1, U = (-0.5, 1)^T, V = (0.4, 0.7)^T$. We also consider a stiff reaction with parameters $A = 1.3, B = 10^7$, and with stiff noise parameters $\sigma_{11} = 3, \sigma_{12} = 4.4 \cdot 10^3, \sigma_{21} = 0.5, \sigma_{22} = 1$. Notice that since $-B + \sigma_{21}^2/2 < 0$, the reaction-noise system can be shown to be mean-square stable. We also consider an inhomogeneity defined as $f(x) = 5$ if $(x_1 - 0.3)^2 + (x_2 - 0.6)^2 \leq 0.3^2$, and $f(x) = 0$ else. We consider a space discretization with two 200×200 meshes and consider the constant time step size $h = 10^{-2}$ on the time interval $(0, 1)$. The number of stages used at each step to treat the diffusion is

$s_{max} = 28$. We plot in Figure 14 one realisation of the problem (58). In picture 14(a), we plot the solutions $u(x, t), v(x, t)$ as a function of time t for $x = (0, 0)$ fixed, while in picture 14(b), we plot the solution $v(x, t)$ at final time $t = 1$ as a function of the spatial variable $x = (x_1, x_2)$. It can be seen that the solution oscillates stochastically in time, while it remains smooth in space. Notice that for the standard Euler-Maruyama method, the step size restriction for mean-square stability can be estimated as $h \leq 0.64 \cdot 10^{-8}$, which makes this method of no practical use for this problem.

Acknowledgements. The research of A. A. is partially supported by the Swiss National Foundation Grant 200021_140692.

References

- [1] A. Abdulle. Fourth order Chebyshev methods with recurrence relation. *SIAM J. Sci. Comput.*, 23(6):2041–2054, 2002.
- [2] A. Abdulle and S. Cirilli. S-ROCK: Chebyshev methods for stiff stochastic differential equations. *SIAM J. Sci. Comput.*, 30(2):997–1014, 2008.
- [3] A. Abdulle and T. Li. S-ROCK methods for stiff Ito SDEs. *Commun. Math. Sci.*, 6(4):845–868, 2008.
- [4] A. Abdulle and A. Medovikov. Second order chebyshev methods based on orthogonal polynomials. *Numer. Math.*, 90(1):1–18, 2001.
- [5] A. Abdulle, G. Vilmart, and K. Zygalakis. Mean-square A-stable diagonally drift-implicit integrators of weak second order for stiff itô stochastic differential equations. *Submitted*, 2012.
- [6] A. Abdulle, G. Vilmart, and K. Zygalakis. Weak second order explicit stabilized methods for stiff stochastic differential equations. *Preprint submitted for publication*, 2012.
- [7] K. Burrage, P. Burrage, and T. Tian. Numerical methods for strong solutions of stochastic differential equations: an overview. *Proc. R. Soc. Lond. Ser. A Math. Phys. Eng. Sci.*, 460(2041):373–402, 2004.
- [8] M. Duarte, M. Massota, S. Descombes, C. Tenaude, T. Dumont, V. Louvet, and F. Laurent. New resolution strategy for multi-scale reaction waves using time operator splitting, space adaptive multiresolution and dedicated high order implicit/explicit time integrators. *SIAM J. Sci. Comput.*, 34(1):76–104, 2012.
- [9] E. Hairer, S. Nørsett, and G. Wanner. *Solving Ordinary Differential Equations I. Nonstiff Problems*, volume 8. Springer Verlag Series in Comput. Math., Berlin, 1993.
- [10] E. Hairer and G. Wanner. *Solving ordinary differential equations II. Stiff and differential-algebraic problems*. Springer-Verlag, Berlin and Heidelberg, 1996.
- [11] D. Higham. A-stability and stochastic stability mean-square stability. *BIT*, 40:404–409, 2000.
- [12] W. Hundsdorfer and J. Verwer. *Numerical solution of time-dependent advection-diffusion-reaction equations*, volume 33 of *Springer Series in Computational Mathematics*. Springer-Verlag, Berlin, 2003.
- [13] V. Lebedev. Explicit difference schemes with time-variable steps for solving stiff systems of equations. *Sov. J. Numer. Anal. Math. Modelling*, 4(2):111–135, 1989.
- [14] V. Mousseau, D. Knoll, and W. Rider. Physics-based preconditioning and the newton-krylov method for non-equilibrium radiation diffusion. *J. Comput. Phys.*, 160:743–765, 2000.
- [15] Y. Saito and T. Mitsui. Stability analysis of numerical schemes for stochastic differential equations. *SIAM J. Numer. Anal.*, 33:2254–2267, 1996.
- [16] A. Tocino. Mean-square stability of second-order Runge-Kutta methods for stochastic differential equations. *J. Comput. Appl. Math.*, 175(2):355–367, 2005.
- [17] P. Van der Houwen and B. Sommeijer. On the internal stage Runge-Kutta methods for large m-values. *Z. Angew. Math. Mech.*, 60:479–485, 1980.

- [18] A. S. Vasudeva Murthy and J. G. Verwer. Solving parabolic integro-differential equations by an explicit integration method. *J. Comput. Appl. Math.*, 39:121–132, 1992.
- [19] J. G. Verwer and B. P. Sommeijer. An implicit-explicit Runge-Kutta-Chebyshev scheme for diffusion-reaction equations. *SIAM J. Sci. Comput.*, 25(5):1824–1835 (electronic), 2004.
- [20] J. G. Verwer, B. P. Sommeijer, and W. Hundsdorfer. RKC time-stepping for advection-diffusion-reaction problems. *J. Comput. Phys.*, 201(1):61–79, 2004.
- [21] C. J. Zbinden. Partitioned Runge-Kutta-Chebyshev methods for diffusion-advection-reaction problems. *SIAM J. Sci. Comput.*, 33(4):1707–1725, 2011.