



HAL
open science

Deprotonative metallation of ferrocenes using mixed lithium-zinc and lithium-cadmium combinations.

Gandrath Dayaker, Aare Sreeshailam, Floris Chevallier, Thierry Roisnel, Palakodety Radha Krishna, Florence Mongin

► **To cite this version:**

Gandrath Dayaker, Aare Sreeshailam, Floris Chevallier, Thierry Roisnel, Palakodety Radha Krishna, et al.. Deprotonative metallation of ferrocenes using mixed lithium-zinc and lithium-cadmium combinations.. Chemical Communications, 2010, 46 (16), pp.2862-2864. 10.1039/b924939g . hal-00738773

HAL Id: hal-00738773

<https://hal.science/hal-00738773>

Submitted on 20 Jun 2014

HAL is a multi-disciplinary open access archive for the deposit and dissemination of scientific research documents, whether they are published or not. The documents may come from teaching and research institutions in France or abroad, or from public or private research centers.

L'archive ouverte pluridisciplinaire **HAL**, est destinée au dépôt et à la diffusion de documents scientifiques de niveau recherche, publiés ou non, émanant des établissements d'enseignement et de recherche français ou étrangers, des laboratoires publics ou privés.

Deprotonative metallation of ferrocenes using mixed lithium-zinc and lithium-cadmium combinations

Gandrath Dayaker,^{a,b} Aare Sreeshailam,^{a,b} Floris Chevallier,^a Thierry Roisnel,^c Palakodety Radha Krishna^{*b} and Florence Mongin^{*a}

Received (in XXX, XXX) Xth XXXXXXXXXX 200X, Accepted Xth XXXXXXXXXX 200X

First published on the web Xth XXXXXXXXXX 200X

DOI: 10.1039/b000000x

A mixed lithium-cadmium amide and a combination of lithium and zinc amides were reacted with a range of ferrocenes; deprotonative mono- or di-metallation in general occurred chemoselectively at room temperature, as evidenced by subsequent quenching with iodine.

Metallocenes have met an important development. Ferrocene has notably been extensively used to synthesize a variety of derivatives with applications ranging from catalysis¹ to materials science² and bioorganometallic chemistry.³

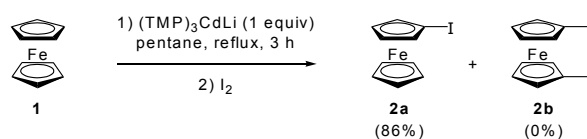
Among the methods used to functionalize ferrocene compounds, deprotonative metallation plays an important role.⁴ The presence of a substituent containing heteroatoms on ferrocene usually directs deprotonation to the adjacent position, giving after subsequent quenching 1,2-unsymmetrical ferrocenes. The reagents classically used for this purpose are lithium bases, which are highly polar reagents, hardly tolerating the presence of reactive functional groups. For these reasons, restricted conditions such as low temperatures or solvents of low polarity have to be used in order to ensure good results, when attained.

In recent studies, ferrocene was mono- or poly-metallated using mixed alkali metal-magnesium, -zinc, and -manganese bases, and the species isolated were studied by X-ray diffraction.⁵ Another mixed lithium-magnesium base, $\text{TMPMgCl}\cdot\text{LiCl}$ (TMP = 2,2,6,6-tetramethylpiperidino), allowed chemoselective deprotonation reactions of ferrocenes bearing an ester, a nitrile and a carboxylic acid function, when used in a polar solvent at temperatures around 0 °C.⁶

Among recently documented non cryogenic alternatives for the deprotonative metallation of aromatics,⁵ *in situ* prepared mixtures of $\text{ZnCl}_2\cdot\text{TMEDA}$ ⁷ (TMEDA = *N,N,N',N'*-tetramethylethylenediamine), or $\text{CdCl}_2\cdot\text{TMEDA}$,⁸ and 3 equivalents of LiTMP proved efficient for the functionalization of a large range of ferrocene substrates including aromatics bearing reactive functions and sensitive heterocycles. Hence we decided to attempt their use in the ferrocene series.

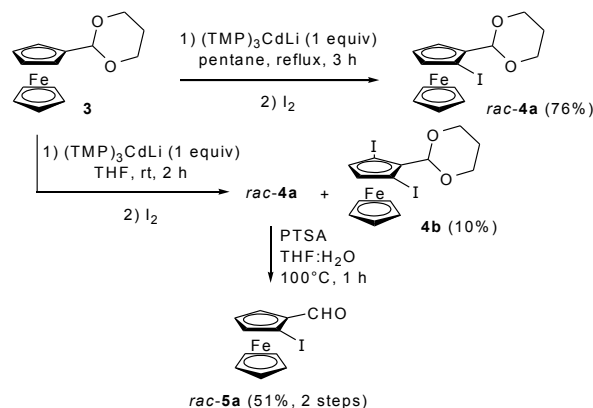
It is known⁹ that ferrocene can be lithiated using 2 equiv of *tert*-butyllithium in the presence of 0.1 equiv of potassium *tert*-butoxide in THF (tetrahydrofuran) at -75 °C. The lithium-cadmium base, which can be considered as $(\text{TMP})_3\text{CdLi}$,⁸ was first chosen to attempt the metallation of ferrocene (**1**). When treated with 0.5 or 1 equiv (with respect to Cd) of $(\text{TMP})_3\text{CdLi}$ in THF at room temperature for 2 h, ferrocene (**1**) remained unchanged, as demonstrated by

subsequent quenching with iodine. In contrast, when the deprotonation step was carried out using 1 equiv of base at the reflux temperature of pentane for 3 h, the iodide **2a** was isolated in 86% yield (Scheme 1).



Scheme 1 Deprotonative cadmiumation of ferrocene

In the presence of a chelating group, the same reaction is favoured. Thus, the similar functionalization of the acetal **3** can be performed either at the reflux temperature of pentane to afford the acetal-protected iodide **4a** in 76% yield, or at room temperature in THF to give, after subsequent deprotection of the aldehyde, the derivative **5a** in 51% overall yield. When THF was the solvent, the 2,5-diiodo derivative **4b** was also formed in 10% yield (Scheme 2). It is pertinent to mention that lithium bases were previously used to deprotonate the acetal **3**, albeit at lower temperatures in order to prevent substantial cleavage of the dioxane ring.¹⁰

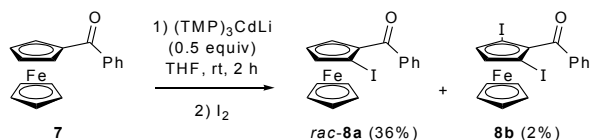


Scheme 2 Deprotonative cadmiumation of 2-ferrocenyl-1,3-dioxane

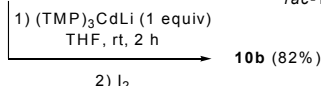
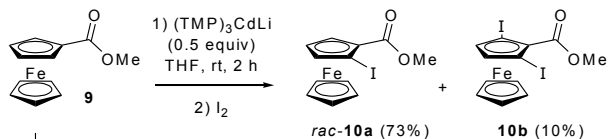
In order to check the chemoselectivity of reactions using $(\text{TMP})_3\text{CdLi}$, the metallation of ferrocene ketones was attempted. Starting from acetylferrocene (**6**) logically resulted in THF or pentane in a complex mixture presumably due to the presence of acidic α -protons. From benzoylferrocene (**7**), it proved possible using 0.5 equiv of base in THF at room temperature for 2 h to isolate the mono- and diiodide **8a,b** in 36 and 2% yield, respectively (Scheme 3).

We then turned to methyl ferrocenecarboxylate (**9**), which

should be less sensitive than ketones **6,7**. Indeed, employing only 0.5 equiv of base resulted in the formation of the mono- and diiodide **10a,b** in 73 and 10% yield, respectively. Reaction times of 0.5 and 4 h did not modify significantly the yields. The dimetallation could be favoured using 1 equiv of base, to furnish the diiodide **10b** in 82% yield (Scheme 4).



Scheme 3 Deprotonative cadmium of benzoylferrocene



Scheme 4 Deprotonative mono- and dicadmiation of methyl ferrocenecarboxylate

The structure of the latter was determined unequivocally by X-ray diffraction analysis of crystals obtained by slow evaporation of a dichloromethane solution (Figure 1).[†]

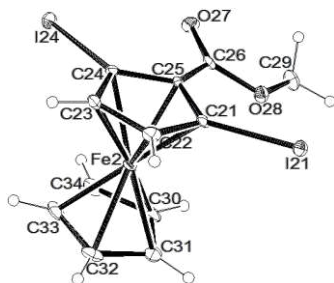
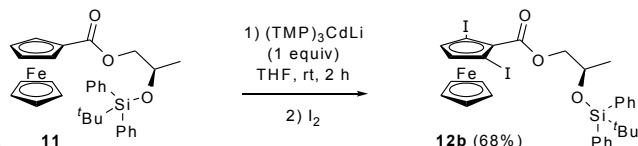


Figure 1 ORTEP diagram (30% probability) of the diiodide **10b**.

This possibility was successfully extended to the ferrocenecarboxylate **11**, for which the corresponding diiodides **12b** was isolated in a satisfying yield (Scheme 5).

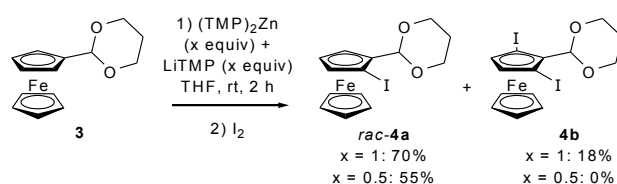


Scheme 5 Deprotonative dicadmiation of ferrocenecarboxylates **11-13**

The base *in situ* prepared from $\text{ZnCl}_2 \cdot \text{TMEDA}$ and 3 equivalents of LiTMP , which can be considered as a 1:1 mixture of $(\text{TMP})_2\text{Zn}$ and LiTMP ,⁷ was then chosen to attempt the metallation of some ferrocene compounds. Bare ferrocene (**1**) remained unchanged when treated at room temperature in THF with the lithium-zinc base. Exchanging THF for pentane and carrying out the reaction at reflux resulted in the formation of a mixture of monoiodide **2a**, 1,1'-diiodide **2b** and unreacted ferrocene (**1**). This contrasts with what has been obtained using $(\text{TMP})_3\text{CdLi}$, and showed that the lithium-cadmium base is more efficient for the functionalization of

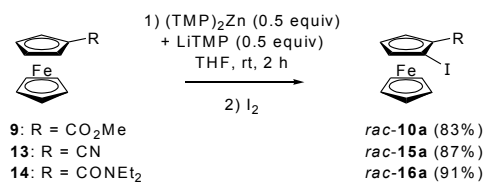
bare ferrocene.

In the case of the acetal **3**, as previously observed using $(\text{TMP})_3\text{CdLi}$, a mixture of the mono- and the diiodide **4a,b** (80:20 ratio) was obtained using 1 equiv of $\text{ZnCl}_2 \cdot \text{TMEDA}$ and 3 equiv of LiTMP in THF at room temperature. Dividing by two the amount of base allowed to discard the diiodide **4b**, but to the detriment of the conversion (Scheme 6).



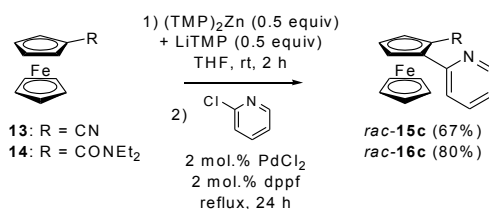
Scheme 6 Deprotonative zincation of 2-ferrocenyl-1,3-dioxane

In the presence of electron-withdrawing substituents, the ferrocene ring can be efficiently deprotonated using the *in situ* generated mixture of $(\text{TMP})_2\text{Zn}$ (0.5 equiv) and LiTMP (0.5 equiv). From the ferrocene ester **9**, the monoiodide **10a** was selectively obtained, and isolated in 83% yield (the ^1H NMR spectra showed that remaining starting material was the only impurity present in the crude). The deprotonation was similarly not observed when cyanoferrocene (**13**) and *N,N*-diethylferrocenecarboxamide (**14**) were involved in the reaction, and the expected iodides **15a** and **16a** were isolated in 87 and 91% yield, respectively (Scheme 7).



Scheme 7 Deprotonative zincation of methyl ferrocenecarboxylate, cyanoferrocene and *N,N*-diethyl ferrocenecarboxamide

Deprotonative zincation of aromatic compounds followed by *in situ* palladium-catalyzed cross-coupling of the lithium zincate such generated constitutes a straightforward access to biaryl compounds.⁷ Using catalytic amounts of PdCl_2 as palladium source and 1,1'-diphenylphosphinoferrocene (dppf) as ligand with 2-chloropyridine allowed the synthesis of the pyridine derivatives **15c** and **16c** in satisfying yields (Scheme 8). The structure of the compound **15c** was determined unequivocally by X-ray diffraction analysis (Figure 2).[†]



Scheme 8 Deprotonative zincation of cyanoferrocene and *N,N*-diethylferrocenecarboxamide followed by cross-coupling

Monometallation mediated by the lithium-zinc base also proved possible for methyl ferrocene-1,1'-dicarboxylate (**17**). Under the same reaction conditions, the iodide **18a** was obtained in 72% yield. Unfortunately, using 1 equiv of $(\text{TMP})_3\text{CdLi}$ with this substrate failed in only giving one

diiodide. Indeed, two diiodides (compounds **18b**) and even a triiodide (**18c**) were isolated from the complex mixture obtained (Scheme 9).

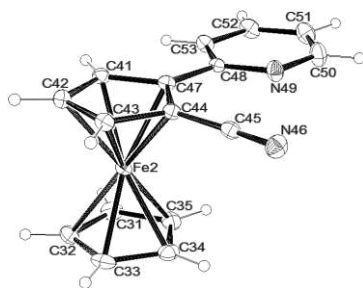
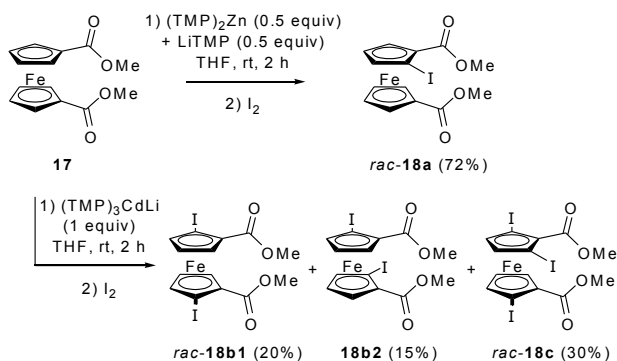
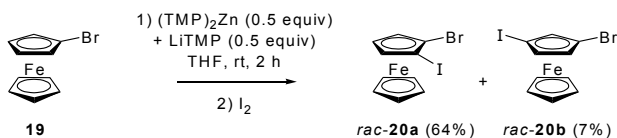


Figure 2 ORTEP diagram (30% probability) of the compound **15c**.



Scheme 9 Deprotonative metallation of methyl ferrocene-1,1'-dicarboxylate

Finally, the behaviour of bromoferrocene (**19**) towards the lithium-zinc base was considered. Under the conditions described above, 1-bromo-2-iodoferrocene (**20a**) was obtained as the main product (64% yield). 1-Bromo-3-iodoferrocene (**20b**) concomitantly formed, and was isolated in 7% yield (Scheme 10). Such a migration of a heavy halogen has previously been observed using lithium amides as metallating agents,¹¹ and could be explained herein by the presence of LiTMP in the basic mixture.



Scheme 10 Deprotonative zincation of bromoferrocene

The structure of the iodide **20a** was established on the basis of its NMR spectra, by comparison with previously reported data.¹² By slow evaporation of a dichloromethane solution of the iodide **20a**, it also proved possible to collect suitable crystals for X-ray diffraction analysis. The presence of bromo and iodo groups at adjacent positions was confirmed by this way. However, the analysis of the data was complicated by a phenomenon which could be interpreted by a partial enrichment in favour of one enantiomer during the crystallization (Figure 3).[†]

In summary, (TMP)₃CdLi is an efficient reagent, allowing the monodeprotonation of weakly activated ferrocenes and the dideprotonation of ferrocenes activated by an ester function. The corresponding Li-Zn base is more suitable for the room

temperature monofunctionalization of activated ferrocenes.

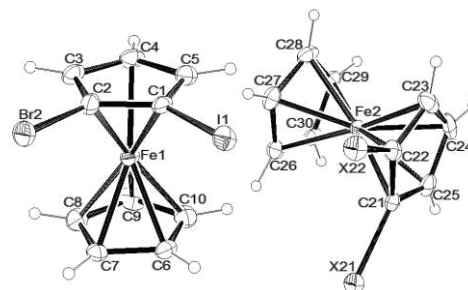


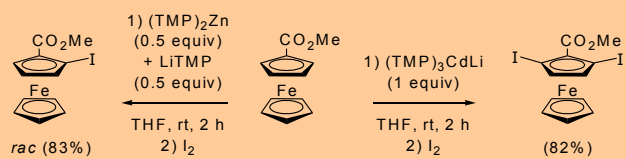
Figure 3 ORTEP diagram (30% probability) of the iodide **20a**: main enantiomer (left) and racemic mixture (right, X21 = Br, X22 = I and X22 = Br, X21 = I)

The authors gratefully acknowledge Rennes Métropole, Région Bretagne for financial supports given to G. D. and A. S., University of Rennes 1 and CNRS for financial support given to G. D. This research has been performed as part of the Indo-French "Joint Laboratory for Sustainable Chemistry at Interfaces".

References

- ^a *Chimie et Photonique Moléculaires, UMR 6510 CNRS, Université de Rennes 1, Bâtiment 10A, Case 1003, Campus Scientifique de Beaulieu, 35042 Rennes, France. Fax: +33-2-2323-6955; E-mail: florence.mongin@univ-rennes1.fr*
- ^b *D-211, Discovery Laboratory, Organic Chemistry Division-III, Indian Institute of Chemical Technology, Hyderabad-500 607, India. Fax: +91-40-27160387; E-mail: prkgenius@iict.res.in*
- ^c *Centre de Diffractométrie X, Université de Rennes 1, Bâtiment 10B, Campus Scientifique de Beaulieu, F-35042 Rennes Cedex, France.*
- [†] Electronic Supplementary Information (ESI) available: Experimental procedures and characterization of compounds, CIF files of **10b** (CCDC 755178), **15c** (CCDC 755179) and **20a** (CCDC 755180). See DOI: 10.1039/b000000x/
- 1 (a) A. Togni, *Angew. Chem., Int. Ed. Engl.*, 1996, **35**, 1475–1477; (b) R. G. Arrayás, J. Adrio and J. C. Carretero, *Angew. Chem. Int. Ed.*, 2006, **45**, 7674–7715.
- 2 N. Long, *Angew. Chem., Int. Ed. Engl.*, 1995, **34**, 21–38.
- 3 D. R. van Staveren and N. Metzler-Nolte, *Chem. Rev.* 2004, **104**, 5931–5986.
- 4 R. C. J. Atkinson, V. C. Gibson and N. J. Long, *Chem. Soc. Rev.*, 2004, **33**, 313–328.
- 5 (a) R. E. Mulvey, F. Mongin, M. Uchiyama and Y. Kondo, *Angew. Chem. Int. Ed.*, 2007, **46**, 3802–3824, and references cited therein; (b) R. E. Mulvey, *Acc. Chem. Res.*, 2009, **42**, 743–755, and references cited therein.
- 6 A. H. Stoll, P. Mayer and P. Knochel, *Organometallics*, 2007, **26**, 6694–6697.
- 7 J.-M. L'Helgoual'ch, A. Seggio, F. Chevallier, M. Yonehara, E. Jeanneau, M. Uchiyama and F. Mongin, *J. Org. Chem.* **2008**, **73**, 177–183.
- 8 (a) J.-M. L'Helgoual'ch, G. Bentabed-Ababsa, F. Chevallier, M. Yonehara, M. Uchiyama, A. Derdour and F. Mongin, *Chem. Commun.*, 2008, 5375–5377; (b) K. Snégarov, J.-M. L'Helgoual'ch, G. Bentabed-Ababsa, T. T. Nguyen, F. Chevallier, M. Yonehara, M. Uchiyama, A. Derdour and F. Mongin, *Chem. Eur. J.*, 2009, **15**, 10280–10290.
- 9 R. Sanders and U. T. Mueller-Westerhoff, *J. Organomet. Chem.*, 1996, **512**, 219–224.
- 10 See for example: W. Steffen, M. Laskoski, G. Collins and U. H. F. Bunz, *J. Organomet. Chem.*, 2001, **630**, 132–138.
- 11 See for example: M. Mallet, G. Branger, F. Marsais and G. Quéguiner, *J. Organomet. Chem.*, 1990, **382**, 319–332.
- 12 Butler, I. R., *Inorg. Chem. Commun.*, 2008, **11**, 15–19.

Graphical and textual abstract for the contents pages.



5

(TMP)₃CdLi is an efficient reagent for the monodeprotonation of weakly activated ferrocenes and the dideprotonation of ferrocenes activated by an ester function. The corresponding Li-Zn base is more suitable for the monofunctionalization of ferrocenes activated by different functions.

10