



HAL
open science

Regularity dependence of the rate of convergence of the learning curve for Gaussian process regression

Loic Le Gratiet, Josselin Garnier

► **To cite this version:**

Loic Le Gratiet, Josselin Garnier. Regularity dependence of the rate of convergence of the learning curve for Gaussian process regression. 2012. hal-00737342v2

HAL Id: hal-00737342

<https://hal.science/hal-00737342v2>

Preprint submitted on 10 Oct 2012 (v2), last revised 10 Jan 2013 (v3)

HAL is a multi-disciplinary open access archive for the deposit and dissemination of scientific research documents, whether they are published or not. The documents may come from teaching and research institutions in France or abroad, or from public or private research centers.

L'archive ouverte pluridisciplinaire **HAL**, est destinée au dépôt et à la diffusion de documents scientifiques de niveau recherche, publiés ou non, émanant des établissements d'enseignement et de recherche français ou étrangers, des laboratoires publics ou privés.

Regularity dependence of the rate of convergence of the learning curve for Gaussian process regression.

Loic Le Gratiet ^{† ‡}, Josselin Garnier ^{*}

[†] Université Paris Diderot 75205 Paris Cedex 13

[‡] CEA, DAM, DIF, F-91297 Arpajon, France

^{*} Laboratoire de Probabilites et Modeles Aleatoires &

Laboratoire Jacques-Louis Lions,

Universite Paris Diderot, 75205 Paris Cedex 13, France

October 10, 2012

1 Abstract

This paper deals with the speed of convergence of the learning curve in a Gaussian process regression framework. The learning curve describes the average generalization error of the Gaussian process used for the regression. More specifically, it is defined in this paper as the integral of the mean squared error over the input parameter space with respect to the probability measure of the input parameters. The main result is the proof of a theorem giving the mean squared error in function of the number of observations for a large class of kernels and for any dimension when the number of observations is large. From this result, we can deduce the asymptotic behavior of the generalization error. The presented proof generalizes previous ones that were limited to more specific kernels or to small dimensions (one or two). The result can be used to build an optimal strategy for resources allocation. This strategy is applied successfully to a nuclear safety problem.

Keywords: Gaussian process regression, asymptotic mean squared error, learning curves, generalization error, convergence rate.

2 Introduction

Gaussian process regression is a useful tool to approximate an objective function given some of its observations [Laslett, 1994]. Initially used in geostatistics to interpolate a random field at unobserved locations [Wackernagel, 2003], [Berger et al., 2001] and [Gneiting et al., 2010], it has been developed in many areas such that environmental and atmospheric sciences, meteorology and mining.

This method has become very popular during the last decades especially to build surrogate models from noise-free observations. For example, it is widely used in the field of “computer experiments” to build models which surrogate an expensive computer code [Sacks et al., 1989]. Then, through the fast approximation of the computer code, uncertainty quantification and sensitivity analysis can be performed with a low computational cost.

Nonetheless, for many realistic cases, we do not have direct access to the function to be approximated but only to noisy versions of it. For example, if the objective function is the result of an experiment, the available responses - also called outputs - could be tainted by measurement noise. In that case, we could reduce the noise of the observations by repeating the experiments at the same locations. Another example is Monte-Carlo based simulators - also called stochastic simulators - which use Monte-Carlo or Monte-Carlo Markov Chain methods to solve a system of differential equations through its probabilistic interpretation. For such simulators, the level of the noise can be tuned by the number of Monte-Carlo particles used in the procedure.

Gaussian process regression can be easily adapted to the case of noisy observations. Furthermore, as seen in the previous paragraph, in many cases the amount of noise can be reduced under the condition of increasing cost in time. Therefore, if the budget is given, a trade off between the number and the accuracy of the observations has to be made. For example, if the total budget is doubled, then we can decide either to repeat all the experiments at the same location or to carry out new experiments at new locations. For practical applications, a fundamental problem is hence to estimate the budget needed to reach an objective generalization error by taking into account the dependence between the observation noise variance and the

number of observations. This is also of theoretical interest since it deals with the size training sample dependence of the generalization error.

Many authors were interested in obtaining learning curves describing the generalization error as a function of the training set size [Rasmussen and Williams, 2006]. The problem has been addressed in the statistical and numerical analysis areas. For an overview, the reader is referred to [Ritter, 2000b] for a numerical analysis point of view and to [Rasmussen and Williams, 2006] for a statistical one. In particular, in the numerical analysis literature, the authors are interested in numerical differentiation of functions from noisy data (see [Ritter, 2000a] and [Bozzini and Rossini, 2003]). They have found very interesting results for kernels satisfying the Sacks-Ylvisaker conditions of order r [Sacks and Ylvisaker, 1981] but only valid for 1-D or 2-D functions.

In the statistical literature [Sollich and Halees, 2002] give accurate approximations to the learning curve and [Opper and Vivarelli, 1999] and [Williams and Vivarelli, 2000] give upper and lower bounds on it. Their approximations give the asymptotic value of the learning curve. They are based on the Woodbury-Sherman-Morison matrix inversion lemma [Harville, 1997] which holds in finite-dimensional cases which correspond to degenerate kernels in our context. Nonetheless, classical kernels used in Gaussian process regression are non-degenerate and we hence are in an infinite-dimensional case and the Woodbury-Sherman-Morison formula cannot be used directly. Another proof for degenerate kernels can be found in [Picheny, 2009].

The main result of this paper is a theorem giving the asymptotic value of the Gaussian process regression mean squared error for a large training set size when the noise observation variance depends on the number of observations. This asymptotic value is given as a function of the eigenvalues and eigenfunctions of the Karhunen-Loève decomposition of the covariance kernel. From this theorem, we can deduce an approximation of the learning curve for non-degenerate and degenerate kernels (which generalizes results in [Opper and Vivarelli, 1999], [Sollich and Halees, 2002] and [Picheny, 2009]) and for any dimension (which generalizes results in [Ritter, 2000b], [Ritter, 2000a] and [Bozzini and Rossini, 2003]). Finally, from this approximation we can deduce the rate of convergence of the best linear unbiased predictor (BLUP) in a Gaussian process regression framework.

The rate of convergence of the BLUP is of practical interest since it provides a powerful tool for decision support. Indeed, from an initial experimental design set and if the number of observations is large enough, it can provide the amount of budget that we must add to reach a given desired accuracy. Nevertheless, the

theorem holds for a constant observation noise variance. Considering this variance as constant is often a reasonable assumption to provide a good estimation of the needed budget but to determine the best resource allocation it is worth taking into account the noise heterogeneity. We propose in this paper a theorem giving such a resource allocation.

Toy examples are presented in this paper to compare the theoretical convergences given by the theorem and numerically observed convergences. Then, an industrial application to the safety assessment of a nuclear system containing fissile materials is performed. This real case emphasizes the effectiveness of the theoretical rate of convergence of the BLUP since it predicts a very good approximation of the budget needed to reach a prescribed precision.

3 Gaussian process regression

Let us suppose that we want to approximate an objective function $x \in \mathbb{R}^d \rightarrow f(x) \in \mathbb{R}$ from noisy observations of it at points $(x_i)_{i=1,\dots,ns}$ with $x_i \in \mathbb{R}^d$. The points of the experimental design set $(x_i)_{i=1,\dots,ns}$ are supposed to be sampled from the probability measure μ . We hence have ns observations of the form $z_i = f(x_i) + \varepsilon_i(x_i)$ and we consider that $(\varepsilon_i(x_i))_{i=1,\dots,ns}$ are independently and identically sampled from the Gaussian distribution with mean zero and variance $n\tau(x)$:

$$\varepsilon(x) \sim \mathcal{N}(0, n\tau(x)) \quad (1)$$

Note that the number of observations and the observation noise variance are both controlled by n . It means that if we increase the number of observations according to n , we automatically increase the uncertainty on the observations. Furthermore, if we increase the number of observations according to s , the noise variance does not vary. We so have an interesting flexibility in our model which can be used for many real cases.

Example 1 *For an experiment with r_i independent replications at points $(x_i)_{i=1,\dots,ns}$, we have responses of the form:*

$$z_{(r_i)}(x_i) = \frac{1}{r_i} \sum_{k=1}^{r_i} Y_k(x_i)$$

where $(Y_k(x))_{k=1,\dots,r}$ are identically distributed independent Gaussian variables with mean $f(x)$ (the quantity of interest) and variance $\sigma_\varepsilon^2(x)$. Therefore, the variance

of $z_{(r_i)}(x_i)$ equals $\frac{\sigma_\varepsilon^2(x_i)}{r_i}$ and we have observations of the form $z_{(r_i)}(x_i) = f(x_i) + \varepsilon_i(x_i)$ with $\varepsilon_i(x_i) \sim \mathcal{N}(0, r_i^{-1} \sigma_\varepsilon^2(x_i))$. Let us suppose that we have a fixed budget T uniformly spread on the experimental design set - i.e. $r_i = r \quad \forall i = 1, \dots, ns$ - and equal to the number of experiments ns times the number of replications r - i.e. $T = nsr$. We so have:

$$\text{var}(z_{(r)}(x)) = \frac{ns}{T} \sigma_\varepsilon^2(x) = n\tau(x)$$

where $\tau(x) = \frac{s}{T} \sigma_\varepsilon^2(x)$ is a constant independent of n . In this framework the noise is sampled from the Gaussian distribution $\mathcal{N}(0, n\tau(x))$. This is a typical example in which, when the total budget is fixed, the noise variance and the number of points are controlled by the same parameter n .

The main idea of the Gaussian process regression is to suppose that the objective function $f(x)$ is the realization of a Gaussian process with a known mean and a known covariance kernel $k(x, x')$. The mean can be considered equal to zero without loss of generality. Then, denoting by $z^{ns} = [f(x_i) + \varepsilon_i(x_i)]_{1 \leq i \leq ns}$ the vector of length ns containing the noisy observations, we choose as predictor the Best Linear Unbiased Predictor (BLUP) given by the equation:

$$\hat{f}(x) = k(x)^T (K + n\Delta)^{-1} z^{ns}, \quad \Delta = \text{diag}[(\tau(x_i))_{i=1, \dots, ns}] \quad (2)$$

where $k(x) = [k(x, x_i)]_{1 \leq i \leq ns}$ is the ns -vector containing the covariances between $Z(x)$ and $Z(x_i)$, $1 \leq i \leq ns$ and $K = [k(x_i, x_j)]_{1 \leq i, j \leq ns}$ is the $ns \times ns$ -matrix containing the covariances between $Z(x_i)$ and $Z(x_j)$, $1 \leq i, j \leq ns$. When $\tau(x)$ is independent of x , we have $\Delta = \tau I$ with I is the $ns \times ns$ identity matrix. The BLUP minimizes the Mean Squared Error (MSE) which equals:

$$\sigma^2(x) = k(x, x) - k(x)^T (K + n\Delta)^{-1} k(x) \quad (3)$$

Indeed, if we consider a Linear Unbiased Predictor (LUP) of the form $a(x)^T z^{ns}$, its MSE is given by:

$$\mathbb{E}[(Z(x) - a^T(x) Z^{ns})^2] = k(x, x) - 2a(x)^T k(x) + a(x)^T (K + n\Delta) a(x) \quad (4)$$

where $Z^{ns} = [Z(x_i) + \varepsilon_i(x_i)]_{1 \leq i \leq ns}$. The value of $a(x)$ minimizing (4) is $a_{\text{opt}}(x)^T = k(x)^T (K + n\Delta)^{-1}$. Therefore, the BLUP given by $a_{\text{opt}}(x)^T z^{ns}$ is equal to (2) and by substituting $a(x)$ with $a_{\text{opt}}(x)$ in equation (4) we obtain the MSE of the BLUP

given by equation (3).

The main result of this paper is the proof of a theorem providing the asymptotic value of $\sigma^2(x)$ when $n \rightarrow +\infty$ and $\Delta = \tau I$. Thanks to this theorem, we can deduce the asymptotic value of the Integrating Mean Squared Error (IMSE) - also called learning curve or generalization error - when $n \rightarrow +\infty$. The IMSE is defined by:

$$\text{IMSE} = \int_{\mathbb{R}^d} \sigma^2(x) d\mu(x) \quad (5)$$

where μ is the measure of the input space parameters. The asymptotic value of the IMSE that we obtain can be viewed as a generalization of previous results (see [Rasmussen and Williams, 2006], [Ritter, 2000b], [Ritter, 2000a], [Bozzini and Rossini, 2003], [Opper and Vivarelli, 1999], [Sollich and Halees, 2002] and [Picheny, 2009]). From it the convergence rate of the IMSE according to s (or equivalently T) is obtained. The speed of convergence of the learning curve can be used to determine the budget required to reach a prescribed accuracy. Note that the proof of the theorem holds for a constant noise observation variance τ (which corresponds to an uniform allocation of the budget T). Nevertheless, to provide optimal resource allocation, it can be important to take into account the heterogeneity of the noise observation variance. We give in this paper under certain restricted conditions (i.e., when K is diagonal) the optimal allocation taking into account the noise heterogeneity. Moreover, we numerically observe that this allocation remains efficient in more general cases although it is not anymore optimal (it remains more efficient than the uniform one).

4 Convergence of the learning curve for Gaussian process regression

This section deals with the convergence of the BLUP when the number of observations is large and the noise variance does not depend on x , i.e. $\tau(x) = \tau$ and $\Delta = \tau I$. The speed of convergence of the BLUP is evaluated through the generalization error - i.e. the IMSE - defined in (5). The main theorem of this paper follows:

Theorem 1 *Let us consider $Z(x)$ a Gaussian process with known mean and covariance kernel $k(x, x') \in \mathcal{C}^0(\mathbb{R}^d \times \mathbb{R}^d)$ and $(x_i)_{i=1, \dots, ns}$ an experimental design set of ns independent random points sampled with the probability measure $d\mu$ on \mathbb{R}^d .*

According to Mercer's theorem [Mercer, 1909], we have the following representation of $k(x, x')$:

$$k(x, x') = \sum_{p \geq 0} \lambda_p \phi_p(x) \phi_p(x') \quad (6)$$

where $(\phi_p(x))_p$ is an orthonormal basis of $L^2_\mu(X)$ consisting of eigenfunctions of $(T_{\mu, k}f)(x) = \int_{\mathbb{R}^d} k(x, x')f(x')d\mu(x')$ and λ_p is the nonnegative sequence of corresponding eigenvalues sorting in decreasing order. Then, for a non-degenerate kernel - i.e. when $\lambda_p > 0, \forall p > 0$ - such that $\sup_{x \in \mathbb{R}^d} k(x, x) < \infty$, we have the following convergence in probability for the MSE (3) of the BLUP:

$$\sigma^2(x) \xrightarrow{n \rightarrow \infty} \sum_{p \geq 0} \frac{\tau \lambda_p}{\tau + s \lambda_p} \phi_p(x)^2 \quad (7)$$

For degenerate kernels, the convergence is almost sure.

The sketch of the proof of Theorem 1 is given below. The full proof is given in Appendix A.

Sketch of Proof. We first prove the theorem for degenerate kernels (see Appendix A.1) which was already known in that case. Next we find a lower bound for $\sigma^2(x)$ for non-degenerate kernels. Let us consider the Karhunen-Loève decomposition of $Z(x) = \sum_{p \geq 0} Z_p \sqrt{\lambda_p} \phi_p(x)$ where $(Z_p)_p$ is a sequence of independent Gaussian random variables with mean zero and variance 1. If we denote by $a_{\text{opt}, i}(x), i = 1, \dots, ns$, the coefficients of the BLUP associated to $Z(x)$, the Gaussian process regression mean squared error can be written $\sigma^2(x) = \sum_{p \geq 0} \lambda_p (\phi_p(x) - \sum_{i=1}^{ns} a_{\text{opt}, i}(x) \phi_p(x_i))^2$. Then, for a fixed \bar{p} , the following inequality holds:

$$\sigma^2(x) > \sum_{p \leq \bar{p}} \lambda_p \left(\phi_p(x) - \sum_{i=1}^{ns} a_{\text{opt}, i}(x) \phi_p(x_i) \right)^2 = \sigma_{LUP, \bar{p}}^2(x) \quad (8)$$

where, $\sigma_{LUP, \bar{p}}^2(x)$ is the MSE of the LUP of coefficients $a_{\text{opt}, i}(x)$ associated to the Gaussian process $Z_{\bar{p}}(x) = \sum_{p \leq \bar{p}} Z_p \sqrt{\lambda_p} \phi_p(x)$. Let us consider $\sigma_{\bar{p}}^2(x)$ the MSE of the BLUP of $Z_{\bar{p}}(x)$, we have the following inequality:

$$\sigma_{LUP, \bar{p}}^2(x) \geq \sigma_{\bar{p}}^2(x) \quad (9)$$

Since $Z_{\bar{p}}(x)$ has a degenerate kernel, $\forall \bar{p} > 0$, the almost sure convergence given in equation (31) holds for $\sigma_{\bar{p}}^2(x)$ (see Appendix A.1). Then, considering inequalities (8)

and (9), the convergence (31) and the asymptotic $\bar{p} \rightarrow \infty$, we obtain:

$$\liminf_{n \rightarrow \infty} \sigma^2(x) \geq \sum_{p \geq 0} \left(\frac{\tau \lambda_p}{\tau + s \lambda_p} \right) \phi_p(x)^2 \quad (10)$$

Finally, we find an upper bound for $\sigma^2(x)$. Since $\sigma^2(x)$ is the MSE of the BLUP associated to $Z(x)$, if we consider any other LUP associated to $Z(x)$ its MSE denoted by $\sigma_{LUP}^2(x)$ satisfies the following inequality:

$$\sigma^2(x) \leq \sigma_{LUP}^2(x) \quad (11)$$

The idea is to find a LUP so that its MSE is a tight upper bound of $\sigma^2(x)$. Let us consider the LUP:

$$\hat{f}_{LUP}(x) = k(x)^T A z^{ns} \quad (12)$$

with A the $ns \times ns$ matrix defined by $A = L^{-1} + \sum_{k=1}^q (-1)^k (L^{-1} M)^k L^{-1}$ with $L = n\tau I + \sum_{p < p^*} \lambda_p [\phi_p(x_i) \phi_p(x_j)]_{1 \leq i, j \leq ns}$, $M = \sum_{p \geq p^*} \lambda_p [\phi_p(x_i) \phi_p(x_j)]_{1 \leq i, j \leq ns}$, q a finite integer and p^* such that $s\lambda_{p^*} < \tau$. The choice of this LUP is motivated by the fact that the matrix A is an approximation of the inverse of the matrix $(n\tau I + K)$ that is tractable in the following calculations. Note that the BLUP is $\hat{f}_{BLUP}(x) = k(x)^T (K + n\tau I)^{-1} z^{ns}$. Then, the MSE of the LUP (12) is given by:

$$\sigma_{LUP}^2(x) = k(x, x) - k(x)^T L^{-1} k(x) - \sum_{i=1}^{2q+1} (-1)^i k(x)^T (L^{-1} M)^i L^{-1} k(x) \quad (13)$$

Thanks to the Woodbury-Sherman-Morison formula¹, the strong law of large numbers and the continuity of the inverse operator in the space of p -dimensional invertible matrices, we have the following almost sure convergence:

$$k(x)^T L^{-1} k(x) \xrightarrow{n \rightarrow \infty} \sum_{p < p^*} \frac{s \lambda_p^2}{s \lambda_p + \tau} \phi_p(x)^2 + \frac{s}{\tau} \sum_{p \geq p^*} \lambda_p^2 \phi_p(x)^2 \quad (14)$$

We note that we can use the Woodbury-Sherman-Morison formula and the strong law of large numbers since p^* is finite and independent of n . Then, using the Markov inequality and the equality $\sum_{p \geq 0} \lambda_p \phi_p(x)^2 = k(x, x) < \infty$, we have the following convergence in probability:

$$k(x)^T (L^{-1} M)^i L^{-1} k(x) \xrightarrow{n \rightarrow \infty} \left(\frac{s}{\tau} \right)^{i+1} \sum_{p \geq p^*} \lambda_p^{i+2} \phi_p(x)^2 \quad (15)$$

¹If B is a non-singular $p \times p$ matrix, C a non-singular $m \times m$ matrix and A a $m \times p$ matrix with $m, p < \infty$, then $(B + AC^{-1}A)^{-1} = B^{-1} - B^{-1}A(A^T B^{-1}A + C)^{-1}A^T B^{-1}$.

We highlight that we cannot use the strong law of large numbers here due to the infinite sum in the definition of M . Finally, we obtain the following convergence in probability:

$$\limsup_{n \rightarrow \infty} \sigma^2(x) \leq \lim_{n \rightarrow \infty} \sigma_{LUP}^2(x) = \sum_{p \geq 0} \left(\lambda_p - \frac{s\lambda_p^2}{\tau + s\lambda_p} \right) \phi_p(x)^2 - \sum_{p \geq p^*} s\lambda_p^2 \frac{\left(\frac{s\lambda_p}{\tau}\right)^{2q+1}}{\tau + s\lambda_p} \phi_p(x)^2 \quad (16)$$

By taking the limit $q \rightarrow \infty$ in the right hand side and using the inequality $s\lambda_{p^*} < \tau$, we obtain the following upper bound for $\sigma^2(x)$:

$$\limsup_{n \rightarrow \infty} \sigma^2(x) \leq \sum_{p \geq 0} \left(\frac{\tau\lambda_p}{\tau + s\lambda_p} \right) \phi_p(x)^2 \quad (17)$$

The result announced in Theorem 1 is deduced from the lower and upper bounds (10) and (17). ■

Remark 1 For non-degenerate kernels such that $\|\phi_p(x)\|_{L^\infty} < \infty$ uniformly in p , the convergence is almost sure. Some kernels such as the one of the Brownian motion satisfy this property.

The following theorem gives the asymptotic value of the learning curve when n is large.

Theorem 2 *Let us consider $Z(x)$ a Gaussian process with known mean and covariance kernel $k(x, x') \in \mathcal{C}^0(\mathbb{R}^d \times \mathbb{R}^d)$ and $(x_i)_{i=1, \dots, n_s}$ an experimental design set of n_s independent random points sampled with the probability measure $d\mu$ on \mathbb{R}^d . Then, for a non-degenerate kernel, we have the following convergence in probability:*

$$\text{IMSE} \xrightarrow{n \rightarrow \infty} \sum_{p \geq 0} \frac{\tau\lambda_p}{\tau + s\lambda_p} \quad (18)$$

For degenerate kernels, the convergence is almost sure.

Proof. From the Theorem 1 and the orthonormal property of the basis $(\phi_p(x))_p$ in $L_\mu^2(x)$, the proof of the theorem is straightforward by integration. We note that we can permute the integral and the limit thanks to the dominated convergence theorem since $\sigma^2(x) \leq k(x, x)$. ■

Remark 2 The obtained limit is identical to the one established in [Rasmussen and Williams, 2006] and [Picheny, 2009] for a degenerate kernel. Furthermore, [Opper and Vivarelli, 1999] gives accurate upper and lower bounds for the asymptotic behavior of the IMSE for a degenerate kernel too. The originality of the presented result is the proof giving the asymptotic value of the learning curve for a non-degenerate kernel. We observe that the asymptotic value is the same as in the degenerate case but with a weaker convergence. We note that this result is of practical interest since the usual kernels for Gaussian process regression are non-degenerate and we will exhibit dramatic differences between the learning curves of degenerate and non-degenerate kernels.

Proposition 1 *Let us consider $\lim_{n \rightarrow \infty} \text{IMSE} = \text{IMSE}_\infty$. The following inequality holds:*

$$\frac{1}{2}B_s \leq \text{IMSE}_\infty \leq B_s \quad (19)$$

with $B_s = \sum_{p \text{ s.t. } \lambda_p < \frac{\tau}{s}} \lambda_p + \frac{\tau}{s} \# \{p \text{ s.t. } \lambda_p > \frac{\tau}{s}\}$.

Proof. The proof is directly deduced from the Theorem 2 and the following inequality:

$$\frac{1}{2}h_T(x) \leq \frac{x}{x + \frac{\tau}{s}} \leq h_T(x)$$

with:

$$h_T(x) = \begin{cases} \frac{\tau}{T}x & x \leq \frac{\tau}{T} \\ 1 & x > \frac{\tau}{T} \end{cases}$$

■

Remark 3 The inequality given in Proposition 1 provides a lower bound more precise in our case than the one given in [Micchelli and Wahba, 1981] - $\sum_{p \geq s+1} \lambda_p \leq \text{IMSE}_\infty$. This lower bound corresponds to the case of an experimental design set made with the points of a Gaussian quadrature whereas in our case it is sampled randomly from a given measure.

5 Examples of rates of convergence for the learning curve

Proposition 1 shows that the rate of convergence of the generalization error when n is large is the same as the one of B_s . Furthermore, we can see from (19) that it depends on the one of the eigenvalues $(\lambda_p)_{p>0}$. We give some examples of convergence in the following Subsection.

5.1 Rates of convergence for some usual kernels

In this Subsection we deduce the rates of convergence of the learning curve for some usual kernels from the asymptotic decays of their eigenvalues.

Example 2 (Degenerate kernels) For degenerate kernels we have $\#\{p \text{ s.t. } \lambda_p > 0\} < \infty$. Thus, when $s \rightarrow \infty$, we have:

$$\sum_{p \text{ s.t. } \lambda_p < \frac{\tau}{s}} \lambda_p = 0$$

from which:

$$B_s \propto \frac{\tau}{s}$$

Therefore, the IMSE decreases as $\frac{1}{s}$. We find here a classical result about Monte-Carlo convergence which gives that the variance decay is inversely proportional to the number of observations whatever the dimension. Nevertheless, for non-degenerate kernels, the number of non-zero eigenvalues is infinite and we are hence in an infinite-dimensional case (contrary to the degenerate one). We see in the following examples that we do not conserve the usual Monte-Carlo convergence rate in this case which emphasizes the importance of Theorem 1 dealing with non-degenerate kernels.

Example 3 (The fractional Brownian motion) Let us consider the fractional Brownian kernel with Hurst parameter $H \in (0, 1)$:

$$k(x, y) = x^{2H} + y^{2H} - |x - y|^{2H} \quad (20)$$

The associated Gaussian process - called fractional Brownian motion - is Hölder continuous with exponent $H - \varepsilon$, $\forall \varepsilon > 0$. According to [Bronski, 2003], we have the following result:

Proposition 2 *The Karhunen-Loève eigenvalues of the fractional Brownian motion with Hurst exponent $H \in (0, 1)$ satisfy the behavior*

$$\lambda_p = \frac{\nu_H}{p^{2H+1}} + o\left(p^{-\frac{(2H+2)(4H+3)}{4H+5} + \delta}\right), \quad p \gg 1$$

where $\delta > 0$ is arbitrary, $\nu_H = \frac{\sin(\pi H)\Gamma(2H+1)}{(\pi)^{2H+1}}$, and Γ is the Euler Gamma function.

Therefore, when $s \gg 1$, we have:

$$\lambda_p < \frac{\tau}{s} \quad \text{if} \quad p > \left(\frac{s\nu_H}{\tau} \right)^{\frac{1}{2H+1}}$$

We hence have the following approximation for B_s :

$$B_s \approx \sum_{p > \left(\frac{s\nu_H}{\tau} \right)^{\frac{1}{2H+1}}} \frac{\nu_H}{p^{2H+1}} + \frac{\tau}{s} \left(\frac{s\nu_H}{\tau} \right)^{\frac{1}{2H+1}}$$

Furthermore, we have:

$$\sum_{p > \left(\frac{s\nu_H}{\tau} \right)^{\frac{1}{2H+1}}} \frac{\nu_H}{p^{2H+1}} \approx \int_{\left(\frac{s\nu_H}{\tau} \right)^{\frac{1}{2H+1}}}^{+\infty} \frac{\nu_H}{x^{2H+1}} dx = \frac{\nu_H}{2H \left(\frac{s\nu_H}{\tau} \right)^{1 - \frac{1}{2H+1}}}$$

from which:

$$B_s \approx C_{H,\tau} \frac{1}{s^{1 - \frac{1}{2H+1}}}, \quad s \gg 1$$

where $C_{H,\tau}$ is a constant independent of s - i.e. the number of observations.

The rate of convergence for a fractional Brownian motion with Hurst parameter H is $\frac{1}{s^{1 - \frac{1}{2H+1}}}$. We note that the case $H = \frac{1}{2}$ corresponds to the classical Brownian motion and the given rate stands when μ is the uniform measure over $[0, 1]$. We observe that the larger the Hurst parameter is (i.e. the more regular the Gaussian process is), the faster the convergence is. Furthermore, for $H \rightarrow 1$ the convergence rate gets close to $\frac{1}{s^{\frac{2}{3}}}$. Therefore, even for the most regular fractional Brownian motion, we do not reach the classical Monte-Carlo convergence rate.

Example 4 (The 1-D Matèrn covariance kernel) In this example we deal with the Matèrn kernel with regularity parameter $\nu > 0$ in dimension 1:

$$k_{1D}(x, x'; \nu, l) = \frac{2^{1-\nu}}{\Gamma(\nu)} \left(\frac{\sqrt{2\nu}|x - x'|}{l} \right)^\nu K_\nu \left(\frac{\sqrt{2\nu}|x - x'|}{l} \right) \quad (21)$$

where K_ν is the modified Bessel function [Abramowitz and Stegun, 1965]. The Karhunen-Loève eigenvalues of this kernel satisfy the following asymptotic [A.I and Nikitin, 2004]:

$$\lambda_p \approx \frac{1}{p^{2\nu}}, \quad p \gg 1$$

Following the guideline of the Example 3 we deduce the following asymptotic behavior for B_s :

$$B_s \approx C \frac{1}{s^{1 - \frac{1}{2\nu}}}, \quad s \gg 1$$

where C is a constant independent of s .

This result is in agreement with the one of [Ritter, 2000a] who proved that for 1-dimensional kernels satisfying the Sacks-Ylvisaker of order r conditions (where r is an integer), the generalization error for the best linear estimator and experimental design set strategy decays as $\frac{1}{s^{1-\frac{1}{2r+2}}}$. Indeed, for such kernels, the eigenvalues satisfy the large p asymptotic $\lambda_p \propto \frac{1}{p^{r+1}}$ [Ritter et al., 1995] and by following the guideline of the previous examples we find the same convergence rate. Furthermore, our result generalizes the one of [Ritter, 2000a] since it provides convergence rates for more general kernels (e.g. for $r \in (0, +\infty)$) and for any dimension (see below). Furthermore, it shows that the random sampling gives the same decay rate as the optimal experimental design.

Example 5 (The d-D tensorised Matèrn covariance kernel) We focus here on the d-dimensional tensorised Matèrn kernel with isotropic regularity parameter $\nu > \frac{1}{2}$. According to [Pusev, 2011] the eigenvalues of this kernel satisfy the asymptotics:

$$\lambda_p \approx \phi(p), \quad p \gg 1$$

where the function ϕ is defined by:

$$\phi(p) = \frac{\log(1+p)^{2(d-1)\nu}}{p^{2\nu}}$$

Its inverse ϕ^{-1} satisfies:

$$\phi^{-1}(\varepsilon) = \varepsilon^{-\frac{1}{2\nu}} \left(\log \left(\varepsilon^{-\frac{1}{2\nu}} \right) \right)^{d-1} (1 + o(1)), \quad \varepsilon \ll 1$$

We hence have the approximation:

$$B_s \approx \frac{2\nu - 1}{\phi^{-1}\left(\frac{\tau}{s}\right)^{2\nu-1}} \log \left(1 + \phi^{-1}\left(\frac{\tau}{s}\right) \right)^{2(d-1)\nu} + \frac{\tau}{s} \phi^{-1}\left(\frac{\tau}{s}\right)$$

We can deduce the following rate of convergence for B_s :

$$B_s \approx C \frac{\log(s)^{d-1}}{s^{1-\frac{1}{2\nu}}}, \quad s \gg 1$$

with C a constant independent of s .

Example 6 (The d-D Gaussian covariance kernel) According to [Todor, 2006] the asymptotic behavior of the eigenvalues for a Gaussian kernel is:

$$\lambda_p \lesssim \exp\left(-p^{\frac{1}{d}}\right)$$

Applying the procedure presented in the previous examples, it can be shown that the rate of convergence of the IMSE is bounded by:

$$C_1 \frac{\log(s)^{d-1}}{s} + C_2 \frac{\log(s)^d}{s}$$

where C_1 and C_2 are constants independent of s .

Remark 4 We see in the previous example that for smooth kernels, the convergence rate is close to s^{-1} , i.e. the classical Monte-Carlo one.

5.2 Illustrations

In this Subsection we compare the previous theoretical results on the rate of convergence of the generalization error with full numerical simulations.

In order to observe the asymptotic convergence, we fix $n = 200$ and the number of observations is $ns = n, \dots, 10n$. The experimental design sets are sampled from a uniform measure on $[0, 1]$ and the observation noise is $n\tau = 1$. To estimate the IMSE (5) we use a numerical integration with 4000 quadrature points.

First, we deal with the 1-D fractional Brownian kernel (20) with Hurst parameter H . We have proved that for large n , the IMSE decay as $\frac{1}{s^{1-\frac{1}{2H+1}}}$. Figure 1 compares the numerically estimated convergences to the theoretical ones.

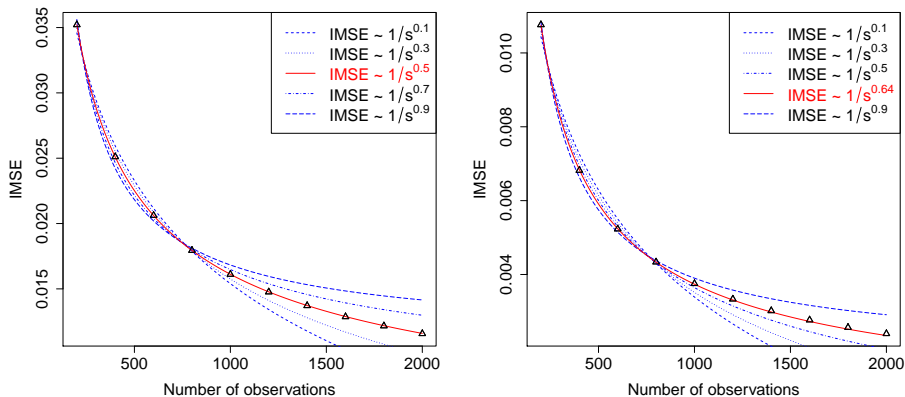


Figure 1: Rate of convergence of the IMSE when the number of observations increases for a fractional Brownian motion with Hurst parameter $H = 0.5$ (left) and $H = 0.9$ (right). The initial number of observations is $n = 200$ and the observation noise variance is $n\tau = 1$. The triangles represent the numerically estimated IMSE, the solid line represents the theoretical convergence, and the other non-solid lines represent various convergence rates.

We see in figure 1 that the observed rate of convergence is perfectly fitted by the theoretical one. We note that we are far from the classical Monte-Carlo rate since we are not in a non-degenerate case.

Finally, we deal with the 2-D tensorised Matérn- $\frac{5}{2}$ kernel and the 1-D Gaussian kernel. The 1-dimensional Matérn- ν class of covariance functions $k_{1D}(t, t'; \nu, \theta)$ is given by (21) and the 2-D tensorised Matérn- ν covariance function is given by:

$$k(x, x'; \nu, \theta) = k_{1D}(x_1, x'_1; \nu, \theta_1)k_{1D}(x_2, x'_2; \nu, \theta_2) \quad (22)$$

Furthermore, the 1-D Gaussian kernel is defined by:

$$k(x, x'; \theta) = \exp\left(-\frac{1}{2} \frac{(x - x')^2}{\theta^2}\right)$$

Figure 2 compares the numerically observed convergence of the IMSE to the theoretical one when $\theta_1 = \theta_2 = 0.2$ for the Matérn- $\frac{5}{2}$ kernel and when $\theta = 0.2$ for the Gaussian kernel. We see in figure 2 that the theoretical rate of convergence is a sharp approximation of the observed one.

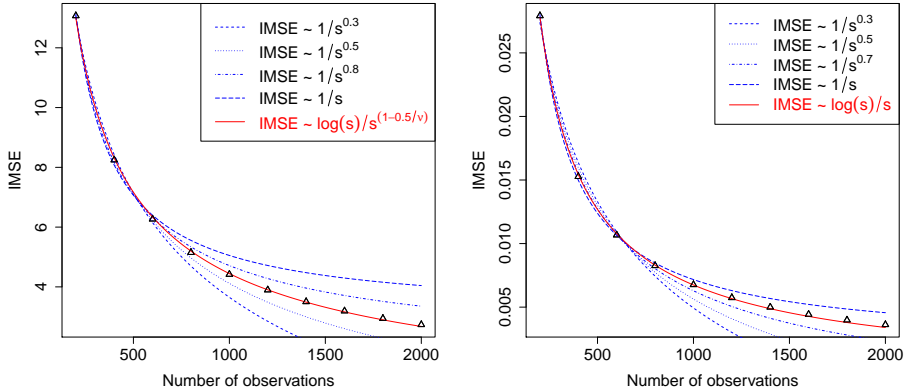


Figure 2: Rate of convergence of the IMSE when the number of observations increases for a 2-D tensorised Matérn- $\frac{5}{2}$ kernel on the left hand side and for a 1-D Gaussian kernel on the right hand side. The initial number of observations is $n = 200$ and the observation noise variance is $n\tau = 1$. The triangles represent the numerically estimated IMSE, the solid line represents the theoretical convergence, and the other non-solid lines represent various convergences.

6 Optimal resource allocation for heterogeneous observation noise variance.

In this section, we deal with the budget T defined as the sum of repetitions on all points of the experimental design set - i.e. $T = \sum_{i=1}^{ns} r_i$ with r_i an integer representing the number of repetitions conceded to the points x_i - when the observation noise variance is inversely proportional to the number of repetitions r_i .

In the previous Section, we have studied the convergence of the IMSE according to s (or equivalently T) which can be of practical interest to determine the needed budget T to achieve a prescribed precision. To determine this budget T we have made the assumption of a noise variance $n\tau(x)$ independent of x and we have considered the uniform allocation $r_i = r$ as in Example 1. Despite the fact that these assumptions are needed to determine the budget T , in order to provide the optimal resource allocation - i.e. the sequence of integers $\{r_1, r_2, \dots, r_{ns}\}$ minimizing the generalization error - it is worth taking into account the heterogeneity of the noise. For a Monte-Carlo based simulator, the number of repetitions r could represent the number of MC particles and the procedure presented below can be applied.

Determining the optimal allocation of the budget T whatever the Gaussian pro-

cess for a heterogeneous noise is an open and non-trivial problem. To solve this problem, we first consider the continuum approximation in which we look for an optimal sequence of real numbers $(r_i)_{i=1,\dots,ns}$ and then we round the optimal solution to obtain a quasi-optimal integer-valued allocation $(r_{i,\text{int}})_{i=1,\dots,ns}$. The following proposition gives the optimal resource allocation under certain restricted conditions for the continuous case. The reader is referred to [Munoz Zuniga et al., 2011] for a proof of this proposition in a different framework (the proof uses the Karush-Kuhn-Tucker approach to solve the minimization problem with equality and inequality constraints).

Proposition 3 *Let us consider $Z(x)$ a Gaussian process with a known mean and covariance kernel $k(x, x') \in \mathcal{C}^0(\mathbb{R}^d \times \mathbb{R}^d)$. Let $(x_i)_{i=1,\dots,ns}$ be an experimental design set of ns points sorted such that the sequence $\left(\frac{k(x_j, x_j) + n\sigma_\varepsilon^2(x_j)}{\sqrt{c(x_j)n\sigma_\varepsilon^2(x_j)}}\right)_{j=1,\dots,ns}$ is non-increasing, where $n\sigma_\varepsilon^2(x_i)$ is the noise variance of an observation at point x_i and $c(x) = \int_{\mathbb{R}^d} k(x', x)^2 d\mu(x')$. When the covariance matrix K is diagonal, the real-valued allocation $(r_i)_{i=1,\dots,ns}$ minimizing the generalization error:*

$$\text{IMSE} = \int_{\mathbb{R}^d} k(x, x) - k(x)^T (K + n\Delta)^{-1} k(x) d\mu(x) \quad (23)$$

under the constraints $\sum_{i=1}^{ns} r_i = T$ and $r_i \geq 1, \forall i = 1, \dots, ns$ is given by:

$$r_i^{\text{opt}} = \begin{cases} 1 & i \leq i^* \\ \frac{1}{k(x_i, x_i)} \left(\frac{\sqrt{c(x_i)\sigma_\varepsilon^2(x_i)}}{\sum_{j=i^*+1}^{ns} \frac{\sqrt{c(x_j)\sigma_\varepsilon^2(x_j)}}{k(x_j, x_j)}} \left(T - i^* + n \sum_{j=i^*+1}^{ns} \frac{\sigma_\varepsilon^2(x_j)}{k(x_j, x_j)} \right) - n\sigma_\varepsilon^2(x_i) \right) & i > i^* \end{cases} \quad (24)$$

where $\Delta = \text{diag} \left[\left(\frac{\sigma_\varepsilon^2(x_i)}{r_i} \right)_{i=1,\dots,ns} \right]$ and:

$$i^* = \max \left\{ i = 1, \dots, ns \quad \text{such that} \quad \frac{k(x_i, x_i) + n\sigma_\varepsilon^2(x_i)}{\sqrt{c(x_i)n\sigma_\varepsilon^2(x_i)}} \geq \frac{T - i + \sum_{j=i+1}^{ns} \frac{n\sigma_\varepsilon^2(x_j)}{k(x_j, x_j)}}{\sum_{j=i+1}^{ns} \frac{\sqrt{c(x_j)n\sigma_\varepsilon^2(x_j)}}{k(x_j, x_j)}} \right\} \quad (25)$$

By convention, if:

$$\frac{k(x_i, x_i) + n\sigma_\varepsilon^2(x_i)}{\sqrt{c(x_i)n\sigma_\varepsilon^2(x_i)}} < \frac{T - i + \sum_{j=i+1}^{ns} \frac{n\sigma_\varepsilon^2(x_j)}{k(x_j, x_j)}}{\sum_{j=i+1}^{ns} \frac{\sqrt{c(x_j)n\sigma_\varepsilon^2(x_j)}}{k(x_j, x_j)}}, \quad \forall i = 1, \dots, ns \quad (26)$$

then $i^* = 0$.

The optimization problem in Proposition 3 admits a solution if and only if $T \geq ns$ which reflects the fact that ns simulations are already available. Furthermore, when T is large enough, we have $i^* = 0$ and the solution has the following form:

$$r_i^{\text{opt}} = \frac{1}{k(x_i, x_i)} \left(\frac{\sqrt{c(x_i)\sigma_\varepsilon^2(x_i)}}{\sum_{j=1}^{ns} \frac{\sqrt{c(x_j)\sigma_\varepsilon^2(x_j)}}{k(x_j, x_j)}} \left(T + n \sum_{j=1}^{ns} \frac{\sigma_\varepsilon^2(x_j)}{k(x_j, x_j)} \right) - n\sigma_\varepsilon^2(x_i) \right) \quad (27)$$

While Proposition 3 gives a continuous optimal allocation, an admissible allocation must be an integer-valued sequence. Therefore, as mentioned previously, we solve the optimization problem with the continuous approximation and then we round the continuous solution to obtain a quasi-optimal integer-valued solution $r_{i,\text{int}}^{\text{opt}}$. The rounding is performed by solving the following problem:

Find J such that $\sum_{i=1}^{ns} r_{i,\text{int}}^{\text{opt}} = T$ with:

$$r_{i,\text{int}}^{\text{opt}} = \begin{cases} \lceil r_i^{\text{opt}} \rceil + 1 & i \leq J \\ \lceil r_i^{\text{opt}} \rceil & i > J \end{cases}$$

where $\lceil x \rceil$ denotes the integer part of a real number x .

We note that this allocation is not optimal in general (i.e. when K is not diagonal). Nevertheless we have numerically observed that it remains efficient in general cases and is often better than the uniform allocation strategy. We note that the numerical comparison has been performed with different kernels (Gaussian, Matèrn- $\frac{5}{2}$, Matèrn- $\frac{3}{2}$, exponential, Brownian and triangular [Rasmussen and Williams, 2006]) and in dimension one and two with a number of observations varying between 10 and 400. Furthermore, two types of experimental design set have been tested, one is a random set sampling from the uniform distribution and the other one is a regular grid.

Proposition 3 shows that it is worth allocating more resources at locations where the noise variance is more important. Furthermore, the quantity $c(x_i) = \int_{\mathbb{R}^d} k(x, x_i)^2 d\mu(x)$ - controlled by the measure $d\mu$ and the kernel $k(x, x_i)$ - can be viewed as the local density around the point x_i . The proposition emphasizes that it is better to allocate more resources where this local density is more important. Finally, we see that when the total budget T is large enough, the coefficient i^* equals 0 and the optimal resources allocation for r_i is identical as the one obtained without the inequality constraints.

7 Industrial Case: code MORET

We illustrate in this section an industrial application of our results about the rate of convergence of the IMSE. The case is about the safety assessment of a nuclear system containing fissile materials. The system is modeled by a neutron transport code called MORET [Fernex et al., 2005]. In particular, we study a benchmark system of dry PuO_2 storage.

This section is divided into 3 parts. First, we present the Gaussian process regression model built on an initial experimental design set. Then, thanks to Proposition 1 about the rate of convergence of the IMSE, we determine given a target precision the needed computational budget T . Finally, we allocate the resource T on the experimental design set.

7.1 Data presentation

The benchmark system safety is evaluated through the neutron multiplication factor k_{eff} . This factor models the criticality of a chain nuclear reaction:

- $k_{\text{eff}} > 1$ leads to an uncontrolled chain reaction due to an increasing neutron population.
- $k_{\text{eff}} = 1$ leads to a self-sustained chain reaction with a stable neutron population.
- $k_{\text{eff}} < 1$ leads to a faded chain reaction due to an decreasing neutron population.

The neutron multiplication factor depends on many parameters and it is evaluated using the stochastic simulator called MORET. We focus here on two parameters:

- $d_{\text{PuO}_2} \in [0.5, 4]\text{g.cm}^{-3}$, the density of the fissile powder. It is scaled to $[0, 1]$.
- $d_{\text{water}} \in [0, 1]\text{g.cm}^{-3}$, the density of water between storage tubes.

The other parameters are fixed to a nominal value given by an expert and we use the notation $x = (d_{\text{PuO}_2}, d_{\text{water}})$.

The MORET code provides outputs of the following form:

$$k_{\text{eff},r}(x) = \frac{1}{r} \sum_{i=1}^r Y_i(x)$$

where $(Y_i(x))_{i=1,\dots,r}$ are realizations of independent and identically distributed random variables which are themselves obtained by an empirical mean of a Monte-Carlo sample of 4000 particles. From these particles, we can also estimate the variance $\sigma_\varepsilon^2(x)$ of the observation $Y_i(x)$ by a classical empirical estimator. The simulator gives noisy observations and the variance of an observation $k_{\text{eff},r}(x)$ equals $\sigma_\varepsilon^2(x)/r$.

A large data base $(Y_i(x_j))_{i=1,\dots,200,j=1,\dots,5625}$ is available to us. We divide it into a training set and a test set. Let us denote by $Y_i(x_j)$ the i^{th} observation at point x_j - the 5625 points x_j of the data base come from a 75×75 grid over $[0, 1]^2$. The training set consists of $n = 100$ points $(x_j^{\text{train}})_{j=1,\dots,n}$ extracted from the complete data base using a maximin LHS and of the first observations $(Y_1(x_j^{\text{train}}))_{j=1,\dots,100}$. We will use the other 5525 points as a testing set.

The aim of the study is - given the training set - to predict the budget needed to achieve a prescribed precision for the surrogate model and to allocate optimally these resources. More precisely, let us denote by r_j the resource allocated to the point x_j^{train} of the experimental design set. First, we want to determine the budget $T = \sum_{j=1}^n r_j$ which allows us to achieve the target precision. Second, we want to determine the best resource allocation $(r_j)_{j=1,\dots,n}$.

To evaluate the needed computational budget T the noise variance $\sigma_\varepsilon^2(x)$ is considered as a constant in order to fit with the hypotheses of the theorem. The constant variance equals the mean $\int_{\mathbb{R}^p} \sigma_\varepsilon^2(x) d\mu(x)$ of the noise variance which is here estimated by $\sigma_\varepsilon^2 = \frac{1}{100} \sum_{j=1}^{100} \sigma_\varepsilon^2(x_j^{\text{train}}) = 3.3.10^{-3}$. Furthermore, we look for a uniform budget allocation, i.e. $r_j = r \forall j = 1, \dots, n$. In this case, the total computational budget is $T = nr$.

7.2 Model selection

To build the model, we consider the training set plotted in figure 4. It is composed of the $n = 100$ points $(x_j^{\text{train}})_{j=1,\dots,n}$ which are uniformly spread on $Q = [0, 1]^2$.

Let us suppose that the response is the realization of a Gaussian process with a tensorised Matèrn- ν covariance function. The 2-D tensorised Matèrn- ν covariance function $k(x, x'; \nu, \theta)$ is given in (22). The hyper-parameters are estimated by

maximizing the concentrated Maximum Likelihood [Stein, 1999]:

$$-\frac{1}{2}(z - m)^T(\sigma^2 K + \sigma_\varepsilon^2 I)^{-1}(z - m) - \frac{1}{2}\det(\sigma^2 K + \sigma_\varepsilon^2 I)$$

where $K = [k(x_i^{\text{train}}, x_j^{\text{train}}; \nu, \theta)]_{i,j=1,\dots,n}$, I is the identity matrix, σ^2 the variance parameter, m the mean of $k_{\text{eff},r}(x)$ and $z = (Y_1(x_1^{\text{train}}), \dots, Y_1(x_n^{\text{train}}))$ the observations at points in the training set. The mean of $k_{\text{eff},r}(x)$ is estimated by $m = \frac{1}{100} \sum_{j=1}^{100} Y_1(x_j^{\text{train}}) = 0.65$.

Due to the fact that the convergence rate is strongly dependent of the regularity parameter ν , we have to perform a good estimation of this hyper-parameter to evaluate the error model decay accurately. Note that we cannot have a closed form expression for the estimator of σ^2 , it hence has to be estimated jointly with θ and ν .

Let us consider the vector of parameters $\phi = (\nu, \theta_1, \theta_2, \sigma^2)$. In order to perform the maximization, we have first randomly generated a set of 10,000 parameters $(\phi_k)_{k=1,\dots,10^4}$ on the domain $[0.5, 3] \times [0.01, 2] \times [0.01, 2] \times [0.01, 1]$. We have then selected the 150 best parameters (i.e. the ones maximizing the concentrated Maximum Likelihood) and we have started a quasi-Newton based maximization from these parameters. More specifically, we have used the BFGS method [Shanno, 1970]. Finally, from the results of the 150 maximization procedures, we have selected the best parameter. We note that the quasi-Newton based maximizations have all converged to two parameter values, around 30% to the actual maximum and 70% to another local maximum.

The estimation of the hyper-parameters are $\nu = 1.31$, $\theta_1 = 0.67$, $\theta_2 = 0.45$ and $\sigma^2 = 0.24$. This means that we have a rough surrogate model which is not differentiable and α -Hölder continuous with exponent $\alpha = 0.81$. The variance of the observations is $\sigma_\varepsilon^2 = 3.3 \cdot 10^{-3}$, using the same notations as Theorem 1, we have $\sigma_\varepsilon^2 = n\tau$ therefore $\tau = 3.3 \cdot 10^{-5}$ and $n = 100$.

The IMSE of the Gaussian process regression is $\text{IMSE}_{T_0} = 1.0 \cdot 10^{-3}$ and its empirical mean squared error is $\text{EMSE}_{T_0} = 1.2 \cdot 10^{-3}$. To compute the empirical mean squared error (EMSE), we use the observations $(Y_i(x_j))_{i=1,\dots,200, j=1,\dots,5525}$ with $x_j \neq x_k^{\text{train}} \forall k = 1, \dots, 100, j = 1, \dots, 5525$ and to compute the IMSE we use a

trapezoidal numerical integration into a 75×75 grid over $[0, 1]^2$. For $r = 200$, the variance of the output $k_{\text{eff},r}(x)$ equals $\frac{\sigma_\varepsilon^2}{200} = 1.64 \cdot 10^{-5}$ and is neglected for the estimation of the empirical error. We can see that the IMSE is close to the empirical mean squared error which means that our model describes the observations accurately.

7.3 Convergence of the IMSE

According to Proposition 1, we have the following convergence rate for the IMSE:

$$\text{IMSE} \sim \frac{\log(T)}{T^{1-\frac{1}{2\nu}}} \quad (28)$$

where the model parameter ν plays a crucial role. We can therefore expect that the IMSE decays as:

$$\text{IMSE}_T = \text{IMSE}_{T_0} \frac{\frac{\log(T)}{T^{1-\frac{1}{2\nu}}}}{\frac{\log(T_0)}{T_0^{1-\frac{1}{2\nu}}}} \quad (29)$$

Let us assume that we want to reach an IMSE of $2 \cdot 10^{-4}$. According to the IMSE decay and the fact that the IMSE for $r = 1$ has been estimated to be equal to $1.0 \cdot 10^{-3}$, the total budget required is $T = nr = 3600$, *i.e.* $r = 36$. Figure 3 illustrates the empirical mean squared error convergence and the predicted convergence (29) of the IMSE.

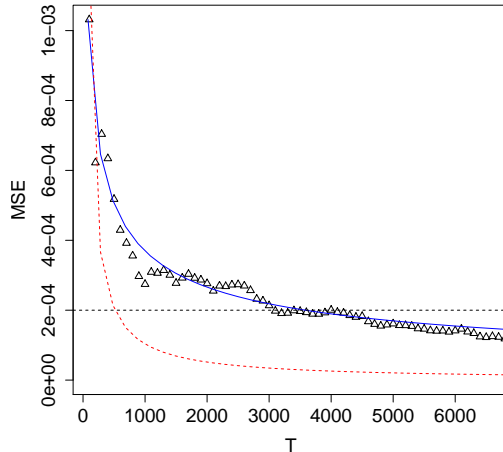


Figure 3: Comparison between Empirical mean squared error (EMSE) decay and theoretical IMSE decay for $n = 100$ when the total budget T increases. The triangles represent the Empirical MSE, the solid line represents the theoretical decay, the horizontal dashed line represents the desired accuracy and the dashed line the classical M-C convergence. We see that Monte-Carlo decay does not match the empirical MSE and it is too fast.

We see empirically that the EMSE of 2.10^{-4} is achieved for $r = 31$. This shows that the predicted IMSE and the empirical MSE are very close and that the selected kernel captures the regularity of the response accurately.

Let us consider the classical Monte-Carlo convergence rate $\frac{1}{T}$, which corresponds to the convergence rate of degenerate kernels, *i.e.* in the finite -dimensional case. Figure 3 compares the theoretical rate of convergence of the IMSE with the classical Monte-Carlo one. We see that the Monte-Carlo decay is too fast and does not represent correctly the empirical MSE decay. If we had considered the rate of convergence $\text{IMSE} \sim \frac{1}{T}$, we would have reached an IMSE of 2.10^{-4} for $r = 6$ (which is very far from the observed value $r = 31$).

7.4 Resources allocation

We have determined in the previous section the computational budget required to reach an IMSE of 2.10^{-4} . We observe that the predicted allocation is accurate since it gives an empirical MSE close to 2.10^{-4} . To calculate the observed MSE, we uniformly allocate the computational budget on the points of the training set. We know that this allocation is optimal when the variance of the observation noise

is constant. Nevertheless, we are not in this case and to build the final model we allocate the budget taking into account the noise level. We note that the observation noise is denoted by $\sigma_\varepsilon^2(x)$, the total budget is $T = \sum_{i=1}^n r_i$ where $n = 100$ is the number observations and r_i the budget allocated to the point x_i^{train} .

From (27), when the input parameter distribution μ is uniform and for a diagonal covariance matrix, the optimal allocation is given by:

$$r_i = \frac{1}{\sigma^2} \left(\frac{\sqrt{\sigma_\varepsilon^2(x_i)}}{\sum_{j=1}^{ns} \sqrt{\sigma_\varepsilon^2(x_j)}} \left(\sigma^2 T + n \sum_{j=1}^{ns} \sigma_\varepsilon^2(x_j) \right) - n \sigma_\varepsilon^2(x_i) \right) \quad (30)$$

We have numerically observed that this allocation remains efficient in more general cases although it is not anymore optimal. Here we use this allocation to build the model. Let us consider that we do not have observed the empirical MSE decay, we hence consider the budget given by the theoretical decay $T = 3600$. The allocation given by equation (30) is illustrated in figure 4 with the contour of the noise level.

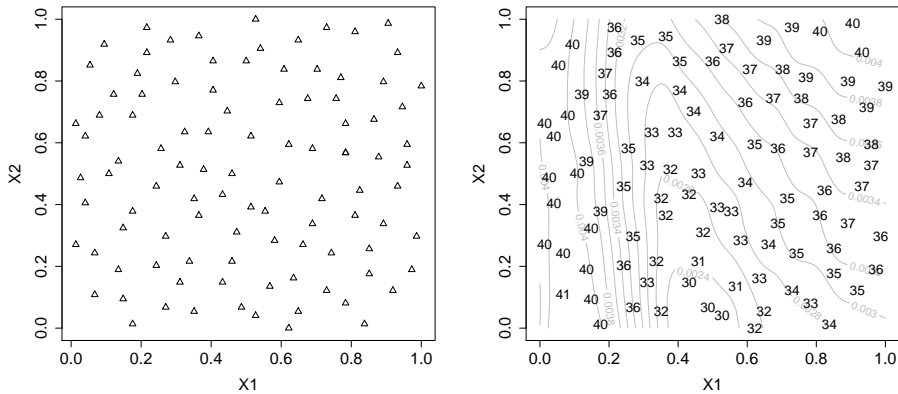


Figure 4: On the left hand side: initial experimental design set with $n = 100$. On the right hand side: noise level dependence of the resources allocation. The solid lines represent the noise variance contour plot and the numbers represent the resources allocated to the points of the experimental design set.

We see in figure 4 that the resources allocation is more important at points where the noise variance is higher. Table 1 compares the performance of the two allocations on the test set.

	Uniform Allocation	Optimal Allocation
MSE	$1.94.10^{-4}$	$1.86.10^{-4}$
MaxSE	$3.66.10^{-2}$	$3.38.10^{-2}$

Table 1: Comparison between uniform and optimal (under the condition K diagonal) allocation of resources.

We see in Table 1 that the budget allocation given by the equation (30) gives predictions slightly more accurate than the uniform one.

8 Acknowledgments

The authors are grateful to Dr. Yann Richet of the IRSN - Institute for Radiological Protection and Nuclear Safety - for providing the data for the industrial case through the reDICE project.

9 Conclusion

The main result of this paper is a theorem giving the Gaussian process regression mean squared error as a function of the training size when the number of observations is large. This asymptotic value of the mean squared error is derived in terms of the eigenvalues and eigenfunctions of the Karhunen-Loève decomposition of the covariance function and holds for degenerate and non-degenerate kernels and for any dimension.

From this theorem, we can deduce the asymptotic behavior of the generalization error - defined in this paper as the Integrated Mean Squared Error - as a function of the size of the training set. This result generalizes previous ones which give this behavior in dimension one or two or for a restricted class of covariance kernels (for degenerate ones). The significant differences between the rate of convergence of degenerate and non-degenerate kernels highlight the relevance of our theorem which holds for non-degenerate kernels. This is especially important as usual kernels for Gaussian process regression are non-degenerate.

Our work deals with Gaussian process regression when the variance of the noise can be reduced by increasing the budget. Our results are of practical interest in this case since it gives the total budget needed to reach a precision prescribed by

the user. Nonetheless, it holds under the assumptions of homoscedastic observation noise. Despite the fact that this assumption is relevant to evaluate the budget, it is not optimal to determine the resources allocation. Indeed, in this case it is worth taking into account the noise variance heterogeneity and using a non-uniform allocation. We describe the resulting error reduction under restricted conditions. We have observed on test cases that our non-uniform allocation is better than the uniform one in more general cases although it is not optimal anymore.

A Proof of the main theorem

A.1 Proof of Theorem 1: the degenerate case

The proof in the degenerate case follows the lines of the ones given by [Opper and Vivarelli, 1999], [Rasmussen and Williams, 2006] and [Picheny, 2009]. For a degenerate kernel, the number \bar{p} of non-zero eigenvalues is finite. Let us denote $\Lambda = \text{diag}(\lambda_i)_{1 \leq i \leq \bar{p}}$, $\phi(x) = (\phi_1(x), \dots, \phi_{\bar{p}}(x))$ and $\Phi = \begin{pmatrix} \phi(x_1)^T & \dots & \phi(x_{ns})^T \end{pmatrix}^T$. The mean squared error of the Gaussian process regression is given by:

$$\sigma^2(x) = \phi(x)\Lambda\phi(x)^T + \phi(x)\Lambda\Phi^T (\Phi\Lambda\Phi^T + n\tau I)^{-1} \Phi\Lambda\phi(x)^T$$

Thanks to the Woodbury-Sherman-Morison formula² and according to [Opper and Vivarelli, 1999] and [Picheny, 2009] the Gaussian process regression error can be written:

$$\sigma^2(x) = \phi(x) \left(\frac{\Phi^T \Phi}{n\tau} + \Lambda^{-1} \right) \phi(x)^T$$

Since \bar{p} is finite, by the strong law of large numbers, the entries of the $\bar{p} \times \bar{p}$ matrix $\frac{1}{n}\Phi^T \Phi$ converge. We so have the following almost sure convergence:

$$\sigma^2(x) \xrightarrow{n \rightarrow \infty} \sum_{p \leq \bar{p}} \frac{\tau \lambda_p}{\tau + s \lambda_p} \phi_p(x)^2 \quad (31)$$

■

A.2 Proof of Theorem 1: the lower bound for $\sigma^2(x)$

The objective is to find a lower bound for $\sigma^2(x)$ for non-degenerate kernels. Let us consider the Karhunen-Loève decomposition of $Z(x) = \sum_{p \geq 0} Z_p \sqrt{\lambda_p} \phi_p(x)$ where

²If B is a non-singular $p \times p$ matrix, C a non-singular $m \times m$ matrix and A a $m \times p$ matrix with $m, p < \infty$, then $(B + AC^{-1}A)^{-1} = B^{-1} - B^{-1}A(A^T B^{-1}A + C)^{-1}A^T B^{-1}$.

$(Z_p)_p$ is a sequence of independent Gaussian random variables with mean zero and variance 1. If we denote by $a_i(x)$ the coefficients of the BLUP associated to $Z(x)$, the mean squared error can be written

$$\begin{aligned}\sigma^2(x) &= \mathbb{E} \left[\left(Z(x) - \sum_{i=1}^{ns} a_i(x) Z(x_i) \right)^2 \right] \\ &= \mathbb{E} \left[\left(\sum_{p \geq 0} \sqrt{\lambda_p} \left(\phi_p(x) - \sum_{i=1}^{ns} a_i(x) \phi_p(x_i) \right) Z_p \right)^2 \right] \\ &= \sum_{p \geq 0} \lambda_p \left(\phi_p(x) - \sum_{i=1}^{ns} a_i(x) \phi_p(x_i) \right)^2\end{aligned}$$

Then, for a fixed \bar{p} , the following inequality holds:

$$\sigma^2(x) > \sum_{p \leq \bar{p}} \lambda_p \left(\phi_p(x) - \sum_{i=1}^{ns} a_i(x) \phi_p(x_i) \right)^2 = \sigma_{LUP, \bar{p}}^2(x) \quad (32)$$

$\sigma_{LUP, \bar{p}}^2(x)$ is the MSE of the LUP of coefficients $a_i(x)$ associated to the Gaussian process $Z_{\bar{p}}(x) = \sum_{p \leq \bar{p}} Z_p \sqrt{\lambda_p} \phi_p(x)$. Let us consider $\sigma_{\bar{p}}^2(x)$ the MSE of the BLUP of $Z_{\bar{p}}(x)$, we have the following inequality:

$$\sigma_{LUP, \bar{p}}^2(x) \geq \sigma_{\bar{p}}^2(x) \quad (33)$$

Since $Z_{\bar{p}}(x)$ has a degenerate kernel, the almost sure convergence given in equation (31) holds for $\sigma_{\bar{p}}^2(x)$. Then, considering inequalities (32) and (33) and the convergence (31), we obtain:

$$\liminf_{n \rightarrow \infty} \sigma^2(x) \geq \sum_{p \leq \bar{p}} \left(\frac{\tau \lambda_p}{\tau + s \lambda_p} \right) \phi_p(x)^2 \quad (34)$$

Taking the limit $\bar{p} \rightarrow \infty$ in the right hand side gives the desired result. ■

A.3 Proof of Theorem 1: the upper bound for $\sigma^2(x)$

The objective is to find an upper bound for $\sigma^2(x)$. Since $\sigma^2(x)$ is the MSE of the BLUP associated to $Z(x)$, if we consider any other LUP associated to $Z(x)$ its MSE denoted by σ_{LUP}^2 satisfies the following inequality:

$$\sigma^2(x) \leq \sigma_{LUP}^2 \quad (35)$$

The idea is to find a LUP so that its MSE is a tight upper bound of $\sigma^2(x)$. Let us consider the LUP:

$$\hat{f}_{LUP}(x) = k(x)^T A z^{ns} \quad (36)$$

with A the $ns \times ns$ matrix defined by $A = L^{-1} + \sum_{k=1}^q (-1)^k (L^{-1}M)^k L^{-1}$ with $L = n\tau I + \sum_{p \leq p^*} \lambda_p [\phi_p(x_i) \phi_p(x_j)]_{1 \leq i, j \leq ns}$, $M = \sum_{p > p^*} \lambda_p [\phi_p(x_i) \phi_p(x_j)]_{1 \leq i, j \leq ns}$, q a finite integer and p^* such that $s\lambda_{p^*} < \tau$. The matrix A is an approximation of the inverse of the matrix $L + M = n\tau I + K$. Then, the MSE of the LUP (36) is given by:

$$\sigma_{LUP}^2(x) = k(x, x) - k(x)^T (2A - A(n\tau I + K)A) k(x)$$

and by substituting the expression of A into the previous equation we obtain:

$$\sigma_{LUP}^2(x) = k(x, x) - k(x)^T L^{-1} k(x) - \sum_{i=1}^{2q+1} (-1)^i k(x)^T (L^{-1}M)^i L^{-1} k(x) \quad (37)$$

First, let us consider the term $k(x)^T L^{-1} k(x)$. Since $p^* < \infty$, the matrix L can be written:

$$L = n\tau I + \Phi_{p^*} \Lambda \Phi_{p^*}^T \quad (38)$$

where $\Lambda = \text{diag}(\lambda_i)_{1 \leq i \leq p^*}$, $\Phi_{p^*} = \begin{pmatrix} \phi(x_1)^T & \dots & \phi(x_{ns})^T \end{pmatrix}^T$ and $\phi(x) = (\phi_1(x), \dots, \phi_{p^*}(x))$.

Thanks to the Woodbury-Sherman-Morison formula, the matrix L^{-1} is given by:

$$L^{-1} = \frac{I}{n\tau} - \frac{\Phi_{p^*}}{n\tau} \left(\frac{\Phi_{p^*}^T \Phi_{p^*}}{n\tau} + \Lambda^{-1} \right)^{-1} \frac{\Phi_{p^*}^T}{n\tau} \quad (39)$$

From the continuity of the inverse operator for invertible $p^* \times p^*$ matrices and by applying the strong law of large numbers, we obtain the following almost sure convergence :

$$\begin{aligned} k(x)^T L^{-1} k(x) &= \frac{1}{n\tau} \sum_{i=1}^{ns} k(x, x_i)^2 - \frac{1}{\tau^2} \sum_{p, q=1}^{p^*} \left[\left(\frac{\Phi_{p^*}^T \Phi_{p^*}}{n\tau} + \Lambda^{-1} \right)^{-1} \right]_{p, q} \\ &\quad \times \left[\frac{1}{n} \sum_{i=1}^{ns} k(x, x_i) \phi_p(x_i) \right] \left[\frac{1}{n} \sum_{j=1}^{ns} k(x, x_j) \phi_q(x_j) \right] \\ &\xrightarrow{n \rightarrow \infty} \frac{s}{\tau} \mathbb{E}_\mu [k(x, X)^2] - \frac{s^2}{\tau^2} \sum_{p, q=1}^{p^*} \left[\left(\frac{sI}{\tau} + \Lambda^{-1} \right)^{-1} \right]_{p, q} \mathbb{E}_\mu [k(x, X) \phi_p(X)] \mathbb{E}_\mu [k(x, X) \phi_q(X)] \end{aligned}$$

where \mathbb{E}_μ is the expectation with respect to the distance μ . We note that we can use the Woodbury-Sherman-Morison formula and the strong law of large numbers

since p^* is finite and independent of n . Then, the orthonormal property of the basis $(\phi_p(x))_{p \geq 0}$ implies:

$$\mathbb{E}_\mu[k(x, X)^2] = \sum_{p \geq 0} \lambda_p^2 \phi_p(x)^2, \quad \mathbb{E}_\mu[k(x, X)\phi_p(X)] = \lambda_p \phi_p(x)$$

Therefore, we have the following almost sure convergence:

$$k(x)^T L^{-1} k(x) \xrightarrow{n \rightarrow \infty} \sum_{p \leq p^*} \frac{s \lambda_p^2}{s \lambda_p + \tau} \phi_p(x)^2 + \frac{s}{\tau} \sum_{p > p^*} \lambda_p^2 \phi_p(x)^2 \quad (40)$$

Second, let us consider the term $\sum_{i=1}^{2q+1} (-1)^i k(x)^T (L^{-1} M)^i L^{-1} k(x)$. We have the following equality:

$$\begin{aligned} k(x)^T (L^{-1} M)^i L^{-1} k(x) &= \sum_{l=0}^i \binom{i}{l} \frac{1}{n\tau} k(x)^T \left(\frac{M}{n\tau} \right)^l \left(-\frac{L'M}{(n\tau)^2} \right)^{i-l} k(x) \\ &\quad - k(x)^T \left(\frac{M}{n\tau} \right)^l \left(-\frac{L'M}{(n\tau)^2} \right)^{i-l} \frac{L'}{(n\tau)^2} k(x) \end{aligned}$$

where:

$$L' = \Phi_{p^*} \left(\frac{\Phi_{p^*}^T \Phi_{p^*}}{n\tau} + \Lambda^{-1} \right)^{-1} \Phi_{p^*}^T = \sum_{p, p' \leq p^*} d_{p, p'}^{(n)} [\phi_p(x_i) \phi_{p'}(x_j)]_{1 \leq i, j \leq ns} \quad (41)$$

with $d_{p, p'}^{(n)} = \left[\left(\frac{\Phi_{p^*}^T \Phi_{p^*}}{n\tau} + \Lambda^{-1} \right)^{-1} \right]_{p, p'}$. Since $q < \infty$, we can obtain the convergence in probability of $\sum_{i=1}^{2q+1} (-1)^i k(x)^T (L^{-1} M)^i L^{-1} k(x)$ from the ones of:

$$k(x)^T \frac{1}{n} \left(\frac{M}{n} \right)^j \left(\frac{L'M}{n^2} \right)^{i-j} k(x) \quad (42)$$

and:

$$k(x)^T \left(\frac{M}{n} \right)^j \left(\frac{L'M}{n^2} \right)^{i-j} \frac{L'}{n^2} k(x) \quad (43)$$

with $i \leq 2q+1$ and $j \leq i$. Let us consider $k(x)^T \frac{1}{n} \left(\frac{M}{n} \right)^j \left(\frac{L'M}{n^2} \right)^{i-j} k(x)$ and $i > j$, we have:

$$k(x)^T \frac{1}{n} \left(\frac{M}{n} \right)^j \left(\frac{L'M}{n^2} \right)^{i-j} k(x) = \sum_{\substack{p_1, \dots, p_{i-j} \leq p^* \\ p'_1, \dots, p'_{i-j} \leq p^*}} d_{p_1, p'_1}^{(n)} \cdots d_{p_{i-j}, p'_{i-j}}^{(n)} \sum_{\substack{q_1, \dots, q_{i-j} > p^* \\ m_1, \dots, m_j > p^*}} S_{q, m}^{(n)} \quad (44)$$

with:

$$\begin{aligned}
S_{q,m}^{(n)} &= \left(\frac{\sqrt{\lambda_{m_1}}}{n} \sum_{r=1}^{ns} k(x, x_r) \phi_{m_1}(x_r) \right) \left(\frac{\sqrt{\lambda_{m_j}}}{n} \sum_{r=1}^{ns} \phi_{m_j}(x_r) \phi_{p'_1}(x_r) \right) \\
&\times \left(\frac{\lambda_{q_{i-j}}}{n} \sum_{r=1}^{ns} k(x, x_r) \phi_{q_{i-j}}(x_r) \sum_{r=1}^{ns} \phi_{p_{i-j}}(x_r) \phi_{q_{i-j}}(x_r) \right) \\
&\times \prod_{l=1}^{j-1} \frac{\sqrt{\lambda_{m_l} \lambda_{m_{l+1}}}}{n} \sum_{r=1}^{ns} \phi_{m_l}(x_r) \phi_{m_{l+1}}(x_r) \prod_{l=1}^{i-j-1} \frac{\lambda_{q_l}}{n} \sum_{r=1}^{ns} \phi_{q_l}(x_r) \phi_{p_{l+1}}(x_r) \sum_{r=1}^{ns} \phi_{q_l}(x_r) \phi_{p'_l}(x_r)
\end{aligned}$$

We consider now the term:

$$a_{q,p,p'}^{(n)} = \frac{\lambda_q}{n} \sum_{k=1}^{ns} \phi_q(x_k) \phi_p(x_k) \frac{1}{n} \sum_{k=1}^{ns} \phi_{p'}(x_k) \phi_q(x_k) \quad (45)$$

with $p, p' \leq p^*$. From Cauchy Schwarz inequality and thanks to the following inequality:

$$|\phi_p(x)|^2 \leq \frac{1}{\lambda_p} \sum_{p' \geq 0} \lambda_{p'} |\phi_{p'}(x)|^2 = \lambda_p^{-1} k(x, x)$$

we obtain:

$$\left| a_{q,p,p'}^{(n)} \right| \leq s \sigma^2 \lambda_{p^*}^{-1} \frac{\lambda_q}{n} \sum_{i=1}^{ns} \phi_q(x_i)^2 \quad \forall p, p' \leq p^*$$

with $\sigma^2 = \sup_x k(x, x)$. Considering the expectation with respect to the distribution of points x_i , we obtain $\forall \bar{p} < \infty$:

$$\mathbb{E}_\mu \left[\sum_{q > \bar{p}} \left| a_{q,p,p'}^{(n)} \right| \right] \leq s^2 \sigma^2 \lambda_{p^*}^{-1} \sum_{q > \bar{p}} \lambda_q$$

From Markov inequality, $\forall \delta > 0$, we have:

$$\mathbb{P} \left(\left| \sum_{q > \bar{p}} a_{q,p,p'}^{(n)} \right| > \delta \right) \leq \frac{\mathbb{E}_\mu \left[\left| \sum_{q > \bar{p}} a_{q,p,p'}^{(n)} \right| \right]}{\delta} \leq \frac{s^2 \sigma^2 \lambda_{p^*}^{-1} \sum_{q > \bar{p}} \lambda_q}{\delta} \quad (46)$$

Furthermore, $\forall \delta > 0$, $\forall \bar{p} > p^*$:

$$\mathbb{P} \left(\left| \sum_{q > p^*} a_{q,p,p'}^{(n)} \right| > 2\delta \right) \leq \mathbb{P} \left(\left| \sum_{p^* < q \leq \bar{p}} a_{q,p,p'}^{(n)} \right| > \delta \right) + \mathbb{P} \left(\left| \sum_{q > \bar{p}} a_{q,p,p'}^{(n)} \right| > \delta \right)$$

We have for all $q \in (p^*, \bar{p}] : a_{q,p,p'}^{(n)} \rightarrow a_{q,p,p'} = \lambda_q s^2 \delta_{q=p} \delta_{q=p'} = 0$, as $n \rightarrow \infty$, therefore:

$$\limsup_{n \rightarrow \infty} \mathbb{P} \left(\left| \sum_{q > p^*} a_{q,p,p'}^{(n)} \right| > 2\delta \right) \leq \frac{s^2 \sigma^2 \lambda_{p^*}^{-1} \sum_{q > \bar{p}} \lambda_q}{\delta}$$

Taking the limit $\bar{p} \rightarrow \infty$ in the right hand side, we obtain the convergence in probability of $\sum_{q>p^*} a_{q,p,p'}^{(n)}$ when $n \rightarrow \infty$:

$$\sum_{q>p^*} \lambda_q \frac{1}{n} \sum_{r=1}^{ns} \phi_q(x_r) \phi_p(x_r) \frac{1}{n} \sum_{r=1}^{ns} \phi_{p'}(x_r) \phi_q(x_r) \xrightarrow{\mathcal{P}} 0 \quad \forall p, p' \leq p^* \quad (47)$$

Following the same method, we obtain the convergence:

$$\sum_{q>p^*} \left(\frac{\lambda_q}{n} \sum_{r=1}^{ns} k(x, x_r) \phi_q(x_r) \sum_{r=1}^{ns} \phi_p(x_r) \phi_q(x_r) \right) \xrightarrow{\mathcal{P}} 0 \quad \forall p \leq p^* \quad (48)$$

Let us return to $S_{q,m}^{(n)}$. By using Cauchy Schwarz inequality and bounding by the constant M all the terms independent of q_i and m_i , we obtain:

$$\begin{aligned} \left| \sum_{q_1, \dots, q_{i-j} > p^*} S_{q,m}^{(n)} \right| &\leq M \prod_{l=1}^j \lambda_{m_l} \frac{1}{n} \sum_{r=1}^{ns} \phi_{m_l}(x_r)^2 \\ &\times \left| \sum_{q_{i-j} > p^*} \left(\frac{\lambda_{q_{i-j}}}{n} \sum_{r=1}^{ns} k(x, x_r) \phi_{q_{i-j}}(x_r) \sum_{r=1}^{ns} \phi_{p_{i-j}}(x_r) \phi_{q_{i-j}}(x_r) \right) \right| \\ &\times \left| \sum_{q_1, \dots, q_{i-j-1} > p^*} \prod_{l=1}^{i-j-1} \frac{\lambda_{q_l}}{n} \sum_{r=1}^{ns} \phi_{q_l}(x_r) \phi_{p_{l+1}}(x_r) \sum_{r=1}^{ns} \phi_{q_l}(x_r) \phi_{p'_l}(x_r) \right| \end{aligned}$$

Since $\sum_{p \geq 0} \lambda_p \phi_p(x)^2 = k(x, x) \leq \sigma^2$, we have the inequality $0 \leq \sum_{m_1, \dots, m_j} \prod_{l=1}^j \lambda_{m_l} \frac{1}{n} \sum_{r=1}^{ns} \phi_{m_l}(x_r)^2 \leq (\sigma^2)^j$. Thus, for $i > j$ and from (47) and (48) we obtain the following convergence in probability when $n \rightarrow \infty$:

$$\sum_{\substack{q_1, \dots, q_{i-j} > p^* \\ m_1, \dots, m_j > p^*}} S_{q,m}^{(n)} \xrightarrow{\mathcal{P}} 0$$

Therefore, from (44) we obtain the following convergence when $n \rightarrow \infty$:

$$k(x)^T \frac{1}{n} \left(\frac{M}{n} \right)^j \left(\frac{L'M}{n^2} \right)^{i-j} k(x) \xrightarrow{\mathcal{P}} 0 \quad \forall i < j \quad (49)$$

Following the same guideline as previously, it can be shown that when $n \rightarrow \infty$:

$$k(x)^T \frac{1}{n} \left(\frac{M}{n} \right)^j \left(\frac{L'M}{n^2} \right)^{i-j} \frac{L'}{n^2} k(x) \xrightarrow{\mathcal{P}} 0 \quad \forall i \leq j \quad (50)$$

From the convergences (49) and (50), we deduce the following one when $n \rightarrow \infty$:

$$k(x)^T (L^{-1}M)^q L^{-1}k(x) \xrightarrow{\mathcal{P}} \frac{1}{n}k(x)^T \left(\frac{M}{n}\right)^q k(x) \quad (51)$$

Therefore, to complete the proof we have to show that:

$$\frac{1}{n}k(x)^T \left(\frac{M}{n}\right)^q k(x) \xrightarrow{\mathcal{P}} s^{q+1} \sum_{p>p^*} \lambda_p^{q+2} \phi_p(x)^2$$

Let us consider for a fixed $j \geq 1$:

$$\frac{1}{n}k(x)^T \left(\frac{M}{n}\right)^j k(x) = \sum_{m_1, \dots, m_j > p^*} a_m^{(n)}(x)$$

with $m = (m_1, \dots, m_j)$ and:

$$\begin{aligned} a_m^{(n)}(x) &= \left(\frac{1}{n} \sum_{r=1}^{ns} k(x, x_r) \phi_{m_1}(x_r) \right) \left(\frac{1}{n} \sum_{r=1}^{ns} k(x, x_r) \phi_{m_j}(x_r) \right) \\ &\quad \times \prod_{l=1}^{j-1} \frac{1}{n} \sum_{r=1}^{ns} \phi_{m_l}(x_r) \phi_{m_{l+1}}(x_r) \prod_{i=1}^j \lambda_{m_i} \end{aligned}$$

From Cauchy-Schwarz inequality, we have:

$$|a_m^{(n)}(x)| \leq \left(\frac{1}{n} \sum_{r=1}^{ns} k(x, x_r)^2 \right) \prod_{i=1}^j \frac{1}{n} \sum_{r=1}^{ns} \lambda_{m_i} \phi_{m_i}(x_r)^2 \quad (52)$$

$$\leq s\sigma^4 \prod_{i=1}^j \frac{1}{n} \sum_{r=1}^{ns} \lambda_{m_i} \phi_{m_i}(x_r)^2 \quad (53)$$

Therefore, considering the expectation with respect to the distribution of the points $(x_r)_{r=1, \dots, ns}$, we have:

$$\mathbb{E}_\mu [|a_m^{(n)}(x)|] \leq s\sigma^4 \left(\prod_{i=1}^j \lambda_{m_i} \right) \frac{1}{n^j} \sum_{t_1, \dots, t_j=1}^{ns} \mathbb{E}_\mu [\phi_{m_1}(X_{t_1})^2 \dots \phi_{m_j}(X_{t_j})^2] \quad \forall x \in \mathbb{R}^d$$

The following inequality holds uniformly in $t_1, \dots, t_j = 1, \dots, ns$:

$$\mathbb{E}_\mu \left[\prod_{i=1}^j \phi_{m_i}(X_{t_i})^2 \right] \leq b_m$$

where $b_m = \sum_{\substack{\mathcal{P} \in \Pi(\{1, \dots, j\}) \\ \mathcal{P} = \cup_{r=1}^l I_r}} \prod_{r=1}^l \mathbb{E}_\mu [\prod_{i \in I_r} \phi_{m_i}(X)^2]$ because the term of left hand side of the inequality is equal to one of the terms in the sum of the right hand side. $\Pi(\{1, \dots, j\})$ is the collection of all partitions of $\{1, \dots, j\}$ and $I_r \cap I_{r'} = \emptyset, \forall r \neq r'$. We hence have:

$$\mathbb{E}_\mu [|a_m^{(n)}(x)|] \leq s\sigma^4 s^j \prod_{i=1}^j \lambda_{m_i} b_m$$

Since $\sum_{p \geq 0} \lambda_p \phi_p(x)^2 \leq \sigma^2$, we have:

$$\begin{aligned} \sum_{m_1, \dots, m_j > p^*} \prod_{l=1}^j \lambda_{m_l} b_m &= \sum_{m_1, \dots, m_j > p^*} \prod_{l=1}^j \lambda_{m_l} \sum_{\substack{\mathcal{P} \in \Pi(\{1, \dots, j\}) \\ \mathcal{P} = \cup_{r=1}^l I_r}} \prod_{r=1}^l \mathbb{E}_\mu \left[\prod_{i \in I_r} \phi_{m_i}(X)^2 \right] \\ &= \sum_{\substack{\mathcal{P} \in \Pi(\{1, \dots, j\}) \\ \mathcal{P} = \cup_{r=1}^l I_r}} \prod_{r=1}^l \mathbb{E}_\mu \left[\prod_{i \in I_r} \sum_{m_i > p^*} \lambda_{m_i} \phi_{m_i}(X)^2 \right] \\ &\leq \sigma^{2j} \#\{\Pi(\{1, \dots, j\})\} \end{aligned}$$

Since the cardinality of the collection $\Pi(\{1, \dots, j\})$ of partitions of $\{1, \dots, j\}$ is finite, the series $\sum_{m_1, \dots, m_j > p^*} \prod_{i=1}^j \lambda_{m_i} b_m$ converges. Furthermore, as it is a series with positive terms, $\forall \varepsilon > 0, \exists \bar{p} > p^*$ such that :

$$s^{j+1} \sigma^4 \sum_{m \in M_{\bar{p}}^C} \prod_{i=1}^j \lambda_{m_i} b_m \leq \varepsilon$$

where $M_{\bar{p}}^C$ designs the complement of $M_{\bar{p}}$ defined by the collection of $m = (m_1, \dots, m_j)$ such that:

$$\begin{aligned} M &= \{m = (m_1, \dots, m_j) \text{ such that } m_i > p^*, \quad i = 1, \dots, j\} \\ M_{\bar{p}} &= \{m = (m_1, \dots, m_j) \text{ such that } p^* < m_i \leq \bar{p}, \quad i = 1, \dots, j\} \\ M_{\bar{p}}^C &= M \setminus M_{\bar{p}} \end{aligned}$$

Therefore, we have $\forall \delta > 0, \forall \varepsilon > 0 \exists \bar{p} > 0$ such that uniformly in n :

$$\sum_{m \in M_{\bar{p}}^C} \mathbb{E}_\mu [|a_m^{(n)}(x)|] \leq \frac{\varepsilon \delta}{2}$$

Applying the Markov inequality, we obtain:

$$\mathbb{P} \left(\sum_{m \in M_{\bar{p}}^C} |a_m^{(n)}(x)| > \frac{\delta}{2} \right) \leq \varepsilon \quad (54)$$

Furthermore, by denoting $a_m(x) = \lim_{n \rightarrow \infty} a_m^{(n)}(x)$, we have:

$$a_m(x) = s^{j+1} \lambda_{m_1} \lambda_{m_j} \phi_{m_1}(x) \phi_{m_j}(x) \prod_{i=1}^j \lambda_{m_i} \mathbb{I}_{m_1=\dots=m_j} \quad (55)$$

and from Cauchy-Schwarz inequality (see equation (53)), we have:

$$|a_m(x)| \leq s^{j+1} \sigma^4 \prod_{i=1}^j \lambda_{m_i}$$

We hence can deduce the inequality:

$$\sum_{m \in M_{\bar{p}}^C} |a_m(x)| \leq s^{j+1} \sigma^4 \sum_{m \in M_{\bar{p}}^C} \prod_{i=1}^j \lambda_{m_i} \quad (56)$$

Thus, $\exists \bar{p}$ such that $\sum_{m \in M_{\bar{p}}^C} |a_m(x)| \leq \frac{\delta}{2}$ for all $x \in \mathbb{R}^d$. From the inequalities (54) and (56), it can be shown that $\exists \bar{p}$ such that:

$$\mathbb{P} \left(\left| \sum_{m \in M} a_m^{(n)}(x) - \sum_{m \in M} a_m(x) \right| > 2\delta \right) \leq \varepsilon + \mathbb{P} \left(\left| \sum_{m \in M_{\bar{p}}} a_m^{(n)}(x) - \sum_{m \in M_{\bar{p}}} a_m(x) \right| > \delta \right)$$

Since:

$$\limsup_{n \rightarrow \infty} \mathbb{P} \left(\left| \sum_{m \in M_{\bar{p}}} a_m^{(n)}(x) - \sum_{m \in M_{\bar{p}}} a_m(x) \right| > \delta \right) = 0$$

then:

$$\limsup_{n \rightarrow \infty} \mathbb{P} \left(\left| \sum_{m \in M} a_m^{(n)}(x) - \sum_{m \in M} a_m(x) \right| > 2\delta \right) \leq \varepsilon \quad \forall \varepsilon > 0$$

The previous inequality holds $\forall \varepsilon > 0$, thus we have the convergence in probability of $\sum_{m \in M} a_m^{(n)}(x)$ to $\sum_{m \in M} a_m(x)$ with (by using the limit in the equation (55)):

$$\sum_{m \in M} a_m(x) = s^{j+1} \sum_{p > p^*} \lambda_p^{j+2} \phi_p(x)^2$$

Finally, we have the following convergence in probability when $n \rightarrow \infty$:

$$k(x)^T (L^{-1}M)^i L^{-1} k(x) \xrightarrow{n \rightarrow \infty} \left(\frac{s}{\tau} \right)^{i+1} \sum_{p > p^*} \lambda_p^{i+2} \phi_p(x)^2 \quad (57)$$

We highlight that we cannot use the strong law of large numbers here due to the infinite sum in M .

From the equation (37) and the convergences (40) and (51), we obtain the following convergence in probability:

$$\sigma_{LUP}^2(x) \xrightarrow{n \rightarrow \infty} \sum_{p \geq 0} \left(\lambda_p - \frac{s\lambda_p^2}{\tau + s\lambda_p} \right) \phi_p(x)^2 - \sum_{p > p^*} s\lambda_p^2 \frac{\left(\frac{s\lambda_p}{\tau} \right)^{2q+1}}{\tau + s\lambda_p} \phi_p(x)^2 \quad (58)$$

By considering the asymptotic $q \rightarrow \infty$ and the inequality $s\lambda_{p^*} < \tau$, we obtain the following upper bound for $\sigma^2(x)$:

$$\limsup_{n \rightarrow \infty} \sigma^2(x) \leq \sum_{p \geq 0} \left(\frac{\tau\lambda_p}{\tau + s\lambda_p} \right) \phi_p(x)^2 \quad (59)$$

■

References

- [Abramowitz and Stegun, 1965] Abramowitz, M. and Stegun, I. (1965). *Handbook of Mathematical Functions*. Dover, New York.
- [A.I and Nikitin, 2004] A.I, N. and Nikitin, Y. Y. (2004). Exact l_2 -small ball behaviour of integrated gaussian processes and spectral asymptotics of boundary value problems. *Probab. Theory Relat. Fields*, 129:469–494.
- [Berger et al., 2001] Berger, J., De Oliveira, V., and Sansó, B. (2001). Objective bayesian analysis of spatially correlated data objective bayesian analysis of spatially correlated data. *Journal of the American Statistical Association*, 96:1361–1374.
- [Bozzini and Rossini, 2003] Bozzini, M. and Rossini, M. (2003). Numerical differentiation of 2d functions from noisy data. *Computer and Mathematics with Applications*, 45:309–327.
- [Bronski, 2003] Bronski, J. (2003). Asymptotics of karhunen-loève eigenvalues and tight constants for probability distributions of passive scalar transport. *Communications in Mathematical Physics*, 238:563–582.

- [Fernex et al., 2005] Fernex, F., Heulers, L., Jacquet, O., Miss, J., and Richet, Y. (2005). The moret 4b monte carlo code new features to treat complex criticality systems. In *MandC International Conference on Mathematics and Computation Supercomputing, Reactor and Nuclear and Biological Application*, Avignon, France.
- [Gneiting et al., 2010] Gneiting, T., Kleiber, W., and Schlater, M. (2010). Matérn cross-covariance functions for multivariate random fields. *Journal of the American Statistical Association*, 105:1167–1177.
- [Harville, 1997] Harville, D. A. (1997). *Matrix Algebra from Statistician’s Perspective*. Springer-Verlag, New York.
- [Laslett, 1994] Laslett, G. (1994). Kriging and splines: An empirical comparison of their predictive performance in some applications kriging and splines: An empirical comparison of their predictive performance in some applications. *Journal of the American Statistical Association*, 89:391–400.
- [Mercer, 1909] Mercer, J. (1909). Functions of positive and negative type and their connection with the theory of integral equations. *Philosophical Transactions of the Royal Society A*, 209:441–458.
- [Micchelli and Wahba, 1981] Micchelli, C. and Wahba, G. (1981). Design problems for optimal surface interpolation. *Approximation Theory and Application*, 209:329–347.
- [Munoz Zuniga et al., 2011] Munoz Zuniga, M., Garnier, J., Remy, E., and de Rocquigny, E. (2011). Adaptative directional stratification for controlled estimation of the probability of a rare event. *Reliability Engineering and System Safety*, 96:1691–1712.
- [Opper and Vivarelli, 1999] Opper, M. and Vivarelli, F. (1999). General bounds on bayes errors for regression with gaussian processes. *Advances in Neural Information Processing Systems 11*, pages 302–308.
- [Picheny, 2009] Picheny, V. (2009). *Improving Accuracy and Compensating for Uncertainty in Surrogate Modeling*. PhD thesis, Ecole Nationale Supérieure des Mines de Saint Etienne.

- [Pusev, 2011] Pusev, R. (2011). Small deviation asymptotics for matèrn processes and fields under weighted quadratic norm. *Theory Probab. Appl.*, 55:164–172.
- [Rasmussen and Williams, 2006] Rasmussen, C. E. and Williams, C. K. I. (2006). *Gaussian Processes for Machine Learning*. MIT Press, Cambridge.
- [Ritter, 2000a] Ritter, K. (2000a). Almost optimal differentiation using noisy data. *Journal of approximation theory*, 86:293–309.
- [Ritter, 2000b] Ritter, K. (2000b). *Average-Case Analysis of Numerical Problems*. Springer Verlag, Berlin.
- [Ritter et al., 1995] Ritter, K., Wasilkowski, G., and Wozniakowski, H. (1995). Multivariate integration and approximation of random fields satisfying sacks-ylvisaker conditions. *Annals of Applied Probability*, 5:518–540.
- [Sacks et al., 1989] Sacks, J., William, J. W., Toby, J. M., and Henry, P. W. (1989). Design and analysis of computer experiments. *Statistical Science*, 4:409–423.
- [Sacks and Ylvisaker, 1981] Sacks, J. and Ylvisaker, D. (1981). Variance estimation for approximately linear models. *Series Statistics*, 12:147–162.
- [Shanno, 1970] Shanno, D. F. (1970). Conditioning of quasi-newton methods for function minimization. *Mathematics of Computation*, 24:647–656.
- [Sollich and Halees, 2002] Sollich, P. and Halees, A. (2002). Learning curves for gaussian process regression: approximations and bounds. *Neural computation*, 14:1393–1428.
- [Stein, 1999] Stein, M. (1999). *Interpolation of Spatial Data*. Springer Series in Statistics, New York.
- [Todor, 2006] Todor, R. (2006). Robust eigenvalue computation for smoothing operators. *SIAM J. Numer. Anal.*, 44:865–878.
- [Wackernagel, 2003] Wackernagel, H. (2003). *Multivariate Geostatistics*. Springer-Verlag, Berlin.
- [Williams and Vivarelli, 2000] Williams, C. and Vivarelli, F. (2000). Upper and lower bounds on the learning curve for gaussian processes. *Machine Learning*, 40:77–102.