



**HAL**  
open science

**Dramatic influence of the substitution of  
alkylidene-5H-furan-2-ones in Diels-Alder cycloadditions  
with o-quinonedimethide as diene partner: en route to  
the CDEF polycyclic ring system of lactonamycin**

Sébastien Dubois, Fabien Rodier, Romain Blanc, Raphaël Rahmani, Virginie Héran, Jérôme Thibonnet, Laurent Commeiras, Jean-Luc Parrain

► **To cite this version:**

Sébastien Dubois, Fabien Rodier, Romain Blanc, Raphaël Rahmani, Virginie Héran, et al.. Dramatic influence of the substitution of alkylidene-5H-furan-2-ones in Diels-Alder cycloadditions with o-quinonedimethide as diene partner: en route to the CDEF polycyclic ring system of lactonamycin. *Organic & Biomolecular Chemistry*, 2012, 10, pp.4712-4719. 10.1039/c2ob25299f . hal-00736663

**HAL Id: hal-00736663**

**<https://hal.science/hal-00736663>**

Submitted on 28 Sep 2013

**HAL** is a multi-disciplinary open access archive for the deposit and dissemination of scientific research documents, whether they are published or not. The documents may come from teaching and research institutions in France or abroad, or from public or private research centers.

L'archive ouverte pluridisciplinaire **HAL**, est destinée au dépôt et à la diffusion de documents scientifiques de niveau recherche, publiés ou non, émanant des établissements d'enseignement et de recherche français ou étrangers, des laboratoires publics ou privés.

**Dramatic influence of the substitution of alkylidene-5*H*-furan-2-ones in Diels–Alder cycloadditions with *o*-quinonedimethide as diene partner: en route to the CDEF polycyclic ring system of lactonamycin†**Sébastien Dubois,<sup>a</sup> Fabien Rodier,<sup>a</sup> Romain Blanc,<sup>a</sup> Raphaël Rahmani,<sup>a</sup> Virginie Héran,<sup>a</sup> Jérôme Thibonnet,<sup>b</sup> Laurent Commeiras\*<sup>a</sup> and Jean-Luc Parrain\*<sup>a</sup>

Received 10th February 2012, Accepted 12th April 2012

DOI: 10.1039/c2ob25299f

An efficient and rapid synthesis of the CDEF ring system of lactonamycinone is reported *via* a highly chemo- and diastereoselective intermolecular Diels–Alder cycloaddition between *trans*-1,2-disilyloxybenzocyclobutene and the appropriate  $\gamma$ -alkylidenebutenolide. The feasibility and the total chemoselectivity of the [4 + 2] cycloaddition for the construction of a spiro lactone moiety *via* an intramolecular approach (IMDA) using both partners is also described demonstrating the versatility of the  $\gamma$ -alkylidenebutenolide building block.

**Introduction**

Due to their intrinsic conformational features and their structural implications in biological systems, the preparation of polycyclic structures fused at a central carbon remains an important challenge in organic synthesis.<sup>1</sup> The asymmetric character of the molecule brought by the stereogenic spiro carbon is generally responsible for the biological activities. In this context and over the last two decades, numerous natural spiro lactones have been isolated from different sources and some of them exhibit impressive biological activities. Selected examples include abyssomicin C<sup>2</sup> and lactonamycin,<sup>3</sup> two potent antibacterial agents against Gram-positive bacteria, including resistant *Staphylococcus aureus* strains (Fig. 1).

From a structural point of view, lactonamycin presents a spiro lactone moiety and a 2,3-dihydronaphthalene-1,4-dione core. The strategy usually used to access a 1,2,3,4-tetrahydronaphthalene substructure is an inter- or intramolecular [4 + 2] reaction using benzocyclobutene derivatives as diene partners.<sup>4</sup> Regarding the spiro lactone part, most of the methods reported involve a prior installation of the tertiary alcohol, which is then followed by an intramolecular esterification. Numerous methods for the

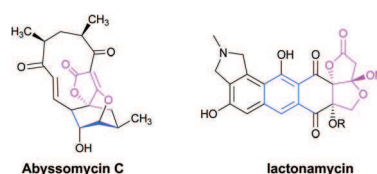
construction of spiro lactones with concomitant formation of the fused quaternary centre have also been reported. Notably, pericyclic reactions have demonstrated to be quite efficient in the synthesis of natural products.<sup>5</sup> Moreover, we recently disclosed a highly chemo- and diastereoselective intermolecular Diels–Alder cycloaddition between *trans*-1,2-disilyloxybenzocyclobutene **1** and methylprotoanemonine **2** to access the lambertelloid backbone **3** (Scheme 1).<sup>6</sup> It transpired from this work that the chemoselectivity of such a transformation was highly dependent on the nature of the substituents onto the lactone. Accordingly,  $\delta$ -substituted alkylidenebutenolides **4** furnished the naphthofuranone moiety **5** whereas the  $\alpha$ -bromo- $\beta,\delta$ -substituted lactones led to the corresponding spiro-cycloadducts **6**. However, when the reaction was performed with lactone **7**, no cycloadduct was obtained and this is certainly due to both stereoelectronic and steric factors.

It is worth to note that  $\gamma$ -alkylidenebutenolides have been repeatedly used in Diels–Alder reactions,<sup>7–14</sup> however we were the first one to realise a full study of the reactivity of the  $\delta$ -substituted ones in the intermolecular version.<sup>7e,9</sup> In addition, different laboratories have developed their approach to the title natural product,<sup>15</sup> however, only one total synthesis of lactonamycin<sup>16</sup> and one total synthesis of its aglycone<sup>17</sup> have been reported to

<sup>a</sup>Aix-Marseille Université, Institut des Sciences Moléculaires de Marseille iSm2, UMR 7313, avenue Escadrille Normandie Niemen, 13397 Marseille cedex 20, France. E-mail: laurent.commeiras@univ-amu.fr; jl.parrain@univ-amu.fr; Fax: (+33)-(0)491-288-861; Tel: (+33)-(0)491-289-126

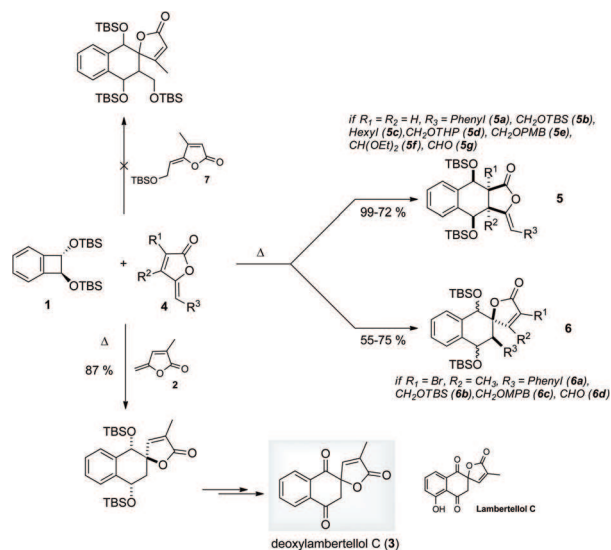
<sup>b</sup>Université François Rabelais, Département de Chimie, Laboratoire PCMB, 32 Avenue Monge, 37200 Tours, France

† Electronic supplementary information (ESI) available: Experimental procedures and characterisation for all novel compounds. CCDC 849361. For ESI and crystallographic data in CIF or other electronic format see DOI: 10.1039/c2ob25299f



**Fig. 1** Examples of natural products containing the spiro lactone moiety.

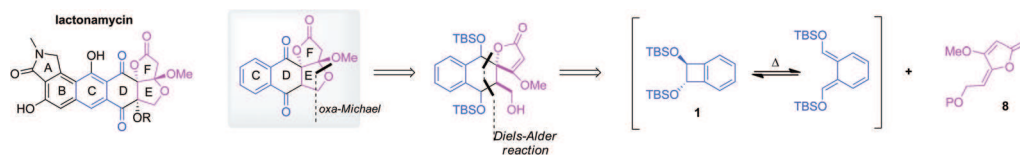
date. In connection with our interest in the total synthesis of natural product possessing interesting biological properties and in the development of new methodologies to efficiently prepare spiroactone moiety,<sup>18</sup> we have undertaken the synthesis of the CDEF ring system of lactonamycinone *via* an intermolecular Diels–Alder reaction. An account of the intramolecular silicon tethered [4 + 2] cyclisation between a benzocyclobutene and a  $\gamma$ -alkylidenebutenolide will also be given.



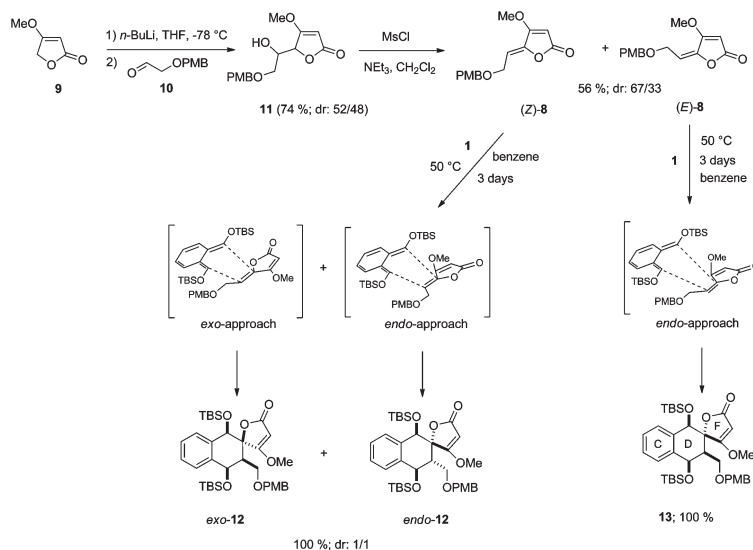
**Scheme 1** Diels–Alder cycloaddition between *trans*-1,2-disilyloxybenzocyclobutene **1** and  $\gamma$ -alkylidenebutenolides.

## Results and discussion

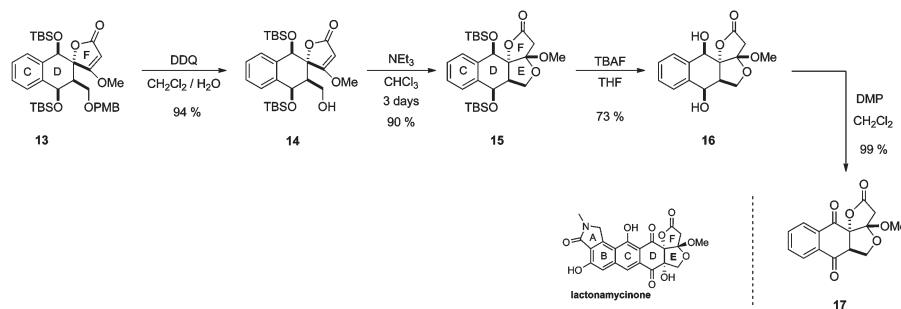
As outlined in Scheme 2, our retrosynthesis consists in two main disconnections to access the CDEF polycyclic ring system of lactonamycinone. Accordingly, a late stage intramolecular oxa-Michael addition would allow the formation of the E ring. On the other hand, the CDF tricyclic spiroactone could efficiently be reached *via* an intermolecular [4 + 2] reaction between **1** and the appropriate lactone **8**. Our program was started with confidence as our previous results suggested that substituents onto the  $\alpha,\beta$ -double bond of the alkylidenebutenolides prevented the cyclisation onto the *endo*-cyclic alkene and therefore, favoured reaction onto the *exo*-cyclic one. Having this in mind, and in connection with our approach toward the CDEF skeleton of lactonamycinone, we thought of using a  $\gamma$ -alkylidenebutenolide decorated with the electron donating methoxy group onto the  $\beta$  position of the lactone. In order to validate this approach, lactone (*Z*)-**8** was chosen as model substrate and was prepared in two steps from methyltetronate **9**<sup>19</sup> and aldehyde **10** (Scheme 3).<sup>20</sup> Addition of the homoenolate of **9** onto aldehyde **10** furnished alcohol **11** in 74% yield as an inseparable 52 : 48 mixture of diastereomers. Then, compound **11** underwent a dehydration to afford a separable 67 : 33 mixture of  $\gamma$ -alkylidenebutenolides (*Z*)-**8** and (*E*)-**8** respectively, in 56% yield. As for the dienophilic benzocyclobutene partner **1**, it was synthesised on a multigram scale according to methods described by South and Liebeskind<sup>21</sup> and Danishefsky *et al.*<sup>22</sup> Having the two precursors in hand, we were now ready for the key cyclisation step. Under the conditions previously reported for the  $\alpha$ -bromo- $\beta,\delta$ -substituted lactone (*i.e.* 50 °C, 4 h in degassed benzene), the cycloaddition



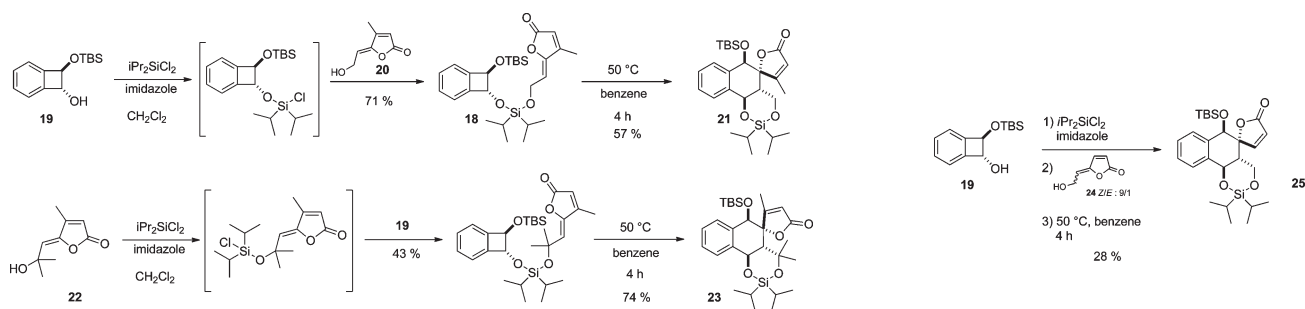
**Scheme 2** Retrosynthetic analysis.



**Scheme 3** Studies on the synthesis of the CDF ring system of lactonamycinone.



Scheme 4 Synthesis of the CDEF ring system of lactonamycinone.



Scheme 5 Intramolecular approach.

only furnished a very small amount (up to 5%) of the expected spiro-lactone **12**. Starting materials **1** and (*Z*)-**8** were recovered unchanged at the end of the reaction. Gratifyingly, when the reaction time was prolonged from four hours to three days,<sup>23</sup> the Diels–Alder reaction gave the desired spiro-cycloadduct **12** in a quantitative manner and as a 1:1 mixture of diastereomers arising from an *endo*- and an *exo*-approach respectively.

The feasibility of the intermolecular cycloaddition leading to the desired spiro-lactone moiety thus validated, we next turn our attention to the (*E*)-lactone **8**. Accordingly, the hetero Michael reaction to form the E-ring required the pending primary alcohol onto compound **14** being *cis* to the single carbon–carbon bond of the lactone. The only way to access such a cycloadduct was to start with the (*E*)-double bond onto lactone **8**. Pleasingly, the cycloaddition reaction was not only efficient and provided the expected compound **13** in a quantitative manner, but was also totally diastereoselective in favour of the *endo*-approach. Thereafter, an additional four steps were performed to access the CDEF rings of lactonamycinone (Scheme 4). Deprotection of the PMB group using DDQ in wet CH<sub>2</sub>Cl<sub>2</sub> afforded primary alcohol **14** in 94% yield.

The latter underwent the intramolecular oxa-Michael addition under basic conditions to form the last E-ring **15** in 90% yield and as a single diastereomer. Following which, a deprotection of the bis silyl ether **15** in presence of tetrabutylammonium fluoride gave the corresponding diol **16** in 73% yield. Finally, the sensitive quinone **17** was obtained after oxidation of the diol in the presence of an excess of Dess–Martin periodinane (10 equiv) in a quantitative manner. To summarise, the tetracyclic skeleton of lactonamycinone **17** was diastereoselectively synthesised in 62% yield over five steps from lactone (*E*)-**8**. It goes without saying that the method developed here is a powerful and competitive

tool to access rapidly and efficiently the scaffold of natural products containing spiro-lactone moieties.

As mentioned earlier in the introduction, the  $\delta$ -substituted  $\alpha,\beta$ -unsubstituted alkylidenebutenolides failed to furnish the desired spiro-lactones and led instead to the corresponding naphthofuranone derivatives **5**. In addition, lactone **7** proved to be unreactive during this intermolecular [4 + 2] process. In order to overturn the limits encountered and thus, to have access to a range of analogs of the lactonamycinone core, we envisioned an intermolecular version of the previous strategy using a disposable silicon tether between the two cycloaddition partners. According to numerous reports, such approaches are favoured for entropic reasons and often lead to better chemo-, regio- and stereoselectivities.<sup>23</sup>

The synthesis of the temporary silaketal tether derivative **18** required the prior preparation of alcohols **19** and **20**. Monoprotected diol **19** (Scheme 5) was obtained in two steps from benzocyclobutanedione. Bis reduction of the ketones in the presence of NaBH<sub>4</sub> in MeOH followed by treatment of the corresponding crude diol in the presence of one equivalent of TBSCl furnished the desired compound **19** in yields ranging from 33 to 76% yield over two steps. Both alcohols **19** and **20**<sup>24</sup> were then linked together by sequential reaction with *i*Pr<sub>2</sub>SiCl<sub>2</sub> (Scheme 5).<sup>25</sup> Gratifyingly, silaketal **18** was obtained in 71% yield. The silicon tethered molecule **18** was then heated at 55 °C for 4 h in benzene. Unlike its intermolecular counterpart (Scheme 1; lactone **7**), silaketal **18** smoothly underwent the [4 + 2] cyclisation in a chemo-, regio- and diastereoselective manner. The desired tetracyclic spiro-lactone **21** was pleasingly obtained in 57% yield. We then demonstrated the compatibility of the strategy with the more hindered lactone **22** (Scheme 5). The cycloadduct **23** was obtained in 74% yield with total control of the

chemo-, regio- and diastereoselectivity. The relative configurations of **21** and **23** were unambiguously established based on NOESY NMR experiments and through X-ray crystallographic analysis of **23**<sup>26</sup> thus, confirming the *endo*-approach of the intramolecular cycloaddition reaction. Furthermore, we have shown that the chemoselectivity of the intermolecular approach could be overturned thanks to the silylated tether. Accordingly, when the benzocyclobutene is linked with an  $\alpha,\beta$ -unsubstituted lactone the sole product isolated resulted from the reaction onto the *exo*-cyclic double bond of the lactone. No naphthofuranone **5** was observed and the desired spiro lactone **25** was obtained in 28% isolated yield over two steps. While 10% of the cycloadduct arising from the *E*-isomer of the starting lactone **24** was observed in the crude <sup>1</sup>H NMR spectrum, none was observed after purification on silica gel. This is probably due to its instability and might explain why the diastereomer **25** was isolated as the sole product and in modest yield.

## Conclusion

In summary, a new highly diastereoselective and convergent approach towards the CDEF ring system of lactonamycinone has been reported. The key intermolecular Diels–Alder reaction between *trans*-1,2-disiloxybenzocyclobutene and the appropriate  $\gamma$ -alkylidenebutenolide allowed the concomitant formation of the fused spiro carbon together with the creation of three tertiary stereocentres with total control of the diastereoselectivity and in only 5 steps. In addition, an intramolecular cycloaddition using a disposable silicon tether to reach the desired spiro lactone moiety has also been developed when its intermolecular counterpart failed to give the desired spiro-cycloadduct (*i.e.* when  $\delta$ - or  $\beta,\delta$ -substituted were used).

## Experimental section

### Compounds (*Z*)-**8** and (*E*)-**8**

To a stirred solution of THF at  $-80\text{ }^{\circ}\text{C}$  was added a solution of *n*-BuLi (7.7 mL, 193 mmol, 1.1 equiv, 2.5 M in hexane). A pre-cooled solution of methyltetronate **9**<sup>19</sup> (2 g, 175 mmol, 1 equiv) in THF (35 mL) was then added dropwise at  $-80\text{ }^{\circ}\text{C}$ . After 20 min at  $-80\text{ }^{\circ}\text{C}$ , a pre-cooled solution of aldehyde **10**<sup>20</sup> (3.4 g, 175 mmol, 1 equiv) in THF (17 mL) was added to the mixture and allowed to warm at room temperature. After 2 hours, ice crush followed by diluted aqueous HCl were added to the mixture. The aqueous phase was extracted with Et<sub>2</sub>O. The combined organic phases were dried over Na<sub>2</sub>SO<sub>4</sub> and concentrated under vacuum. The crude product was then purified by flash chromatography (3 : 7 petroleum ether–ethyl acetate) to afford an inseparable 52 : 48 mixture of alcohol **11** (3.2 g) in 74% yield. To a stirred solution of alcohol **11** (1.14 g, 3.87 mmol, 1 equiv) in CH<sub>2</sub>Cl<sub>2</sub> (7 mL), was added triethylamine (1.61 mL, 11.6 mmol, 3 equiv) followed by mesylchloride (0.419 mL, 5.43 mmol, 1.4 equiv) were added dropwise. The mixture was heated at reflux overnight. The reaction was then quenched by addition of saturated aqueous solution of NH<sub>4</sub>Cl. The aqueous phase was extracted with CH<sub>2</sub>Cl<sub>2</sub>. The combined organic phases were dried over Na<sub>2</sub>SO<sub>4</sub> and concentrated under vacuum. The crude material was finally purified by flash chromatography

(8 : 2 petroleum ether–ether) to afford (598 mg, 56% yield) (*Z*)-**8** (404 mg) and (*E*)-**8** (194 mg) in 67/33 ratio. (*Z*)-**8**:  $\delta_{\text{H}}$  (400 MHz, CDCl<sub>3</sub>) 3.81 (3H, CH<sub>3</sub>), 3.92 (3H, CH<sub>3</sub>), 4.30 (2H, d,  $J = 6.8$  Hz, CH<sub>2</sub>), 4.46 (2H, s, CH<sub>2</sub>), 5.24 (1H, br s, CH), 5.59 (1H, t,  $J = 6.8$  Hz, CH), 6.88 (2H, d,  $J = 8.5$ ,  $2 \times \text{CH}_{\text{Ar}}$ ), 7.27 (2H, d,  $J = 8.5$  Hz,  $2 \times \text{CH}_{\text{Ar}}$ );  $\delta_{\text{C}}$  (75 MHz, CDCl<sub>3</sub>) 55.4 (CH<sub>3</sub>), 59.3 (CH<sub>3</sub>), 63.7 (CH<sub>2</sub>), 72.7 (CH<sub>2</sub>), 89.8 (CH), 106.5 (CH), 114.0 ( $2 \times \text{CH}_{\text{Ar}}$ ), 129.7 ( $2 \times \text{CH}_{\text{Ar}}$ ), 130.0 (C), 144.6 (C), 159.5 (C), 168.2 (C), 169.9 (C); HRMS found 277.1074 [M + H]<sup>+</sup>, C<sub>15</sub>H<sub>17</sub>O<sub>5</sub> requires 277.1071. (*E*)-**8**:  $\delta_{\text{H}}$  (400 MHz, CDCl<sub>3</sub>) 3.80 (3H, s, CH<sub>3</sub>), 3.88 (3H, s, CH<sub>3</sub>), 4.39 (2H, d,  $J = 7.6$ , CH<sub>2</sub>), 4.46 (2H, s, 1H, CH<sub>2</sub>), 5.30 (1H, br d,  $J = 1.3$  Hz, CH), 5.84 (1H, dt,  $J = 7.6$  and 1.3 Hz, CH), 6.88 (2H, d,  $J = 8.7$  Hz,  $2 \times \text{CH}_{\text{Ar}}$ ), 7.27 (2H, d,  $J = 8.7$  Hz,  $2 \times \text{CH}_{\text{Ar}}$ );  $\delta_{\text{C}}$  (100 MHz, CDCl<sub>3</sub>) 55.4 (CH<sub>3</sub>), 59.5 (CH<sub>3</sub>), 63.2 (CH<sub>2</sub>), 72.2 (CH<sub>2</sub>), 91.8 (CH), 111.8 (CH), 113.9 ( $2 \times \text{CH}_{\text{Ar}}$ ), 129.6 ( $2 \times \text{CH}_{\text{Ar}}$ ), 130.0 (C), 144.4 (C), 159.5 (C), 167.9 (C), 170.5 (C); HRMS found 277.1074 [M + H]<sup>+</sup>, C<sub>15</sub>H<sub>17</sub>O<sub>5</sub> requires 277.1071.

### Compound **12**

In a oven-dried Schlenk tube, *trans*-1,2-bis(*tert*-butyldimethylsilyloxy)-1,2-benzocyclobutene **1**<sup>21,22</sup> (326 mg, 0.89 mmol, 1.5 equiv) and butenolide (*Z*)-**8** (164 mg, 0.59 mmol, 1 equiv) were dissolved in benzene-D<sub>6</sub> (3.3 mL). The solution was degassed for 10 min at  $-80\text{ }^{\circ}\text{C}$  three times. The mixture was then heated at  $55\text{ }^{\circ}\text{C}$ . The reaction was followed by <sup>1</sup>H NMR and after disappearance of (*Z*)-**8** (3 days), the solvent was removed under vacuum. The crude product was purified by flash chromatography (8 : 2 petroleum ether–ethyl acetate) to give a separable 1 : 1 mixture (374 mg, 100%) of *exo*-**12** and *endo*-**12**. *endo*-**12**:  $\delta_{\text{H}}$  (400 MHz, C<sub>6</sub>D<sub>6</sub>) 0.03 (6H, s,  $2 \times \text{CH}_3$ ), 0.04 (3H, s, CH<sub>3</sub>), 0.37 (3H, s, CH<sub>3</sub>), 1.00 (9H, s,  $3 \times \text{CH}_3$ ), 1.04 (9H, s,  $3 \times \text{CH}_3$ ), 2.52–2.58 (1H, m, CH), 2.71 (3H, s, CH<sub>3</sub>), 3.32 (3H, s, CH<sub>3</sub>), 3.81 (3H, dd,  $J = 9$  and 3.0 Hz, CH<sub>2</sub>), 3.89–3.94 (1H, m, CH<sub>2</sub>), 4.40 (1H, d, CH<sub>2</sub>,  $J = 11.1$  Hz), 4.49 (1H, d, CH<sub>2</sub>,  $J = 11.1$  Hz), 4.75 (1H, s, C), 5.00 (1H, d,  $J = 10$  Hz, CH), 5.15 (1H, s, CH), 6.84 (2H, d,  $J = 8.7$  Hz,  $2 \times \text{CH}_{\text{Ar}}$ ), 7.21–7.28 (2H, m,  $2 \times \text{CH}_{\text{Ar}}$ ), 7.35 (2H, d,  $J = 8.7$  Hz,  $2 \times \text{CH}_{\text{Ar}}$ ), 7.62–7.63 (1H, m, CH<sub>Ar</sub>), 7.68–7.70 (1H, m, CH<sub>Ar</sub>);  $\delta_{\text{C}}$  (100 MHz, C<sub>6</sub>D<sub>6</sub>)  $-4.7$  (CH<sub>3</sub>),  $-4.6$  ( $2 \times \text{CH}_3$ ),  $-4.1$  (CH<sub>3</sub>), 18.4 (C), 18.5 (C), 26.1 ( $3 \times \text{CH}_3$ ), 26.2 ( $3 \times \text{CH}_3$ ), 48.6 (CH), 54.8 (CH<sub>3</sub>), 58.3 (CH<sub>3</sub>), 67.1 (CH<sub>2</sub>), 67.5 (CH), 72.1 (CH), 73.5 (CH<sub>2</sub>), 86.6 (C), 90.3 (CH), 114.1 ( $2 \times \text{CH}_{\text{Ar}}$ ), 123.5 (CH), 124.2 (CH), 127.1 (CH), 127.4 (CH), 130.2 ( $2 \times \text{CH}_{\text{Ar}}$ ), 130.9 (C), 135.6 (C), 140.1 (C), 159.9 (C), 171.6 (C), 182.4 (C); IR ( $\nu_{\text{max}}$ /cm<sup>-1</sup>): 2956, 2930, 2889, 2856, 1759, 1637, 1613, 1510, 1460, 1366, 1247, 1173, 1131, 1098, 1070, 1036 cm<sup>-1</sup>; MS:  $m/z$  (ESI<sup>+</sup>) 663 (M + Na)<sup>+</sup>; HRMS found 658.3588 [M + NH<sub>4</sub>]<sup>+</sup>, C<sub>35</sub>H<sub>56</sub>NO<sub>7</sub>Si<sub>2</sub> requires 658.3590. *exo*-**12**:  $\delta_{\text{H}}$  (400 MHz, C<sub>6</sub>D<sub>6</sub>)  $-0.12$  (3H, s, CH<sub>3</sub>),  $-0.01$  (3H, s, CH<sub>3</sub>), 0.06 (3H, s, CH<sub>3</sub>), 0.12 (3H, s, CH<sub>3</sub>), 0.99 (9H, s,  $3 \times \text{CH}_3$ ), 1.04 (9H, s,  $3 \times \text{CH}_3$ ), 3.02 (3H, s, CH<sub>3</sub>), 3.11–3.16 (1H, m, CH), 3.25–3.32 (2H, m, CH<sub>2</sub>), 3.27 (3H, s, CH<sub>3</sub>), 3.98 (1H, dd,  $J = 8.9$  and 3 Hz, CH<sub>2</sub>), 4.08 (1H, d, CH<sub>2</sub>,  $J = 11$  Hz, H<sub>9</sub>), 4.38 (1H, d, CH<sub>2</sub>,  $J = 11$  Hz), 4.82 (1H, s, CH), 4.94 (1H, s, CH), 5.11 (1H, d,  $J = 6.8$  Hz, CH), 6.75 (2H, d,  $J = 8.7$  Hz,  $2 \times \text{CH}_{\text{Ar}}$ ), 7.20 (2H, d,  $J = 8.7$  Hz,  $2 \times \text{CH}_{\text{Ar}}$ ), 7.26–7.37 (2H, m, CH<sub>Ar</sub>), 7.64 (1H, br d,  $J = 6.8$  Hz, CH<sub>Ar</sub>),

7.77 (1H, br d,  $J = 7.5$  Hz,  $\text{CH}_{\text{Ar}}$ );  $\delta_{\text{C}}$  (100 MHz,  $\text{C}_6\text{D}_6$ )  $-5.5$  ( $\text{CH}_3$ ),  $-5.0$  ( $\text{CH}_3$ ),  $-4.8$  ( $\text{CH}_3$ ),  $-4.3$  ( $\text{CH}_3$ ),  $18.4$  (C),  $18.6$  (C),  $26.0$  ( $6 \times \text{CH}_3$ ),  $47.3$  (CH),  $54.7$  ( $\text{CH}_3$ ),  $58.5$  ( $\text{CH}_3$ ),  $66.1$  ( $\text{CH}_2$ ),  $67.6$  (CH),  $68.7$  (CH),  $73.4$  ( $\text{CH}_2$ ),  $86.0$  (C),  $91.0$  (CH),  $113.9$  ( $2 \times \text{CH}_{\text{Ar}}$ ),  $122.8$  (CH),  $124.7$  (CH),  $127.5$  (CH),  $127.6$  (CH),  $130.2$  ( $2 \times \text{CH}_{\text{Ar}}$ ),  $131.1$  (C),  $136.0$  (C),  $137.9$  (C),  $159.6$  (C),  $171.1$  (C),  $180.8$  (C, C2); IR ( $\nu_{\text{max}}/\text{cm}^{-1}$ ) 2952, 2930, 2888, 2857, 1756, 1641, 1515, 1471, 1461, 1360, 1247, 1192, 1171, 1131, 1071, 1031; MS:  $m/z$  (ESI+) 663 ( $\text{M} + \text{Na}$ )<sup>+</sup>; HRMS found 658.3589 [ $\text{M} + \text{NH}_4$ ]<sup>+</sup>,  $\text{C}_{35}\text{H}_{56}\text{NO}_7\text{Si}_2$  requires 658.3590.

### Compound endo-13

In an oven-dried Schlenk tube, *trans*-1,2-bis(*tert*-butyldimethylsilyloxy)-1,2-benzocyclobutene **1** (253 mg, 0.69 mmol, 1.5 equiv) and butenolide (*E*)-**8** (128 mg, 0.46 mmol, 1 equiv) were dissolved in benzene- $d_6$  (2.6 mL). The solution was degassed for 10 min at  $-80$  °C three times. The mixture was then heated at 55 °C. The reaction was followed by  $^1\text{H}$  NMR and after disappearance of (*E*)-**8** (3 days), the solvent was removed under vacuum. The crude product was purified by flash chromatography (9:1 petroleum ether–ethyl acetate) to give *endo*-**13** (269 mg, 100%).  $\delta_{\text{H}}$  (400 MHz,  $\text{C}_6\text{D}_6$ ) 0.03 (3H, s,  $\text{CH}_3$ ), 0.05 (3H, s,  $\text{CH}_3$ ), 0.6 (3H, s,  $\text{CH}_3$ ), 0.34 (3H, s,  $\text{CH}_3$ ), 0.95 (9H, s,  $3 \times \text{CH}_3$ ), 1.04 (9H, s,  $3 \times \text{CH}_3$ ), 2.9 (3H, s,  $\text{CH}_3$ ), 3.01–3.06 (1H, m,  $\text{CH}_2$ ), 3.11–3.16 (1H, m, CH), 3.30 (3H, s,  $\text{CH}_3$ ), 3.88 (1H, dd,  $J = 9.8$  and 3.5 Hz,  $\text{CH}_2$ ), 4.02 (1H, d,  $\text{CH}_2$ ,  $J = 11.8$  Hz), 4.07 (1H, d,  $\text{CH}_2$ ,  $J = 11.8$  Hz), 4.86 (1H, s, CH), 5.24 (1H, br s, CH), 5.32 (1H, d,  $J = 5.3$  Hz, CH), 6.76 (2H, d,  $J = 8.5$  Hz,  $2 \times \text{CH}_{\text{Ar}}$ ), 7.07 (2H, d,  $J = 8.5$  Hz,  $2 \times \text{CH}_{\text{Ar}}$ ), 7.20–7.27 (2H, m,  $2 \times \text{CH}_{\text{Ar}}$ ), 7.66 (1H, br d,  $J = 5.5$  Hz,  $\text{CH}_{\text{Ar}}$ ), 7.72 (1H, br d,  $J = 5.8$  Hz,  $\text{CH}_{\text{Ar}}$ );  $\delta_{\text{H}}$  (400 MHz,  $\text{CDCl}_3$ ) 0.07 (3H, s,  $\text{CH}_3$ ), 0.17 (3H, s,  $\text{CH}_3$ ), 0.18 (3H, s,  $\text{CH}_3$ ), 0.19 (3H, s,  $\text{CH}_3$ ), 0.96 (9H, s,  $3 \times \text{CH}_3$ ), 0.98 (9H, s,  $3 \times \text{CH}_3$ ), 2.69–2.76 (1H, m,  $\text{CH}_2$ ), 2.81–2.87 (1H, m, CH), 3.52 (3H, s,  $\text{CH}_3$ ), 3.65 (1H, dd,  $J = 9.6$  and 2.8 Hz,  $\text{CH}_2$ ), 4.15 (3H, s,  $\text{CH}_3$ ), 4.15 (2H, s,  $\text{CH}_2$ ), 4.96 (1H, br s, CH), 4.98 (1H, br s, CH), 5.08 (1H, d,  $J = 5.1$  Hz, CH), 6.80 (2H, d,  $J = 8.5$  Hz,  $2 \times \text{CH}_{\text{Ar}}$ ), 7.08 (2H, d,  $J = 8.5$  Hz,  $2 \times \text{CH}_{\text{Ar}}$ ), 7.29–7.32 (2H, m,  $2 \times \text{CH}_{\text{Ar}}$ ), 7.40–7.46 (2H, m,  $2 \times \text{CH}_{\text{Ar}}$ );  $\delta$  (75 MHz,  $\text{CDCl}_3$ )  $\delta$   $-5.0$  ( $\text{CH}_3$ ),  $-4.9$  ( $\text{CH}_3$ ),  $-4.8$  ( $\text{CH}_3$ ),  $-4.7$  ( $\text{CH}_3$ ), 18.1 (C), 18.2 (C), 25.8 ( $3 \times \text{CH}_3$ ), 25.9 ( $3 \times \text{CH}_3$ ), 52.0 (CH), 55.2 ( $\text{CH}_3$ ), 58.8 ( $\text{CH}_3$ ), 64.7 ( $\text{CH}_2$ ), 66.6 (CH), 71.6 (CH), 72.1 ( $\text{CH}_2$ ), 88.1 (C), 90.0 (CH), 113.6 ( $2 \times \text{CH}_{\text{Ar}}$ ), 122.3 (CH), 123.1 (CH), 126.7 (CH), 126.8 (CH), 128.5 ( $2 \times \text{CH}_{\text{Ar}}$ ), 130.4 (C), 134.6 (C), 138.3 (C), 158.9 (C), 172.3 (C), 182.9 (C); MS:  $m/z$  (ESI+) 664 ( $\text{M} + \text{Na}$ )<sup>+</sup>; HRMS found 641.3327 [ $\text{M} + \text{H}$ ]<sup>+</sup>,  $\text{C}_{35}\text{H}_{53}\text{O}_7\text{Si}_2$  requires 641.3324.

### Compound 14

To a stirred solution of *endo*-**13** (260 mg, 0.405 mmol, 1 equiv) in 10.5 mL of 5% aqueous  $\text{CH}_2\text{Cl}_2$  was added at 0 °C DDQ (102 mg, 0.446 mmol, 1.1 equiv). After 1 hour at 0 °C the solution was stirred at room temperature until disappearance of starting material (1 hour) then filtered through a pad of florisil and celite then concentrated. The crude product was purified by flash chromatography (8:2 petroleum ether–ethyl acetate) to give **14** (199 mg, 94%). mp 209 °C;  $\delta_{\text{H}}$  (400 MHz,  $\text{CDCl}_3$ ) 0.07

(3H, s,  $\text{CH}_3$ ), 0.17 (3H, s,  $\text{CH}_3$ ), 0.19 (3H, s,  $\text{CH}_3$ ), 0.23 (3H, s,  $\text{CH}_3$ ), 0.96 (9H, s,  $3 \times \text{CH}_3$ ), 1.02 (9H, s,  $3 \times \text{CH}_3$ ), 2.67 (1H, m, OH), 2.82 (1H, dt,  $J = 8.3$  and 5.5 Hz, CH), 3.18 (1H, dd,  $J = 11.6$  and 4.8 Hz,  $\text{CH}_2$ ), 3.50 (1H, dd,  $J = 11.6$  and 8.3 Hz,  $\text{CH}_2$ ), 3.58 (3H, s,  $\text{CH}_3$ ), 4.89 (1H, s, CH), 5.03 (1H, s, CH), 5.21 (1H, d, CH,  $J = 5.5$  Hz, H7), 7.30–7.37 (2H, m,  $2 \times \text{CH}_{\text{Ar}}$ ), 7.41–7.48 (2H, m,  $2 \times \text{CH}_{\text{Ar}}$ );  $\delta_{\text{C}}$  (75 MHz,  $\text{CDCl}_3$ )  $-5.0$  ( $\text{CH}_3$ ),  $-4.9_3$  ( $\text{CH}_3$ ),  $-4.8_7$  ( $\text{CH}_3$ ),  $-4.8$  ( $\text{CH}_3$ ), 18.1 (C), 18.3 (C), 25.9 ( $6 \times \text{CH}_3$ ), 52.8 (CH), 58.9 ( $\text{CH}_3$ ), 60.6 ( $\text{CH}_2$ ), 69.1 (CH), 71.3 (CH), 88.6 (C), 90.6 (CH), 122.8 ( $\text{CH}_{\text{Ar}}$ ), 123.5 ( $\text{CH}_{\text{Ar}}$ ), 126.9 ( $\text{CH}_{\text{Ar}}$ ), 127.0 ( $\text{CH}_{\text{Ar}}$ ), 134.3 ( $\text{C}_{\text{Ar}}$ ), 137.5 ( $\text{C}_{\text{Ar}}$ ), 171.9 (C), 181.9 (C); IR ( $\nu_{\text{max}}/\text{cm}^{-1}$ ) 3451, 2952, 2929, 2888, 2857, 1738, 1628, 1471, 1459, 1252, 1185, 1130, 1068, 1049; MS:  $m/z$  (ESI+) 543 ( $\text{M} + \text{Na}$ )<sup>+</sup>; HRMS found 521.2747 [ $\text{M} + \text{H}$ ]<sup>+</sup>,  $\text{C}_{27}\text{H}_{45}\text{O}_6\text{Si}_2$  requires 521.2749.

### Compound 15

A solution of **14** (145 mg, 0.279 mmol, 1 equiv),  $\text{NEt}_3$  (116  $\mu\text{L}$ , 0.837 mmol, 3 equiv) in  $\text{CHCl}_3$  (15 mL) was stirred at room temperature. After disappearance of the starting material (3 days), the solvent was removed under vacuum and the crude product was purified by flash chromatography (9:1 petroleum ether–ethyl acetate) to afford **15** (131 mg, 90%).  $\delta_{\text{H}}$  (400 MHz,  $\text{CDCl}_3$ ) 0.09 (3H, s,  $\text{CH}_3$ ), 0.17 (3H, s,  $\text{CH}_3$ ), 0.19 (3H, s,  $\text{CH}_3$ ), 0.20 (3H, s,  $\text{CH}_3$ ), 0.99 (9H, s,  $3 \times \text{CH}_3$ ), 1.03 (9H, s,  $3 \times \text{CH}_3$ ), 2.75 (1H, d,  $J = 16.8$  Hz,  $\text{CH}_2$ ), 2.81 (1H, d,  $J = 16.8$  Hz,  $\text{CH}_2$ ), 2.88 (3H, s,  $\text{CH}_3$ ), 3.13–3.19 (1H, m, CH), 3.30–3.35 (1H, m,  $\text{CH}_2$ ), 4.03–4.08 (1H, m,  $\text{CH}_2$ ), 4.94 (1H, br s, CH), 5.02 (1H, d,  $J = 6.5$  Hz, CH), 7.26–7.39 (2H, m,  $2 \times \text{CH}_{\text{Ar}}$ ), 7.39–7.46 (2H, m,  $2 \times \text{CH}_{\text{Ar}}$ );  $\delta_{\text{C}}$  (75 MHz,  $\text{CDCl}_3$ )  $-4.9$  ( $\text{CH}_3$ ),  $-4.8_3$  ( $\text{CH}_3$ ),  $-4.7_7$  ( $\text{CH}_3$ ),  $-4.6$  ( $\text{CH}_3$ ), 18.3 ( $2 \times \text{C}$ ), 25.9 ( $3 \times \text{CH}_3$ ), 26.2 ( $3 \times \text{CH}_3$ ), 39.1 ( $\text{CH}_2$ ), 50.5 ( $\text{CH}_3$ ), 51.5 (CH), 67.1 (CH), 68.8 ( $\text{CH}_2$ ), 70.8 (CH), 95.9 (C), 112.3 (C), 123.2 ( $\text{CH}_{\text{Ar}}$ ), 123.7 ( $\text{CH}_{\text{Ar}}$ ), 126.3 ( $\text{CH}_{\text{Ar}}$ ), 126.6 ( $\text{CH}_{\text{Ar}}$ ), 135.6 ( $\text{C}_{\text{Ar}}$ ), 136.2 ( $\text{C}_{\text{Ar}}$ ), 172.6 (C); IR ( $\nu_{\text{max}}/\text{cm}^{-1}$ ) 2954, 2930, 2888, 2857, 1791, 1472, 1461, 1251, 1211, 1182, 1126, 1076, 1061, 1013; MS:  $m/z$  (ESI+) 543 ( $\text{M} + \text{Na}$ )<sup>+</sup>; HRMS found 538.3011 [ $\text{M} + \text{NH}_4$ ]<sup>+</sup>,  $\text{C}_{27}\text{H}_{48}\text{NO}_6\text{Si}_2$  requires 538.3015.

### Compound 16

In an oven-dried flask, **15** (130 mg, 0.25 mmol, 1 equiv) was dissolved in THF (8 mL). At 0 °C, a TBAF solution (0.625 mL, 0.625 mmol, 1M in THF, 2.5 equiv) was added dropwise. The solution was stirred at room temperature and after completion of the reaction (1 hour), the mixture was quenched with aqueous saturated  $\text{NaHCO}_3$  solution. The aqueous layer was extracted with EtOAc. The combined organic phases were dried over  $\text{Na}_2\text{SO}_4$  then concentrated under vacuum. The crude product was purified by flash chromatography (1:1 petroleum ether–ethyl acetate) to give the diol **16** (53 mg, 73%). mp 251 °C;  $\delta_{\text{H}}$  (400 MHz,  $\text{CDCl}_3$ ) 2.87 (1H, d,  $J = 17.6$  Hz,  $\text{CH}_2$ ), 2.96 (1H, d,  $J = 17.6$  Hz,  $\text{CH}_2$ ), 3.16 (3H, s,  $\text{CH}_3$ ), 3.18–3.21 (1H, m, CH), 3.46 (1H, br d,  $J = 8.3$  Hz, OH), 3.51–3.56 (1H, m,  $\text{CH}_2$ ), 4.23–4.27 (1H, m,  $\text{CH}_2$ ), 4.88 (1H, br d,  $J = 8.3$  Hz) 5.07 (1H, d,  $J = 6.3$  Hz, CH), 7.36–7.38 (2H, m,  $2 \times \text{CH}_{\text{Ar}}$ ), 7.48–7.52 (2H, m,  $2 \times \text{CH}_{\text{Ar}}$ );  $\delta_{\text{C}}$  (75 MHz,  $\text{CDCl}_3/\text{MeOD}$ ) 38.8 ( $\text{CH}_2$ ),

49.8 (CH<sub>3</sub>), 50.8 (CH), 65.1 (CH), 68.5 (CH<sub>2</sub>), 69.6 (CH), 96.5 (C), 112.0 (C), 122.2 (CH<sub>Ar</sub>), 122.5 (CH<sub>Ar</sub>), 126.0 (CH<sub>Ar</sub>), 126.4 (CH<sub>Ar</sub>), 135.2 (C<sub>Ar</sub>), 135.7 (C<sub>Ar</sub>), 173.5 (C); IR ( $\nu_{\max}/\text{cm}^{-1}$ ) 3484, 3411, 2988, 2934, 2892, 1768, 1458, 1412, 1281, 1262, 1249, 1228, 1188, 1140, 1099, 1063, 1048, 1033, 1007; MS:  $m/z$  (ESI<sup>+</sup>) 315 (M + Na)<sup>+</sup>; HRMS found 293.1019 [M + H]<sup>+</sup>, C<sub>15</sub>H<sub>17</sub>O<sub>6</sub> requires 293.1020.

### Compound 17

To a solution of diol **16** (16 mg, 0.055 mmol, 1 equiv) in CH<sub>2</sub>Cl<sub>2</sub> (7 mL), under argon, at 0 °C, was added Dess–Martin periodinane (232 mg, 0.55 mmol, 10 equiv). The reaction mixture was stirred at room temperature and monitored by TLC. After disappearance of the starting material, the mixture was poured into (1/1) mixture of saturated aqueous solution of Na<sub>2</sub>S<sub>2</sub>O<sub>3</sub> and saturated aqueous solution of NaHCO<sub>3</sub> (25 mL) and shaken vigorously for 5 min. The aqueous layer was extracted with CH<sub>2</sub>Cl<sub>2</sub>. The combined organic layers were washed with a saturated aqueous NaHCO<sub>3</sub> solution, saturated aqueous NaCl, dried over Na<sub>2</sub>SO<sub>4</sub>, dried over Na<sub>2</sub>SO<sub>4</sub> and concentrated under vacuum to give the crude product **17** (16 mg, 100%).  $\delta_{\text{H}}$  (400 MHz, CDCl<sub>3</sub>) 2.92 (1H, d,  $J$  = 16.8 Hz, CH<sub>2</sub>), 2.99 (1H, d,  $J$  = 16.8 Hz, CH<sub>2</sub>), 3.17 (3H, s, CH<sub>3</sub>), 3.80 (1H, dd,  $J$  = 8.0 and 3.8 Hz, CH), 4.54 (1H, m, CH<sub>2</sub>), 4.75 (1H, dd,  $J$  = 9.0 and 3.8 Hz, CH<sub>2</sub>), 7.80–7.85 (2H, m, 2 × CH<sub>Ar</sub>), 8.14–8.21 (2H, m, 2 × CH<sub>Ar</sub>);  $\delta_{\text{C}}$  (75 MHz, CDCl<sub>3</sub>) 36.6 (CH<sub>2</sub>), 52.6 (CH), 53.7 (CH<sub>3</sub>), 70.4 (CH<sub>2</sub>), 90.7 (C), 113.4 (C), 127.4 (CH<sub>Ar</sub>), 127.7 (CH<sub>Ar</sub>), 134.2 (C<sub>Ar</sub>), 135.0 (CH<sub>Ar</sub>), 135.3 (C<sub>Ar</sub>), 135.4 (CH<sub>Ar</sub>), 171.4 (C), 189.3 (C), 191.9 (C); IR ( $\nu_{\max}/\text{cm}^{-1}$ ) 2958, 2919, 2850, 1730, 1711, 1668, 1641, 1591, 1563, 1437, 1340, 1328, 1306, 1258, 1245, 1175, 1140, 1087, 1015; HRMS found 306.0971 [M + NH<sub>4</sub>]<sup>+</sup>, C<sub>15</sub>H<sub>16</sub>NO<sub>6</sub> requires 306.0972.

### Compound 19

To a stirred solution of diketone<sup>21</sup> (500 mg, 3.78 mmol) in methanol (50 mL) at 0 °C was added sodium borohydride (143 mg, 3.78 mmol) portionwise (10 mg per 10 min). After 1 hour, the solvent was removed under vacuum at 0 °C. The crude product (370 mg) was dissolved in DCM (0.1 M) and cooled to 0 °C. Imidazole (157 mg, 2.312 mmol, 0.85 equiv) dissolved in 20 mL of DCM was added *via* a syringe pump (3.6 mL h<sup>-1</sup>). After one night at 0 °C, the reaction was quenched by adding water. The aqueous layer was extracted with DCM and the organic phases were dried over Na<sub>2</sub>SO<sub>4</sub> and the solvent removed under high vacuum. The crude product was purified by flash chromatography (7 : 3: EP–Et<sub>2</sub>O) to give the monoprotected benzocyclobutenediol **19** in variable amount (33–76%).  $\delta_{\text{H}}$  (300 MHz, CDCl<sub>3</sub>) 0.2 (6H, s, 2 × CH<sub>3</sub>), 0.97 (9H, s, 3 × CH<sub>3</sub>), 2.33 (1H, OH), 4.92 (1H, s, CH), 4.93 (1H, s, CH), 7.27–7.36 (4H, m, 4 × CH<sub>Ar</sub>);  $\delta_{\text{C}}$  (75 MHz, CDCl<sub>3</sub>) –4.5 (2 × CH<sub>3</sub>), 18.4 (C), 26.0 (3 × CH<sub>3</sub>), 79.9 (2 × CH), 123.4 (2 × CH<sub>Ar</sub>), 129.6 (CH<sub>Ar</sub>), 129.9 (CH<sub>Ar</sub>), 143.3 (C<sub>Ar</sub>), 144.3 (C<sub>Ar</sub>); MS:  $m/z$  273 [M + Na]<sup>+</sup>; HRMS found 251.1462 [M + H]<sup>+</sup>, C<sub>14</sub>H<sub>23</sub>O<sub>2</sub>Si requires 251.1462.

### Compound 20

To a stirred solution of the  $\gamma$ -butenolide<sup>27</sup> (400 mg, 1.57 mmol, 1 equiv) in anhydrous THF (8.2 mL) at 0 °C was added a solution of HF-pyridine (121  $\mu$ L, 70% in pyridine, 4.72 mmol, 3 equiv). The reaction was stirred at room temperature and followed by TLC. After disappearance of the starting material, the reaction was quenched with a saturated aqueous solution of NaHCO<sub>3</sub>. The aqueous phase was extracted with ether and the combined organics layers were dried over anhydrous MgSO<sub>4</sub>, filtered and concentrated *in vacuo*. The resulting crude product was purified by flash chromatography on silica gel (petroleum ether–ethyl acetate 1 : 1) to give **20** (157 mg, 71%).  $\delta_{\text{H}}$  (400 MHz, C<sub>6</sub>D<sub>6</sub>) 1.27 (3H, d,  $J$  = 1.3 Hz, CH<sub>3</sub>), 4.23 (2H, d,  $J$  = 6.8 Hz, CH<sub>2</sub>), 4.94 (1H, CH, td,  $J$  = 6.8 and 0.8 Hz, CH), 5.32 (1H, m, CH);  $\delta_{\text{C}}$  (100 MHz, C<sub>6</sub>D<sub>6</sub>) 10.9 (CH<sub>3</sub>), 57.3 (CH<sub>2</sub>), 110.5 (CH), 117.1 (CH), 150.4 (C), 154.6 (C), 168.5 (C); MS:  $m/z$  (ESI<sup>+</sup>) 163 (M + Na)<sup>+</sup>.

### Compound 21

To a stirred solution of CH<sub>2</sub>Cl<sub>2</sub> (0.6 mL), imidazole (38 mg, 0.56 mmol, 5 equiv) and iPr<sub>2</sub>SiCl<sub>2</sub> (20  $\mu$ L, 0.11 mmol, 1 equiv) was added dropwise and at room temperature **19** (28 mg, 0.11 mmol, 1 equiv) in CH<sub>2</sub>Cl<sub>2</sub> (0.35 mL). After disappearance of **20** (5 min), lactone **20** (16 mg, 0.11 mmol, 1 equiv) was added to the mixture. The reaction was stirred for 15 min, then quenched with a saturated aqueous solution of NH<sub>4</sub>Cl. The aqueous layer was extracted with CH<sub>2</sub>Cl<sub>2</sub>. The combined organic phase were dried over Na<sub>2</sub>SO<sub>4</sub> and concentrated under vacuum. The crude product was purified by flash chromatography (petroleum ether–diethylether 85 : 15) to give **18** (40 mg, 71%).  $\delta_{\text{H}}$  (300 MHz, CDCl<sub>3</sub>) 0.19 (6H, s, 2 × CH<sub>3</sub>), 0.94 (9H, s, 2 × CH<sub>3</sub>), 1.02–1.06 (3H, m, CH<sub>3</sub>), 1.09–1.16 (11H, m, 3 × CH<sub>3</sub> and CH), 2.10 (3H, br s, CH<sub>3</sub>), 4.69 (2H, d,  $J$  = 6.3 Hz, CH<sub>2</sub>), 5.00 (1H, br s, CH), 5.11 (1H, br s, CH<sub>3</sub>), 5.40 (1H, t,  $J$  = 6.3 Hz, CH), 5.93 (1H, br s, CH<sub>3</sub>), 7.24–7.34 (4H, m, CH<sub>Ar</sub>); MS:  $m/z$  (ESI<sup>+</sup>) 525 [M + Na]<sup>+</sup>.

The <sup>1</sup>H NMR revealed the formation of the cycloadduct **18**. Thus, no more characterisation was made on this kind of product.

In Schlenk tube, **18** (40 mg) was heated (55 °C) in degassed C<sub>6</sub>D<sub>6</sub> (2 mL) for 4 hours. The solution was then concentrated and purified by flash chromatography (petroleum ether–diethylether 85 : 15) to give **21** (23 mg, 57%).  $\delta_{\text{H}}$  (400 MHz, C<sub>6</sub>D<sub>6</sub>) –0.03 (3H, s, CH<sub>3</sub>), 0.20 (3H, s, CH<sub>3</sub>), 0.96 (9H, s, 3 × CH<sub>3</sub>), 1.06 (3H, br s, CH<sub>3</sub>), 1.08–1.13 (14H, m, 4 × CH<sub>3</sub> and 2 × CH), 1.96 (1H, td,  $J$  = 10.5 and 3.5 Hz, CH), 3.87 (1H, dd,  $J$  = 11.5 and 3.5 Hz, CH<sub>2</sub>), 4.40 (1H, t,  $J$  = 11.5 Hz, CH<sub>2</sub>), 4.91 (1H, s, CH), 5.13 (1H, d,  $J$  = 10.5 Hz, CH), 5.33 (1H, br s, CH), 7.17–7.27 (2H, m, 2 × CH<sub>Ar</sub>), 7.55 (1H, d,  $J$  = 7.5 Hz, CH<sub>Ar</sub>), 7.84 (1H, d,  $J$  = 7.5 Hz, CH<sub>Ar</sub>);  $\delta_{\text{C}}$  (100 MHz, CDCl<sub>3</sub>)  $\delta$  = –4.8 (CH<sub>3</sub>), –4.7 (CH<sub>3</sub>), 12.4 (CH<sub>3</sub>), 13.5 (2 × CH), 16.9 (CH<sub>3</sub>), 17.0 (CH<sub>3</sub>), 17.2 (CH<sub>3</sub>), 17.3 (CH<sub>3</sub>), 18.4 (C), 21.1 (3 × CH<sub>3</sub>), 47.7 (CH), 63.4 (CH<sub>2</sub>), 71.2 (CH), 71.7 (CH), 77.8 (CH), 90.9 (C), 118.5 (CH), 122.7 (CH), 123.5 (CH), 127.4 (CH), 127.8 (CH), 127.9 (CH), 134.7 (C), 140.1 (C), 168.3 (C), 171.0 (C); IR ( $\nu_{\max}/\text{cm}^{-1}$ ) 2953, 2928, 2861, 1771, 1463, 1261, 1133, 1071; MS  $m/z$  (ESI<sup>+</sup>) 525 [M + Na]<sup>+</sup>; HRMS found 520.2907 [M + NH<sub>4</sub>]<sup>+</sup>, C<sub>27</sub>H<sub>46</sub>NO<sub>5</sub>Si<sub>2</sub> requires 520.2909.

**Compound 22**

A dry Schlenk tube equipped with a Teflon-coated magnetic stirrer was charged with anhydrous  $K_2CO_3$  (1.3 g, 9.40 mmol, 2 equiv) and (*Z*)- $\alpha,\beta$ -unsaturated- $\beta$ -iodide acid (1 g, 4.70 mmol, 1 equiv). The mixture vessel was evacuated and backfilled with argon. Then freshly distilled DMF (15 mL) was added and the suspension was stirred for 15 min at room temperature. The mixture was degassed at 0 °C for 5 min and backfilled with argon. After reaching room temperature, the alkyne (0.461 g, 4.70 mmol, 1 equiv) and CuI (0.9 g, 4.70 mmol, 1 equiv) were added. The Schlenk tube was sealed and then placed in a preheated oil bath at 55 °C. Stirring was allowed for 4 hours. Then, the mixture was placed in an ice bath and a saturated aqueous solution of  $NH_4Cl$  was added. Stirring at 0 °C was allowed for 10 min at which time the reaction mixture was diluted with ether and filtered through a short pad of Celite. The filtrate was washed with brine and the organic layer was dried over anhydrous  $MgSO_4$ , filtered and concentrated *in vacuo* to yield the expected  $\gamma$ -butyrolactone **22** (700 mg, 88% yield) which was engaged in the next step without further purifications.  $\delta_H$  (400 MHz,  $C_6D_6$ ) 1.20 (3H, br d,  $J = 1.0$  Hz,  $CH_3$ ), 1.36 (6H, s,  $2 \times CH_3$ ), 5.02 (1H, s, CH), 5.24 (1H, m, CH);  $\delta_C$  (100 MHz,  $C_6D_6$ ) 11.0 ( $CH_3$ ), 30.2 ( $2 \times CH_3$ ), 70.3 (C), 116.0 (CH), 118.7 (CH), 148.5 (C), 155.1 (C), 168.0 (C); IR ( $\nu_{max}/cm^{-1}$ ) 3429, 2976, 2932, 2873, 1745, 1664, 1608, 1362, 1341, 1310, 1220, 1135, 1037; HRMS found 186.1129 [ $M + NH_4^+$ ],  $C_9H_{16}NO_3$  requires 186.1125.

**Compound 23**

To a stirred solution of **22** (17 mg, 0.1 mmol, 1 equiv) in  $CH_2Cl_2$  (0.5 mL) was added at room temperature imidazole (34 mg, 0.5 mmol, 5 equiv) followed by  $iPr_2SiCl_2$  (17.4  $\mu L$ , 0.1 mmol, 1 equiv) after complete dissolution of imidazole. After disappearance of **22** (2 hours), **19** (25 mg, 0.1 mmol, 1 equiv) in  $CH_2Cl_2$  (0.3 mL) was added to the mixture. The reaction was stirred for 15 min, then quenched with a saturated aqueous solution of  $NH_4Cl$ . The aqueous layer was extracted with  $CH_2Cl_2$ . The combined organic phase were dried over  $Na_2SO_4$  and concentrated under vacuum. The crude product was purified by flash chromatography (petroleum ether–diethylether 8 : 2) to give the silicon tethered (23 mg, 43%). In Schlenk tube, the silicon tethered (23 mg) was heated (55 °C) in degassed  $C_6D_6$  (1 mL) for 4 hours. The solution was then concentrated and purified by flash chromatography (petroleum ether–diethylether 85 : 15) to give **23** (17 mg, 74%). mp 161 °C;  $\delta_H$  (400 MHz,  $C_6D_6$ ) 0.04 (3H, s,  $CH_3$ ), 0.34 (3H, s,  $CH_3$ ), 0.91 (3H, br s,  $CH_3$ ), 1.00–1.07 (7H, m,  $2 \times CH_3$  and CH), 1.03 (9H, s,  $3 \times CH_3$ ), 1.15–1.18 (7H, m,  $2 \times CH_3$  and CH), 1.34 (3H, s,  $CH_3$ ), 1.73 (3H, s,  $CH_3$ ), 2.12 (1H, d,  $J = 10.5$  Hz, CH), 4.85 (1H, s, CH), 5.16 (1H, d,  $J = 10.5$  Hz, CH), 5.43 (1H, br s, CH), 7.18 (1H, t,  $J = 7.5$  Hz,  $CH_{Ar}$ ), 7.24 (1H, t,  $J = 7.5$  Hz,  $CH_{Ar}$ ), 7.53 (1H, d,  $J = 7.5$  Hz,  $CH_{Ar}$ ), 7.84 (1H, d,  $J = 7.5$  Hz,  $CH_{Ar}$ );  $\delta_C$  (100 MHz,  $CDCl_3$ ) -5.02 ( $CH_3$ ), -4.6 ( $CH_3$ ), 13.3 (CH), 13.9 ( $CH_3$ ), 14.2 (CH), 17.1<sub>6</sub> ( $CH_3$ ), 17.2 ( $CH_3$ ), 17.4 ( $CH_3$ ), 17.5 ( $CH_3$ ), 18.5 (C), 26.2 ( $4 \times CH_3$ ), 31.5 ( $CH_3$ ), 55.0 (CH), 68.5 (CH), 71.5 (CH), 76.8 (CH), 90.2 (C), 119.5 (CH), 123.3 (CH), 123.4 (CH), 127.3 (CH), 128.1 (CH), 134.3 (C), 139.5

(C), 169.5 (C), 171.6 (C); IR ( $\nu_{max}/cm^{-1}$ ) 2933, 2891, 2863, 1756, 1645, 1465, 1348, 1253, 1201, 1133, 1073, 1028, 1016; MS  $m/z$  (ESI+) 553 [ $M + Na$ ]<sup>+</sup>; HRMS found 531.2957 [ $M + H$ ]<sup>+</sup>,  $C_{29}H_{47}O_5Si_2$  requires 531.2957.

**Compound 24**

To a stirred solution of the  $\gamma$ -butenolide<sup>27</sup> (500 mg, 2.08 mmol, 1 equiv) in anhydrous THF (11 mL) at 0 °C was added a solution of HF-pyridine (76  $\mu L$ , 70% in pyridine, 4.17 mmol, 2 equiv). The reaction was stirred at room temperature and followed by TLC. After disappearance of the starting material, the reaction was quenched with a saturated aqueous solution of  $NaHCO_3$ . The aqueous phase was extracted with ether and the combined organics layers were dried over anhydrous  $MgSO_4$ , filtered and concentrated *in vacuo*. The resulting crude product was purified by flash chromatography on silica gel (petroleum ether–ethyl acetate 1 : 1) to give **24** (200 mg, 76%) as a 9 : 1 mixture of diastereomers.  $\delta_H$  (400 MHz,  $C_6D_6$ ) 4.06 (2H, d,  $J = 6.8$  Hz,  $CH_2$ ), 4.72 (1H, t,  $J = 6.8$  Hz, CH), 5.44 (1H, d,  $J = 5.3$  Hz, CH), 6.16 (1H, d,  $J = 5.3$  Hz, CH);  $\delta_C$  (100 MHz,  $C_6D_6$ ) 57.2 ( $CH_2$ ), 114.2 (CH), 120.1 (CH), 143.1 (C), 149.2 (C), 168.8 (C); IR ( $\nu_{max}/cm^{-1}$ ) 3347, 2954, 2922, 2854, 1774, 1747, 1677, 1463, 1118, 1065; HRMS found 127.0389 [ $M + H$ ]<sup>+</sup>,  $C_6H_7O_3$  requires 127.0390.

**Compound 25**

To a stirred solution of  $CH_2Cl_2$  (1.6 mL), imidazole (108 mg, 2.55 mmol, 5 equiv) and  $iPr_2SiCl_2$  (58  $\mu L$ , 0.32 mmol, 1 equiv) was added dropwise and at room temperature **19** (80 mg, 0.32 mmol, 1 equiv) in  $CH_2Cl_2$  (0.5 mL). After disappearance of **19** (5 min), lactone **24** (40 mg, 0.32 mmol, 1 equiv) in  $CH_2Cl_2$  (1.5 mL) was added to the mixture. The reaction was stirred for 15 min, then quenched with a saturated aqueous solution of  $NH_4Cl$ . The aqueous layer was extracted with  $CH_2Cl_2$ . The combined organic phase were dried over  $Na_2SO_4$  and concentrated under vacuum. The crude product was purified by flash chromatography (petroleum ether–diethylether 8 : 2) to give the silicon tethered (109 mg, 70%). In Schlenk tube, the silicon tethered (109 mg) was heated (55 °C) in degassed  $C_6D_6$  (6 mL) for 4 hours. The solution was then concentrated and purified by flash chromatography (petroleum ether–diethylether 85 : 15) to give **25** (44 mg, 40%).  $\delta_H$  (400 MHz,  $C_6D_6$ ) -0.17 (3H, s,  $CH_3$ ), 0.01 (3H, s,  $CH_3$ ), 0.87 (9H, s,  $3 \times CH_3$ ), 1.08–1.12 (14H, m,  $4 \times CH_3$  and  $2 \times CH$ ), 2.63 (1H, td,  $J = 10$  and 4 Hz, CH), 3.84 (1H, dd,  $J = 11$  and 4 Hz,  $CH_2$ ), 4.01–4.07 (1H, m,  $CH_2$ ), 4.43 (1H, s, CH), 5.24 (1H, d,  $J = 10$  Hz, CH), 5.33 (1H, d,  $J = 5.5$  Hz, CH), 5.33 (1H, d,  $J = 5.5$  Hz, CH), 7.10–7.24 (3H, m,  $3 \times CH_{Ar}$ ), 7.82 (1H, d,  $J = 7.5$  Hz,  $CH_{Ar}$ );  $\delta_C$  (100 MHz,  $CDCl_3$ ) -4.5 ( $CH_3$ ), -4.2 ( $CH_3$ ), 12.4 (CH), 13.6 (CH), 16.9 ( $CH_3$ ), 17.0 ( $CH_3$ ), 17.2 ( $CH_3$ ), 17.2<sub>4</sub> ( $CH_3$ ), 18.3 (C), 25.9 ( $3 \times CH_3$ ), 44.2 (CH), 64.1 ( $CH_2$ ), 72.3 (CH), 73.8 (CH), 89.8 (C), 121.8 (CH), 125.6 (CH), 127.4 (CH), 127.5 (CH), 128.9 (CH), 134.3 (C), 139.1 (C), 156.7 (CH), 171.9 (C); IR ( $\nu_{max}/cm^{-1}$ ) 2953, 2928, 2896, 2860, 1767, 1463, 1254, 1134, 1081, 1027; MS  $m/z$  (ESI+) 511 [ $M + Na$ ]<sup>+</sup>; HRMS found 506.2751 [ $M + NH_4^+$ ],  $C_{26}H_{44}NO_5Si_2$  requires 506.2753.



## Acknowledgements

The Agence Nationale pour la Recherche (A.N.R.-09-JCJC-0036), the CNRS and Aix-Marseille Université (UMR 7313) are gratefully acknowledged for financial support. The authors wish to thank Michel Giorgi for X-Ray analysis. Dr Gaëlle Chouraqui is also gratefully thanked for her fruitful participation.

## Notes and references

- (a) R. Pradhan, M. Patra, A. K. Behera, B. K. Mishra and R. K. Behera, *Tetrahedron*, 2006, **62**, 779–828; (b) I. Denissova and L. Barriault, *Tetrahedron*, 2003, **59**, 10105–10146.
- (a) B. Bister, D. Bischoff, M. Strobele, J. Riedlinger, A. Reicke, F. Wolter, A. T. Bull, H. Zahner, H. P. Fiedler and R. D. Süßmuth, *Angew. Chem., Int. Ed.*, 2004, **43**, 2574–2576; (b) J. Riedlinger, A. Reicke, H. Zahner, B. Krismer, A. T. Bull, L. A. Maldonado, A. C. Ward, M. Goodfellow, B. Bister, D. Bischoff, R. D. Süßmuth and H. P. Fiedler, *J. Antibiot.*, 2004, **57**, 271–279.
- (a) N. Matsumoto, T. Tsuchida, M. Maruyama, R. Sawa, N. Kinoshita, Y. Homma, Y. Takahashi, H. Inuma, H. Naganawa, T. Sawa, M. Hamada and T. Takeuchi, *J. Antibiot.*, 1996, **49**, 953–954; (b) N. Matsumoto, T. Tsuchida, H. Nakamura, R. Sawa, Y. Takahashi, H. Naganawa, H. Inuma, T. Sawa, T. Takeuchi and M. Shiro, *J. Antibiot.*, 1999, **52**, 276–280; (c) A. Holtzel, A. Dieter, G. Schmid Dietmar, R. Brown, M. Goodfellow, W. Beil, G. Jung and H.-P. Fiedler, *J. Antibiot.*, 2003, **56**, 1058–1061; (d) N. Matsumoto, T. Tsuchida, M. Maruyama, N. Kinoshita, Y. Homma, H. Inuma, T. Sawa, M. Hamada and T. Takeuchi, *J. Antibiot.*, 1999, **52**, 269–275.
- (a) G. Metha and S. Kotha, *Tetrahedron*, 2001, **57**, 625–659; (b) J. L. Segura and N. Martin, *Chem. Rev.*, 1999, **99**, 3199–3246; (c) A. K. Sadana, R. K. Saini and W. E. Billups, *Chem. Rev.*, 2003, **103**, 1539–1602; (d) W. Choy, *Tetrahedron*, 1990, **46**, 2281–2286.
- A. Bartoli, F. Rodier, L. Commeiras, J.-L. Parrain and G. Chouraqui, *Nat. Prod. Rep.*, 2011, **28**, 763–782 and see references therein.
- R. Blanc, V. Héran, R. Rahmani, L. Commeiras and J.-L. Parrain, *Org. Biomol. Chem.*, 2010, **8**, 5490–5494.
- (a) R. M. Ortuño, J. Corbera and J. Font, *Tetrahedron Lett.*, 1986, **27**, 1081–1084; (b) D. Alonso, V. Branchadell, J. Font, A. Oliva, R. M. Ortuño and F. Sanchez-Ferrando, *Tetrahedron*, 1990, **46**, 4371–4378; (c) D. Alonso, J. Orti, V. Branchadell, A. Oliva, R. M. Ortuño, J. Bertran and J. Font, *J. Org. Chem.*, 1990, **55**, 3060–3063; (d) D. Alonso, J. Font, M. M. Ortuño, J. d'Angelo, A. Guingant and C. Bois, *Tetrahedron*, 1991, **47**, 5895–5900; (e) V. Branchadell, J. Font, A. Oliva, J. Orti, R. M. Ortuño, S. Rafel, N. Terris and M. Ventura, *Tetrahedron*, 1991, **47**, 8775–8786; (f) V. Branchadell, J. Orti, R. M. Ortuño, A. Oliva, J. Font, J. Bertran and J. J. Dannenberg, *J. Org. Chem.*, 1991, **56**, 2190–2193; (g) D. Alonso, J. Font and R. M. Ortuño, *J. Org. Chem.*, 1991, **56**, 5567–5572; (h) C. O. de Echaguen and R. M. Ortuño, *Tetrahedron Lett.*, 1995, **36**, 749–752; (i) V. Branchadell, J. Font, A. G. Moglioni, C. O. de Echaguen, A. Oliva, R. M. Ortuño, J. Veciana and J. Vidal-Gancedo, *J. Am. Chem. Soc.*, 1997, **119**, 9992–10003.
- S. Rafel, G. Cabarocas, M. Ventura and T. Parella, *J. Chem. Soc., Perkin Trans. 1*, 1998, 3837–3843.
- A. J. Poss and M. H. Brodowski, *Tetrahedron Lett.*, 1989, **30**, 2505–2508.
- (a) J. Uenishi, R. Kawahama and O. Yonemitsu, *J. Org. Chem.*, 1997, **62**, 1691–1701; (b) K. Takeda, M. Sato and E. Yoshii, *Tetrahedron Lett.*, 1986, **27**, 3903–3906.
- K. Takeda, S. Yano, M. Sato and E. Yoshii, *J. Org. Chem.*, 1987, **52**, 4135–4137.
- (a) K. Okumura, K. Okazaki, K. Takeda and E. Yoshii, *Tetrahedron Lett.*, 1989, **30**, 2233–2236; (b) K. Takeda, Y. Igarashi, K. Okazaki, E. Yoshii and K. Yamaguchi, *J. Org. Chem.*, 1990, **55**, 3431–3434.
- (a) C. W. Zapf, B. A. Harrison, C. Drahl and E. J. Sorensen, *Angew. Chem., Int. Ed.*, 2005, **44**, 6533–6537; (b) B. B. Snider and Y. Zou, *Org. Lett.*, 2005, **7**, 4939–4941; (c) E. A. Couladouros, E. A. Bouzas and A. D. Magos, *Tetrahedron*, 2006, **62**, 5272–5279.
- M. Planas, C. Segura, M. Ventura and R. M. Ortuño, *Synth. Commun.*, 1994, **24**, 651–654.
- (a) C. Cox and S. J. Danishefsky, *Org. Lett.*, 2000, **2**, 3493–3496; (b) C. Cox and S. J. Danishefsky, *Org. Lett.*, 2001, **3**, 2899–2902; (c) J. P. Deville and V. Behar, *Org. Lett.*, 2002, **4**, 1403–1405; (d) T. R. Kelly, D. Xu, G. Martinez and H. Wang, *Org. Lett.*, 2002, **4**, 1527–1529; (e) C. D. Cox, T. Siu and S. J. Danishefsky, *Angew. Chem., Int. Ed.*, 2003, **42**, 5625–5629; (f) T. R. Kelly, X. Cai, B. Tu, E. L. Elliott, G. Grossmann and P. Laurent, *Org. Lett.*, 2004, **6**, 4953–4956; (g) D. A. Henderson, P. N. Collier, G. Pave, P. Rzepa, A. J. P. White, J. N. Burrows and A. G. M. Barrett, *J. Org. Chem.*, 2006, **71**, 2434–2444; (h) V. Le, A. J. P. White, J. N. Burrows and A. G. M. Barrett, *Tetrahedron*, 2006, **62**, 12252–12263; (i) P. J. Parsons, J. Board, A. J. Waters, P. B. Hitchcock, F. Wakenhut and D. S. Walter, *Synlett*, 2006, 3243–3246; (j) H. Wehlan, E. Jezek, N. Lebrasseur, G. Pave, E. Roulland, A. J. P. White, J. N. Burrows and A. G. M. Barrett, *J. Org. Chem.*, 2006, **71**, 8151–8158; (k) P. J. Parsons, A. J. Waters, D. S. Walter and J. Board, *J. Org. Chem.*, 2007, **72**, 1395–1398; (l) P. J. Parsons, J. Board, D. Faggiani, P. B. Hitchcock, L. Preece and A. J. Waters, *Tetrahedron*, 2010, **66**, 6526–6533; (m) K. Watanabe, Y. Iwata, S. Adachi, T. Nishikawa, Y. Yoshida, S. Kameda, M. Ide, Y. Saikawa and M. Nakata, *J. Org. Chem.*, 2010, **75**, 5573–5579; (n) S. A. Jacques, B. H. Patel and A. G. M. Barrett, *Tetrahedron Lett.*, 2011, **52**, 6072–6075; (o) S. A. Jacques, S. Michaelis, B. Gebhardt, A. Blum, N. Lebrasseur, I. Larrosa, A. J. P. White and A. G. M. Barrett, *Eur. J. Org. Chem.*, 2012, 107–113.
- K. Tatsuta, H. Tanaka, H. Tsukagoshi, T. Kashima and S. Hosokawa, *Tetrahedron Lett.*, 2010, **51**, 5546–5549.
- T. Siu, C. D. Cox and S. J. Danishefsky, *Angew. Chem., Int. Ed.*, 2003, **42**, 5629–5634.
- A. Bartoli, G. Chouraqui and J.-L. Parrain, *Org. Lett.*, 2012, **14**, 122–125.
- (a) T. Momose, N. Toyooka and Y. Takeuchi, *Heterocycles*, 1986, **24**, 1429–1431; (b) S. Gelin and P. Pollet, *Synth. Commun.*, 1980, **10**, 805–812.
- A. B. Smith III and R. J. Fox, *Org. Lett.*, 2004, **6**, 1477–1480.
- M. S. South and L. S. Liebeskind, *J. Org. Chem.*, 1982, **47**, 3815–3821.
- J. G. Allen, M. F. Hentemann and S. J. Danishefsky, *J. Am. Chem. Soc.*, 2000, **122**, 571–573.
- L. Fensterbank, M. Malacria and S. McN. Sieburth, *Synthesis*, 1997, 813–854.
- 20** was obtained by treatment of the corresponding OTBS protected lactone with HF-Pyridine.
- I. Paterson and T. Temal-Laiß, *Org. Lett.*, 2002, **4**, 2473–2476.
- CCDC 849361 contains the supplementary crystallographic data for this paper.
- S. Inack-Ngi, R. Rahmani, L. Commeiras, G. Chouraqui, J. Thibonnet, A. Duchêne, M. Abarbri and J.-L. Parrain, *Adv. Synth. Catal.*, 2009, **351**, 779–788.