



HAL
open science

Numerical resolution of an anisotropic non-linear diffusion problem

Stéphane Brull, Fabrice Deluzet, Alexandre Mouton

► **To cite this version:**

Stéphane Brull, Fabrice Deluzet, Alexandre Mouton. Numerical resolution of an anisotropic non-linear diffusion problem. 2012. hal-00735863v1

HAL Id: hal-00735863

<https://hal.science/hal-00735863v1>

Preprint submitted on 28 Sep 2012 (v1), last revised 28 Sep 2012 (v2)

HAL is a multi-disciplinary open access archive for the deposit and dissemination of scientific research documents, whether they are published or not. The documents may come from teaching and research institutions in France or abroad, or from public or private research centers.

L'archive ouverte pluridisciplinaire **HAL**, est destinée au dépôt et à la diffusion de documents scientifiques de niveau recherche, publiés ou non, émanant des établissements d'enseignement et de recherche français ou étrangers, des laboratoires publics ou privés.

NUMERICAL RESOLUTION OF AN ANISOTROPIC NON-LINEAR DIFFUSION PROBLEM ^{*}

STÉPHANE BRULL [†], FABRICE DELUZET [‡], AND ALEXANDRE MOUTON [§]

Abstract. This paper is devoted to the numerical resolution of an anisotropic non-linear diffusion problem involving a small parameter ϵ , defined as the anisotropy strength reciprocal. In this work, the anisotropy is carried by a variable vector function \mathbf{b} . The equation being supplemented with Neumann boundary conditions, the limit $\epsilon \rightarrow 0$ is demonstrated to be a singular perturbation of the original diffusion equation. To address efficiently this problem, an Asymptotic-Preserving scheme is derived. This numerical method does not require the use of coordinates adapted to the anisotropy direction and exhibits an accuracy as well as a computational cost independent of the anisotropy strength.

Key words. Anisotropic diffusion problems; Singular perturbation; Asymptotic-Preserving schemes.

AMS Subject Classification: 35J60, 35J62, 65M06, 65M12, 65N06, 65N12.

1. Introduction

The aim of this paper is to build an efficient numerical method for solving an anisotropic diffusion problem where the anisotropy is carried by a vector \mathbf{b} . This work is motivated by investigations of strongly magnetized plasmas, more specifically the study of the Euler-Lorentz model in a low Mach number regime and in the presence of a large magnetic field. This framework is characteristic of the magnetically confined plasma fusion [17, 29, 35]. In this context, the asymptotic parameter ϵ represents the gyro-period of particles as well as the square root of the Mach number, the vector field \mathbf{b} being the magnetic field direction. Therefore the ϵ values can be very small in some sub-regions of the computational domain where the magnetic field is large, inducing then a severe anisotropy of the medium, while being large in other sub-domains for intermediate and small strength of the magnetic field. Another important property of this system is the time dependence of the magnetic field defining the anisotropy direction. These two main characteristics define the framework of the present paper whose purpose is to design a numerical scheme for anisotropy ratios ranging from $\epsilon \ll 1$ to $\epsilon \sim \mathcal{O}(1)$ and for a time varying anisotropy direction. In order to address efficiently these requirements, the numerical method should not rely on a coordinate system adapted to this anisotropy direction. The use of adapted coordinates would imply mesh modifications accordingly to the evolution of \mathbf{b} , an intricate and expensive procedure we wish to avoid. Thus, the numerical method introduced here will carry out the anisotropic non-linear diffusion problem on a mesh independent of the anisotropy direction.

*

[†]Université de Bordeaux 1, Institut de Mathématiques de Bordeaux - 351, cours de la Libération, F-33405 Talence Cedex, FRANCE (email: stephane.brull@math.u-bordeaux1.fr).

[‡]CNRS, Institut de Mathématiques de Toulouse - 118 route de Narbonne, F-31062 Toulouse, FRANCE (email: fabrice.deluzet@math.univ-toulouse.fr).

[§]CNRS, Laboratoire Paul Painlevé - Université Sciences et Technologies de Lille, Cité Scientifique, F-59655 Villeneuve d'Ascq Cedex, FRANCE (email: alexandre.mouton@math.univ-lille1.fr).

This scheme will be detailed on the following model problem

$$\begin{cases} -\nabla_{\mathbf{x}} \cdot \left(H_{\epsilon}(\mathbf{b} \otimes \mathbf{b}) \frac{\nabla_{\mathbf{x}} p_{\epsilon} - \mathbf{S}_{\epsilon}}{\epsilon} \right) + g_{\epsilon}(p_{\epsilon}) = f_{\epsilon}, & \text{in } \Omega, \\ \left(H_{\epsilon}(\mathbf{b} \otimes \mathbf{b}) \frac{\nabla_{\mathbf{x}} p_{\epsilon} - \mathbf{S}_{\epsilon}}{\epsilon} \right) \cdot \boldsymbol{\nu} \equiv 0, & \text{on } \partial\Omega. \end{cases} \quad (1.1)$$

In this system, Ω is a bounded subset of \mathbb{R}^d ($d=1,2,3$), $\epsilon \geq 0$ is a fixed constant parameter and, for any $\mathbf{x} \in \partial\Omega$, $\boldsymbol{\nu} = \boldsymbol{\nu}(\mathbf{x})$ stands for the unit outward normal vector. $\nabla_{\mathbf{x}}$ and $\nabla_{\mathbf{x}} \cdot$ stand for the gradient and the divergence operators with respect to the space variable \mathbf{x} . We assume that $H_{\epsilon} : \overline{\Omega} \rightarrow \mathbb{R}_+^*$, $\mathbf{b} : \overline{\Omega} \rightarrow \mathbb{R}^d - \{0\}$, $f_{\epsilon} : \Omega \rightarrow \mathbb{R}$, $\mathbf{S}_{\epsilon} : \overline{\Omega} \rightarrow \mathbb{R}^d$ are given and the unknown of the problem is the function $p_{\epsilon} : \overline{\Omega} \rightarrow \mathbb{R}$. The tensor product of two vectors \mathbf{u} and \mathbf{v} is denoted $\mathbf{u} \otimes \mathbf{v}$. Finally, we assume that, for any ϵ , the function $p \mapsto g_{\epsilon}(p)$ is strictly increasing and can be non-linear. This equation is well suited for the plasma fusion context above depicted. It allows the computation of the plasma pressure in order to guarantee that the forces vanish in the low Mach regime for strongly magnetized plasma. The function denoted g_{ϵ} defines the internal energy of the fluid with respect to the pressure. This relation may be non-linear, which motivates the investigation of non-linear anisotropic problems. However, the derivation of this equation is out of the scope of the present paper and we refer to related works (see [6, 5, 17]) for detailed explanations. Furthermore, we wish to present the numerical method in a context wider than the strict plasma context, since anisotropic diffusion problem are encountered in many applications. Good examples of these applications are, for instance, image noise filtering, convection dominated diffusion equations and more generally diffusion problem with strong medium anisotropies. The model equation (1.1) is representative of a large enough variety of problems, up to slight changes, and will be considered to detail the numerical method.

Developing an efficient numerical method to compute the solution of this diffusion problem, regardless to ϵ values, is a difficult task. Indeed, the limit $\epsilon \rightarrow 0$ is a singular limit for the problem (1.1), the diffusion equation degenerating into the following one

$$\begin{cases} -\nabla_{\mathbf{x}} \cdot (H_0(\mathbf{b} \otimes \mathbf{b})(\nabla_{\mathbf{x}} \tilde{p}_0 - \mathbf{S}_0)) = 0, & \text{in } \Omega, \\ (H_0(\mathbf{b} \otimes \mathbf{b})(\nabla_{\mathbf{x}} \tilde{p}_0 - \mathbf{S}_0)) \cdot \boldsymbol{\nu} \equiv 0, & \text{on } \partial\Omega. \end{cases} \quad (1.2)$$

The system (1.2) is ill-posed, its solution being non-unique. More precisely, if \tilde{p}_0 is a solution of (1.2) and $c : \overline{\Omega} \rightarrow \mathbb{R}$ is a function verifying $\mathbf{b} \cdot \nabla_{\mathbf{x}} c = 0$ on $\overline{\Omega}$, then $\tilde{p}_0 + c$ defines a new solution of (1.2). However, p_0 the limit of p_{ϵ} solution of (1.1) is uniquely defined by the limit problem as demonstrated in Section 0.2, but a direct discretization of the diffusion problem (1.1) gives rise to a linear system with a conditioning number that blows up for vanishing ϵ . This property has been outlined for numerical studies of elliptic equation singular perturbations (see [4, 20]).

To tackle this difficulty, an *Asymptotic-Preserving* (AP) scheme is introduced to compute the solution of the anisotropic diffusion problem for $\epsilon = \mathcal{O}(1)$ and to capture p_0 , the solution of the limit problem, for small ϵ values. This property should be provided without any limitations on the discretization parameters related to the value of ϵ . These requirements are compliant with the properties of AP-schemes originally introduced in [30] and developed in [32] for diffusive regimes of transport equations. These techniques have received numerous extensions to other singular perturbation problems: relaxation limits of kinetic plasma descriptions [14, 26, 27], quasi-neutral limit of fluid and kinetic plasma models [2, 10, 11, 12, 13, 19, 22, 23], hydrodynamic

low Mach number limit [24, 31], radiative hydrodynamics [7, 8], fluid and particle flows [9] and strongly magnetized plasmas as well as heterogeneous media [4, 5, 6, 15, 16, 17, 20, 21].

The Asymptotic-Preserving property of the presented method is obtained thanks to a decomposition of the solution, introduced in [20] and also used in [4, 5, 15]. It consists of the following identity $p_\epsilon = \pi_\epsilon + q_\epsilon$, π_ϵ being the solution mean part, with respect to the anisotropy (\mathbf{b}) direction, q_ϵ the fluctuating part. These two components verify $\pi_\epsilon \in K$ and $q_\epsilon \in K^\perp$, K defining the functions constant along the \mathbf{b} -direction, K^\perp the functions of zero mean value along \mathbf{b} . This decomposition was first developed for meshes adapted to the anisotropy direction [4, 20], for which, the discretization of K is straightforward. A direct discretization of the sub-space K^\perp is, on the other side, much more intricate. This difficulty is overcome thanks to the introduction of a Lagrangian multiplier, in order to penalize the zero mean value property of the functions belonging to K^\perp . The method is extended in [15] for computations with meshes independent of the anisotropy direction. This is achieved by introducing two more Lagrangian multipliers to discretize the sub-spaces. The size of the linear system providing the problem solution is then significantly enlarged. However, this drawback may be corrected thanks to a slightly different decomposition. In [16] the solution is decomposed in two non-orthogonal parts which allows the definition of two sub-spaces whose direct discretization is readily obtained without any Lagrangian multipliers. The size of the linear system obtained with this approach is considerably lowered compared to the previous method [15]. This method has been extended in [34, 33] to non-linear diffusion equations. The path followed in the present paper still relies on the decomposition in K and K^\perp . However, the discretization of these sub-spaces is achieved using a differential characterization, similar to the one introduced in [5]. This finally allows the computation of the solution thanks to a second-order problem for π_ϵ and a fourth-order problem for q_ϵ . This latter problem, in the framework of Neumann boundary conditions considered in this paper, can be recast into two elliptic problems.

The method proposed finally reduces to the computation of three standard elliptic problems for which very efficient solvers can be used (for instance multi-grid solvers). For the former approaches [15, 16], the equations providing both components are not classical elliptic equations and the resolution of the linear system requires more sophisticated solvers. This complexity is resource demanding and may be challenging for realistic three-dimensional computations. Finally this paper also presents an extension to non-linear reaction diffusion problems, a class of problems that has never been investigated in the previous works.

The paper is organized as follows: in Section 2, the decomposition methodology is presented. The linear case, *i.e.* with $g_\epsilon(p)(\mathbf{x}) = G_\epsilon(\mathbf{x})p(\mathbf{x})$ where $G_\epsilon: \overline{\Omega} \rightarrow \mathbb{R}_+^*$ is a given function sequence, is first investigated: more precisely, we describe the decomposition procedure in the specific case where G_ϵ is a strictly positive constant denoted λ_ϵ , then we generalize this procedure to any function $G_\epsilon: \overline{\Omega} \rightarrow \mathbb{R}_+^*$ by using well-chosen Sobolev spaces. Finally the non-linear problems are addressed by invoking Gummel's iterative algorithm. Section 3 is devoted to presentation of the discretization. Finally, the efficiency of the numerical method is demonstrated in Section 4.

2. Scale separation and solution decomposition

In this section a scale separation is introduced to ensure the Asymptotic-Preserving property of the scheme. This is achieved by transforming the singular perturbation problem (1.1) into an equivalent system for which the limit $\epsilon \rightarrow 0$ is reg-

ular. For simplicity reasons, the linear case with constant G_ϵ is first considered for detailing the decomposition method. In this framework, the singular nature of the limit $\epsilon \rightarrow 0$ is outlined and the limit problem, providing $p_0 = \lim_{\epsilon \rightarrow 0} p_\epsilon$, is stated. A development to linear cases with variable positive functions G_ϵ is then presented and finally, thanks to Gummel's iterative method [28], the non-linear case is addressed by using a sequence of linear problems.

2.1. AP-scheme derivation for linear problems

2.1.1. A simplified framework: constant G_ϵ

We assume here that the given sequence $(g_\epsilon)_{\epsilon \geq 0}$ is of the form

$$g_\epsilon(p)(\mathbf{x}) = \lambda_\epsilon p(\mathbf{x}),$$

where $\lambda_\epsilon > 0$ is a known constant for any $\epsilon \geq 0$. Then the diffusion problem (1.1) writes

$$\begin{cases} -\nabla_{\mathbf{x}} \cdot (H_\epsilon(\mathbf{b} \otimes \mathbf{b})(\nabla_{\mathbf{x}} p_\epsilon - \mathbf{S}_\epsilon)) + \epsilon \lambda_\epsilon p_\epsilon = \epsilon f_\epsilon, & \text{in } \Omega, \\ (H_\epsilon(\mathbf{b} \otimes \mathbf{b})(\nabla_{\mathbf{x}} p_\epsilon - \mathbf{S}_\epsilon)) \cdot \boldsymbol{\nu} \equiv 0, & \text{on } \partial\Omega. \end{cases} \quad (2.1)$$

The limit solution p_0 of the singular perturbation problem (2.1) verifies the limit problem

$$\begin{cases} -\lim_{\epsilon \rightarrow 0} \nabla_{\mathbf{x}} \cdot \left(H_\epsilon(\mathbf{b} \otimes \mathbf{b}) \frac{\nabla_{\mathbf{x}} p_\epsilon - \mathbf{S}_\epsilon}{\epsilon} \right) + \lambda_0 p_0 = f_0, & \text{in } \Omega, \\ (H_0(\mathbf{b} \otimes \mathbf{b})(\nabla_{\mathbf{x}} p_0 - \mathbf{S}_0)) \cdot \boldsymbol{\nu} \equiv 0, & \text{on } \partial\Omega. \end{cases} \quad (2.2)$$

This algebraic equation admits a unique solution under the assumption

$$H_\epsilon(\mathbf{b} \otimes \mathbf{b})(\nabla_{\mathbf{x}} p_\epsilon - \mathbf{S}_\epsilon) = \mathcal{O}(\epsilon), \quad (2.3)$$

a requirement that must be fulfilled by the numerical method. To ensure this property, the methodology consists in using a decomposition similar to that of [5, 6, 13, 15, 20]. The solution is decomposed into π_ϵ its mean part with respect to the anisotropy direction and q_ϵ the fluctuating part, which exhibits the property to have a zero mean value along the anisotropy direction. These two functions verify $\pi_\epsilon \in K$ and $q_\epsilon \in K^\perp$, K being the kernel of the elliptic operator defined by equation 1.2. These properties are capitalized on, to isolate in the problem 2.1 the macro scale (providing π_ϵ) from the micro scale (giving q_ϵ) and thereby, build the Asymptotic-Preserving scheme. The main difficulty of the procedure lies in the characterization of the sub-spaces associated to the different scales. In [4, 13, 15, 20] the property of the functions populating K or K^\perp are imposed by a penalization technique. The methodology developed in this paper operates a similar decomposition on to K and K^\perp , but with a different characterization of these sub-spaces. Here, we shape the technique introduced in [5] for a very specific framework, in order to discriminate the functions in K and K^\perp thanks to differential properties, providing thus, an easy discretization.

With this aim, we introduce the following Sobolev spaces:

$$\begin{aligned} V &= \{p \in L^2(\Omega) : \mathbf{b} \cdot \nabla_{\mathbf{x}} p \in L^2(\Omega)\}, \\ W &= \{q \in L^2(\Omega) : \nabla_{\mathbf{x}} \cdot (\mathbf{b}q) \in L^2(\Omega)\}, \\ W_0 &= \{q \in W : (\mathbf{b}q) \cdot \boldsymbol{\nu} \equiv 0 \text{ on } \partial\Omega\}, \end{aligned}$$

and we define $K \subset V$ as

$$K = \{\pi \in V : \mathbf{b} \cdot \nabla_{\mathbf{x}} \pi = 0 \text{ on } \Omega\}.$$

The goal is to reproduce the function decomposition into its mean and fluctuating parts. The functions of K correspond to the mean part and the complementary part is demonstrated to belong to K^\perp . This is the purpose of the following theorem:

THEOREM 2.1. *We denote by $\nabla_{\mathbf{x}} \cdot (\mathbf{b}W_0)$ the subspace of functions $\theta \in L^2(\Omega)$ such that*

$$\exists \chi \in W_0, \quad \theta = \nabla_{\mathbf{x}} \cdot (\mathbf{b}\chi), \quad (2.4)$$

and we equip it with the usual norm on $L^2(\Omega)$. Then:

- W_0 equipped with the norm $\|p\|_{W_0} = \|\nabla_{\mathbf{x}} \cdot (\mathbf{b}p)\|_{L^2}$ is a Hilbert space,
- $\nabla_{\mathbf{x}} \cdot (\mathbf{b}W_0)$ is a closed subspace in $L^2(\Omega)$,
- K is a closed subspace in $L^2(\Omega)$.
- We have the orthogonal decomposition

$$L^2(\Omega) = K \oplus K^\perp, \quad \text{with } K^\perp = \nabla_{\mathbf{x}} \cdot (\mathbf{b}W_0). \quad (2.5)$$

The demonstration of this theorem will be omitted. It can be readily adapted from that of Theorem 2.1 from [5]. As a consequence of this theorem, the decomposition

$$p_\epsilon = \pi_\epsilon + q_\epsilon, \quad \pi_\epsilon \in K, \quad q_\epsilon \in K^\perp, \quad (2.6)$$

exists and is unique for any $\epsilon \geq 0$. Therefore finding the particular solution p_0 which is exactly the limit of $(p_\epsilon)_{\epsilon > 0}$ is equivalent to find π_0 and q_0 as the respective limits of $(\pi_\epsilon)_{\epsilon > 0}$ and $(q_\epsilon)_{\epsilon > 0}$. Then, our goal is now to find some equations for π_ϵ and q_ϵ which are well-posed for any value of ϵ , including $\epsilon = 0$. For this purpose, the decomposition (2.6) is introduced into (2.1), yielding

$$\begin{cases} -\nabla_{\mathbf{x}} \cdot (H_\epsilon(\mathbf{b} \otimes \mathbf{b})(\nabla_{\mathbf{x}} q_\epsilon - \mathbf{S}_\epsilon)) + \epsilon \lambda_\epsilon (\pi_\epsilon + q_\epsilon) = \epsilon f_\epsilon, & \text{in } \Omega, \\ (H_\epsilon(\mathbf{b} \otimes \mathbf{b})(\nabla_{\mathbf{x}} q_\epsilon - \mathbf{S}_\epsilon)) \cdot \boldsymbol{\nu} \equiv 0, & \text{on } \partial\Omega. \end{cases} \quad (2.7)$$

The variational formulation on V writes

$$\begin{aligned} & \int_{\Omega} H_\epsilon(\mathbf{b} \cdot \nabla_{\mathbf{x}} q_\epsilon)(\mathbf{b} \cdot \nabla_{\mathbf{x}} \theta) d\mathbf{x} + \epsilon \lambda_\epsilon \int_{\Omega} (\pi_\epsilon + q_\epsilon) \theta d\mathbf{x} \\ &= \epsilon \int_{\Omega} f_\epsilon \theta d\mathbf{x} + \int_{\Omega} H_\epsilon(\mathbf{b} \cdot \mathbf{S}_\epsilon)(\mathbf{b} \cdot \nabla_{\mathbf{x}} \theta) d\mathbf{x}, \end{aligned} \quad (2.8)$$

for any test function $\theta \in V$.

In order to exhibit the equation providing $\pi_\epsilon \in K$, the variational formulation (2.8) is tested against $\theta \in K$ giving

$$\int_{\Omega} (\lambda_\epsilon \pi_\epsilon - f_\epsilon) \theta d\mathbf{x} = 0,$$

which means that $\lambda_\epsilon \pi_\epsilon - f_\epsilon \in K^\perp$ for any $\epsilon \geq 0$. According to Theorem 0.2.1, there exists a function $h_\epsilon \in W_0$ such that

$$\lambda_\epsilon \pi_\epsilon - f_\epsilon = \nabla_{\mathbf{x}} \cdot (\mathbf{b}h_\epsilon). \quad (2.9)$$

This equation furnishes a means of computation for π_ϵ . Firstly, applying the differential operator $\mathbf{b} \cdot \nabla_{\mathbf{x}}$ onto (2.9) leads to an equation for h_ϵ

$$\begin{cases} -\mathbf{b} \cdot \nabla_{\mathbf{x}} (\nabla_{\mathbf{x}} \cdot (\mathbf{b} h_\epsilon)) = \mathbf{b} \cdot \nabla_{\mathbf{x}} f_\epsilon, & \text{in } \Omega, \\ (\mathbf{b} h_\epsilon) \cdot \boldsymbol{\nu} \equiv 0, & \text{on } \partial\Omega, \end{cases} \quad (2.10)$$

then, π_ϵ is retrieved thanks to

$$\pi_\epsilon = \frac{1}{\lambda_\epsilon} [f_\epsilon + \nabla_{\mathbf{x}} \cdot (\mathbf{b} h_\epsilon)]. \quad (2.11)$$

Note that the system (2.10)-(2.11) is well-posed and does not degenerate for any value of $\epsilon \geq 0$, including $\epsilon = 0$. It provides a means of computing the macro component of the solution regardless to ϵ values.

To derive an equation for $q_\epsilon \in K^\perp$, we now assume that the test function θ in (2.8) is in K^\perp . According to Theorem 0.2.1, there exist two functions χ and l_ϵ in W_0 such that

$$q_\epsilon = \nabla_{\mathbf{x}} \cdot (\mathbf{b} l_\epsilon), \quad (2.12)$$

and

$$\theta = \nabla_{\mathbf{x}} \cdot (\mathbf{b} \chi).$$

As a consequence, the variational formulation of (2.7) can be rewritten as follows:

$$\begin{aligned} & \int_{\Omega} H_\epsilon (\mathbf{b} \cdot \nabla_{\mathbf{x}} (\nabla_{\mathbf{x}} \cdot (\mathbf{b} l_\epsilon))) (\mathbf{b} \cdot \nabla_{\mathbf{x}} (\nabla_{\mathbf{x}} \cdot (\mathbf{b} \chi))) \, d\mathbf{x} + \epsilon \lambda_\epsilon \int_{\Omega} (\nabla_{\mathbf{x}} \cdot (\mathbf{b} l_\epsilon)) (\nabla_{\mathbf{x}} \cdot (\mathbf{b} \chi)) \, d\mathbf{x} \\ & = \epsilon \int_{\Omega} f_\epsilon (\nabla_{\mathbf{x}} \cdot (\mathbf{b} \chi)) \, d\mathbf{x} + \int_{\Omega} H_\epsilon (\mathbf{b} \cdot \mathbf{S}_\epsilon) (\mathbf{b} \cdot \nabla_{\mathbf{x}} (\nabla_{\mathbf{x}} \cdot (\mathbf{b} \chi))) \, d\mathbf{x}. \end{aligned}$$

We recognize the variational formulation of

$$\begin{cases} \mathbf{b} \cdot \nabla_{\mathbf{x}} (\nabla_{\mathbf{x}} \cdot (H_\epsilon (\mathbf{b} \otimes \mathbf{b}) \nabla_{\mathbf{x}} (\nabla_{\mathbf{x}} \cdot (\mathbf{b} l_\epsilon)))) - \epsilon \lambda_\epsilon \mathbf{b} \cdot \nabla_{\mathbf{x}} (\nabla_{\mathbf{x}} \cdot (\mathbf{b} l_\epsilon)) \\ \quad = -\mathbf{b} \cdot \nabla_{\mathbf{x}} (\epsilon f_\epsilon - \nabla_{\mathbf{x}} \cdot (H_\epsilon (\mathbf{b} \otimes \mathbf{b}) \mathbf{S}_\epsilon)), & \text{in } \Omega, \\ (H_\epsilon (\mathbf{b} \otimes \mathbf{b}) \nabla_{\mathbf{x}} (\nabla_{\mathbf{x}} \cdot (\mathbf{b} l_\epsilon))) \cdot \boldsymbol{\nu} \equiv (H_\epsilon (\mathbf{b} \otimes \mathbf{b}) \mathbf{S}_\epsilon) \cdot \boldsymbol{\nu}, & \text{on } \partial\Omega, \\ (\mathbf{b} l_\epsilon) \cdot \boldsymbol{\nu} \equiv 0, & \text{on } \partial\Omega. \end{cases} \quad (2.13)$$

Therefore, coupling this system with (2.12), we recognize a complete definition of q_ϵ which is well-posed for any $\epsilon \geq 0$, including $\epsilon = 0$. Moreover this computation of q_ϵ is totally compliant with the condition (2.3) and guarantees the Asymptotic-Preserving property of the scheme.

At this point, we have established a system of equations for π_ϵ and q_ϵ which is well-posed for any $\epsilon > 0$ but also for $\epsilon = 0$. Then, solving the well-posed equations (2.10), (2.13), (2.11) and (2.12) provides π_0 and q_0 as the respective limits of $(\pi_\epsilon)_{\epsilon > 0}$ and $(q_\epsilon)_{\epsilon > 0}$ when $\epsilon \rightarrow 0$. As a consequence, the sum $\pi_0 + q_0$ is exactly the solution p_0 of (2.2). Furthermore, we can remark that the limit $\epsilon \rightarrow 0$ is regular for the reformulated model (2.10)-(2.13)-(2.11)-(2.12).

2.1.2. Case with variable G_ϵ

In this paragraph, we extend the method we have presented to the general linear case, *i.e.* to cases where g_ϵ is of the form

$$g_\epsilon(p)(\mathbf{x}) = G_\epsilon(\mathbf{x})p(\mathbf{x}).$$

$G_\epsilon : \bar{\Omega} \rightarrow \mathbb{R}$ is given for any $\epsilon \geq 0$, and is supposed to be strictly positive on $\bar{\Omega}$. In such a case, the diffusion problem (1.1) writes

$$\begin{cases} -\nabla_{\mathbf{x}} \cdot (H_\epsilon(\mathbf{b} \otimes \mathbf{b})(\nabla_{\mathbf{x}} p_\epsilon - \mathbf{S}_\epsilon)) + \epsilon G_\epsilon p_\epsilon = \epsilon f_\epsilon, & \text{in } \Omega, \\ (H_\epsilon(\mathbf{b} \otimes \mathbf{b})(\nabla_{\mathbf{x}} p_\epsilon - \mathbf{S}_\epsilon)) \cdot \boldsymbol{\nu} \equiv 0, & \text{on } \partial\Omega. \end{cases} \quad (2.14)$$

The study of these cases is motivated by the fact that the use of Gummel's algorithm on the non-linear case leads to the resolution of a sequence of linearized problems which are similar to (2.14). We refer to Section 0.2.2 for more details about the linearization procedure.

In order to solve the linear problem (2.14) for any value of ϵ , we use the method presented in the previous paragraph. Firstly, we define $L^2(\Omega; G_\epsilon)$ by

$$L^2(\Omega; G_\epsilon) = \left\{ p : \Omega \rightarrow \mathbb{R}, \|p\|_{L^2(\Omega; G_\epsilon)}^2 = \int_{\Omega} G_\epsilon(\mathbf{x}) |p(\mathbf{x})|^2 d\mathbf{x} < +\infty \right\}.$$

Then we introduce the following weighted Sobolev spaces:

$$\begin{aligned} V_\epsilon &= \{p \in L^2(\Omega; G_\epsilon) : \mathbf{b} \cdot \nabla_{\mathbf{x}} p \in L^2(\Omega; G_\epsilon)\}, \\ W_\epsilon &= \{q \in L^2(\Omega; G_\epsilon) : \nabla_{\mathbf{x}} \cdot (G_\epsilon \mathbf{b} q) \in L^2(\Omega; G_\epsilon)\}, \\ W_{0,\epsilon} &= \{q \in W_\epsilon : (G_\epsilon \mathbf{b} q) \cdot \boldsymbol{\nu} \equiv 0 \text{ on } \partial\Omega\}, \end{aligned}$$

and the set representing the functions constant along the magnetic field lines

$$K_\epsilon = \{\pi \in V_\epsilon : \mathbf{b} \cdot \nabla_{\mathbf{x}} \pi = 0 \text{ on } \Omega\}.$$

Following the methodology presented in the previous paragraph and in [5], we deduce **COROLLARY 2.2.** *$W_{0,\epsilon}$ equipped with the norm $\|p\|_{W_{0,\epsilon}} = \|\nabla_{\mathbf{x}} \cdot (G_\epsilon \mathbf{b} p)\|_{L^2(\Omega; G_\epsilon)}$ is a Hilbert space and $\nabla_{\mathbf{x}} \cdot (G_\epsilon \mathbf{b} W_{0,\epsilon})$ is a closed space in $L^2(\Omega; G_\epsilon)$. Furthermore, K_ϵ is also a closed space in $L^2(\Omega; G_\epsilon)$ and we have the orthogonal decomposition*

$$L^2(\Omega; G_\epsilon) = K_\epsilon \oplus K_\epsilon^\perp, \quad \text{with} \quad K_\epsilon^\perp = \frac{1}{G_\epsilon} \nabla_{\mathbf{x}} \cdot (G_\epsilon \mathbf{b} W_{0,\epsilon}). \quad (2.15)$$

From the orthogonal decomposition (2.15), the solution p_ϵ of (2.14) can be uniquely decomposed as

$$p_\epsilon = \pi_\epsilon + q_\epsilon, \quad \pi_\epsilon \in K_\epsilon, \quad q_\epsilon \in K_\epsilon^\perp. \quad (2.16)$$

Then, if we identify the limits π_0 and q_0 of the sequences $(\pi_\epsilon)_{\epsilon>0}$ and $(q_\epsilon)_{\epsilon>0}$, we will find the limit p_0 of $(p_\epsilon)_{\epsilon>0}$ by taking $p_0 = \pi_0 + q_0$.

In order to identify a set of equations satisfied by π_ϵ and q_ϵ , we follow the same procedure as in the previous paragraph: we multiply (2.14) by a test function $\theta \in V_\epsilon$

and we integrate over Ω . By choosing θ in K_ϵ or in K_ϵ^\perp , we prove that π_ϵ and q_ϵ are respectively of the form

$$\pi_\epsilon = \frac{1}{G_\epsilon} [f_\epsilon + \nabla_{\mathbf{x}} \cdot (G_\epsilon \mathbf{b} h_\epsilon)], \quad q_\epsilon = \frac{1}{G_\epsilon} \nabla_{\mathbf{x}} \cdot (G_\epsilon \mathbf{b} l_\epsilon), \quad (2.17)$$

where h_ϵ and l_ϵ are solutions of

$$\begin{cases} -\mathbf{b} \cdot \nabla_{\mathbf{x}} \left(\frac{1}{G_\epsilon} \nabla_{\mathbf{x}} \cdot (G_\epsilon \mathbf{b} h_\epsilon) \right) = \mathbf{b} \cdot \nabla_{\mathbf{x}} \left(\frac{f_\epsilon}{G_\epsilon} \right), & \text{in } \Omega, \\ (G_\epsilon \mathbf{b} h_\epsilon) \cdot \boldsymbol{\nu} \equiv 0, & \text{on } \partial\Omega, \end{cases} \quad (2.18)$$

and

$$\begin{cases} \mathbf{b} \cdot \nabla_{\mathbf{x}} \left(\frac{1}{G_\epsilon} \nabla_{\mathbf{x}} \cdot \left(H_\epsilon (\mathbf{b} \otimes \mathbf{b}) \nabla_{\mathbf{x}} \left(\frac{1}{G_\epsilon} \nabla_{\mathbf{x}} \cdot (G_\epsilon \mathbf{b} l_\epsilon) \right) \right) \right) \\ - \epsilon \mathbf{b} \cdot \nabla_{\mathbf{x}} \left(\frac{1}{G_\epsilon} \nabla_{\mathbf{x}} \cdot (G_\epsilon \mathbf{b} l_\epsilon) \right) \\ = -\mathbf{b} \cdot \nabla_{\mathbf{x}} \left(\frac{1}{G_\epsilon} (\epsilon f_\epsilon - \nabla_{\mathbf{x}} \cdot (H_\epsilon (\mathbf{b} \otimes \mathbf{b}) \mathbf{S}_\epsilon)) \right), & \text{in } \Omega, \\ \left[H_\epsilon (\mathbf{b} \otimes \mathbf{b}) \nabla_{\mathbf{x}} \left(\frac{1}{G_\epsilon} \nabla_{\mathbf{x}} \cdot (G_\epsilon \mathbf{b} l_\epsilon) \right) \right] \cdot \boldsymbol{\nu} \equiv (H_\epsilon (\mathbf{b} \otimes \mathbf{b}) \mathbf{S}_\epsilon) \cdot \boldsymbol{\nu}, & \text{on } \partial\Omega, \\ (G_\epsilon \mathbf{b} l_\epsilon) \cdot \boldsymbol{\nu} \equiv 0, & \text{on } \partial\Omega. \end{cases} \quad (2.19)$$

As in the previous paragraph, we observe that the equations (2.17)-(2.18)-(2.19) remain well-posed for any $\epsilon \geq 0$. As a consequence, the particular solution p_0 of the limit problem we are looking for is exactly the sum $\pi_0 + q_0$ where π_0 and q_0 are computed by solving (2.17)-(2.18)-(2.19) with $\epsilon = 0$.

Furthermore, the resolution of the fourth order problem (2.19) can be replaced by the successive resolution of two homogeneous Dirichlet type problems which are

$$\begin{cases} -\mathbf{b} \cdot \nabla_{\mathbf{x}} \left(\frac{1}{G_\epsilon} \nabla_{\mathbf{x}} \cdot (H_\epsilon \mathbf{b} L_\epsilon) \right) + \epsilon L_\epsilon = -\epsilon \mathbf{b} \cdot \left[\nabla_{\mathbf{x}} \left(\frac{f_\epsilon}{G_\epsilon} \right) - \mathbf{S}_\epsilon \right], & \text{in } \Omega, \\ (H_\epsilon \mathbf{b} L_\epsilon) \cdot \boldsymbol{\nu} \equiv 0, & \text{on } \partial\Omega, \end{cases} \quad (2.20)$$

and

$$\begin{cases} -\mathbf{b} \cdot \nabla_{\mathbf{x}} \left(\frac{1}{G_\epsilon} \nabla_{\mathbf{x}} \cdot (G_\epsilon \mathbf{b} l_\epsilon) \right) = L_\epsilon - \mathbf{b} \cdot \mathbf{S}_\epsilon, & \text{in } \Omega, \\ (G_\epsilon \mathbf{b} l_\epsilon) \cdot \boldsymbol{\nu} \equiv 0, & \text{on } \partial\Omega. \end{cases} \quad (2.21)$$

2.2. AP-scheme derivation for non-linear problems

Finally, we consider the general model (1.1) given in the introduction when the function $p \mapsto g_\epsilon(p)$ is non-linear. When ϵ goes to 0, the model becomes

$$\begin{cases} -\nabla_{\mathbf{x}} \cdot (H_0 (\mathbf{b} \otimes \mathbf{b}) (\nabla_{\mathbf{x}} \tilde{p}_0 - \mathbf{S}_0)) = 0, & \text{in } \Omega, \\ (H_0 (\mathbf{b} \otimes \mathbf{b}) (\nabla_{\mathbf{x}} \tilde{p}_0 - \mathbf{S}_0)) \cdot \boldsymbol{\nu} \equiv 0, & \text{on } \partial\Omega. \end{cases} \quad (2.22)$$

Due to the non-linearity of the function $p \mapsto g_\epsilon(p)$ the orthogonal decomposition method cannot be used. Then we choose to linearize the diffusion equation (1.1)

by using Gummel's algorithm developed in [28]. This iterative method consists in the approximation of the solution p_ϵ by a sequence $(p_{\epsilon,N})_{N \geq 0}$ defined by

$$p_{\epsilon,N+1} = p_{\epsilon,N} + \delta_{\epsilon,N}, \quad (2.23)$$

and initialized with an arbitrary $p_{\epsilon,0}$. In this method, each $\delta_{\epsilon,N}$ is viewed as a small correction of $p_{\epsilon,N}$ in order to obtain $p_{\epsilon,N+1}$. Then, assuming that $p_{\epsilon,N+1}$ is a solution of (1.1), it holds that

$$\begin{cases} -\nabla_{\mathbf{x}} \cdot \left(H_\epsilon(\mathbf{b} \otimes \mathbf{b}) \frac{\nabla_{\mathbf{x}} p_{\epsilon,N} + \nabla_{\mathbf{x}} \delta_{\epsilon,N} - \mathbf{S}_\epsilon}{\epsilon} \right) \\ \quad + g_\epsilon(p_{\epsilon,N}) + \delta_{\epsilon,N} g'_\epsilon(p_{\epsilon,N}) + \mathcal{O}(\delta_{\epsilon,N}^2) = f_\epsilon, \text{ in } \Omega, \\ \left(H_\epsilon(\mathbf{b} \otimes \mathbf{b}) \frac{\nabla_{\mathbf{x}} p_{\epsilon,N} + \nabla_{\mathbf{x}} \delta_{\epsilon,N} - \mathbf{S}_\epsilon}{\epsilon} \right) \cdot \boldsymbol{\nu} \equiv 0, \quad \text{on } \partial\Omega. \end{cases} \quad (2.24)$$

Then, neglecting second order terms in $\delta_{\epsilon,N}$, we obtain a linear diffusion problem for $\delta_{\epsilon,N}$ which writes

$$\begin{cases} -\nabla_{\mathbf{x}} \cdot (H_\epsilon(\mathbf{b} \otimes \mathbf{b}) (\nabla_{\mathbf{x}} \delta_{\epsilon,N} - \mathbf{S}_{\epsilon,N})) + \epsilon G_{\epsilon,N} \delta_{\epsilon,N} = \epsilon f_{\epsilon,N}, \text{ in } \Omega, \\ (H_\epsilon(\mathbf{b} \otimes \mathbf{b}) (\nabla_{\mathbf{x}} \delta_{\epsilon,N} - \mathbf{S}_{\epsilon,N})) \cdot \boldsymbol{\nu} \equiv 0, \quad \text{on } \partial\Omega, \end{cases} \quad (2.25)$$

where $G_{\epsilon,N}$, $f_{\epsilon,N}$ and $\mathbf{S}_{\epsilon,N}$ are defined by

$$G_{\epsilon,N} = g'_\epsilon(p_{\epsilon,N}), \quad f_{\epsilon,N} = f_\epsilon - g_\epsilon(p_{\epsilon,N}), \quad \mathbf{S}_{\epsilon,N} = \mathbf{S}_\epsilon - \nabla_{\mathbf{x}} p_{\epsilon,N}.$$

For each value of N , the problem (2.25) is of the same kind as (2.14). So we can solve it by applying the method described in the paragraph 2.1.2.

This sequence of linearized problems can also be obtained from Newton's iterative method to solve

$$F_\epsilon(p_\epsilon) = 0, \quad (2.26)$$

where the differential operator F_ϵ is defined as

$$F_\epsilon(p) = -\nabla_{\mathbf{x}} \cdot \left(H_\epsilon(\mathbf{b} \otimes \mathbf{b}) \frac{\nabla_{\mathbf{x}} p - \mathbf{S}_\epsilon}{\epsilon} \right) + g_\epsilon(p) - f_\epsilon.$$

Indeed, Newton's method for solving (2.26) writes

$$DF_\epsilon(p_{\epsilon,N})(p_{\epsilon,N+1} - p_{\epsilon,N}) = -F_\epsilon(p_{\epsilon,N}),$$

where $DF_\epsilon(p)$ is the derivative in p of the differential operator $F_\epsilon(p)$ and is of the form

$$DF_\epsilon(p)(\delta) = -\nabla_{\mathbf{x}} \cdot \left(H_\epsilon(\mathbf{b} \otimes \mathbf{b}) \frac{\nabla_{\mathbf{x}} \delta}{\epsilon} \right) + g'_\epsilon(p) \times \delta.$$

3. Numerical method

In this section, we present a numerical method which allows to solve the diffusion problems (2.14) and (1.1) by using the decomposition approaches we have presented. First, we introduce some notations which will be used for the construction of the scheme, then we present the scheme itself for the general linear case (2.14). Finally, we present the discretized version of Gummel's algorithm for the non-linear case.

3.1. Notations and definitions

We consider a uniform mesh (x_i, y_j) defined by

$$x_i = x_{min} + i \Delta x, \quad y_j = y_{min} + j \Delta y, \quad \Delta x = \frac{x_{max} - x_{min}}{N_x + 1}, \quad \Delta y = \frac{y_{max} - y_{min}}{N_y + 1},$$

and we assume that the simulation domain is $\Omega = [x_{-1/2}, x_{N_x+1/2}] \times [y_{-1/2}, y_{N_y+1/2}]$. We also consider the following subsets of \mathbb{Z}^2 :

$$\begin{aligned} I &= \{0, \dots, N_x\} \times \{0, \dots, N_y\}, \\ \bar{I} &= \{-1, \dots, N_x + 1\} \times \{-1, \dots, N_y + 1\}, \\ I_* &= \{0, \dots, N_x - 1\} \times \{0, \dots, N_y - 1\}, \\ \bar{I}_* &= \{-1, \dots, N_x\} \times \{-1, \dots, N_y\}, \end{aligned}$$

and we consider the notation

$$h = \max(\Delta x, \Delta y). \quad (3.1)$$

Since the decomposition method we have presented in paragraph 2.2 is based on variational formulations of the diffusion problem for p_ϵ and uses the duality between the operators $p \mapsto \mathbf{b} \cdot \nabla_{\mathbf{x}} p$ and $p \mapsto \nabla_{\mathbf{x}} \cdot (\mathbf{b} p)$, we choose to approach these differential operators by ∂_h and $\partial_{h,*}$ respectively such that the duality property is preserved at the discrete level. For this purpose, we define ∂_h and $\partial_{h,*}$ such that

$$(\partial_h \theta)_{i+1/2, j+1/2} = \mathbf{b}_{i+1/2, j+1/2} \cdot \left(\frac{\theta_{i+1, j+1} - \theta_{i, j+1} + \theta_{i+1, j} - \theta_{i, j}}{2\Delta x} \right), \quad (3.2)$$

for all $\theta = (\theta_{i,j})_{(i,j) \in \bar{I}}$, and

$$\begin{aligned} (\partial_{h,*} \chi)_{i,j} &= \sum_{\alpha \in \{\pm 1\}} \frac{(b_x \chi)_{i+1/2, j+\alpha/2} - (b_x \chi)_{i-1/2, j+\alpha/2}}{2\Delta x} \\ &+ \sum_{\alpha \in \{\pm 1\}} \frac{(b_y \chi)_{i+\alpha/2, j+1/2} - (b_y \chi)_{i+\alpha/2, j-1/2}}{2\Delta y}, \end{aligned} \quad (3.3)$$

for all $\chi = (\chi_{i+1/2, j+1/2})_{(i,j) \in \bar{I}_*}$.

3.2. Linear problems

We assume that the function $p \mapsto g_\epsilon(p)$ is given by

$$g_\epsilon(p)(x, y) = G_\epsilon(x, y) p(x, y),$$

where G_ϵ is analytically known. We also assume that the functions \mathbf{b} , H_ϵ , f_ϵ and \mathbf{S}_ϵ are analytically known and we consider the following notations:

$$\begin{aligned} f_{\epsilon, i, j} &= f_\epsilon(x_i, y_j), \\ G_{\epsilon, i, j} &= G_\epsilon(x_i, y_j), \\ G_{\epsilon, i+1/2, j+1/2} &= G_\epsilon(x_{i+1/2}, y_{j+1/2}), \\ H_{\epsilon, i+1/2, j+1/2} &= H_\epsilon(x_{i+1/2}, y_{j+1/2}), \\ \mathbf{S}_{\epsilon, i+1/2, j+1/2} &= \mathbf{S}_\epsilon(x_{i+1/2}, y_{j+1/2}), \\ \mathbf{b}_{i+1/2, j+1/2} &= \mathbf{b}(x_{i+1/2}, y_{j+1/2}). \end{aligned}$$

Then, the diffusion problem (2.14) can be discretized under the following form:

$$\begin{cases} (-\partial_{h,*}(H_\epsilon(\partial_h p_{\epsilon,app} - \mathbf{b} \cdot \mathbf{S}_\epsilon) + \epsilon G_\epsilon p_{\epsilon,app}))_{i,j} = \epsilon f_{\epsilon,i,j}, & \forall (i,j) \in I, \\ (H_\epsilon(\partial_h p_{\epsilon,app} - \mathbf{b} \cdot \mathbf{S}_\epsilon)(\mathbf{b} \cdot \boldsymbol{\nu}))_{i+1/2,j+1/2} = 0, & \forall (i,j) \in \overline{I_*} \setminus I_*, \end{cases} \quad (3.4)$$

and the approximation of $p_{\epsilon,app}$ of p_ϵ is computed at the points $(x_i, y_j) \in \Omega$.

Since ∂_h and $\partial_{h,*}$ have been chosen to be dual operators, we follow the decomposition approach we have presented in Section 2.1.2 at a discrete level by using some discrete variational formulations of (3.4). Writing

$$p_{\epsilon,app,i,j} = \pi_{\epsilon,app,i,j} + q_{\epsilon,app,i,j},$$

with $\pi_{\epsilon,app}$ satisfying

$$(\partial_h \pi_{\epsilon,app})_{i+1/2,j+1/2} = 0, \quad \forall (i,j) \in I_*,$$

$\pi_{\epsilon,app}$ and $q_{\epsilon,app}$ are completely defined by

$$\pi_{\epsilon,app,i,j} = \frac{1}{G_{\epsilon,i,j}} \left[f_{\epsilon,i,j} + (\partial_{h,*}(G_\epsilon h_{\epsilon,app}))_{i,j} \right], \quad (3.5)$$

$$q_{\epsilon,app,i,j} = \frac{1}{G_{\epsilon,i,j}} (\partial_{h,*}(G_\epsilon l_{\epsilon,app}))_{i,j},$$

where $h_{\epsilon,app} = (h_{\epsilon,app,i+1/2,j+1/2})_{(i,j) \in \overline{I_*}}$ and $l_{\epsilon,app} = (l_{\epsilon,app,i+1/2,j+1/2})_{(i,j) \in \overline{I_*}}$ are computed by inverting the following systems:

$$\begin{cases} - \left(\partial_h \left(\frac{1}{G_\epsilon} \partial_{h,*}(G_\epsilon h_{\epsilon,app}) \right) \right)_{i+1/2,j+1/2} \\ = \left(\partial_h \left(\frac{f_\epsilon}{G_\epsilon} \right) \right)_{i+1/2,j+1/2}, & \forall (i,j) \in I_*, \\ h_{\epsilon,app,i+1/2,j+1/2} = 0, & \forall (i,j) \in \overline{I_*} \setminus I_*, \end{cases} \quad (3.6)$$

$$\begin{cases} \left(-\partial_h \left(\frac{1}{G_\epsilon} \partial_{h,*}(H_\epsilon L_{\epsilon,app}) \right) + \epsilon L_{\epsilon,app} \right)_{i+1/2,j+1/2} \\ = -\epsilon \left(\partial_h \left(\frac{f_\epsilon}{G_\epsilon} \right) - \mathbf{b} \cdot \mathbf{S}_\epsilon \right)_{i+1/2,j+1/2}, & \forall (i,j) \in I_*, \\ L_{\epsilon,app,i+1/2,j+1/2} = 0, & \forall (i,j) \in \overline{I_*} \setminus I_*, \end{cases} \quad (3.7)$$

and

$$\begin{cases} - \left(\partial_h \left(\frac{1}{G_\epsilon} \partial_{h,*}(G_\epsilon l_{\epsilon,app}) \right) \right)_{i+1/2,j+1/2} \\ = (L_{\epsilon,app} - \mathbf{b} \cdot \mathbf{S}_\epsilon)_{i+1/2,j+1/2}, & \forall (i,j) \in I_*, \\ l_{\epsilon,app,i+1/2,j+1/2} = 0, & \forall (i,j) \in \overline{I_*} \setminus I_*. \end{cases} \quad (3.8)$$

3.3. Non-linear problems

In this paragraph, we detail the discretized version of Gummel's algorithm presented in Section 2.2. In order to initialize the loop, we compute the following initial datas:

$$\begin{aligned} p_{\epsilon,0,i,j} &= p_{\epsilon,0}(x_i, y_j), & \forall (i,j) \in \bar{I}, \\ \mathbf{S}_{\epsilon,i+1/2,j+1/2} &= \mathbf{S}_{\epsilon}(x_{i+1/2}, y_{j+1/2}), & \forall (i,j) \in \bar{I}_*, \\ f_{\epsilon,i,j} &= f_{\epsilon}(x_i, y_j), & \forall (i,j) \in I, \\ H_{\epsilon,i+1/2,j+1/2} &= H_{\epsilon}(x_{i+1/2}, y_{j+1/2}), & \forall (i,j) \in \bar{I}_*. \end{aligned}$$

Then, the N -th iteration of Gummel's algorithm is set as follows:

- Step 1: assuming that

$$p_{\epsilon,N,i,j}, \quad \forall (i,j) \in \bar{I},$$

are known, we have

$$\begin{aligned} (\mathbf{b} \cdot \mathbf{S}_{\epsilon,N})_{i+1/2,j+1/2} &= (\mathbf{b} \cdot \mathbf{S}_{\epsilon} - \partial_h p_{\epsilon,N})_{i+1/2,j+1/2}, & \forall (i,j) \in \bar{I}_*, \\ f_{\epsilon,N,i,j} &= f_{\epsilon,i,j} - g_{\epsilon}(p_{\epsilon,N,i,j}), & \forall (i,j) \in I, \\ G_{\epsilon,N,i,j} &= g'_{\epsilon}(p_{\epsilon,N,i,j}), & \forall (i,j) \in I, \\ G_{\epsilon,N,i+1/2,j+1/2} &= g'_{\epsilon}(p_{\epsilon,N,i+1/2,j+1/2}), & \forall (i,j) \in \bar{I}_*, \end{aligned}$$

where $p_{\epsilon,N,i+1/2,j+1/2} = \frac{1}{4}(p_{\epsilon,N,i+1,j+1} + p_{\epsilon,N,i+1,j} + p_{\epsilon,N,i,j+1} + p_{\epsilon,N,i,j})$.

- Step 2: we compute $h_{\epsilon,N,i+1/2,j+1/2}$ and $l_{\epsilon,N,i+1/2,j+1/2}$ for all $(i,j) \in \bar{I}_*$ by solving

$$\begin{cases} - \left(\partial_h \left(\frac{1}{G_{\epsilon,N}} \partial_{h,*} (G_{\epsilon,N} h_{\epsilon,N}) \right) \right)_{i+1/2,j+1/2} \\ \quad = \left(\partial_h \left(\frac{f_{\epsilon,N}}{G_{\epsilon,N}} \right) \right)_{i+1/2,j+1/2}, & \forall (i,j) \in I_*, \\ h_{\epsilon,N,i+1/2,j+1/2} = 0, & \forall (i,j) \in \bar{I}_* \setminus I_*, \end{cases}$$

$$\begin{cases} \left(-\partial_h \left(\frac{1}{G_{\epsilon,N}} \partial_{h,*} (H_{\epsilon} L_{\epsilon,N}) \right) + \epsilon L_{\epsilon,N} \right)_{i+1/2,j+1/2} \\ \quad = -\epsilon \left(\partial_h \left(\frac{f_{\epsilon,N}}{G_{\epsilon,N}} \right) - \mathbf{b} \cdot \mathbf{S}_{\epsilon,N} \right)_{i+1/2,j+1/2}, & \forall (i,j) \in I_*, \\ L_{\epsilon,N,i+1/2,j+1/2} = 0, & \forall (i,j) \in \bar{I}_* \setminus I_*, \end{cases}$$

and

$$\begin{cases} - \left(\partial_h \left(\frac{1}{G_{\epsilon,N}} \partial_{h,*} (G_{\epsilon,N} l_{\epsilon,N}) \right) \right)_{i+1/2,j+1/2} \\ \quad = (L_{\epsilon,N} - \mathbf{b} \cdot \mathbf{S}_{\epsilon,N})_{i+1/2,j+1/2}, & \forall (i,j) \in I_*, \\ l_{\epsilon,N,i+1/2,j+1/2} = 0, & \forall (i,j) \in \bar{I}_* \setminus I_*. \end{cases}$$

- Step 3: we compute $\delta_{\epsilon,N,i,j}$ for all $(i,j) \in I$ by using

$$\delta_{\epsilon,N,i,j} = \frac{1}{G_{\epsilon,N,i,j}} \left[f_{\epsilon,N,i,j} + (\partial_{h,*}(G_{\epsilon,N}(h_{\epsilon,N} + l_{\epsilon,N}))_{i,j} \right],$$

and we obtain $p_{\epsilon,N+1,i,j}$ for all $(i,j) \in I$.

- Step 4: we compute $p_{\epsilon,N+1,i,j}$ for all $(i,j) \in \bar{I} \setminus I$ by using the boundary condition

$$(\partial_h p_{\epsilon,N+1})_{i+1/2,j+1/2} - (\mathbf{b} \cdot \mathbf{S}_\epsilon)_{i+1/2,j+1/2} = 0, \quad \forall (i,j) \in \bar{I}_* \setminus I_*.$$

4. Numerical investigations of the AP-scheme

This section is devoted to numerical investigations of the Asymptotic-Preserving scheme derived in Sections 0.2 and 0.3. The validation procedure consists in manufacturing p_ϵ , an analytic solution of the model problem (1.1) which is compared to the numerical approximation $p_{\epsilon,app}$ carried out thanks to the AP-scheme. These experiments are performed in two dimensions using a uniform Cartesian mesh independent of the anisotropy direction. For simplicity purpose, the first numerical experiments are performed in the framework on the linear model, but the conclusions drawn from these investigations apply to the general non-linear problem.

4.1. Numerical convergence of the scheme

The first numerical tests aim at demonstrating the convergence of the AP-scheme regardless to the asymptotic parameter values. With this aim, an analytic solution is manufactured for the problem (1.1) in the linear case, *i.e.* with $g_\epsilon(p) = G_\epsilon(\mathbf{x})p(\mathbf{x})$. First, the expression for the anisotropy direction \mathbf{b} and the functions G_ϵ and H_ϵ are defined on $\Omega = [1,2] \times [1,2]$ thanks to

$$G_\epsilon(x,y) = H_\epsilon(x,y) = 1 + \sin^2(x) \sin^2(y), \quad (4.1)$$

$$\mathbf{b} = (\sin\theta, -\cos\theta) \quad \text{with} \quad \theta(x,y) = \arctan\left(\frac{y}{x}\right). \quad (4.2)$$

Then the expression of p_ϵ , as defined by

$$p_\epsilon(x,y) = \frac{1}{1+x^2+y^2},$$

is used to analytically compute f_ϵ and \mathbf{S}_ϵ with

$$f_\epsilon = G_\epsilon p_\epsilon, \quad \mathbf{S}_\epsilon = \nabla_{\mathbf{x}} p_\epsilon. \quad (4.3)$$

These definitions are inserted in the numerical method described in Section 0.3.2 to compute the numerical approximation $p_{\epsilon,app}$ finally compared to the exact solution p_ϵ . The relative errors denoted e_p , $p \in \{2, \infty\}$, are defined by

$$e_2 = \frac{\|p_\epsilon - p_{\epsilon,app}\|_{\ell^2(I)}}{\|p_\epsilon\|_{\ell^2(I)}}, \quad e_\infty = \frac{\|p_\epsilon - p_{\epsilon,app}\|_{\ell^\infty(I)}}{\|p_\epsilon\|_{\ell^\infty(I)}}.$$

These quantities are displayed on Figure 1(a) as functions of the space step h and for different anisotropy strengths $\epsilon = 10^{-1}$, $\epsilon = 10^{-9}$ and $\epsilon = 0$. A linear decrease of

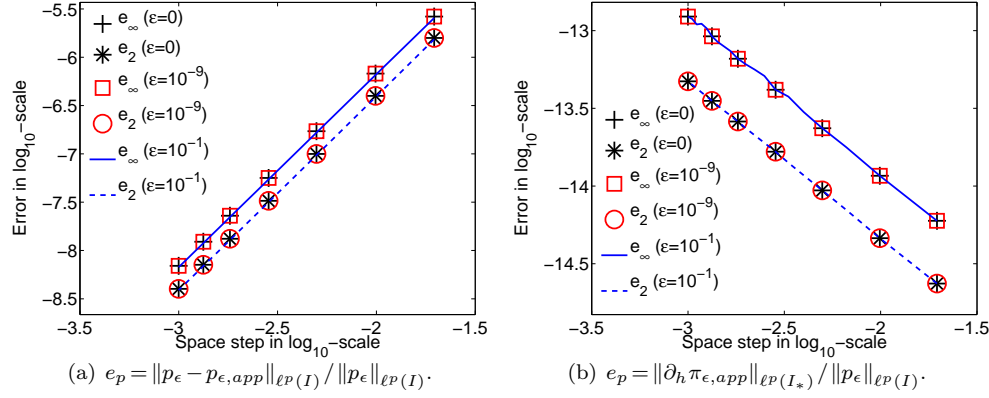


FIG. 4.1. Relative error $\|p_\epsilon - p_{\epsilon,app}\|_{\ell^p(I)} / \|p_\epsilon\|_{\ell^p(I)}$ (left) and parallel gradient $\|\partial_h \pi_{\epsilon,app}\|_{\ell^p(I_*)} / \|p_\epsilon\|_{\ell^p(I)}$ (right) in ℓ^2 and ℓ^∞ norms as functions of the space step h for non-uniform data G_ϵ , H_ϵ and \mathbf{b} defined by (4.1)-(4.2), and different anisotropy strengths $\epsilon = 1$, $\epsilon = 10^{-9}$ and $\epsilon = 0$.

the errors is observed with the mesh refinement, the slope being equal to 2, which is consistent with the definitions (3.2) and (3.3) of ∂_h and $\partial_{h,*}$ as second order accurate approximations of the differential operators $\mathbf{b} \cdot \nabla_{\mathbf{x}}$ and $\nabla_{\mathbf{x}} \cdot (\mathbf{b} \cdot)$. Furthermore, this property holds for all considered values of ϵ , including $\epsilon = 0$. This demonstrates the ϵ -invariance of the numerical scheme second order accuracy with respect to the space step h .

The ability of the scheme to compute a solution component π_ϵ with no gradient in the anisotropy direction is also investigated. The numerical approximation of π_ϵ , $\pi_{\epsilon,app}$ provided by (3.4)-(3.5), should verify a discrete analogous of the property $\mathbf{b} \cdot \nabla_{\mathbf{x}} \pi_\epsilon = 0$. This is analyzed thanks to Figure 1(b), where the evolution of $\|\partial_h \pi_{\epsilon,app}\|_{\ell^p(I_*)} / \|p_\epsilon\|_{\ell^p(I)}$ as a function of the space step is displayed for $p=2, \infty$, $\epsilon = 10^{-1}$, $\epsilon = 10^{-9}$ and $\epsilon = 0$. Note that the quantity $\partial_h \pi_{\epsilon,app}$ is the residual of the linear system solved to compute the solution of (3.4), and consequently characterizes the precision of the linear system solver. For these test cases, a sparse direct solver being used [1], the accuracy is very close to the computer arithmetic precision, at least for small linear system sizes. This precision is observed to deteriorate moderately with the increase of the system size which explains the growth of the error with vanishing mesh sizes. However this does not affect the precision of the scheme, as demonstrated by the results of Figure 1(a).

4.2. Anisotropy angle influence on the method accuracy

In this section, we quantify the sensitivity of the numerical method with respect to the anisotropy direction variations. More precisely, we wish to analyze the accuracy of the method as a function of α , the angle measured between the anisotropy direction and the first direction (associated to the first coordinate). The anisotropy direction \mathbf{b} is assumed to be uniform and defined as

$$\mathbf{b} = (\sin \alpha, -\cos \alpha), \quad \alpha \in [0, \frac{\pi}{2}].$$

In order to manufacture an analytic solution for the problem, we introduce a system of coordinates which is adapted to \mathbf{b} . These coordinates are denoted (X, Y)

and are deduced from (x, y) by the relations

$$X = x \cos \alpha + y \sin \alpha, \quad Y = x \sin \alpha - y \cos \alpha. \quad (4.4)$$

In these coordinates, the linear diffusion problem (2.14) writes

$$\begin{cases} -\partial_Y(\mathcal{H}_\epsilon \partial_Y \mathcal{P}_\epsilon) + \epsilon \mathcal{G}_\epsilon \mathcal{P}_\epsilon = \epsilon \mathcal{F}_\epsilon - \partial_Y(\mathcal{H}_\epsilon \mathcal{B} \cdot \mathcal{S}_\epsilon), & \text{in } \Omega, \\ \partial_Y \mathcal{P}_\epsilon = \mathcal{B} \cdot \mathcal{S}_\epsilon, & \text{on } \partial\Omega, \end{cases} \quad (4.5)$$

with $\mathcal{P}_\epsilon(X, Y) = p_\epsilon(x, y)$, $\mathcal{H}_\epsilon(X, Y) = H_\epsilon(x, y)$, $\mathcal{G}_\epsilon(X, Y) = G_\epsilon(x, y)$, $\mathcal{F}_\epsilon(X, Y) = f_\epsilon(x, y)$, $\mathcal{S}_\epsilon(X, Y) = \mathbf{S}_\epsilon(x, y)$ and $\mathcal{B}(X, Y) = \mathbf{b}(x, y)$. It is straightforward to verify that the function \mathcal{P}_ϵ given by

$$\mathcal{P}_\epsilon(X, Y) = \sin(X) + \frac{1}{\mathcal{G}_\epsilon(X, Y)} \partial_Y(\mathcal{G}_\epsilon \mathcal{L}_\epsilon),$$

is the solution of (4.5) provided that \mathcal{F}_ϵ and \mathcal{S}_ϵ satisfy

$$\mathcal{F}_\epsilon = \mathcal{G}_\epsilon \mathcal{P}_\epsilon, \quad \mathcal{B} \cdot \mathcal{S}_\epsilon = \partial_Y \mathcal{P}_\epsilon,$$

and where $\mathcal{L}_\epsilon(X, Y) = l_\epsilon(x, y)$ with $l_{\epsilon|_{\partial\Omega}} = 0$. This requirement is met by the following definition

$$l_\epsilon(x, y) = \sin\left(\frac{2\pi(x - x_{-1/2})}{x_{N_x+1/2} - x_{-1/2}}\right) \sin\left(\frac{2\pi(y - y_{-1/2})}{y_{N_y+1/2} - y_{-1/2}}\right),$$

which ensures $l_\epsilon(x_{i+1/2}, y_{j+1/2}) = 0$ for any $(i, j) \in \overline{I_*} \setminus I_*$. The problem is stated in Cartesian coordinates thanks to the change of variables (4.4) yielding to $p_\epsilon(x, y) = \pi_\epsilon(x, y) + q_\epsilon(x, y)$ with

$$\pi_\epsilon(x, y) = \sin(x \cos \alpha + y \sin \alpha), \quad q_\epsilon(x, y) = \frac{1}{G_\epsilon(x, y)} \nabla_{\mathbf{x}} \cdot (G_\epsilon(x, y) \mathbf{b}(x, y) l_\epsilon(x, y)),$$

the other coefficients being manufactured similarly with G_ϵ and H_ϵ given by (4.1).

In the following tests, the computation domain $\Omega = [1, 2] \times [1, 2]$ is discretized thanks to a uniform mesh constituted of 200×200 cells. The relative approximation error as a function of the angle α is displayed on Figure 2 for different norms. The numerical method accuracy is observed to remain almost unaltered by the anisotropy direction changes. More precisely, we observe a variation of the relative errors in norms ℓ^1 and ℓ^2 lower than 4% and a variation of ℓ^∞ lower than 7%. Furthermore, these observations are redundant for several values of ϵ : in Figure 2, we have considered $\epsilon = 10^{-3}$ and $\epsilon = 10^{-8}$ and the obtained error curves are very close. Note that other experiments have been carried out for anisotropy strengths ranging from $\epsilon = 0$ to $\epsilon = 1$ and with other definitions of G_ϵ and of H_ϵ , with comparable results. The curves being very similar to that of Figure 2, these plots are omitted.

These observations confirm one of the main ideas of the present paper: the accuracy of the method is almost independent of the anisotropy direction relatively to the grid, *i.e.* the mesh over Ω can be constructed whatever the anisotropy direction and strength, without a significant loss of accuracy.

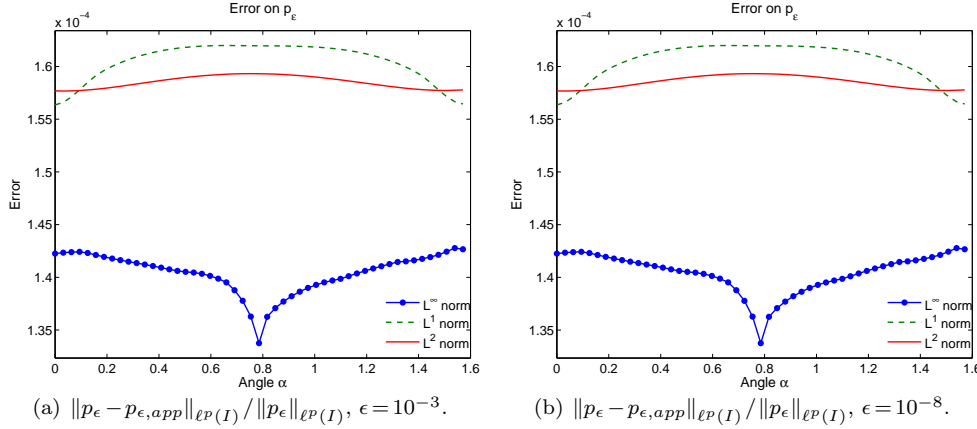


FIG. 4.2. Relative error $\|p_\epsilon - p_{\epsilon,app}\|_{\ell^p(I)} / \|p_\epsilon\|_{\ell^p(I)}$ ($p=1,2,\infty$) as a function of α : case with $G_\epsilon(x,y) = H_\epsilon(x,y) = 1 + \sin^2(x) \sin^2(y)$ and $\epsilon = 10^{-3}$ (left) and $\epsilon = 10^{-8}$ (right).

4.3. Convergence of Gummel's loop

The third test sequence is devoted to the convergence of the linear problems sequence defined in Sections 2.2 and 3.3 for solving the non-linear model (1.1). The process detailed in the preceding sections is again implemented to manufacture an analytic solution for the non-linear problem.

The computational domain remains $\Omega = [1,2] \times [1,2]$, the anisotropy direction \mathbf{b} is a function of the space variables whose expression is given by equation (4.2), H_ϵ and g_ϵ being defined as

$$H_\epsilon(x,y) = 1 + \cos^2(x) \cos^2(y), \quad g_\epsilon(p) = p^6. \quad (4.6)$$

Note that this choice of $g_\epsilon(p)$ introduces a severe non-linearity in the problem. Several tests have also been performed with other definitions of $g_\epsilon(p)$, for instance

$$g_\epsilon(p) = -p(1-p) \left(p - \frac{1}{2} \right),$$

which defines an anisotropic diffusion-reaction equation similar to the steady-state Allen-Cahn equation (see [3, 25]) used in phase transition problems. These tests produce results almost identical to the results which are obtained when $g_\epsilon(p) = p^6$ so we only consider the strongly non-linear reaction term defined in (4.6) within the presentation of the numerical results in the next lines.

The solution p_ϵ is constructed thanks to a cubic spline S , precisely

$$p_\epsilon(x,y) = 1 + S\left(\frac{x-x_{mid}}{L_x}\right) S\left(\frac{y-y_{mid}}{L_y}\right), \quad (4.7)$$

with $S(z) = 0$ for $|z| \notin [0,2]$ and

$$S(z) = \begin{cases} \frac{1}{6}(2 - |z|^3), & \text{if } 1 \leq |z| \leq 2, \\ \frac{2}{3} - |z|^2 + \frac{1}{2}|z|^3, & \text{if } 0 \leq |z| < 1, \end{cases} \quad (4.8)$$

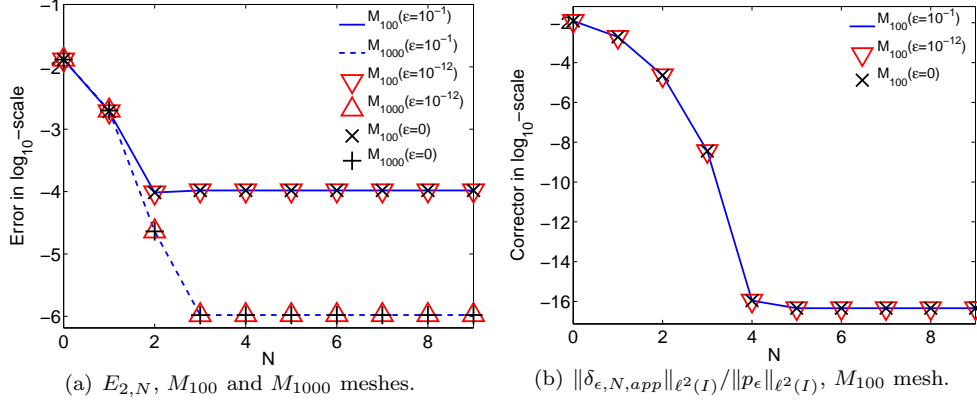


FIG. 4.3. *Gummel's iteration convergence: evolution in \log_{10} -scales of the relative error $E_{2,N} = \|p_\epsilon - p_{\epsilon,N_f,app}\|_{\ell^2(I)} / \|p_\epsilon\|_{\ell^2(I)}$ (left) and of $\|\delta_{\epsilon,N,app}\|_{\ell^2(I)} / \|p_\epsilon\|_{\ell^2(I)}$ (right) as functions of the iteration number N for the non-linear problem. The simulations are performed with the uniform meshes M_{100} and M_{1000} composed of 100×100 and 1000×1000 cells (for the corrector norm, the values being very similar for both meshes, only those of the coarsest one are displayed).*

with $(x_{mid}, y_{mid}) = (\frac{3}{2}, \frac{3}{2})$ and $L_x = L_y = 1/10$. To analyze the convergence with respect to the number of Gummel's iterations, the sequence is initiated with $p_{\epsilon,0}$, a perturbation of the non-linear problem solution, reading

$$p_{\epsilon,0}(x, y) = p_\epsilon(x, y) + \eta \max(0, 1 - \mu(x - x_{mid})^2 - \mu(y - y_{mid})^2), \quad (4.9)$$

where μ and $\eta\mu$ are parameters controlling the support and the magnitude of the perturbation. Since Gummel's method is constructed on a linearization of the problem its convergence cannot be guaranteed with a poor estimation of the solution as initial guess. It means that the parameters μ and η cannot be chosen completely arbitrarily: indeed, several simulations have been performed, all with the same parameters except η ranging in $\{0, 10, 20, 40, 60, 100, 1000\}$ and μ ranging in $\{1, 10, 60, 100\}$ and it has been observed that Gummel's method does not converge as $N \rightarrow \infty$ when η is larger than 10^2 . Concerning the parameter μ , the simulation sequence reveals that the convergence of Gummel's method is almost not affected by the amplitude of μ .

The successive relative errors measured between the iterates of the Gummel's loop and the exact solution are plotted on Figure 3(a). The computations are carried out on two different meshes, M_{100} and M_{1000} with 100×100 and 1000×1000 cells, with $\eta = 0.1$ and $\mu = 60$ and for anisotropy strengths including $\epsilon = 0$. Along with the graphical representation of the solution approximation error, the evolution of the corrector norm relative to that of the solution, namely the quantity $\|\delta_{\epsilon,N,app}\|_{\ell^2(I)} / \|p_\epsilon\|_{\ell^2(I)}$, is also plotted in Figure 3(b). These last results being almost identical for both meshes, the plot related to the finest mesh is omitted in this figure.

In spite of the large perturbation amplitude, Gummel's iterative method converges in a small number of iterations, for both meshes and for all ϵ -values. The corrector term $\delta_{\epsilon,N,app}$ rapidly decreases to reach the computer precision threshold (10^{-15}) after 4 iterations. In the same time, the relative error also decreases but the approximation is not improved by subsequent iterations, the error remaining constant for iteration numbers greater than 4. At this stage, the precision of the approximation is not limited by the linearization process of the Gummel's loop anymore, but by the discretization

ϵ	Error	M_{100}	M_{200}	M_{500}	M_{1000}
10^{-1}	E_{1,N_f}	3.9452×10^{-5}	9.8116×10^{-6}	1.5673×10^{-6}	3.9166×10^{-7}
	E_{2,N_f}	1.0446×10^{-4}	2.6188×10^{-5}	4.1988×10^{-6}	1.0505×10^{-6}
	E_{∞,N_f}	6.0730×10^{-4}	1.5793×10^{-4}	2.5942×10^{-5}	6.5451×10^{-6}
10^{-12}	E_{1,N_f}	3.9796×10^{-5}	9.8969×10^{-6}	1.5808×10^{-6}	3.9504×10^{-7}
	E_{2,N_f}	1.0496×10^{-4}	2.6311×10^{-5}	4.2184×10^{-6}	1.0554×10^{-6}
	E_{∞,N_f}	6.1098×10^{-4}	1.5885×10^{-4}	2.6087×10^{-5}	6.5815×10^{-6}
0	E_{1,N_f}	3.9796×10^{-5}	9.8969×10^{-6}	1.5808×10^{-6}	3.9504×10^{-7}
	E_{2,N_f}	1.0496×10^{-4}	2.6311×10^{-5}	4.2184×10^{-6}	1.0554×10^{-6}
	E_{∞,N_f}	6.1098×10^{-4}	1.5885×10^{-4}	2.6087×10^{-5}	6.5815×10^{-6}

TABLE 4.1. Relative error $E_{p,N_f} = \|p_\epsilon - p_{\epsilon,N_f,app}\|_{\ell^p(I)} / \|p_\epsilon\|_{\ell^p(I)}$ ($p=1,2,\infty$) for the non-linear problem defined by $g_\epsilon(p) = p^6$. The computations are carried out on uniform meshes M_k constituted of $k \times k$ cells ($k=100,200,500,1000$) with several values of ϵ and after a number of iteration of Gummel's loop N_f large enough for the convergence to be effective.

error of the linearized problem, explaining the plateau described by the error. To document this analysis further, we summarize in Table 1 the values of the relative error measured between the exact solution and the approximation obtained after N_f iterations of the Gummel's loop. This quantity is referred to as E_{p,N_f} ($p=1,2,\infty$) and computed for N_f large enough to ensure that the plateau above mentioned is reached. For the investigations carried out, this requirement is met as soon as $N_f \geq 4$. The approximation error E_{p,N_f} is observed to quadratically decrease with the space mesh: the error norms related to the computations performed on a 1000×1000 mesh are for instance 10^2 times as small as those carried out on a mesh with 100×100 cells. This is a consequence of the second order accurate discretization of the spatial operator already outlined in section 0.4.1. Finally, the results of Table 1 also demonstrate the independence of the numerical method precision with respect to the anisotropy intensity.

4.4. Highlight of the scheme Asymptotic-Preserving property

These last experiments are devoted to illustrate the Asymptotic-Preserving property of the numerical method, *i.e.* its ability to compute an accurate approximation of p_0 , the solution of the limit problem (2.2). The solution of the problem is constructed as a sequence $(p_\epsilon)_{\epsilon>0}$ defined by

$$p_\epsilon = p_0 + \epsilon \tilde{p}_\epsilon^1,$$

with

$$p_0(x, y) = 1 + S\left(\frac{x - x_{mid}}{L_x}\right) S\left(\frac{y - y_{mid}}{L_y}\right), \quad (4.10)$$

$$\tilde{p}_\epsilon^1(x, y) = \max\left(0, \cos\left(\frac{2\pi(x - x_{mid})}{L_x}\right) \cos\left(\frac{2\pi(y - y_{mid})}{L_y}\right)\right). \quad (4.11)$$

The functions g_ϵ , H_ϵ and \mathbf{b} are defined as in the previous test sequence, the initial guess for Gummel's loop being constructed following (4.9) using the same perturbation. We now wish to evaluate the error measured between the exact solution of the limit problem p_0 and the approximation computed thanks to the AP-scheme for

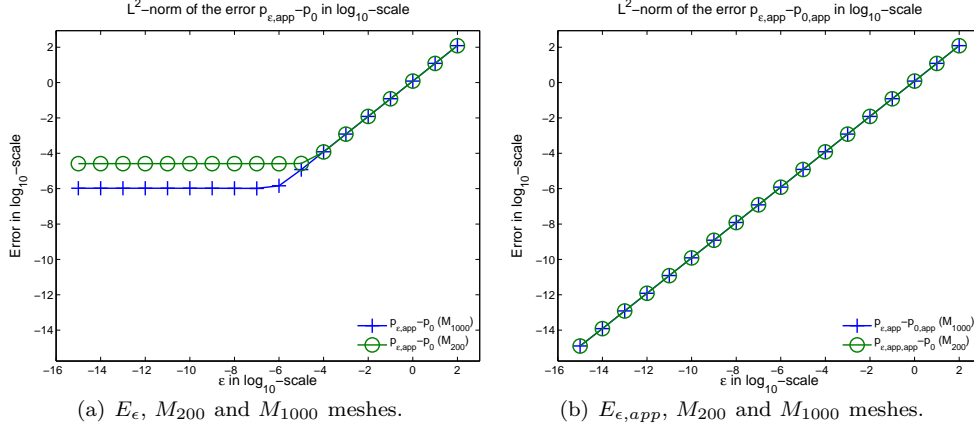


FIG. 4.4. Evolution in \log_{10} -scales of $E_\epsilon = \|p_{\epsilon,app} - p_0\|_{\ell^2(I)} / \|p_0\|_{\ell^2(I)}$ (left) and of $E_{\epsilon,app} = \|p_{\epsilon,app} - p_{0,app}\|_{\ell^2(I)} / \|p_0\|_{\ell^2(I)}$ (right) as functions of ϵ computed on uniform meshes constituted of 200×200 cells (M_{200}) and 1000×1000 cells (M_{1000}) are considered. The simulations are performed with \mathbf{b} , H_ϵ , g_ϵ defined by (4.6) and (4.2).

vanishing ϵ . This error, denoted E_ϵ and defined as

$$E_\epsilon = \|p_{\epsilon,app} - p_0\|_{\ell^2(I)} / \|p_0\|_{\ell^2(I)},$$

is plotted on Figure 4(a) as a function of ϵ . The data represented on this figure are obtained after convergence of the Gummel's loop. Two regimes can be identified. The first one is related to the largest values of ϵ for which a linear decrease of the error is observed. The second one is a plateau whose value depends on the mesh step h , this value being lower for refined meshes. Precisely we note a quadratic decrease of this value with the mesh size. To explain these features, we use the following identity

$$p_{\epsilon,app} - p_0 = p_{\epsilon,app} - p_{0,app} + p_{0,app} - p_0.$$

This yields $E_\epsilon \leq E_{\epsilon,app} + e_0$ where $e_0 = \|p_{0,app} - p_0\|_{\ell^2(I)} / \|p_0\|_{\ell^2(I)}$ represents the approximation error of p_0 , $p_{0,app}$ being the numerical approximation of p_0 provided by the AP-scheme with $\epsilon = 0$, and $E_{\epsilon,app} = \|p_{\epsilon,app} - p_{0,app}\|_{\ell^2(I)} / \|p_0\|_{\ell^2(I)}$. The error E_ϵ linearly decreases with ϵ as long as the approximation error e_0 is negligible compared to $E_{\epsilon,app}$ (see Figure 4(b)). Below a given ϵ -value, varying with the mesh size, the total error can be assimilated to e_0 and the decrease of ϵ is ineffective. The discrete operators being second order accurate e_0 is quadratically decreasing with the mesh step h .

As a consequence, we can conclude that $p_{\epsilon,app}$ converges to p_0 when ϵ converges to 0 alongwith h . This is exactly the Asymptotic-Preserving property of the scheme we intended to validate.

5. Conclusions and perspectives

In this paper we have presented an Asymptotic-Preserving numerical method for singular perturbation of non-linear anisotropic reaction-diffusion problems. The Asymptotic-Preserving property of the scheme is ensured thanks to a solution decomposition explained in full details in the most simple framework of a linear problem.

This method is then generalized to non-linear problems thanks to Gummel's linearization method.

In a second part, several two-dimensional numerical investigations of the AP-scheme are performed. These tests reveal a very weak dependence of the scheme accuracy with respect to the anisotropy direction, demonstrating the relevance of the use of non-adapted coordinates. The Asymptotic-Preserving property of the scheme is also validated for vanishing ϵ on linear as well as non-linear problems. The solution of the limit problem is accurately captured with no restrictions on the anisotropy strength. Furthermore, the computational efficiency of the method, in terms of memory as well as CPU usage, does not depend on this anisotropy strength.

Several applications of the present work can be investigated: at present time, the method has been used for the resolution of linear anisotropic diffusion problems for a two-fluid Euler-Lorentz model (see [6]) and the non-linear version of the method will be coupled to an Asymptotic-Preserving scheme for a one-fluid full Euler-Lorentz model (see [18]).

Acknowledgement. This work has been supported by the french magnetic fusion programme FR-FCM, by the INRIA large-scale initiative 'FUSION', by 'BOOST' and 'IODISSEE' ANR projects and by the CEA-Cadarache in the frame of the contract 'APPLA' (# V3629.001 av. 2). The authors wish to thank P. Degond for suggesting this problem and for very fruitful discussions on the topic.

REFERENCES

- [1] P.-R. Amestoy, I.-S. Duff, J.-Y. L'Excellent and J. Koster, *A fully asynchronous multifrontal solver using distributed dynamic scheduling*, SIAM J. Matrix Anal. Appl. **23**-1, 15–41, 2001.
- [2] R. Belaouar, N. Crouseilles, P. Degond and É. Sonnendrücker, *An asymptotically stable semi-lagrangian scheme in the quasi-neutral limit*, J. Sci. Comput. **41**, 341–365, 2009.
- [3] M. Benès, S. Yazaki and M. Kimura, *Computational studies of non-local anisotropic Allen-Cahn equation*, Math. Bohem. **136**-4, 429–437, 2011.
- [4] C. Besse, F. Deluzet, C. Negulescu, C. Yang, *Efficient numerical method for strongly anisotropic elliptic equations*, J. Sci. Comput., to appear.
- [5] S. Brull, P. Degond and F. Deluzet, *Numerical degenerate elliptic problems and their applications to magnetized plasma simulations*, Commun. Comput. Phys. **11**, 147–178, 2012.
- [6] S. Brull, P. Degond, F. Deluzet and A. Mouton, *Asymptotic-Preserving scheme for a two-fluid Euler-Lorentz model*, Kinet. Relat. Models **4**-4, 991–1023, 2011.
- [7] C. Buet, S. Cordier, B. Lucquin-Desreux and S. Mancini, *Diffusion limit of the Lorentz model: Asymptotic-Preserving schemes*, Model. Math. Anal. Numer. **36**-4, 631–655, 2002.
- [8] C. Buet and B. Després, *Asymptotic-Preserving and positive schemes for radiation hydrodynamics*, J. Comput. Phys. **215**, 717–740, 2006.
- [9] J.-A. Carrillo, T. Goudon and P. Lafitte, *Simulation of fluid and particles flows: Asymptotic-Preserving schemes for bubbling and flowing regimes*, J. Comput. Phys. **223**-1, 208–234, 2007.
- [10] P. Crispel, P. Degond and M.-H. Vignal, *Quasi-neutral fluid models for current-carrying plasmas*, J. Comput. Phys. **223**-1, 208–234, 2007.
- [11] P. Crispel, P. Degond and M.-H. Vignal, *An Asymptotic-Preserving scheme for the two-fluid Euler-Poisson model in the quasi-neutral limit*, J. Comput. Phys. **205**-2, 408–438, 2005.
- [12] P. Crispel, P. Degond and M.-H. Vignal, *A plasma expansion model based on the full Euler-Poisson system*, Math. Models Methods Appl. Sci. **17**-7, 1129–1158, 2007.
- [13] N. Crouseilles, E. Frénod, S. Hirstoaga and A. Mouton, *Two-Scale Macro-Micro decomposition of the Vlasov equation with a strong magnetic field*, Math. Model. Meth. Appl. Sci, accepted.
- [14] N. Crouseilles and M. Lemou, *An Asymptotic-Preserving scheme based on a micro-macro decomposition for collisional Vlasov equations: diffusion and high-field scaling limits*, Kinet. Relat. Models **4**-2, 441–477, 2011.

- [15] P. Degond, F. Deluzet, A. Lozinski, J. Narski and C. Negulescu, *Duality-based Asymptotic-Preserving method for highly anisotropic diffusion equations*, Commun. Math. Sci. **10**-1, 1–31, 2012.
- [16] P. Degond, F. Deluzet, J. Narski and C. Negulescu, *An Asymptotic-Preserving method for highly anisotropic elliptic equations based on a micro-macro decomposition*, J. Comput. Phys. **231**-7, 2724–2740, 2012.
- [17] P. Degond, *Asymptotic-preserving schemes for fluid models of plasmas*, in Collection “Panorama et Synthèses”, SMF, to appear.
- [18] S. Brull, P. Degond, and A. Mouton, *A numerical investigation of the full Euler-Lorentz model with a large magnetic field*, in preparation.
- [19] P. Degond, F. Deluzet, L. Navoret, A.-B. Sun and M.-H. Vignal, *Asymptotic-Preserving Particle-In-Cell method for the Vlasov-Poisson system near quasi-neutrality*, J. Comput. Phys. **229**-16, 5630–5652, 2010.
- [20] P. Degond, F. Deluzet and C. Negulescu, *An Asymptotic-Preserving scheme for an anisotropic elliptic problem*, Multiscale Model. Simul. **8**, 645–666, 2010.
- [21] P. Degond, F. Deluzet, A. Sangam and M.-H. Vignal, *An Asymptotic-Preserving scheme for the Euler equations in a strong magnetic field*, J. Comput. Phys. **228**-10, 3540–3558, 2009.
- [22] P. Degond, H. Liu, D. Savelief and M.-H. Vignal, *Numerical approximation of the Euler-Poisson-Boltzmann model in the quasi-neutral limit*, J. Sci. Comput. **51**, 59–86, 2012.
- [23] P. Degond, J.-G. Liu and M.-H. Vignal, *Analysis of an Asymptotic-Preserving scheme for the Euler-Poisson system in the quasi-neutral limit*, J. Numer. Anal. **46**-3, 1298–1322, 2008.
- [24] P. Degond and M. Tang, *All speed scheme for the low Mach number limit of the isentropic Euler equation*, Commun. Comput. Phys. **10**-1, 1-31, 2011.
- [25] C.-M. Elliot and R. Schätzle, *The limit of the fully anisotropic double-obstacle Allen-Cahn equation in the non-smooth case*, SIAM J. Math. Anal. **28**-2, 274–303, 1997.
- [26] F. Filbet and S. Jin, *A class of Asymptotic-Preserving schemes for kinetic equations and related problems with stiff sources*, J. Comput. Phys. **229**-20, 7625–7648, 2010.
- [27] F. Filbet and S. Jin, *An Asymptotic-Preserving Scheme for the ES-BGK model of the Boltzmann equation*, J. Sci. Comput. **46**-2, 204–224, 2011.
- [28] H.-K. Gummel, *A self-consistent iterative scheme for one-dimensional steady state transistor calculations*, IEEE Trans. Electron Devices **11**-10, 455–465, 1964.
- [29] R. D. Hazeltine, J.D.Meiss, *Plasma Confinement*, Dover Publications, 2003.
- [30] S. Jin, *Efficient Asymptotic-Preserving (AP) schemes for some multiscale kinetic equations*, J. Sci. Comput. **21**-2, 451–454, 1999.
- [31] A. Klar, *An Asymptotic-Preserving numerical scheme for kinetic equations in the low Mach number limit*, J. Numer. Anal. **36**, 1507–1527, 2009.
- [32] M. Lemou and L. Mieussens, *A new Asymptotic-Preserving scheme based on micro-macro decomposition for linear kinetic equations in the diffusion limit*, J. Sci. Comput. **31**, 334–368, 2008.
- [33] A. Lozinski, J. Narski, C. Negulescu *Highly anisotropic temperature balance equation and its asymptotic-preserving resolution*, submitted.
- [34] A. Mentrelli, C. Negulescu *Asymptotic-Preserving scheme for highly anisotropic non-linear diffusion equations*, Journal of Comp. Phys. 231 (2012), 8229–8245.
- [35] K. Miyamoto, *Controlled fusion and plasma physics*, Chapman & Hall, 2007.