



HAL
open science

A prior probabilistic model for multibody dynamical systems with uncertain rigid bodies

Anas Batou, Christian Soize

► **To cite this version:**

Anas Batou, Christian Soize. A prior probabilistic model for multibody dynamical systems with uncertain rigid bodies. 6th Asian Conference on Multibody Dynamics (ACMD 2012), Aug 2012, Shanghai, China. pp.1-7. hal-00734160

HAL Id: hal-00734160

<https://hal.science/hal-00734160>

Submitted on 20 Sep 2012

HAL is a multi-disciplinary open access archive for the deposit and dissemination of scientific research documents, whether they are published or not. The documents may come from teaching and research institutions in France or abroad, or from public or private research centers.

L'archive ouverte pluridisciplinaire **HAL**, est destinée au dépôt et à la diffusion de documents scientifiques de niveau recherche, publiés ou non, émanant des établissements d'enseignement et de recherche français ou étrangers, des laboratoires publics ou privés.

A prior probabilistic model for multibody dynamical systems with uncertain rigid bodies

Anas Batou

Laboratoire Modélisation et Simulation Multi Echelle, MSME UMR 8208,
Université Paris-Est
5 bd Descartes, 77454 Marne-la-Vallee, France
Email: anas.batou@univ-paris-est.fr

Christian Soize

Laboratoire Modélisation et Simulation Multi Echelle, MSME UMR 8208,
Université Paris-Est
5 bd Descartes, 77454 Marne-la-Vallee, France
Email: christian.soize@univ-paris-est.fr

ABSTRACT

This research is devoted to the construction and the identification of a prior stochastic model for an uncertain Rigid Body (RB) of a multibody dynamical system (MDS). The methods developed in the context of the multibody dynamics analysis are commonly used in many application fields (Automotive, railway vehicles, launch vehicle,) for which the required accuracy makes the modeling and the quantification of uncertainties unavoidable whenever they are not negligible. In some particular cases, rigid bodies can not be considered as deterministic (RB model of passengers, of a fuel tank,). In this context, we propose a construction of a random RB using the maximum entropy principle. Therefore the mass, the center of mass and the tensor of inertia of the classical deterministic rigid body are replaced by random variables which allows the random dynamical response of the MDS to be calculated. The PDF of these random variables depend on some parameters which are identified using experimental responses of the MDS. The methodology is presented and is validated through an application.

1 INTRODUCTION

This study is devoted to the construction of a probabilistic model of uncertainties for a rigid multibody dynamical system made up of uncertain rigid bodies. In some cases, the mass distribution inside a rigid body is not perfectly known and must be considered as random (for example, the distribution of passengers inside a vehicle) and therefore, this unknown mass distribution inside the rigid body induces uncertainties in the model of this rigid body. Here, we propose a new probabilistic modeling

for uncertain rigid bodies in the context of the multibody dynamics. Concerning the modeling of uncertainties in multibody dynamical system, a very few previous researches have been carried out. These researches concerned parameters which describe the joints linking each rigid body to the others and the external sources (see [1, 2, 3, 4, 5]), but not rigid bodies themselves. In the field of uncertain rigid bodies, a first work has been proposed in [6, 7], in which the authors take into account uncertain rigid bodies for rotor dynamical systems using the nonparametric probabilistic approach [8, 9] consisting in replacing the mass and gyroscopic matrices by random matrices.

In this paper, a general and complete stochastic model is constructed for an uncertain rigid body. The mass, the center of mass and the tensor of inertia which describe the rigid body are modeled by random variables. The prior probability distributions of the random variables are constructed using the maximum entropy principle [10] from Information Theory [11]. The generator of independent realizations corresponding to the prior probability distributions of these random quantities are developed and presented. Then, several uncertain rigid bodies can be linked each others in order to calculate the random response of an uncertain multibody dynamical system. The stochastic multibody dynamical equations are solved using the Monte Carlo simulation method.

Section 2 is devoted to the construction of the mean model for the rigid multibody dynamical system by using the classical method. In Section 3, firstly, we propose a general probability model for an unconstrained uncertain rigid body and secondly, the uncertain rigid multibody dynamical system is obtained by joining this unconstrained uncertain rigid body to the other rigid bodies. The last section is devoted to an application which illus-

trates the proposed theory.

2 MEAN MODEL FOR THE RIGID MULTIBODY DYNAMICAL SYSTEM

In this paper, the usual model of a rigid multibody dynamical system for which all the mechanical properties are known will be called the mean model (or the nominal model). This section is devoted to the construction of the mean model for a rigid multibody dynamical system. This mean model is constructed as in ([12, 13]) and is summarized below.

2.1 Dynamical equations for a rigid body of the multibody system

Let RB_i be the rigid body occupying a bounded domain Ω_i with a given geometry. Let ξ be the generic point of the three dimensional space. Let $\mathbf{x} = (x_1, x_2, x_3)$ be the position vector of point ξ defined in a fixed inertial frame $(O, x_{0,1}, x_{0,2}, x_{0,3})$, such that $\mathbf{x} = \overrightarrow{O\xi}$. The rigid body class is then defined by three quantities.

(1) The first one is the mass m_i of RB_i which is such that

$$m_i = \int_{\Omega_i} \rho(\mathbf{x}) d\mathbf{x} \quad , \quad (1)$$

where $\rho(\mathbf{x})$ is the mass density.

(2) The second quantity is the position vector \mathbf{r}_i of the center of mass G_i , defined in the fixed inertial frame, by

$$\mathbf{r}_i = \frac{1}{m_i} \int_{\Omega_i} \mathbf{x} \rho(\mathbf{x}) d\mathbf{x} \quad . \quad (2)$$

(3) Let $(G_i, x'_{i,1}, x'_{i,2}, x'_{i,3})$ be the local frame for which the origin is G_i and which is deduced from the fixed frame $(O, x_{0,1}, x_{0,2}, x_{0,3})$ by the translation $\overrightarrow{OG_i}$ and a rotation defined by the three Euler angles α_i, β_i and γ_i . The third quantity is the positive-definite matrix $[J_i]$ of the tensor of inertia in the local frame such that

$$[J_i] \mathbf{u} = - \int_{\Omega_i} \mathbf{x}' \times \mathbf{x}' \times \mathbf{u} \rho(\mathbf{x}') d\mathbf{x}' \quad , \quad \forall \mathbf{u} \in \mathbb{R}^3 \quad , \quad (3)$$

in which the vector $\mathbf{x}' = (x'_1, x'_2, x'_3)$ of the components of vector $\overrightarrow{G_i\xi}$ are given in $(G_i, x'_{i,1}, x'_{i,2}, x'_{i,3})$. In the above equation, $\mathbf{u} \times \mathbf{v}$ denotes the cross product between the vectors \mathbf{u} and \mathbf{v} .

2.2 Matrix model for the rigid multibody dynamical system

The rigid multibody dynamical system is made up of n_b rigid bodies and ideal joints including rigid joints, joints with given motion (rheonomic constraints) and vanishing joints (free motion). The interactions between the rigid bodies are realized by these ideal joints but also by springs, dampers or actuators

which produce forces between the bodies. In this paper, only n_c holonomic constraints are considered. Let \mathbf{u} be the vector in \mathbb{R}^{6n_b} such that $\mathbf{u} = (\mathbf{r}_1, \dots, \mathbf{r}_{n_b}, \mathbf{s}_1, \dots, \mathbf{s}_{n_b})$ in which $\mathbf{s}_i = (\alpha_i, \beta_i, \gamma_i)$ is the rotation vector. The n_c constraints are given by n_c implicit equations which are globally written as $\varphi(\mathbf{u}, t) = 0$. The $(6n_b \times 6n_b)$ mass matrix $[M]$ is defined by

$$[M] = \begin{bmatrix} [M^r] & 0 \\ 0 & [M^s] \end{bmatrix} \quad , \quad (4)$$

where the $(3n_b \times 3n_b)$ matrices $[M^r]$ and $[M^s]$ are defined by

$$[M^r] = \begin{bmatrix} m_1 [I_3] & \cdots & 0 \\ \vdots & \ddots & \vdots \\ 0 & \cdots & m_{n_b} [I_3] \end{bmatrix} \quad , \quad [M^s] = \begin{bmatrix} [J_1] & \cdots & 0 \\ \vdots & \ddots & \vdots \\ 0 & \cdots & [J_{n_b}] \end{bmatrix} \quad , \quad (5)$$

in which $[I_3]$ is the (3×3) identity matrix. The function $\{\mathbf{u}(t), \in [0, T]\}$ is then the solution of the following differential equation (see [13])

$$\begin{bmatrix} [M] & [\varphi_{\mathbf{u}}]^T \\ [\varphi_{\mathbf{u}}] & [0] \end{bmatrix} \begin{bmatrix} \ddot{\mathbf{u}} \\ \boldsymbol{\lambda} \end{bmatrix} = \begin{bmatrix} \mathbf{q} - \mathbf{k} \\ -\frac{d}{dt} \varphi_t - [\frac{d}{dt} \varphi_{\mathbf{u}}] \dot{\mathbf{u}} \end{bmatrix} \quad , \quad (6)$$

with the initial conditions

$$\mathbf{u}(0) = \mathbf{u}_0 \quad , \quad \dot{\mathbf{u}}(0) = \mathbf{v}_0 \quad , \quad (7)$$

in which $\mathbf{k}(\dot{\mathbf{u}})$ is the vector of the Coriolis forces and where $[\varphi_{\mathbf{u}}(\mathbf{u}(t), t)]_{ij} = \partial \varphi_i(\mathbf{u}(t), t) / \partial u_j(t)$ and $\varphi_t = \partial \varphi / \partial t$. The vector $\mathbf{q}(\mathbf{u}, \dot{\mathbf{u}}, t)$ is constituted of the applied forces and torques induced by springs, dampers and actuators. The vector $\boldsymbol{\lambda}(t)$ is the vector of the Lagrange multipliers. Equation (6) can be solved using an adapted integration algorithm (see for instance [14]).

3 STOCHASTIC MODEL FOR THE DYNAMICAL SYSTEM WITH UNCERTAIN RIGID BODIES

Firstly, a stochastic model for an uncertain rigid body of the multibody dynamical system is proposed and secondly, the stochastic model for the multibody dynamical system with uncertain rigid bodies is constructed joining the stochastic model of the uncertain rigid bodies.

3.1 Stochastic model for an uncertain rigid body of the multibody dynamical system

The properties of the mean model (or the nominal model) of the rigid body RB_i are defined by its mass m_i , the position vector $\mathbf{r}_{0,i}$ of its center of mass G_i at initial time $t = 0$ and the matrix $[J_i]$ of its tensor of inertia with respect to the local frame $(G_i, x'_{i,1}, x'_{i,2}, x'_{i,3})$. The probabilistic model of uncertainties for this rigid body is constructed by replacing these three parameters by the following three random variables: the random mass M_i , the random position vector $\mathbf{R}_{0,i}$ of its random center of mass G_i at initial time $t = 0$ and the random matrix $[J_i]$

of its random tensor of inertia with respect to the random local frame $(\mathbf{G}_i, \underline{x}'_{i,1}, \underline{x}'_{i,2}, \underline{x}'_{i,3})$. The probability density functions (PDF) of these three random variables are constructed using the maximum entropy principle (see [11], [10]), that is to say, in maximizing the uncertainties in the model under the constraints defined by the available information.

3.1.1 Construction of the PDF for the random mass

(i) Available information

Let $E\{\cdot\}$ be the mathematical expectation. The available information for the random mass M_i is defined as follows. Firstly, the random variable M_i must be positive almost surely. Secondly, the mean value of the random mass M_i must be equal to the value \underline{m}_i of the mean (or nominal) model. Thirdly, as it is proven in [9], the random mass must verify the inequality $E\{M_i^{-2}\} < +\infty$ in order that a second-order solution exists for the stochastic dynamical system. In addition, it is also proven that this constraint can be replaced by $|E\{\log M_i\}| < +\infty$.

(ii) Maximum entropy principle

The probability density function $\mu \mapsto p_{M_i}(\mu)$ of the random variable M_i is constructed by maximizing the entropy under the constraints defined above. The solution of this optimization problem is the PDF of a gamma random variable defined on $]0, +\infty[$. This PDF depends on two parameters which are the nominal value \underline{m}_i and the coefficient of variation δ_{M_i} of the random variable M_i such that $\delta_{M_i} = \sigma_{M_i}/\underline{m}_i$ where σ_{M_i} is the standard deviation of the random variable M_i . Therefore, the PDF of the random mass is completely defined by the mean value \underline{m}_i and by the dispersion parameter δ_{M_i} .

3.1.2 Construction of the PDF for the random position vector $\mathbf{R}_{0,i}$

In this subsection, the PDF of the random initial position vector $\mathbf{R}_{0,i}$ of the center of mass of RB_i at initial time $t = 0$ is constructed.

(i) Available information

The position vector $\underline{\mathbf{r}}_{0,i}$ of the center of mass $\underline{\mathbf{G}}_i$ at initial time $t = 0$ of the mean (or nominal) model is given. However, the real position is not exactly known and $\underline{\mathbf{r}}_{0,i}$ only corresponds to a mean position. Consequently, there is an uncertainty about the real position and this is the reason why this position is modeled by the random vector $\mathbf{R}_{0,i}$. Some geometrical and mechanical considerations lead us to introduce an admissible domain D_i of random vector $\mathbf{R}_{0,i}$. We introduce the vector \mathbf{h} of the parameters describing the geometry of domain D_i . In addition, the mean value of the random vector $\mathbf{R}_{0,i}$ must be equal to the value $\underline{\mathbf{r}}_{0,i}$ of the mean (or nominal) model. Therefore, the available information for random variable $\mathbf{R}_{0,i}$ can be written as

$$\begin{aligned} \mathbf{R}_{0,i} \in D_i(\mathbf{h}) \quad \text{a.s.} \quad , & \quad (a) \\ E\{\mathbf{R}_{0,i}\} = \underline{\mathbf{r}}_{0,i} \in D_i(\mathbf{h}) \quad . & \quad (b) \end{aligned} \quad (8)$$

(ii) Maximum entropy principle

The probability density function $\mathbf{a} \mapsto p_{\mathbf{R}_{0,i}}(\mathbf{a})$ of random variable $\mathbf{R}_{0,i}$ is then constructed by maximizing the entropy with the constraints defined by the available information in Eq. (8). The solution of this optimization problem depends on two parameters which are $\underline{\mathbf{r}}_{0,i}$ and vector-valued parameter \mathbf{h} , and is such that

$$p_{\mathbf{R}_{0,i}}(\mathbf{a}; \mathbf{h}) = \mathbb{1}_{D_i(\mathbf{h})}(\mathbf{a}) C_0 e^{-\langle \boldsymbol{\lambda}, \mathbf{a} \rangle} \quad . \quad (9)$$

The positive valued parameter C_0 and vector $\boldsymbol{\lambda}$ are the unique solution of the equations

$$\begin{aligned} C_0 \int_{D_i(\mathbf{h})} e^{-\langle \boldsymbol{\lambda}, \mathbf{a} \rangle} d\mathbf{a} &= 1 \quad , & (a) \\ C_0 \int_{D_i(\mathbf{h})} \mathbf{a} e^{-\langle \boldsymbol{\lambda}, \mathbf{a} \rangle} d\mathbf{a} &= \underline{\mathbf{r}}_{0,i} \quad . & (b) \end{aligned} \quad (10)$$

(iii) Generator of independent realizations

The independent realizations of random variable $\mathbf{R}_{0,i}$ must be generated using the constructed PDF $p_{\mathbf{R}_{0,i}}$. Such a generator can be obtained using the Monte Carlo Markov Chain (MCMC) method (Metropolis-Hastings algorithm [18]).

3.1.3 Random matrix $[\mathbf{J}_i]$ of the random tensor of inertia.

In this subsection, the random matrix $[\mathbf{J}_i]$ of the random tensor of inertia with respect to $(\mathbf{G}_i, \underline{x}'_{i,1}, \underline{x}'_{i,2}, \underline{x}'_{i,3})$ is defined and an algebraic representation of this random matrix is constructed. The mass distribution around the random center of mass \mathbf{G}_i is uncertain and consequently, the tensor of inertia is also uncertain. This is the reason why the matrix $[\underline{J}_i]$ of the tensor of inertia of the mean (or nominal) model with respect to $(\underline{\mathbf{G}}_i, \underline{x}'_{i,1}, \underline{x}'_{i,2}, \underline{x}'_{i,3})$ is replaced by a random matrix $[\mathbf{J}_i]$ which is constructed by using the maximum entropy principle.

We introduce the positive-definite matrix $[Z_i]$ independent of m_i such that

$$[Z_i] = \frac{1}{m_i} \left\{ \frac{\text{tr}([J_i])}{2} [I_3] - [J_i] \right\} \quad . \quad (11)$$

Then $[J_i]$ can be calculated as a function of $[Z_i]$,

$$[J_i] = m_i \{ \text{tr}([Z_i]) [I_3] - [Z_i] \} \quad . \quad (12)$$

It can be proven that $[Z_i]$ is positive definite and that each positive definite matrix $[J_i]$ constructed using Eq. (12), where $[Z_i]$ is a given positive definite matrix, can be interpreted as the matrix of a tensor of inertia of a physical rigid body for which the mass is 1 (see [15]).

The probabilistic modeling $[\mathbf{J}_i]$ of $[J_i]$ consists in introducing the random matrix $[\mathbf{Z}_i]$ and in using Eq. (12) in which m_i is replaced by the random variable M_i and where $[Z_i]$ is replaced by $[\mathbf{Z}_i]$. We then obtain

$$[\mathbf{Z}_i] = \frac{1}{M_i} \left\{ \frac{\text{tr}([\mathbf{J}_i])}{2} [I_3] - [\mathbf{J}_i] \right\} \quad , \quad (13)$$

$$[\mathbf{J}_i] = M_i \{tr([\mathbf{Z}_i]) [I_3] - [\mathbf{Z}_i]\} \quad . \quad (14)$$

(i) *Available information concerning random matrix* $[\mathbf{Z}_i]$

Let us introduce (1) the nominal value $[\underline{Z}_i]$ of deterministic matrix $[\mathbf{Z}_i]$ such that $[\underline{Z}_i] = (1/\underline{m}_i) \{tr([\underline{Z}_i])/2[I_3] - [\underline{Z}_i]\}$ and (2) the upper bound $[Z_i^{max}]$ of random matrix $[\mathbf{Z}_i]$. Then, the available information for $[\mathbf{Z}_i]$ can be summarized as follows,

$$\begin{aligned} [\mathbf{Z}_i] &\in \mathbb{M}_3^+(\mathbb{R}) \quad a.s. \quad , \\ \{[Z_i^{max}] - [\mathbf{Z}_i]\} &\in \mathbb{M}_3^+(\mathbb{R}) \quad a.s. \quad , \\ E\{[\mathbf{Z}_i]\} &= [\underline{Z}_i] \quad , \\ E\{\log(\det[\mathbf{Z}_i])\} &= C_i^l \quad , \quad |C_i^l| < +\infty \quad , \\ E\{\log(\det([Z_i^{max}] - [\mathbf{Z}_i]))\} &= C_i^u \quad , \quad |C_i^u| < +\infty \quad . \end{aligned} \quad (15)$$

For more convenience, random matrix $[\mathbf{Z}_i]$ is normalized as follow. Matrix $[\underline{Z}_i]$ being positive definite, its Cholesky decomposition yields $[\underline{Z}_i] = [\underline{L}_{Z_i}]^T [\underline{L}_{Z_i}]$ in which $[\underline{L}_{Z_i}]$ is an upper triangular matrix in the set $\mathbb{M}_3(\mathbb{R})$ of all the (3×3) real matrices. Then, random matrix $[\mathbf{Z}_i]$ can be rewritten as

$$[\mathbf{Z}_i] = [\underline{L}_{Z_i}]^T [\mathbf{G}_i] [\underline{L}_{Z_i}] \quad , \quad (16)$$

in which the matrix $[\mathbf{G}_i]$ is a random matrix for which the available information is

$$\begin{aligned} [\mathbf{G}_i] &\in \mathbb{M}_3^+(\mathbb{R}) \quad a.s. \quad , \\ \{[G_i^{max}] - [\mathbf{G}_i]\} &\in \mathbb{M}_3^+(\mathbb{R}) \quad a.s. \quad , \\ E\{[\mathbf{G}_i]\} &= [I_3] \quad , \\ E\{\log(\det[\mathbf{G}_i])\} &= C_i^{l'} \quad , \quad |C_i^{l'}| < +\infty \quad , \\ E\{\log(\det([G_i^{max}] - [\mathbf{G}_i]))\} &= C_i^{u'} \quad , \quad |C_i^{u'}| < +\infty \quad , \end{aligned} \quad (17)$$

in which $C_i^{l'} = C_i^l - \log(\det[\underline{Z}_i])$, $C_i^{u'} = C_i^u - \log(\det[\underline{Z}_i])$ and where the matrix $[G_i^{max}]$ is an upper bound for random matrix $[\mathbf{G}_i]$ and is defined by $[G_i^{max}] = ([\underline{L}_{Z_i}]^T)^{-1} [Z_i^{max}] [\underline{L}_{Z_i}]^{-1}$.

(ii) *Maximum entropy principle*

The probability distribution of random matrix $[\mathbf{G}_i]$ is constructed using the maximum entropy principle under the constraints defined by the available information given by Eq. (17). The probability density function $p_{[\mathbf{G}_i]}([G])$ with respect to the volume element $\tilde{d}G$ of random matrix $[\mathbf{G}_i]$ is then written as

$$\begin{aligned} p_{[\mathbf{G}_i]}([G]) &= \mathbf{1}_{\mathbb{M}_3^+(\mathbb{R})}([G]) \times \mathbf{1}_{\mathbb{M}_3^+(\mathbb{R})}([G_i^{max}] - [G]) \times C_{G_i} \\ &\times (\det [G])^{-\lambda_l} \times (\det ([G_i^{max}] - [G]))^{-\lambda_u} \times e^{-\text{tr}([\mu][G])} \quad , \end{aligned} \quad (18)$$

in which the positive valued parameter C_{G_i} is a normalization constant, the real parameters $\lambda_l < 1$ and $\lambda_u < 1$ are Lagrange multipliers relative to the two last constraints defined by Eq. (17)

and the symmetric real matrix $[\mu]$ is a Lagrange multiplier relative to the third constraint defined by Eq. (17). This probability density function is a particular case the Kummer-Beta matrix variate distribution (see [16], [17]) for which the lower bound is a zero matrix.

Parameters C_{G_i} , λ_l , λ_u and matrix $[\mu]$ are the unique solution of the equations

$$\begin{aligned} E\{\mathbf{1}_{\mathbb{M}_3^+(\mathbb{R})}([\mathbf{G}_i])\} &= 1 \quad , \\ E\{[\mathbf{G}_i]\} &= [I_3] \quad , \\ E\{\log(\det[\mathbf{G}_i])\} &= C_i^{l'} \quad , \\ E\{\log(\det([G_i^{max}] - [\mathbf{G}_i]))\} &= C_i^{u'} \quad . \end{aligned} \quad (19)$$

For fixed values of λ_l and λ_u , parameters C_{G_i} and $[\mu]$ can be estimated using Eq. (19). In Eq. (19), since the parameters $C_i^{l'}$ and $C_i^{u'}$ have no real physical meaning, the parameters λ_l and λ_u are kept as parameters which then allows the "shape" of the PDF to be controlled. If experimental data are available for the responses of the dynamical system, then the two parameters λ_l and λ_u can be identified solving an inverse problem. If experimental data are not available, these two parameters allow a sensitivity analysis of the solution to be carried out with respect to the level of uncertainties.

(iii) *Properties for random matrix* $[\mathbf{J}_i]$

It is proven in [15] that using Eq. (14) and the available information defined by Eq. (15), the following important properties for random matrix $[\mathbf{J}_i]$ can be deduced,

$$\begin{aligned} \{\frac{1}{2}tr([\mathbf{J}_i]) [I_3] - [\mathbf{J}_i]\} &\in \mathbb{M}_3^+(\mathbb{R}) \quad a.s. \quad , \quad (a) \\ \{[\mathbf{J}_i^{max}] - [\mathbf{J}_i]\} &\in \mathbb{M}_3^+(\mathbb{R}) \quad a.s. \quad , \quad (b) \\ E\{[\mathbf{J}_i]\} &= [\underline{J}_i] \quad , \quad (c) \\ \{\lambda_l < -2, \lambda_u < 0\} &\Rightarrow E\{\|[\mathbf{J}_i]^{-1}\|^2\} < +\infty \quad , \quad (d) \end{aligned} \quad (20)$$

in which the random matrix $[\mathbf{J}_i^{max}]$, which represents a random upper bound for random matrix $[\mathbf{J}_i]$, is defined by

$$[\mathbf{J}_i^{max}] = M_i \{tr([Z_i^{max}]) [I_3] - [Z_i^{max}]\} \quad . \quad (21)$$

It should be noted that Eq. (20-a) implies that each realization of random matrix $[\mathbf{J}_i]$ corresponds to the matrix of a tensor of inertia of a physical rigid body. In addition, this equation implies that random matrix $[\mathbf{J}_i]$ is almost surely positive definite. Eq. (20-b) provides a random upper bound for random matrix $[\mathbf{J}_i]$. Eq. (20-c) corresponds to a construction for which the mean value of random matrix $[\mathbf{J}_i]$ is equal to the nominal value $[\underline{J}_i]$. Finally, Eq. (20-d) is necessary for that the random solution of the nonlinear dynamical system be a second-order stochastic process.

(iv) *Generator of independent realizations for random matrix* $[\mathbf{J}_i]$

The generator of independent realizations of random matrix

$[\mathbf{G}_i]$ is based on the Monte Carlo Markov Chain (MCMC) (Metropolis-Hastings algorithm [18]) with the PDF defined by Eq. (18). Then, independent realizations of random matrix $[\mathbf{Z}_i]$ are obtained using Eq. (16). Finally, independent realizations of random matrix $[\mathbf{J}_i]$ are obtained using Eq. (14) and independent realizations of random mass M_i .

3.2 Stochastic matrix model for a multibody dynamical system with uncertain rigid bodies and its random response

In order to limit the developments, it is assumed that only one of the n_b rigid bodies denoted by \mathbf{RB}_i of the rigid multibody system is uncertain. The extension to several uncertain rigid bodies is straightforward. Let the $6n_b$ random coordinates be represented by the \mathbb{R}^{6n_b} -valued stochastic process $\mathbf{U} = (\mathbf{R}_1, \dots, \mathbf{R}_{n_b}, \mathbf{S}_1, \dots, \mathbf{S}_{n_b})$ indexed by $[0, T]$ and let the n_c random Lagrange multipliers be represented by the \mathbb{R}^{n_c} -valued stochastic process $\mathbf{\Lambda}$ indexed by $[0, T]$. The deterministic Eq. (6) becomes the following stochastic equation

$$\begin{bmatrix} [\mathbf{M}] & [\varphi_u]^T \\ [\varphi_u] & [0] \end{bmatrix} \begin{bmatrix} \ddot{\mathbf{U}} \\ \mathbf{\Lambda} \end{bmatrix} = \begin{bmatrix} \mathbf{q} - \mathbf{K} \\ -\frac{d}{dt}\varphi_t - [\frac{d}{dt}\varphi_u] \dot{\mathbf{U}} \end{bmatrix}, \quad (22)$$

$$\mathbf{U}(0) = \mathbf{U}_0, \quad \dot{\mathbf{U}}(0) = \mathbf{v}_0, \quad a.s. \quad (23)$$

in which the vector $\mathbf{U}_0 = (\mathbf{r}_{0,1}, \dots, \mathbf{R}_{0,i}, \dots, \mathbf{r}_{0,n_b}, \mathbf{s}_{0,1}, \dots, \mathbf{s}_{0,n_b})$ is random due to the random vector $\mathbf{R}_{0,i}$. For all given real vector $\dot{\mathbf{u}}$, the vector $\mathbf{K}(\dot{\mathbf{u}})$ of the Coriolis forces is random due to the random matrix $[\mathbf{J}_i]$. The random mass matrix $[\mathbf{M}]$ is defined by

$$[\mathbf{M}] = \begin{bmatrix} [\mathbf{M}^r] & 0 \\ 0 & [\mathbf{M}^s] \end{bmatrix}, \quad (24)$$

in which the $(3n_b \times 3n_b)$ random matrices $[\mathbf{M}^r]$ and $[\mathbf{M}^s]$ are defined by

$$[\mathbf{M}^r] = \begin{bmatrix} m_1[I_3] & \dots & 0 \\ \vdots & M_i[I_3] & \vdots \\ 0 & \dots & m_{n_b}[I_3] \end{bmatrix}, \quad (25)$$

$$[\mathbf{M}^s] = \begin{bmatrix} [J_1] & \dots & 0 \\ \vdots & [\mathbf{J}_i] & \vdots \\ 0 & \dots & [J_{n_b}] \end{bmatrix}. \quad (26)$$

Random Eqs. (22) and (23) are solved using the Monte Carlo simulation method.

4 APPLICATION

In this section, we present a numerical application which validates the methodology presented in this paper.

4.1 Description of the mean model

The rigid multibody model is made up of five rigid bodies and six joints which are described in the fixed frame $(O, x_{0,1}, x_{0,2}, x_{0,3})$. The plan defined by $(O, x_{0,1}, x_{0,2})$ is identified below as the "ground". The gravity forces in the $x_{0,3}$ -direction are taken into account.

(i) Rigid bodies

In the initial configuration, the rigid bodies $Rb1, Rb2, Rb3$ and $Rb4$ are cylinders for which the axes follow the $x_{0,3}$ -direction. In the initial configuration, the rigid body $Rb5$ is supposed to be symmetric with respect to the planes $(G5, x_{0,1}, x_{0,2})$ and $(G5, x_{0,1}, x_{0,3})$ in which $G5$ is the center of mass of $Rb5$.

(ii) Joints

– The joint *Ground-Rb1* is made up of a prismatic joint following $x_{0,3}$ -direction. The displacement following $x_{0,3}$ -direction, denoted by $u1(t)$, is imposed. Displacement $u1(t)$ is zero in the range $[0, 1 \times 10^{-3}]s$, is linearly increasing in the range $[1 \times 10^{-3}, 6 \times 10^{-3}]s$ and is equal to $10^{-2} m$ in the range $[6 \times 10^{-3}, 3 \times 10^{-2}]s$. The joint *Ground-Rb2* is a prismatic joint following $x_{0,3}$ -direction. The displacement following $x_{0,3}$ -direction denoted by $u2(t)$, is imposed. Displacement $u1(t)$ is zero in the range $[0, 1.1 \times 10^{-2}]s$, is linearly increasing in the range $[1.1 \times 10^{-2}, 1.6 \times 10^{-2}]s$ and is equal to $10^{-2} m$ in the range $[1.6 \times 10^{-2}, 3 \times 10^{-2}]s$. The displacement following $x_{0,1}$ -direction is unconstrained.

– The joints *Rb1-Rb3* and *Rb2-Rb4* are constituted of 6D spring-dampers.

– Finally, the joints *Rb3-Rb5* and *Rb4-Rb5* are $x_{0,2}$ -direction revolute joints.

4.2 Random response of the stochastic model

Rigid body $Rb5a$ is considered as uncertain and is therefore modeled by a random rigid body. As explained in Section 3, the elements of inertia of the uncertain rigid Body $Rb5$ are replaced by random quantities. The fluctuation of the response is controlled by four parameters δ_{M_5} , \mathbf{h} , λ_l and λ_u . A sensitivity analysis is carried out with respect to these four parameters. Statistics on the transient response are estimated using the Monte Carlo simulation method with 500 independent realizations. The initial velocities and angular velocities are zero. The observation point P_{obs} belongs to $Rb5$.

(i) Case 1: M_5 is random, $\mathbf{R}_{0,5}$ is deterministic and $[\mathbf{J}_5]$ is deterministic.

We choose $\delta_{M_5} = 0.5$. The confidence region, with a probability level $P_c = 0.90$, of the random acceleration of point P_{obs} is plotted in Fig. 1. It can be noted that the acceleration is sensitive to the mass uncertainties.

(ii) Case 2: M_i is deterministic, $\mathbf{R}_{0,5}$ is deterministic and $[\mathbf{J}_5]$ is random.

We choose $\lambda_l = -5$ and $\lambda_u = -5$ for random matrix $[\mathbf{J}_5]$. The confidence region, with a probability level $P_c = 0.90$, of

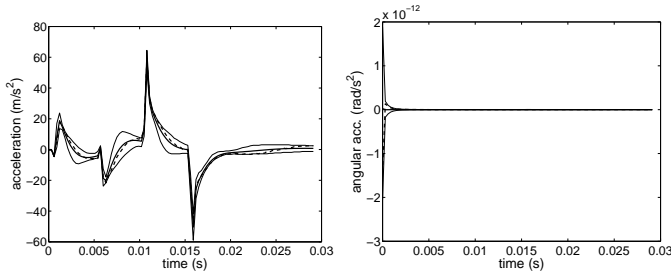


Figure 1. Random transient acceleration of point P_{obs} , Case 1: confidence region (upper and lower thin solid lines), mean response (thick solid line) and response of the mean model (dashed line); $x_{0,3}$ -acceleration (left figure) and $x_{0,1}$ -angular acceleration (right figure).

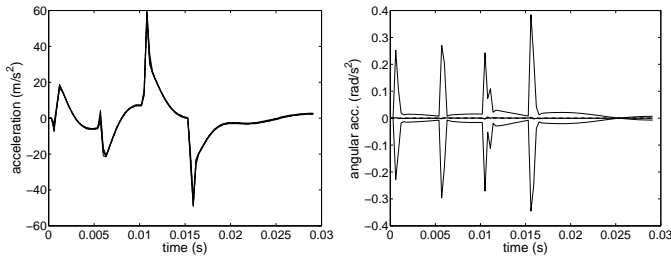


Figure 2. Random transient acceleration of point P_{obs} , Case 2: confidence region (upper and lower envelopes), mean response and response of the mean model are superimposed; $x_{0,3}$ -acceleration (left figure) and $x_{0,1}$ -angular acceleration (right figure).

the random acceleration of point P_{obs} is plotted in Fig. 2. We can remark, as it was expected, that the angular acceleration is sensitive to uncertainties on the tensor of inertia.

(iii) Case 3: M_5 is deterministic, $\mathbf{R}_{0,5}$ is random and $[\mathbf{J}_5]$ is deterministic.

The domain of $\mathbf{R}_{0,5}$ is supposed to be a parallelepiped which is centered at point $(0, 0, 0.55)$ for which its edges are parallel to the directions $x_{0,1}$, $x_{0,2}$ and $x_{0,3}$ and for which the lengths following these three directions are respectively 0.5, 0.2 and 0.02. The confidence region, with a probability level $P_c = 0.90$, of the random acceleration of point P_{obs} is plotted in Fig. 3. We can remark that the angular acceleration is sensitive to uncertainties on initial center of mass of $Rb5$.

(iv) Case 4: M_5 , $\mathbf{R}_{0,5}$ and $[\mathbf{J}_5]$ are random.

The values of the parameters of the PDF are those fixed in the three previous cases. The confidence region, with a probability level $P_c = 0.90$, of the random acceleration of point P_{obs} is plotted in Fig. 4. It can be viewed that (1) the randomness on the acceleration is mainly due to the randomness of mass M_5 , (2) the randomness on the angular acceleration is mainly due to the randomness of the initial position $\mathbf{R}_{0,5}$ of the center of mass

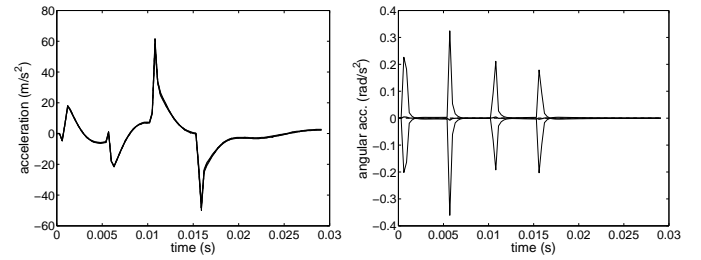


Figure 3. Random transient acceleration of point P_{obs} , Case 3: confidence region (upper and lower envelopes), mean response and response of the mean model are superimposed; $x_{0,3}$ -acceleration (left figure) and $x_{0,1}$ -angular acceleration (right figure).

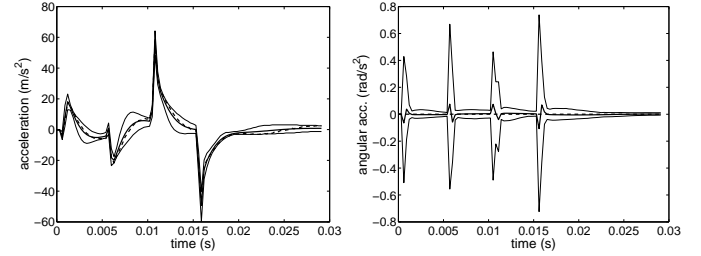


Figure 4. Random transient acceleration of point P_{obs} , Case 4: confidence region (upper and lower thin solid lines), mean response (thick solid line) and response of the mean model (dashed line); $x_{0,3}$ -acceleration (left figure) and $x_{0,1}$ -angular acceleration (right figure).

and the random tensor of inertia $[\mathbf{J}_5]$.

5 CONCLUSION

We have presented a complete and general probabilistic modeling of uncertain rigid bodies taking into account all the known mechanical and mathematical properties of a rigid body. This probabilistic model of uncertainties is used to construct the stochastic equations of uncertain multibody dynamical systems. The random dynamical responses can then be calculated. In the proposed probabilistic model, the mass, the center of mass and the tensor of inertia are modeled by random variables for which the prior probability density functions are constructed using the maximum entropy principle under the constraints defined by all the available mathematical, mechanical and design properties. Several uncertain rigid bodies can be linked each others in order to obtain the stochastic dynamical model of the uncertain multibody dynamical system. The theory proposed has been illustrated analyzing a simple example. The results obtained clearly show the role played by uncertainties and the sensitivity of the responses due to uncertainties on (1) the mass (2) the center of mass and (3) the tensor of inertia. Such a prior stochastic model

allows the robustness of the responses to be analyzed with respect to uncertainties. If experimental data were available on the responses, then the parameters which control the level of uncertainties could be estimated by solving an inverse stochastic problem.

REFERENCES

- [1] Li, L.; Corina Sandu, C.: On the impact of cargo weight, vehicle parameters, and terrain characteristics on the prediction of traction for off-road vehicles, *Journal of Terramechanics* 44, pp. 221-238, 2007.
- [2] Schmitt, K.P.; Anitescu, M.; Negrut, D.: Efficient sampling for spatial uncertainty quantification in multibody system dynamics applications, *Int. J. Numer. Meth. Engng.* 80, pp. 537-564, 2009.
- [3] Carrarini, A.: Reliability based analysis of the crosswind stability of railway vehicles, *Journal of Wind Engineering and Industrial Aerodynamics* 95, pp. 493-509, 2007.
- [4] Negrut, D.; Datar, M.; Gorsich, D.; Lamb, D.: A framework for uncertainty quantification in nonlinear multi-body system dynamics, *Proceedings of the 26th Army Science Conference*. Orlando, FL, 2008.
- [5] Sandu, A.; Sandu, C.; Ahmadian, M.: Modeling multibody dynamic systems with uncertainties. Part I: theoretical and computational aspects, *Multibody System Dynamics* 23, pp. 375-395, 2006.
- [6] Murthy, R.; Mignolet, M.P.; El-Shafei, A.: Nonparametric stochastic modeling of uncertainty in rotordynamics—Part I: Formulation, *J. Eng. Gas Turbines Power* 132(9):092501, 2010.
- [7] Murthy, R.; Mignolet, M.P.; El-Shafei, A.: Nonparametric stochastic modeling of uncertainty in rotordynamics—Part II: Applications, *J. Eng. Gas Turbines Power* 132(9):092502, 2010.
- [8] Soize, C.: A nonparametric model of random uncertainties on reduced matrix model in structural dynamics, *Probabilistic Engineering Mechanics* 15(3), pp. 277-294, 2000.
- [9] Soize, C.: Maximum entropy approach for modeling random uncertainties in transient elastodynamics, *J. Acoust. Soc. Am.* 109(5), pp. 1979-1996, 2001.
- [10] Jaynes, E.T.: Information theory and statistical mechanics, *Physical Review* 106(4):620-630 and 108(2), pp. 171-190, 1957.
- [11] Shannon, C.E.: A mathematical theory of communication, *Bell System Technology Journal* 27, pp. 379-423 and 623-659, 1948.
- [12] Schiehlen, W.: *Multibody Systems Handbook*. Springer-Verlag: Berlin, 1990.
- [13] Schiehlen, W.: Multibody system dynamics: roots and perspectives, *Multibody System Dynamics*. 1, pp. 149-188, 1997.
- [14] Baumgarte, J.: Stabilization of constraints and integrals of motion in dynamical systems, *Computer Methods in Applied Mechanics and Engineering* 1(1), pp. 1-16, 1972.
- [15] Batou, A.; Soize, C.: Rigid multibody system dynamics with uncertain rigid bodies, *Multibody System Dynamics*, 27(3), pp. 285-319, 2012.
- [16] Nagar, D.K.; Gupta, A.K.: Matrix-variate Kummer-Beta distribution, *Journal of the Australian Mathematical Society* 73, pp. 11-25, 2002.
- [17] Das, S.; Ghanem, R.: A bounded random matrix approach for stochastic upscaling, *Multiscale Modeling & Simulation* 8(1), pp. 296-325, 2009.
- [18] Hastings, W.K.: Monte Carlo sampling methods using Markov chains and their applications, *Biometrika* 109, pp. 57-97, 1970.