



HAL
open science

Inconsistency of the MLE and inference based on weighted LS for LARCH models

Christian Francq, Jean-Michel Zakoïan

► **To cite this version:**

Christian Francq, Jean-Michel Zakoïan. Inconsistency of the MLE and inference based on weighted LS for LARCH models. *Econometrics*, 2010, 159 (1), pp.151. 10.1016/j.jeconom.2010.05.003 . hal-00732536

HAL Id: hal-00732536

<https://hal.science/hal-00732536>

Submitted on 15 Sep 2012

HAL is a multi-disciplinary open access archive for the deposit and dissemination of scientific research documents, whether they are published or not. The documents may come from teaching and research institutions in France or abroad, or from public or private research centers.

L'archive ouverte pluridisciplinaire **HAL**, est destinée au dépôt et à la diffusion de documents scientifiques de niveau recherche, publiés ou non, émanant des établissements d'enseignement et de recherche français ou étrangers, des laboratoires publics ou privés.

Accepted Manuscript

Inconsistency of the MLE and inference based on weighted LS for LARCH models

Christian Francq, Jean-Michel Zakoïan

PII: S0304-4076(10)00128-4

DOI: 10.1016/j.jeconom.2010.05.003

Reference: ECONOM 3381

To appear in: *Journal of Econometrics*

Received date: 5 August 2008

Revised date: 3 March 2010

Accepted date: 11 May 2010



Please cite this article as: Francq, C., Zakoïan, J.-M., Inconsistency of the MLE and inference based on weighted LS for LARCH models. *Journal of Econometrics* (2010), doi:10.1016/j.jeconom.2010.05.003

This is a PDF file of an unedited manuscript that has been accepted for publication. As a service to our customers we are providing this early version of the manuscript. The manuscript will undergo copyediting, typesetting, and review of the resulting proof before it is published in its final form. Please note that during the production process errors may be discovered which could affect the content, and all legal disclaimers that apply to the journal pertain.

Inconsistency of the MLE and inference based on weighted LS for LARCH models.

CHRISTIAN FRANCO^{*} JEAN-MICHEL ZAKOÏAN[†]

Abstract

This paper considers a class of finite-order autoregressive linear ARCH models. The model captures the leverage effect, allows the volatility to be arbitrarily close to zero and to reach its minimum for non-zero innovations, and is appropriate for long-memory modeling when infinite orders are allowed. However, the (quasi-)maximum likelihood estimator is, in general, inconsistent. A self-weighted least-squares estimator is proposed and is shown to be asymptotically normal. A score test for conditional homoscedasticity and diagnostic portmanteau tests are developed. Their performance is illustrated via simulation experiments. It is also investigated whether stock market returns exhibit some of the characteristic features of the linear ARCH model.

JEL classification: C22, C12, C13, C52.

Keywords: Conditional homoscedasticity testing; Leverage effect; Linear ARCH; Quasi-maximum likelihood; Weighted least-squares.

^{*}Université Lille III, EQUIPPE-GREMARS, BP 60 149, 59653 Villeneuve d'Ascq cedex, France. E-mail: christian.francq@univ-lille3.fr

[†]Corresponding author. CREST and EQUIPPE-GREMARS, 15 Bd G. Péri, 92245 Malakoff Cedex, France. Phone: (33)141177725 Fax:(33)141177666 E-mail: zakoian@ensae.fr

1 Introduction

Since their introduction, the standard GARCH models of Engle (1982) and Bollerslev (1986) have been extended and generalized in various directions, in particular to accommodate the asymmetry in the response of the variance to positive and negative shocks, or other nonlinearities typically observed in the financial series. On the other hand, the statistical literature devoted to the estimation of GARCH models has focused on the classical GARCH models. For such models, optimal conditions for the consistency and asymptotic normality of the quasi-maximum likelihood estimator (QMLE) seem to have been obtained (see Berkes, Horváth and Kokoszka (2003), Francq and Zakoïan (2004)). The main finding is that the strict stationarity and positivity constraints on the coefficients are essentially necessary and sufficient for the asymptotic normality of the QMLE of standard GARCH models. It is therefore tempting to consider that for the various GARCH extensions, mild conditions will also be sufficient for the asymptotic normality of the QMLE. Through the study of the class of linear ARCH models considered in this paper, it will be seen that the behavior of the MLE/QMLE can be very pathological in certain situations and that phrases such that "(Q)MLE is consistent under usual regularity conditions" should be taken with caution in general.

Robinson (1991), Giraitis, Robinson and Surgailis (2000), Giraitis and Surgailis (2002), Berkes and Horváth (2003) and Giraitis, Leipus, Robinson and Surgailis (2004) proposed and analyzed a long memory alternative to the standard GARCH, called "linear ARCH" (LARCH), defined by

$$u_t = \sigma_t \epsilon_t, \quad \sigma_t = b_0 + \sum_{i=0}^{\infty} b_i u_{t-i}, \quad \epsilon_t \text{ iid } (0, 1). \quad (1.1)$$

Under appropriate conditions, this model is consistent with long memory in u_t^2 , whereas an infinite order ARCH model fails to capture this property. From another point of view, this model has the advantage over standard ARCH formulations to be free of any positivity constraint on the volatility coefficients. Moreover, it is amenable to multivariate extensions (see Doukhan, Teyssière and Winant, 2006). Finite-order LARCH models were considered in Francq, Makarova and Zakoïan

(2007) (hereinafter FMZ) in the purpose of analyzing the properties of unit root tests in the presence of conditional heteroscedasticity. M-estimators of the location parameter when the error process is LARCH has been considered by Beran (2006). To our knowledge, only two recent papers deal with the estimation of the full parameter in LARCH models. Beran and Schützner (2008) consider in particular the estimation of the parameters C and d when the LARCH(∞) coefficients have the form $b_i = Ci^d$, both in the short and long memory cases. One of the estimators considered by these authors is a modified conditional maximum likelihood estimator. Truquet (2008) employs the same approach, but focuses on the short memory case and considers the estimation of general LARCH(q) models with finite order q .

The present paper attempts to contribute further to the statistical inference of finite-order LARCH models, pointing out that the standard QMLE is not appropriate for LARCH models, and investigating the properties of an attractive alternative method. Indeed, as counterpart of the model flexibility, QMLE encounters serious difficulties which can only be avoided by strict conditions on the parameter space. It will be seen that, for the LARCH models, an approach which is more fruitful than the QMLE is to consider weighted least-squares estimation (WLSE), as was done by Horváth and Liese (2004) and Ling (2007) in the context of ARCH and ARMA-GARCH models.

The paper is organized as follows. In Section 2, we give the basic assumptions on the model and we establish the consistency and asymptotic normality of the QMLE. Section 3 illustrates the possible inconsistency of the MLE/QMLE when the stringent conditions used for the first theorem are in failure. Section 4 is devoted to the weighted least-squares estimation. Section 5 considers specification testing. Diagnostic checks are studied in Section 6. Section 7 reports simulation results and an application on stock indices. Concluding remarks are given in Section 8 and all proofs are relegated to Appendix A.

2 Model specification and QML estimation

The AR(p)-LARCH(q) model considered in this paper assumes that

$$\begin{cases} x_t = \psi_{01}x_{t-1} + \cdots + \psi_{0p}x_{t-p} + u_t, \\ u_t = (1 + b_{01}u_{t-1} + \cdots + b_{0q}u_{t-q})\epsilon_t, \quad \epsilon_t \text{ iid } (0, \sigma_{0\epsilon}^2), \quad \sigma_{0\epsilon} > 0 \end{cases} \quad (2.1)$$

where $\psi_{01}, \dots, \psi_{0p}, b_{01}, \dots, b_{0q}$ are unknown real numbers.

The model for (u_t) is a particular case of quadratic ARCH, as introduced by Sentana (1995). Apart from the absence of positivity constraints on the coefficients, this formulation has several distinctive feature compared to the standard ARCH. The volatility is not bounded below by a positive constant, it is able to capture the so-called leverage effect and it is not minimum at zero (see FMZ). This is illustrated in Figure 1 for the LARCH(1) model.

[Figure 1 about here.]

Let

$$A_{0t} = \begin{pmatrix} \mathbf{b}_{1:q-1}\epsilon_t & b_{0q}\epsilon_t \\ I_{q-1} & 0_{q-1} \end{pmatrix},$$

where $\mathbf{b}_{1:q-1} = (b_{01}, \dots, b_{0q-1})$ and I_k is the $k \times k$ identity matrix. By convention $A_{0t} = b_{01}\epsilon_t$ when $q = 1$. Let $\gamma(\mathbf{A}_0)$ be the top-Lyapunov exponent of the sequence $\mathbf{A}_0 = (A_{0t})$, that is, for any norm $\|\cdot\|$ on the space of the $q \times q$ matrices, $\gamma(\mathbf{A}_0) = \lim_{t \rightarrow \infty} \frac{1}{t} \log \|A_{0t}A_{0t-1} \dots A_{01}\|$ a.s. In FMZ, it was shown, following the approach of Bougerol and Picard (1992a, 1992b) that the second equation of (2.1) admits a strictly stationary solution (u_t) if and only if

$$\mathbf{A1:} \quad \gamma(\mathbf{A}_0) < 0.$$

In the case $q = 1$, this condition reduces to $|b_{01}| < \exp\{-E \log |\epsilon_1|\}$. Under **A1**, the strictly stationary solution is unique, nonanticipative and ergodic. This solution admits a second order moment if and only if $\sum_{i=1}^q b_{0i}^2 \sigma_{0\epsilon}^2 < 1$. In this case, the solution is a conditionally heteroskedastic white noise. We also make the following standard assumption on the AR part.

A2: the zeroes of the polynomial $\psi_0(z) := 1 - \sum_{i=1}^p \psi_{0i} z^i$ are outside the unit disk.

We now turn to the QMLE of

$$\theta_0 = (\psi_{01}, \dots, \psi_{0p}, b_{01}, \dots, b_{0q}, \sigma_{0\epsilon}^2).$$

Assume we observe $x_{-q-p+1}, x_{-q-p+2}, \dots, x_n$ generated by Model (2.1), where the first $p+q$ variables are considered as initial values. We consider a parameter space $\Theta \subset \mathbb{R}^{p+q} \times (0, \infty)$ and we denote by $\theta = (\psi_1, \dots, \psi_p, b_1, \dots, b_q, \sigma_\epsilon^2)'$ a generic element of Θ . We assume

A3: $\theta_0 \in \Theta$ and Θ is a compact set,

and the identifiability condition

A4: the support of the law of ϵ_t does not reduce to a set of 2 points.

Let $u_t(\theta) = x_t - \sum_{i=1}^p \psi_i x_{t-i}$ and

$$\sigma_t^2(\theta) = \sigma_\epsilon^2 \{1 + b_1 u_{t-1}(\theta) + \dots + b_q u_{t-q}(\theta)\}^2.$$

Denoting by $L_n(\theta)$ the quasi-likelihood, a QMLE of θ is a measurable solution of

$$\hat{\theta}_n = \arg \max_{\theta \in \Theta} L_n(\theta) = \arg \min_{\theta \in \Theta} \mathbf{l}_n(\theta), \quad (2.2)$$

where

$$\mathbf{l}_n(\theta) = n^{-1} \sum_{t=1}^n \ell_t(\theta), \quad \text{and} \quad \ell_t(\theta) = \frac{u_t^2(\theta)}{\sigma_t^2(\theta)} + \log \sigma_t^2(\theta) \in [-\infty, \infty], \quad (2.3)$$

with the conventions $1/0 + \log 0 = +\infty$, $0/0 + \log 0 = -\infty$ and $+\infty - \infty = +\infty$. These conventions are required because $u_t(\theta)$ and $\sigma_t^2(\theta)$ may be equal to zero. When $\sigma_t^2(\theta) = 0$ and $u_t(\theta) \neq 0$, the value θ can be precluded for the parameter. This justifies the conventions, which lead to $\mathbf{l}_n(\theta) = \infty$ for such values of θ . The following "high-level" assumption, to be discussed below, can be made to avoid such problems.

A5: The variable $\inf_{\theta \in \Theta} \sigma_t^2(\theta)$ is almost surely (a.s.) bounded away from 0.

Consider the case where $p = 0$, $q = 1$ and ϵ_t has a compact support $[-c, c]$. This case is quite artificial, and is just given for illustrating **A5**. When $|b_{01}c| < 1$, the white noise $u_t = \epsilon_t + \sum_{i=1}^{\infty} b_{01}^i \epsilon_t \epsilon_{t-1} \cdots \epsilon_{t-i}$ belongs to $[-c/(1 - b_{01}c), c/(1 - b_{01}c)]$ with probability one. Thus, it is easy to see that **A5** holds when $\{\sup_{\theta \in \Theta} |b_1|\}c < 1/2$. We will consider later the case where **A5** does not hold. The spectral radius of a square matrix A is denoted by $\rho(A)$ and \otimes denotes the Kronecker product of matrices. To establish the asymptotic normality, we need the following additional assumptions.

A6: θ_0 belongs to the interior of Θ ,

A7: $E\epsilon_1^4 < \infty$ and $\rho\{E(A_{01} \otimes A_{01} \otimes A_{01} \otimes A_{01})\} < 1$.

It can be shown that Assumption **A7** entails the existence of Eu_1^4 and, under **A2**, that of Ex_1^4 . When $q = 1$, the condition is simply $b_{01}^4 E\epsilon_1^4 < 1$. Writing $A_{0t} = B\epsilon_t + J$, where B and J are non-random matrices, the second part of **A7** takes the more explicit form :

$$\rho \left\{ \sum_{j=1}^4 \sum_{i_j \in \{0,1\}} E(\epsilon_1^{i_1 + \cdots + i_4}) (B^{i_1} + J^{1-i_1}) \otimes \cdots \otimes (B^{i_4} + J^{1-i_4}) \right\} < 1.$$

Theorem 2.1 *Under **A1–A5** we have $\hat{\theta}_n \rightarrow \theta_0$ a.s. as $n \rightarrow \infty$. Under the additional Assumptions **A6–A7**, $\sqrt{n}(\hat{\theta}_n - \theta_0)$ is asymptotically distributed as $\mathcal{N}(0, \Sigma)$, where $\Sigma = \mathcal{J}^{-1} \mathcal{I} \mathcal{J}^{-1}$,*

$$\mathcal{I} = E \left(\frac{\partial \ell_1(\theta_0)}{\partial \theta} \frac{\partial \ell_1(\theta_0)}{\partial \theta'} \right), \quad \mathcal{J} = E \left(\frac{\partial^2 \ell_1(\theta_0)}{\partial \theta \partial \theta'} \right).$$

3 Inconsistency of the QML estimator

Assumption **A5** is essential for the consistency of the QMLE. For illustration purposes, consider the simplest version of Model (2.1), *i.e.* the AR(0)-LARCH(1) given by

$$x_t = u_t = \epsilon_t(1 + b_0 u_{t-1}). \quad (3.1)$$

When ϵ_t follows a uniform distribution on $[-1/2, 1/2]$ say, Assumption **A5** is satisfied for sufficiently small $\Theta \subset (-2, 2) \times (0, \infty)$ because $\sigma_t(\theta)/\sigma_\epsilon \in (0, 2)$. The likelihood is then well-behaved (see the left panel in Figure 2). On the other hand, when ϵ_t has a continuous distribution with a non compact support, Assumption **A5** is not satisfied because $\sigma_t^2(\theta) = \sigma_\epsilon^2(1 + bu_{t-1})^2$ cancels for $\theta = (-1/x_{t-1}, \sigma_\epsilon^2)$. Moreover, when $x_t \neq 0$ the true value b_0 cannot be equal to $-1/x_{t-1}$, which explains that the likelihood is null at these points (see the right panel of Figure 2). It should be noted that the non-smoothness of the likelihood is not due to the small sample size $n = 10$. On the contrary, the number of points where the likelihood vanishes increases with n , which would entail enormous computational burden for any reasonable sample size.

For more general models, we can even show the inconsistency of the QMLE when **A5** is violated.

Proposition 3.1 *Consider the general $AR(p)$ -LARCH(q) model (2.1) with $\min(p, q) > 0$. Assume that the distribution of ϵ_t is absolutely continuous with respect to the Lebesgue measure, with positive density over the real line. Assume that the interior of Θ is non empty. Then, there exists an infinite number of QMLE sequences which, with probability one, do not converge to θ_0 .*

Remark 3.1 This inconsistency result is very general for the model considered in this paper. It applies in particular when ϵ_t is Gaussian. This shows that, even the maximum likelihood estimator is inconsistent in this situation. In fact, although $\sigma_t(\theta_0) > 0$ almost surely, with probability 1 there exists θ such that $\sigma_t(\theta) = 0$. This explains the problems encountered with the ML and QML methods in this model when the support of the distribution of ϵ_t is the real line. This also shows that Assumption **A5**, though restrictive, is essential for the consistency result of Theorem 2.1.

Remark 3.2 The inconsistency of the ML/QMLE may seem surprising. In the iid case, frameworks where the QMLE is inconsistent include that of a mixture of two Gaussian distributions (Kiefer and Wolfowitz (1956), Redner and Walker (1984)),

a one-parameter mixture (Ferguson (1982)), life distributions (Boyles, Marshall and Proschan (1985)), distributions with nuisance parameters (Neyman and Scott (1948)), the Rasch model (Ghosh, (1985)). In dynamic models however, examples of inconsistency seem much less frequent.

[Figure 2 about here.]

4 Weighted least squares estimators

We have seen that the QMLE is in failure without restrictive assumptions on the distribution of ϵ_t . Another popular estimation method in time series is the least squares procedure. To avoid unnecessary moment conditions and to gain in efficiency we will consider Weighted Least Squares Estimators (WLSE). The asymptotic properties of weighted M-estimators have been studied by Horváth and Liese (2004), in the context of ARCH models. The asymptotic properties of weighted LSE and QMLE have been studied, in the context of ARMA-GARCH models, by Ling (2005).

4.1 WSLE of the AR parameter

The WLSE of the AR parameter $\psi = (\psi_1, \dots, \psi_p)'$ are defined by

$$\hat{\psi}_{WLS} = \arg \min_{\psi \in \Theta_\psi} \frac{1}{n} \sum_{t=1}^n \omega_t u_t^2(\psi), \quad u_t(\psi) = x_t - \sum_{i=1}^p \psi_i x_{t-i}, \quad (4.1)$$

where Θ_ψ is the compact parameter space of the AR coefficients and the ω_t 's are weights, which are allowed to depend on the past values $\{x_s, s < t\}$ but not on ψ . For simplicity, we assume that ω_t only depends on r past values:

A8: $\omega_t = f(x_{t-1}, \dots, x_{t-r})$ for some function $f : \mathbb{R}^r \rightarrow (0, +\infty)$ and some integer $r \geq 1$.

The initial values x_{1-r}, \dots, x_0 required to compute ω_1 are supposed to be available. An attractive feature of the WLSE is that the minimization problem (4.1) does not

require optimization routine. Under **A6**, the solution is explicitly given by

$$\hat{\psi}_{WLS} = (\mathbf{X}'\boldsymbol{\Omega}\mathbf{X})^{-1} \mathbf{X}'\boldsymbol{\Omega}\mathbf{Y}, \quad (4.2)$$

where $\boldsymbol{\Omega} = \text{Diag}(\omega_1, \dots, \omega_n)$, \mathbf{X} is a $n \times p$ matrix with generic term x_{i-j} and $\mathbf{Y}' = (x_1, \dots, x_n)$. We introduce the following conditions.

A9: $E\omega_1 \sum_{i=1}^p x_{1-i}^2 < \infty$ and $E\omega_1 |\sigma_1(\theta_0)| \sum_{i=1}^p |x_{1-i}| < \infty$.

A10: $E\omega_1^2 \sigma_1^2(\theta_0) \sum_{i=1}^p x_{1-i}^2 < \infty$.

We also introduce the notation $X'_t = (x_{t-1}, \dots, x_{t-p})$. We denote by $\xrightarrow{\mathcal{L}}$ the convergence in distribution.

Theorem 4.1 *Under **A1**, **A2**, **A8**, **A9**, $\hat{\psi}_{WLS} \rightarrow \psi_0$ a.s. as $n \rightarrow \infty$. If, in addition, **A10** holds, then*

$$\sqrt{n}(\hat{\psi}_{WLS} - \psi_0) \xrightarrow{\mathcal{L}} \mathcal{N}(0, \Sigma_{WLS}^\psi),$$

where $\Sigma_{WLS}^\psi = A_\psi^{-1} B_\psi A_\psi^{-1}$, $A_\psi = E(\omega_1 X_1 X_1')$, $B_\psi = E(\omega_1^2 \sigma_1^2(\theta_0) X_1 X_1')$.

Remark 4.1 When applied with $\omega_t \equiv 1$, the Weighted Least Squares (WLS) procedure yields the usual least squares estimator (LSE) and, for the asymptotic normality, the fourth-order moments are required. Such moment conditions can be avoided by choosing, for instance, $\omega_t^{-1} = c_0 + \sum_{i=1}^{q+p} c_i x_{t-i}^2$ where the c_i are strictly positive constants. In this case, no moment is needed since **A9** and **A10** are always satisfied.

Remark 4.2 Under **A5**, it is well-known that the optimal choice of the weighting matrix (leading to the smallest asymptotic variance Σ_{WLS}^ψ , in the sense of positive definite matrices) is

$$\boldsymbol{\Omega}^* = \text{Diag}(1/\sigma_1^2(\theta_0), \dots, 1/\sigma_n^2(\theta_0)).$$

Of course the resulting estimator is infeasible because $\sigma_t^2(\theta_0)$ depends on the unknown b_{0i} coefficients. A two-step estimation procedure as in Ling (2007) could be

employed to get a more efficient estimator, i.e. using one-step iteration with the weighting matrix $\hat{\Omega}^*$, obtained by replacing θ_0 by any consistent estimator $\hat{\theta}_n$. However, we would face the same difficulties as with the QMLE: avoiding cancellation of the $\sigma_t^2(\hat{\theta}_n)$ would require a strong assumption, such as **A5**.

4.2 WSLE of the LARCH parameter

We now consider the estimation of the LARCH coefficients. Let $\hat{u}_t = u_t(\hat{\psi})$, $t = 1 - q, \dots, n$, where $\hat{\psi}$ denotes any consistent estimator of ψ . The WLS estimators of the volatility parameter $\beta = (b_1, \dots, b_q, \sigma_\varepsilon^2)' \in \Theta_\beta$ are defined by

$$\hat{\beta}_{WLS} = \arg \min_{\beta \in \Theta_\beta} \frac{1}{n} \sum_{t=1}^n \tau_t \nu_t^2(\hat{\psi}, \beta), \quad \nu_t(\psi, \beta) = u_t^2(\psi) - \sigma_t^2(\psi, \beta) \quad (4.3)$$

where the positive weights $\tau_t \in \mathcal{F}_{t-1}$, the σ -field generated by ϵ_{t-i} , $i > 0$. We introduce the following conditions.

A11: $E\epsilon_1^4 < \infty$ and $E\tau_1\sigma_1^4(\theta_0) < \infty$.

A12: $E \sup_{\theta \in \mathcal{V}(\theta_0)} \left\| \tau_1 \frac{\partial \nu_t^2(\theta)}{\partial \theta} \frac{\partial \nu_t^2(\theta)}{\partial \theta'} \right\| < \infty$ for some neighborhood $\mathcal{V}(\theta_0)$ of θ_0 , $E\tau_1|x_{1-i}|^\ell < \infty$, $E\tau_1^2\sigma_1^4(\theta_0)|x_{1-i}|^\ell < \infty$, and $E\tau_1\omega_1|\sigma_1(\theta_0)|^3|x_{1-i}|^{\ell'} < \infty$ for all $1 \leq i \leq p + q$, all $0 \leq \ell \leq 4$ and all $0 \leq \ell' \leq 3$.

Theorem 4.2 Under **A1–A3**, **A8** with ω_t replaced by τ_t , and **A11**, $\hat{\beta}_{WLS} \rightarrow \beta_0$ a.s. as $n \rightarrow \infty$.

If, in addition, **A9**, **A10**, **A12** hold and $\hat{\psi} = \hat{\psi}_{WLS}$,

$$\sqrt{n} \begin{pmatrix} \hat{\psi}_{WLS} - \psi_0 \\ \hat{\beta}_{WLS} - \beta_0 \end{pmatrix} \xrightarrow{\mathcal{L}} \mathcal{N} \left\{ 0, \Sigma_{WLS} := \begin{pmatrix} \Sigma_{WLS}^\psi & \Sigma_{WLS}^{\psi\beta} \\ \Sigma_{WLS}^{\beta\psi} & \Sigma_{WLS}^\beta \end{pmatrix} \right\},$$

where

$$\begin{aligned} \Sigma_{WLS}^\beta &= A_\beta^{-1} \left\{ B_\beta + A_{\beta\psi} A_\psi^{-1} B'_{\beta\psi} + B_{\beta\psi} A_\psi^{-1} A'_{\beta\psi} + A_{\beta\psi} A_\psi^{-1} B_\psi A_\psi^{-1} A'_{\beta\psi} \right\} A_\beta^{-1}, \\ \Sigma_{WLS}^{\psi\beta} &= A_\psi^{-1} \left\{ B'_{\beta\psi} + B_\psi A_\psi^{-1} A'_{\beta\psi} \right\} A_\beta^{-1} = \left(\Sigma_{WLS}^{\beta\psi} \right)', \end{aligned}$$

with $\mu_4 = E\epsilon_1^4/\sigma_\epsilon^4$, $Y_t = \frac{\partial\sigma_t^2(\psi_0, \beta_0)}{\partial\beta}$, $Z_t = \frac{\partial\nu_t(\psi_0, \beta_0)}{\partial\psi}$ and

$$\begin{aligned} A_\beta &= E(\tau_1 Y_1 Y_1'), & A_{\beta\psi} &= E(\tau_1 Y_1 Z_1'), \\ B_\beta &= (\mu_4 - 1)E(\tau_1^2 \sigma_1^4(\theta_0) Y_1 Y_1'), & B_{\beta\psi} &= \frac{E\epsilon_1^3}{\sigma_\epsilon^3} E(\tau_1 \omega_1 \sigma_1^3(\theta_0) Y_1 X_1'). \end{aligned}$$

Remark 4.3 A remark similar to 4.1 holds. When ω_t and τ_t are (strictly positive) constants, eighth-order moments are required for the asymptotic normality. Choosing, for instance, $\omega_t^{-1} = c_0 + \sum_{i=1}^{q+p} c_i x_{t-i}^2$ and $\tau_t^{-1} = c_0^* + \sum_{i=1}^{q+p} c_i^* x_{t-i}^4$ where the c_i and c_i^* are strictly positive constants, no moment is needed on the observed process.

Remark 4.4 When the distribution of ϵ_t is symmetric, it can be seen that $\Sigma_{WLS}^{\psi\beta} = 0$ and $\Sigma_{WLS}^\beta = A_\beta^{-1} B_\beta A_\beta^{-1}$. In this case, under **A5**, the optimal weights are $\tau_t = 1/\sigma_1^4(\theta_0)$ (see Remark 4.2). The comments made concerning the difficulties in estimating the optimal weights apply.

4.3 Choice of the weights

As argued by Horváth and Liese (2004), a natural choice of the weight functions is

$$\omega_t = \frac{1}{1 + \|X_t^*\|^2}, \quad \tau_t = \frac{1}{1 + \|X_t^*\|^4}, \quad (4.4)$$

where $X_t^* = (x_{t-1}, \dots, x_{t-p-q})'$. Many other sequences of weights satisfy **A8–A12**. In the spirit of Ling (2007), and in connection to Huber's robust estimator for the regression model, one can consider sequences of weights of the form

$$\omega_t = \frac{1}{\max\left\{1, C^{-1} \left(\sum_{i=1}^{p+q} |x_{t-i}| 1_{\{|x_{t-1}| > C\}}\right)\right\}^2}, \quad \tau_t = \omega_t^2, \quad (4.5)$$

where C is a positive constant. For the numerical illustrations we follow the suggestion of Ling (2007), taking C as the 90% quantile of the absolute values of the observations $|x_1|, \dots, |x_n|$. In view of Remarks 4.2 and 4.4, one can also propose weights of the form

$$\omega_t = \frac{1}{\hat{h}_t}, \quad \tau_t = \omega_t^2, \quad (4.6)$$

where \hat{h}_t is a strictly positive proxy of the volatility. In the sequel we choose \hat{h}_t as being the implied volatility based on a standard ARCH($p+q$) model.

5 Specification Testing

As we have seen, the QML estimator has a pathological behavior in our framework, so we cannot consider the standard tests (Wald, score, likelihood ratio). Instead, we will base our tests on the WLS criterion. For notational convenience we will omit the subscript "WLS" in the estimators.

5.1 Wald tests

To test an assumption of the form $R\theta_0 = r$, where $r \in \mathbb{R}^d$ and R is a full row-rank $d \times (p+q+1)$ matrix, the asymptotic normality results of Theorem 4.2 can be used. Under H_0 and the assumptions of this theorem, the Wald-type statistics

$$\mathbf{W}_n = n(R\hat{\theta} - r)'(R\hat{\Sigma}R')^{-1}(R\hat{\theta} - r) \xrightarrow{\mathcal{L}} \chi_d^2,$$

where $\hat{\theta} = (\hat{\psi}', \hat{\beta}')'$, and $\hat{\Sigma}$ denotes any consistent estimator of Σ . Empirical estimates of $A_\beta, A_{\beta\psi}, B_\beta, B_{\beta\psi}$ can be considered to construct such an estimator.

To test the nullity of all the coefficients b_i it seems much more appropriate to consider a score-type test, which does not require estimating the general model. This is considered in the next section.

5.2 Testing for conditional homoscedasticity

The aim is to test for

$$H_0 : b_0 = 0$$

where $b_0 = (b_{01}, \dots, b_{0q})'$. Under H_0 the model reduces to a simple AR(p) model with independent errors. Let $\hat{\theta}^c = (\hat{\psi}', 0'_p, \hat{\sigma}_\epsilon^{2c})'$ denote the estimator constrained by H_0 , where $\hat{\psi}$ is defined in (4.2) and $\hat{\sigma}_\epsilon^{2c}$ is the constrained WLS estimator of σ_ϵ^2 defined by

$$\hat{\sigma}_\epsilon^{2c} = \frac{1}{\sum_{t=1}^n \tau_t} \sum_{t=1}^n \tau_t \hat{u}_t^2. \quad (5.1)$$

A Rao score-type (or Lagrange multiplier) statistic is based on the derivative of the second-step criterion at $\hat{\theta}^c$. To derive the statistic, we start by evaluating the

asymptotic distribution of this derivative under H_0 . Let

$$A_\beta = \begin{pmatrix} A_b & A_{b\sigma} \\ A_{\sigma b} & A_\sigma \end{pmatrix}, \quad A_* = -A_b + \frac{1}{A_\sigma} A_{b\sigma} A_{\sigma b}.$$

Under the assumptions of Theorem 4.2, we have

$$\mathbf{\Delta}_n^c := \frac{1}{\sqrt{n}} \sum_{t=1}^n \tau_t \frac{\partial \nu_t^2(\hat{\psi}, 0_q, \hat{\sigma}_\epsilon^{2c})}{\partial b} \xrightarrow{\mathcal{L}} \mathcal{N}(0, \Sigma_\Delta := A_* \Sigma_b A_*'), \quad (5.2)$$

where Σ_b is the top-left $q \times q$ block of the matrix Σ^β . A Rao score-type statistic is then given by

$$\mathbf{R}_n = (\mathbf{\Delta}_n^c)' \hat{\Sigma}_\Delta^{-1} \mathbf{\Delta}_n^c$$

where $\hat{\Sigma}_\Delta$ denotes any H_0 -consistent estimator of Σ_Δ . This statistic follows asymptotically a χ_q^2 distribution under the null and the critical region at the asymptotic level α is given by

$$\{\mathbf{R}_n > \chi_q^2(1 - \alpha)\}$$

where $\chi_q^2(1 - \alpha)$ denotes the $1 - \alpha$ quantile of the χ_q^2 distribution.

We will now derive an explicit form for this statistic. It is known that, under quite general assumptions, a version of the score test statistic based on the LSE can be interpreted as the uncentred coefficient of determination of the regression of the constant 1 on the components of the score vector (see for instance Godfrey, 1988, p.15). We will show that a similar interpretation holds for the statistic \mathbf{R}_n based on the WLSE. First notice that

$$\mathbf{\Delta}_n^c = \frac{-4\hat{\sigma}_\epsilon^{2c}}{\sqrt{n}} \sum_{t=1}^n \tau_t (\hat{u}_t^2 - \hat{\sigma}_\epsilon^{2c}) \hat{\mathbf{u}}_{t-1}$$

where $\hat{\mathbf{u}}_{t-1} = (\hat{u}_{t-1}, \dots, \hat{u}_{t-q})'$. Note also that, under the null,

$$\Sigma_\Delta = 16\sigma_{0\epsilon}^4 \text{Var} \epsilon_1^2 E(\tau_1^2 \mathbf{u}_0 \mathbf{u}_0'),$$

where $\mathbf{u}_{t-1} = (u_{t-1}, \dots, u_{t-q})'$. Writing $\mathbf{\Delta}_n^c = -4\hat{\sigma}_\epsilon^{2c} n^{-1/2} \mathbf{U}' \mathbf{V}$ with

$$\mathbf{U}' = (\tau_1 \hat{\mathbf{u}}_0, \dots, \tau_n \hat{\mathbf{u}}_{n-1}), \quad \mathbf{V} = (\hat{u}_1^2 - \hat{\sigma}_\epsilon^{2c}, \dots, \hat{u}_n^2 - \hat{\sigma}_\epsilon^{2c})'$$

and using the estimator of Σ_Δ defined by

$$\hat{\Sigma}_\Delta = 16 (\hat{\sigma}_\epsilon^{2c})^2 n^{-1} \mathbf{V}' \mathbf{V} n^{-1} \mathbf{U}' \mathbf{U},$$

we obtain the test statistic

$$\mathbf{R}_n = n \frac{\mathbf{V}' \mathbf{U} (\mathbf{U}' \mathbf{U})^{-1} \mathbf{U}' \mathbf{V}}{\mathbf{V}' \mathbf{V}},$$

which is n times the uncentred coefficient of determination of the regression of $\hat{u}_t^2 - \hat{\sigma}_\epsilon^{2c}$ on $\tau_t \hat{u}_{t-1}, \dots, \tau_t \hat{u}_{t-q}$.

This test has of course similarities with the standard test for conditional heteroskedasticity of (u_t) in the ARCH(q) (or GARCH(p, q)) framework. In this case, a Rao-score test statistic is n times the R^2 of the regression of u_t^2 over a constant and $u_{t-1}^2, \dots, u_{t-q}^2$.

6 Diagnostic checks

In this section we develop some diagnostic tools for the AR(p)-LARCH(q) model (2.1). We first consider adequacy of the AR equation.

6.1 Diagnostic checking for the AR part

Conventional ways of testing adequacy of linear models involve checks that the residuals are approximately uncorrelated. To this aim the portmanteau tests of Box-Pierce (1970) and Ljung-Box (1978) are the most popular tools. We only consider the Ljung-Box statistic (hereafter LB) which has the same asymptotic behavior as the Box-Pierce statistic, but is the most widely used by the practitioners. The LB statistic is defined by

$$Q_m^{\hat{u}} = n(n+2) \sum_{h=1}^m \frac{\hat{\rho}_{\hat{u}}^2(h)}{n-h} \quad (6.1)$$

where $\hat{\rho}_{\hat{u}}(h)$ is the residual autocorrelation at lag h and m is a fixed integer.

The standard test procedure consists, for $m > p$, in rejecting the AR(p) model if $Q_m^{\hat{u}} > \chi_{m-p}^2(1-\alpha)$. The procedure is (approximately) valid when (i) the residuals

are obtained by least-squares, and (ii) the error terms of the AR equation are iid. Because none of these conditions is satisfied in our framework, the standard portmanteau tests require an adaptation. In the more general setting of weak ARMA models, Francq, Roy and Zakoïan (2005) relaxed condition (ii), but we can not directly use their results because we consider here WLS estimators.

For $p > 0$, let $\hat{u}_t = u_t(\hat{\psi}_{WLS}) = u_t(\hat{\psi})$, $t = 1 - q, \dots, n$, be the $\text{AR}(p)$ residuals, where $\hat{\psi}_{WLS} = \hat{\psi}$ is the WLS estimator defined in (4.2). For $p = 0$, one can set $\hat{u}_t = u_t = x_t$. The residuals autocovariances and autocorrelations are defined by

$$\hat{\gamma}_{\hat{u}}(\ell) = \frac{1}{n} \sum_{t=1}^{n-\ell} \hat{u}_t \hat{u}_{t+\ell} \quad \text{and} \quad \hat{\rho}_{\hat{u}}(\ell) = \frac{\hat{\gamma}_{\hat{u}}(\ell)}{\hat{\gamma}_{\hat{u}}(0)}. \quad (6.2)$$

Let $\hat{\rho}_m^{\hat{u}} = (\hat{\rho}_{\hat{u}}(1), \dots, \hat{\rho}_{\hat{u}}(m))'$ and $U_t = (u_{t-1}, \dots, u_{t-m})'$. We denote by ϕ_i^* the coefficients defined by

$$\psi^{-1}(z) = \sum_{i=0}^{\infty} \phi_i^* z^i, \quad |z| \leq 1.$$

Take $\phi_i^* = 0$ when $i < 0$. Let $\lambda_i = (\phi_{i-1}^*, \dots, \phi_{i-p}^*)' \in \mathbb{R}^p$ and let the $p \times m$ matrix

$$\Lambda = (\lambda_1 \quad \lambda_2 \quad \dots \quad \lambda_m). \quad (6.3)$$

The following lemma gives the asymptotic distribution of a vector of residual autocorrelations of an $\text{AR}(p)$ model, when the Data Generating Process (DGP) actually follows an $\text{AR}(p)$ -LARCH(q) model.

Lemma 6.1 *Under the assumptions of Theorem 4.1, $\sqrt{n} \hat{\rho}_m^{\hat{u}} \xrightarrow{\mathcal{L}} \mathcal{N}(0, \Sigma_{\hat{\rho}_m^{\hat{u}}})$, where*

$$\Sigma_{\hat{\rho}_m^{\hat{u}}} = \frac{1}{\sigma_u^4} E(u_1^2 U_1 U_1') \quad \text{when } p = 0,$$

and when $p > 0$,

$$\begin{aligned} \Sigma_{\hat{\rho}_m^{\hat{u}}} &= \Lambda' A_{\psi}^{-1} B_{\psi} A_{\psi}^{-1} \Lambda + \frac{1}{\sigma_u^4} E(u_1^2 U_1 U_1') \\ &\quad - \frac{1}{\sigma_u^2} \left\{ \Lambda' A_{\psi}^{-1} E(\omega_1 u_1^2 X_1 U_1') + E(\omega_1 u_1^2 U_1 X_1') A_{\psi}^{-1} \Lambda \right\}, \end{aligned} \quad (6.4)$$

where $\sigma_u^2 = E u_1^2$.

The following theorem is an obvious consequence of Lemma 6.1.

Theorem 6.1 *Suppose that the assumptions of Theorem 4.1 hold, in particular that the AR order is correctly specified. Then the portmanteau statistic $Q_m^{\hat{u}} \xrightarrow{\mathcal{L}} \sum_{i=1}^m \xi_{i,m} Z_i^2$, where $\xi_m = (\xi_{1,m}, \dots, \xi_{m,m})'$ is the eigenvalues vector of the matrix $\Sigma_{\hat{\rho}_m^{\hat{u}}}$ and Z_1, \dots, Z_m are independent $\mathcal{N}(0, 1)$ variables.*

It should be noted that an estimator $\hat{\Sigma}_{\hat{\rho}_m^{\hat{u}}}$ of $\Sigma_{\hat{\rho}_m^{\hat{u}}}$ can be straightforwardly obtained from the estimation of the sole AR part in model (2.1). Indeed, by inversion of the estimated AR polynomial, an estimator of Λ is obtained. The matrices A_ψ and B_ψ can be estimated by

$$\hat{A}_\psi = \frac{1}{n} \sum_{t=r \wedge p+1}^{n+1} \omega_t X_t X_t', \quad \hat{B}_\psi = \frac{1}{n} \sum_{t=r \wedge p+1}^{n+1} \omega_t^2 \hat{u}_t^2 X_t X_t', \quad (6.5)$$

noting that $E\omega_t^2 \sigma_t^2(\theta_0) X_t X_t' = E\omega_t^2 u_t^2 X_t X_t'$. Similarly the other matrices involved in the right-hand side of (6.4) have the form of expectations and can therefore be estimated by empirical means (with U_t replaced by $\hat{U}_t = (\hat{u}_{t-1}, \dots, \hat{u}_{t-m})'$). Finally σ_u^2 is estimated by the empirical mean of the \hat{u}_t^2 . Thus the diagnostic checking of the AR part can be made at the end of the first stage of the WLS procedure, and does not require estimating the LARCH parameter β . The distribution of the quadratic form $\sum_{i=1}^m \hat{\xi}_{i,m} Z_i^2$, where the $\hat{\xi}_{i,m}$ are the eigenvalues of the matrix $\hat{\Sigma}_{\hat{\rho}_m^{\hat{u}}}$, can then be computed using the algorithm by Imhof (1961).

Remark 6.1 When $q = 0$ and $\omega_t = 1$, i.e. when a standard AR model is estimated by LS, the asymptotic distribution of $Q_m^{\hat{u}}$ is often approximated by a χ_{m-p}^2 . Such an approximation is not justified with the general WLS, even in the case $q = 0$. Similarly the law can be far from a χ^2 when $\omega_t = 1$ and $q > 0$ (see the remark below), which is in accordance with the results obtained by Francq et al. (2005) in the general framework of weak ARMA models.

Remark 6.2 It can be noticed that when $p = 0$ and $b_0 = (b_{01}, \dots, b_{0q}) = 0$, the process (X_t) is an iid white noise and the asymptotic distribution of the portmanteau statistic is the usual χ_m^2 distribution, because $\Sigma_{\hat{\rho}_m^{\hat{u}}}$ reduces to the $m \times m$

identity matrix. Still when $p = 0$ but $b \neq 0$, the matrix $\Sigma_{\hat{\rho}_m^{\hat{u}}}$ is not the identity matrix. For instance if $q = 1$ and the distribution of ϵ_t is symmetric, elementary computations show that the first diagonal term of $\Sigma_{\hat{\rho}_m^{\hat{u}}}$ is

$$\frac{1 - b_{01}^2 \sigma_{0\epsilon}^2}{1 - b_{01}^4 E\epsilon_1^4} \left\{ 1 + \frac{b_{01}^2 E\epsilon_1^4}{\sigma_{0\epsilon}^2} (1 + 4b_{01}^2 \sigma_{0\epsilon}^2) \right\} \neq 1 \text{ when } b_{01} \neq 0,$$

so that $Q_m^{\hat{u}}$ does not asymptotically follow the χ_m^2 distribution.

Remark 6.3 Note that when $\Sigma_{\hat{\rho}_m^{\hat{u}}}$ is regular, the modified Box-Pierce statistic

$$\tilde{Q}_m^{\hat{u}} := n \hat{\rho}_m^{\hat{u}'} \hat{\Sigma}_{\hat{\rho}_m^{\hat{u}}}^{-1} \hat{\rho}_m^{\hat{u}}$$

asymptotically follows a χ_m^2 distribution, under the null hypothesis of adequacy of the order p for the AR part. Since the asymptotic distribution of $\tilde{Q}_m^{\hat{u}}$ is simpler than that of $Q_m^{\hat{u}}$, the former seems more attractive for testing the overall significance of $\hat{\rho}_m^{\hat{u}}(h)$, $h = 1, \dots, m$. Note however that the regularity assumption on $\Sigma_{\hat{\rho}_m^{\hat{u}}}$ is not very explicit, because the invertibility of this matrix depends on the unknown coefficients and on the choice of the weights in the estimation procedure.

6.2 Diagnostic checking for the LARCH part

As proposed by Higgins and Bera (1992), the adequacy of ARCH-type models can be assessed by means of the Box-Pierce statistic $Q_m^{\hat{\epsilon}^2}$ on the first m squared standardized residual autocorrelations. The asymptotic distribution of $Q_m^{\hat{\epsilon}^2}$ has been established by Li and Mak (1994), under regularity conditions which do not hold in our framework. Because we use WLS estimators instead of the maximum-likelihood estimator, the asymptotic distribution of $Q_m^{\hat{\epsilon}^2}$ will be different from that obtained by Li and Mak. References dealing with the properties of squared residuals in GARCH models are Horváth and Kokoszka (2001), Horváth, Kokoszka and Teyssière (2001), Berkes, Horváth and Kokoszka (2003).

Recall that the WLS estimator defined in Theorem 4.2 is denoted by $\hat{\theta} = (\hat{\psi}', \hat{\beta}')'$, with $\hat{\psi} = \hat{\psi}_{WLS} = (\hat{\psi}_1, \dots, \hat{\psi}_p)'$ and $\hat{\beta} = \hat{\beta}_{WLS} = (\hat{b}_1, \dots, \hat{b}_q, \hat{\sigma}_\epsilon^2)'$. The autocovariances and autocorrelations of the squared (standardized) residuals are

defined by

$$\hat{\gamma}_{\epsilon^2}(\ell) = \frac{1}{n} \sum_{t=\ell+1}^n \left(\hat{\epsilon}_t^2 - \bar{\epsilon}^2 \right) \left(\hat{\epsilon}_{t-\ell}^2 - \bar{\epsilon}^2 \right) \quad \text{and} \quad \hat{\rho}_{\epsilon^2}(\ell) = \frac{\hat{\gamma}_{\epsilon^2}(\ell)}{\hat{\gamma}_{\epsilon^2}(0)}, \quad (6.6)$$

for $0 \leq \ell < n$, where for $q > 0$

$$\hat{\epsilon}_t = \epsilon_t(\hat{\theta}), \quad \epsilon_t(\theta) = \frac{u_t(\psi)}{1 + \sum_{i=1}^q b_i u_{t-i}(\psi)}, \quad \bar{\epsilon}^2 = \frac{1}{n} \sum_{t=1}^n \hat{\epsilon}_t^2. \quad (6.7)$$

When $q = 0$, we set $\epsilon_t(\theta) = u_t(\psi)$. In order to guarantee that $\hat{\epsilon}_t$ be almost surely well defined, at least for n large enough, we make the following assumption

$$P \left(1 + \sum_{i=1}^q b_{0i} u_{t-i} = 0 \right) = 0. \quad (6.8)$$

Note that (6.8) is satisfied when the distribution of ϵ_t has a density with respect to the Lebesgue measure. This assumption entails the (almost sure) existence of $(\partial \epsilon_t / \partial \theta)(\theta_0)$. Let $\hat{\rho}_m^{\epsilon^2} = (\hat{\rho}_{\epsilon^2}(1), \dots, \hat{\rho}_{\epsilon^2}(m))'$ and

$$V_t = (\epsilon_t^2 - \sigma_{0\epsilon}^2) (\epsilon_{t-1}^2 - \sigma_{0\epsilon}^2, \dots, \epsilon_{t-m}^2 - \sigma_{0\epsilon}^2)'$$

We also define the matrices

$$S = \begin{pmatrix} A_\psi^{-1} E(\omega_1 u_1 X_1 V_1') \\ A_\beta^{-1} A_{\beta\psi} A_\psi^{-1} E(\omega_1 u_1 X_1 V_1') + A_\beta^{-1} E(\tau_1 \nu_1 \frac{\partial \sigma_1^2(\psi_0, \beta_0)}{\partial \beta} V_1') \end{pmatrix}$$

and

$$\Lambda^{\epsilon^2} = (\lambda_1^{\epsilon^2}, \dots, \lambda_m^{\epsilon^2})', \quad \text{where } \lambda_\ell^{\epsilon^2} = 2E\epsilon_1 \frac{\partial \epsilon_1}{\partial \theta}(\theta_0) (\epsilon_{1-\ell}^2 - \sigma_{0\epsilon}^2).$$

The existence of these matrices requires moment conditions. Note that $S = 0$ when $E\epsilon_t^3 = 0$. We also need to reinforce Assumption (6.8). Thus we make the following assumptions.

A13: If $q > 0$, there exist a neighborhood $V(\theta_0)$ of θ_0 and a positive number $\iota > 0$ such that

$$P \left(\inf_{\theta = (\psi', \beta')' \in V(\theta_0)} \left| 1 + \sum_{i=1}^q b_i u_{t-i}(\psi) \right| > \iota \right) = 1.$$

A14: $E x_t^6 < \infty$.

With these notations and assumptions we have the following result.

Theorem 6.2 *Suppose that the assumptions of Theorem 4.2 hold, in particular that the AR order p and the LARCH order q are correctly specified. Assume also that the assumptions **A13** and **A14** hold true. Then $\sqrt{n}\hat{\rho}_m^{\epsilon^2} \xrightarrow{\mathcal{L}} \mathcal{N}(0, \Sigma_{\hat{\rho}_m^{\epsilon^2}})$, where*

$$\Sigma_{\hat{\rho}_m^{\epsilon^2}} = \frac{1}{\sigma_\epsilon^8(\mu_4 - 1)^2} \left\{ \sigma_\epsilon^8(\mu_4 - 1)^2 I_m + \Lambda^{\epsilon^2} \Sigma_{WLS} \Lambda^{\epsilon^2'} + S' \Lambda^{\epsilon^2'} + \Lambda^{\epsilon^2} S \right\}$$

when $q \neq 0$, and

$$\Sigma_{\hat{\rho}_m^{\epsilon^2}} = I_m \quad (6.9)$$

when $q = 0$.

Moreover the portmanteau statistic

$$Q_m^{\epsilon^2} := n(n+2) \sum_{h=1}^m \frac{\hat{\rho}_{\epsilon^2}^2(h)}{n-h} \xrightarrow{\mathcal{L}} \sum_{i=1}^m \xi_{i,m}^{\epsilon^2} Z_i^2,$$

where $\xi_{1,m}^{\epsilon^2}, \dots, \xi_{m,m}^{\epsilon^2}$ are the eigenvalues of the matrix $\Sigma_{\hat{\rho}_m^{\epsilon^2}}$ and Z_1, \dots, Z_m are independent $\mathcal{N}(0, 1)$ variables.

Remark 6.4 Assumption **A13** is restrictive, but seems unavoidable since the portmanteau statistics relies on rescaled residuals in which the inverses of $\sigma_t(\theta)$ are taken in a neighborhood of θ_0 . However, simulation experiments show that the portmanteau test behaves well in finite sample when (most of) the $1 + \sum_{i=1}^q \hat{b}_i \hat{u}_{t-i}$ are far enough from 0.

Remark 6.5 In Remark 6.1 it was seen that the asymptotic distribution of $Q_m^{\hat{u}}$ depends, in a complicated way, of the weights and the coefficients, even in the case $q = 0$. By contrast, (6.9) shows that the asymptotic distribution of $Q_m^{\epsilon^2}$ is χ_m^2 when the DGP is an AR model with iid innovations, whatever the AR order p and the weights ω_t . The χ_m^2 -asymptotic distribution for $Q_m^{\epsilon^2}$ was obtained by McLeod and Li (1983) in the case $q = 0$ and $\omega_t = 1$, which corresponds to the standard LSE.

Remark 6.6 A remark similar to 6.3 holds. When $\Sigma_{\hat{\rho}_m^{\epsilon^2}}$ is regular and $\hat{\Sigma}_{\hat{\rho}_m^{\epsilon^2}}$ denotes any consistent estimator of $\Sigma_{\hat{\rho}_m^{\epsilon^2}}$, the modified statistic

$$\tilde{Q}_m^{\epsilon^2} := n \hat{\rho}_m^{\epsilon^2'} \hat{\Sigma}_{\hat{\rho}_m^{\epsilon^2}}^{-1} \hat{\rho}_m^{\epsilon^2}$$

asymptotically follows a χ_m^2 distribution, under the null hypothesis of adequacy of the orders p and q .

7 Numerical Illustrations

7.1 Monte Carlo study

This section examines the performance of the asymptotic estimation results in finite samples through Monte Carlo experiments. Data are generated through the AR(1)-LARCH(1) model

$$x_t = \psi_{01}x_{t-1} + u_t, \quad u_t = (1 + b_{01}u_{t-1})\epsilon_t, \quad \epsilon_t \text{ iid } (0, \sigma_{0\epsilon}^2), \quad \sigma_{0\epsilon} > 0. \quad (7.1)$$

We start by considering a case when **A5** is satisfied, that is a case where the QMLE is consistent, provided Θ is sufficiently small. The true parameter is taken to be $\phi_{01} = 0.9, b_{01} = -0.5$ and $\epsilon_t \sim \mathcal{U}_{(-0.5, 0.5)}$ (thus $\sigma_{0\epsilon}^2 = 1/12$). As can be seen from Figure 3 and other experiments not reported here, the performances of the QMLE and WLSE are comparable.

We now investigate the properties of the QMLE and WLSE when the errors distribution is Gaussian. In this case, **A5** is never satisfied.

[Figure 3 about here.]

[Table 1 about here.]

[Table 2 about here.]

Table 1 compares the distributions of the QML, LS and WLS estimates of the three parameters ψ_{01} , b_{01} and $\sigma_{0\epsilon}^2$ over $N = 500$ independent simulations of the model, for the sample sizes $n = 100$ and $n = 1,000$. We used the version of the WLSE defined by the weights (4.6) based on an ARCH proxy of the volatility. The failure of the QMLE is not surprising in view of Proposition 3.1, since Assumption **A5** is not satisfied by the DGP. With the particular choice of parameters in these simulations experiments, the LSE and WLSE provide very close results.

Table 2 compares the performance of four versions of the WLSE: the LSE in which the weights are constant, the WLSE based on an ARCH proxy of the volatility, the $WLSE^{HL}$ with the weights (4.4) of Horváth and Liese (2004), and the $WLSE^L$ defined by the weights (4.5) proposed by Ling (2007) in a similar context. With the value $b_{01} = -0.54$ the simulated process (x_t) admits moments of order eight, with $b_{01} = -0.63$ we have $Ex_t^6 < \infty$ but $Ex_t^8 = \infty$, with $b_{01} = -0.75$ we have $Ex_t^4 < \infty$ and $Ex_t^6 = \infty$, with $b_{01} = -0.99$ we have $Ex_t^2 < \infty$ and $Ex_t^4 = \infty$, and with $b_{01} = -1.1$ the second order moments do not exist. In the table, the best (*i.e.* minimal) root mean squared error (RMSE) and the best estimation bias are displayed in bold. As expected the performance of the four versions is equivalent when the DGP admits high order moments, and the performance of the LSE decreases dramatically when $|b_{01}|$ increases. Overall, the behavior of the WLSE and $WLSE^{HL}$ remains satisfactory whatever the value of b_{01} , with a slight advantage for the WLSE in terms of RMSE. We thus used this WLSE version for the application of the next section.

7.2 Nonlinearities in the volatility of stock indices

The aim of this section is to point out, in the volatility of financial returns, the presence of some non linear effects discussed in Section 2. We consider the daily returns of the following nine indices: the CAC, Shanghai, DAX, DJA, DJT, FTSE, Nasdaq, Nikkei, and SP500, from January 2, 1990, to March 25, 2008 (except for the indices for which such historical data do not exist).

We first applied the conditional homoscedasticity test defined in Section 5.2. The results displayed in Table 3 show that the null hypothesis of conditional homoscedasticity is clearly rejected, for all the indices, except for Shanghai and Nasdaq. These results are in accordance with those typically obtained for financial series, with more standard conditional homoscedasticity tests, such as the score test of Engle (1982) or the Li and Mak (1994) portmanteau test. It can be noted that the null of conditional homoscedasticity is in general more clearly rejected in favor of a $LARCH(q)$ model when $q \geq 5$ than for small values of q .

Several $AR(p)$ -LARCH(q) models have been fitted to the nine series. In view of the portmanteau tests displayed in Table 4 for the adequacy of the AR part, it seems that an $AR(0)$ (*i.e.* no AR part) is sufficient for most of the series, which is in accordance with the standard economic theory of efficient markets. In Table 5 estimation results for the $AR(0)$ -LARCH(5) have been reported. The most significant features are the following. First, note that smaller-order LARCH models would not be appropriate for such series, as can be seen from the t -ratio for the higher-order coefficients. For some of these series, an order $q > 5$ would be relevant but for the simplicity of the presentation we do not give results for such higher-order models. Second, for almost all series, all the estimated coefficients are significantly negative. This is a strong evidence of asymmetry in the volatility of such series. Since the works of Black (1976) and Christie (1982) this property, known as the leverage effect, is well documented for financial series. Typically, a negative return has a higher impact on the future volatility than a positive one of the same magnitude. Indeed, taking for simplicity the LARCH(1) example, it can be seen that

$$|1 + b_1 u_{t-1}| > |1 + b_1 (-u_{t-1})| \quad \text{when } b_1 u_{t-1} > 0.$$

Finally, recall that the main characteristic of the LARCH model, compared to all standard ARCH-type formulations, is that the volatility is not bounded below. It is therefore interesting to see if the estimated models allow the volatility to approach zero. Surprisingly, the answer strongly depends on the series, as shown in Figure 4. More precisely, the volatility of the Nikkei index is always far away from zero (which is related to the very small estimated coefficients, in magnitude, for this series). On the contrary, the volatilities of the Nasdaq, DJA, SP500 are frequently close to zero. The remaining series, namely the DAX, FTSE, CAC, Shanghai, and DJT, have a volatility which occasionally approaches zero. It should however be underlined that, as can be seen from Table 6, the estimated LARCH volatilities are never exactly equal to zero. We want to point out that such small estimated volatilities could not be obtained with standard ARCH models. For instance, with GARCH(1,1) models, we found that the minimal estimated volatility of the nine series of returns

ranges from 0.17 to 0.97, whereas Table 6 shows that it ranges from 0.0001 to 0.15 with LARCH(5) models. More flexibility is thus allowed with LARCH models. Of course, we do not claim that such a simple model as the finite-order LARCH is sufficient to capture all the sophisticated features of financial series. Extensions of these models, including a persistence term $\beta\sigma_{t-1}$ in the volatility, or allowing for long memory, have to be considered.

Many complementary results on this real application, as well as on the simulation study, are available from the authors. The R code allowing to implement all the numerical applications of this paper is also available.

[Table 3 about here.]

[Table 4 about here.]

[Table 5 about here.]

[Figure 4 about here.]

[Table 6 about here.]

8 Conclusion

LARCH is an attractive class of models for conditional heteroscedasticity, which is able to capture different effects of the volatility, keeping the parsimony of the standard ARCH and avoiding the positivity constraints on the coefficients. However, the QMLE is not recommended for these models. This may seem surprising, since QML is undoubtedly the most successful method for GARCH-type models. The "supremacy" of this method is justified, in general, because it does not require specifying the errors distribution and because its asymptotic properties hold under mild conditions. However, for the LARCH model, the QML method produces inconsistent estimator. The theoretical results were confirmed by finite-sample experiments. It is interesting to note that a major estimation technique, which is

very robust under change of the distribution of the iid noise, fails for a class of conditionally heteroscedastic models. To our knowledge, this is the only example of failure of the QMLE, in GARCH-type models, that is not due to the lack of a moment condition.

To overcome this problem, we proposed a self-weighted LSE. For AR-LARCH models, this estimator was shown to be asymptotically normal without any moment condition on the observed process. The choice of the weights is discussed and, from our Monte-Carlo experiments, weights obtained from an ARCH proxy of the volatility can be recommended. These results were used to construct Wald and score tests for testing conditional homoscedasticity. Furthermore, diagnostic portmanteau tests were developed. Their asymptotic distribution was shown to be far from the standard chi-square. It is possible to extend the class to GARCH-type models, allowing the volatility to depend on its own past values. This is left for future research.

Appendix: Proofs

A.1 Proof of Theorem 2.1

The scheme of the proof is standard (see *e.g.* Francq and Zakoïan, 2004, Theorems 2.1 and 3.1), and consists in showing

- i) $u_t(\theta) = u_t(\theta_0)$ and $\sigma_t^2(\theta) = \sigma_t^2(\theta_0)$ P_{θ_0} a.s. for all $t \implies \theta = \theta_0$,
- ii) $E|\ell_t(\theta_0)| < \infty$, and if $\theta \neq \theta_0$, $E\ell_t(\theta) > E\ell_t(\theta_0)$,
- iii) any $\theta \neq \theta_0$ has a neighborhood $V(\theta)$ such that

$$\liminf_{n \rightarrow \infty} \inf_{\theta^* \in V(\theta)} \mathbf{I}_n(\theta^*) > E\ell_1(\theta_0), \quad a.s.$$

We first prove i). In view of **A2** and **A5**, we have $\sigma_t^2(\theta_0) = \text{Var}(x_t | \mathcal{F}_{t-1}) > 0$ with probability 1, and it can be shown that $u_t(\theta) = u_t(\theta_0)$ entails that the first p components of θ and θ_0 are the same. Let θ such that $\sigma_t^2 = \sigma_t^2(\theta) = \sigma_t^2(\theta_0) \neq 0$ and $u_t = u_t(\theta) = u_t(\theta_0)$ a.s. Writing $\sigma_t(\theta) = \sigma_\epsilon \{b_1 u_{t-1} + v_{t-2}(\theta)\}$ where $v_{t-2}(\theta) =$

$1 + \sum_{i=2}^q b_i u_{t-i}$, we have

$$\begin{aligned} & \sigma_t^2(\theta_0) = \sigma_t^2(\theta) \\ \Leftrightarrow & \sigma_{0\epsilon}^2 \{b_{01} u_{t-1} + v_{t-2}(\theta_0)\}^2 = \sigma_\epsilon^2 \{b_1 u_{t-1} + v_{t-2}(\theta)\}^2 \\ \Leftrightarrow & (\sigma_\epsilon^2 b_1^2 - \sigma_{0\epsilon}^2 b_{01}^2) \sigma_{t-1}^2 \eta_{t-1}^2 + 2\sigma_{t-1} \{\sigma_\epsilon^2 b_1 v_{t-2}(\theta) - \sigma_{0\epsilon}^2 b_{01} v_{t-2}(\theta_0)\} \eta_{t-1} \\ & + \{\sigma_\epsilon^2 v_{t-2}(\theta) - \sigma_{0\epsilon}^2 v_{t-2}(\theta_0)\} := a_{t-2} \eta_{t-1}^2 + b_{t-2} \eta_{t-1} + c_{t-2} = 0. \end{aligned}$$

By taking the expectation of the last equality conditionally on \mathcal{F}_{t-2} we get $a_{t-2} + c_{t-2} = 0$. We thus have

$$a_{t-2}(\eta_{t-1}^2 - 1) = -b_{t-2} \eta_{t-1} \quad \text{a.s.} \quad (\text{A.1})$$

Suppose that $\sigma_\epsilon^2 b_1^2 \neq \sigma_{0\epsilon}^2 b_{01}^2$, that is $a_{t-2} \neq 0$ a.s. It follows that $\eta_{t-1} \neq 0$ and $(\eta_{t-1}^2 - 1)/\eta_{t-1} = -b_{t-2}/a_{t-2}$ a.s. Because the two sides of this equality involve independent variables, these variables are constant. Hence there is a constant c such that $\eta_{t-1}^2 - 1 = c\eta_{t-1}$, but this contradicts **A5**. We thus have proved that $\sigma_\epsilon^2 b_1^2 = \sigma_{0\epsilon}^2 b_{01}^2$. If $b_1 = 0$ we have $b_1 = b_{01}$. Now suppose $b_{01} \neq 0$. Since $a_{t-2} = 0$ a.s. we have, from (A.1),

$$b_{t-2} = 0 = \{\sigma_\epsilon^2 b_1 v_{t-2}(\theta) - \sigma_{0\epsilon}^2 b_{01} v_{t-2}(\theta_0)\} \sigma_{t-1} \eta_{t-1}.$$

Multiplying the last equation by η_{t-1} and taking the expectation conditional to \mathcal{F}_{t-2} yields

$$\sigma_\epsilon^2 b_1 \sigma_{t-1} v_{t-2}(\theta) = \sigma_{0\epsilon}^2 b_{01} \sigma_{t-1} v_{t-2}(\theta_0)$$

and thus, since by assumption $\sigma_{t-1} \neq 0$ and since we have $\sigma_\epsilon^2 b_1^2 = \sigma_{0\epsilon}^2 b_{01}^2$,

$$b_{01} v_{t-2}(\theta) = b_1 v_{t-2}(\theta_0)$$

which, by taking the expectation, implies $b_{01} = b_1$. Proceeding similarly we get, recursively, $b_{0i} = b_i$ for all i . Finally, $\sigma_\epsilon = \sigma_{0\epsilon}$ and $\theta = \theta_0$.

Now we turn to ii). Note that, by **A1** and **A2**, the process (x_t) is stationary and ergodic (see *e.g.* Billingsley (1995, Theorem 36.4)). Since $\ell_t(\theta)$ is a measurable function of x_t, \dots, x_{t-p-q} , the process $\{\ell_t(\theta)\}$ is also stationary and

ergodic. Moreover, in view of **A5**, $El_t(\theta)$ exists in $\mathbb{R} \cup \{+\infty\}$. Thus the objective function $l_n(\theta)$ converges a.s. to $El_t(\theta)$ as $n \rightarrow \infty$. In FMZ it was shown that under **A1**, $E\sigma_t^{2s}(\theta_0) < \infty$ for some sufficiently small $s > 0$. It follows that $El_t(\theta_0) = 1 + \frac{1}{s}E \log \sigma_t^{2s}(\theta_0)$ exists in \mathbb{R} . The limit criterion is minimum at the true value because

$$El_t(\theta) - El_t(\theta_0) = E \left\{ \log \frac{\sigma_t^2(\theta)}{\sigma_t^2(\theta_0)} + \frac{\sigma_t^2(\theta_0)}{\sigma_t^2(\theta)} - 1 \right\} + E \frac{\{u_t(\theta) - u_t(\theta_0)\}^2}{\sigma_t^2(\theta)} + E \frac{2\epsilon_t \sigma_t(\theta_0) \{u_t(\theta) - u_t(\theta_0)\}}{\sigma_{0\epsilon} \sigma_t^2(\theta)} \geq 0$$

using the fact that the last expectation is null (ϵ_t being orthogonal to the random variable $\sigma_t(\theta_0) \{u_t(\theta) - u_t(\theta_0)\} \sigma_t^{-2}(\theta) \in \mathcal{F}_{t-1}$), and using the elementary inequality $\log x \leq x - 1$. Moreover the inequality is an equality if and only if $u_t(\theta) - u_t(\theta_0) = 0$ and $\sigma_t^2(\theta) = \sigma_t^2(\theta_0)$ with probability 1, which by ii) implies $\theta = \theta_0$.

As in Francq and Zakoïan (2004) we can show that the ergodic theorem and the continuity of $\theta \mapsto E_\theta l_1(\theta)$ entail iii). A standard compactness argument allows to complete the proof of the consistency.

Now we turn to the asymptotic normality. It is easy to see that the proof follows from the following properties:

$$i) E \left\| \frac{\partial \ell_t(\theta_0)}{\partial \theta} \frac{\partial \ell_t(\theta_0)}{\partial \theta'} \right\| < \infty \quad \text{and} \quad n^{-1/2} \sum_{t=1}^n \frac{\partial \ell_t}{\partial \theta}(\theta_0) \Rightarrow \mathcal{N}(0, \mathcal{I}),$$

$$ii) E \left\| \frac{\partial^2 \ell_t(\theta_0)}{\partial \theta \partial \theta'} \right\| < \infty \quad \text{and} \quad n^{-1} \sum_{t=1}^n \frac{\partial^2 \ell_t}{\partial \theta_i \partial \theta_j}(\theta^*) \rightarrow \mathcal{J}(i, j) \quad a.s.,$$

for any θ^* between $\hat{\theta}_n$ and θ_0 ,

iii) \mathcal{I} and \mathcal{J} are not singular.

Differentiating (2.3) we obtain

$$\begin{aligned}
\frac{\partial \ell_t(\theta)}{\partial \theta} &= \left\{ 1 - \frac{u_t^2(\theta)}{\sigma_t^2(\theta)} \right\} \frac{1}{\sigma_t^2(\theta)} \frac{\partial \sigma_t^2(\theta)}{\partial \theta} + 2 \frac{u_t(\theta)}{\sigma_t^2(\theta)} \frac{\partial u_t(\theta)}{\partial \theta} \\
&= \left\{ 1 - \frac{u_t^2(\theta)}{\sigma_t^2(\theta)} \right\} \frac{2}{1 + \sum_{i=1}^q b_i u_{t-i}(\theta)} \begin{pmatrix} -\sum_{i=1}^q b_i X_{t-i} \\ u_{t-1}(\theta) \\ \vdots \\ u_{t-q}(\theta) \\ \frac{1 + \sum_{i=1}^q b_i u_{t-i}(\theta)}{2\sigma_t^2} \end{pmatrix} \\
&\quad + 2 \frac{u_t(\theta)}{\sigma_t^2(\theta)} \begin{pmatrix} -X_t \\ 0_{q+1} \end{pmatrix} \tag{A.2}
\end{aligned}$$

with $X_t = (x_{t-1}, \dots, x_{t-p})'$. Noting that $\{1 - u_t^2(\theta_0)/\sigma_t^2(\theta_0)\} = 1 - \epsilon_t^2/\sigma_\epsilon^2$ and $u_t(\theta_0)/\sigma_t(\theta_0) = \epsilon_t/\sigma_\epsilon$ are centered and independent of the other random variables involved in $\partial \ell_t(\theta_0)/\partial \theta$, it can be shown that, under **A2**, **A5** and **A7**, $(\partial \ell_t(\theta_0)/\partial \theta, \mathcal{F}_t)$ is a square integrable stationary martingale difference. Thus i) comes from the Central Limit Theorem (CLT) of Billingsley (1961).

Differentiating (A.2) we obtain

$$\begin{aligned}
\frac{\partial^2 \ell_t(\theta)}{\partial \theta \partial \theta'} &= \left(1 - \frac{u_t^2(\theta)}{\sigma_t^2(\theta)} \right) \frac{1}{\sigma_t^2(\theta)} \frac{\partial^2 \sigma_t^2(\theta)}{\partial \theta \partial \theta'} + \left(2 \frac{u_t^2(\theta)}{\sigma_t^2(\theta)} - 1 \right) \frac{1}{\sigma_t^4(\theta)} \frac{\partial \sigma_t^2(\theta)}{\partial \theta} \frac{\partial \sigma_t^2(\theta)}{\partial \theta'} \\
&\quad + \frac{2}{\sigma_t^2(\theta)} \frac{\partial u_t(\theta)}{\partial \theta} \frac{\partial u_t(\theta)}{\partial \theta'} + \frac{2u_t(\theta)}{\sigma_t^2(\theta)} \frac{\partial^2 u_t(\theta)}{\partial \theta \partial \theta'} \\
&\quad - \frac{2u_t(\theta)}{\sigma_t^4(\theta)} \left(\frac{\partial u_t(\theta)}{\partial \theta} \frac{\partial \sigma_t^2(\theta)}{\partial \theta'} + \frac{\partial \sigma_t^2(\theta)}{\partial \theta} \frac{\partial u_t(\theta)}{\partial \theta'} \right).
\end{aligned}$$

Using the Hölder inequality, the compactness assumption **A3**, the existence of fourth-order moments for x_t and $u_t(\theta)$ and Assumption **A5**, it can be shown that

$$\sup_{\theta \in \Theta} \left\| \frac{\partial \ell_t(\theta)}{\partial \theta} \right\|_{4/3} < \infty.$$

With the same arguments it can be shown that

$$\sup_{\theta \in \Theta} \left\| \frac{\partial^2 \ell_t(\theta)}{\partial \theta \partial \theta'} \right\|_1 < \infty. \tag{A.3}$$

The continuity of $\theta \mapsto \partial^2 \ell_t(\theta)/\partial \theta \partial \theta'$, the ergodic theorem and the dominated convergence theorem now entail that for any $\varepsilon > 0$ there exists a neighborhood

$\mathcal{V}(\theta_0)$ of θ_0 such that, a.s.

$$\lim_{n \rightarrow \infty} \frac{1}{n} \sum_{t=1}^n \sup_{\theta \in \mathcal{V}(\theta_0)} \left\| \frac{\partial^2 \ell_t(\theta)}{\partial \theta \partial \theta'} - \frac{\partial^2 \ell_t(\theta_0)}{\partial \theta \partial \theta'} \right\| \leq \varepsilon. \quad (\text{A.4})$$

A direct application of the ergodic theorem entails

$$\lim_{n \rightarrow \infty} \frac{1}{n} \sum_{t=1}^n \frac{\partial^2 \ell_t(\theta_0)}{\partial \theta \partial \theta'} = \mathcal{J} \quad \text{a.s.} \quad (\text{A.5})$$

Thus ii) comes from (A.3), (A.4),(A.5) and the strong consistency of $\hat{\theta}_n$.

The arguments used by Francq and Zakoian (2004, p 631) show that if \mathcal{I} is singular then there exists $\lambda = (\lambda'_1, \lambda'_2)'$, with $\lambda_1 \in \mathbb{R}^p$ and $\lambda_2 \in \mathbb{R}^{q+1}$, such that a.s.

$$\lambda' \frac{\partial u_t(\theta_0)}{\partial \theta} = 0 \quad \text{and} \quad \lambda' \frac{\partial \sigma_t^2(\theta_0)}{\partial \theta} = 0. \quad (\text{A.6})$$

Because $\partial u_t(\theta_0)/\partial \theta = (-X'_t, 0'_{q+1})'$ the first equality entails $\lambda_1 = 0$, and the second equality reduces to

$$0 = \lambda'_2 \begin{pmatrix} \frac{\partial \sigma_t^2(\theta_0)}{\partial b_1} \\ \vdots \\ \frac{\partial \sigma_t^2(\theta_0)}{\partial b_q} \\ \frac{\partial \sigma_t^2(\theta_0)}{\partial \sigma_\epsilon^2} \end{pmatrix} = \lambda'_2 \begin{pmatrix} 2\sigma_{0\epsilon}^2 (1 + \sum_{i=1}^q b_{0i} u_{t-i}) u_{t-1} \\ \vdots \\ 2\sigma_{0\epsilon}^2 (1 + \sum_{i=1}^q b_{0i} u_{t-i}) u_{t-q} \\ (1 + \sum_{i=1}^q b_{0i} u_{t-i})^2 \end{pmatrix} \quad \text{a.s.}$$

Using the stationarity, we deduce that, conditional on $\{\epsilon_u, u < t\}$ there exists a polynomial of degree 2, $P_2(x) = a_0 + a_1 x + a_2 x^2$, such that $P_2(u_t) = 0$, which contradicts **A5**. Moreover

$$\mathcal{J} = E \left(\frac{1}{\sigma_t^4} \frac{\partial \sigma_t^2}{\partial \theta} \frac{\partial \sigma_t^2}{\partial \theta'} (\theta_0) \right) + 2E \left(\frac{1}{\sigma_t^2} \frac{\partial u_t}{\partial \theta} \frac{\partial u_t}{\partial \theta'} (\theta_0) \right) := \mathcal{A} + \mathcal{B}$$

where \mathcal{A} is strictly positive definite, by the previous arguments, and \mathcal{B} is positive semi-definite. Thus \mathcal{I} and \mathcal{J} are invertible.

A.2 Proof of Proposition 3.1

For any fixed integer t_0 , with probability one we have $x_{t_0-1} \neq 0$, $x_{t_0}/x_{t_0-1} \neq \psi_{01}$ and $x_{t_0-1}^2 - x_{t_0} x_{t_0-2} \neq 0$. Note that, conditionally to present and past values of

x_{t_0-2} such that $\sigma_{t_0-1}(\theta_0) \neq 0$, the couple (x_{t_0-1}, x_{t_0-1}) admits a positive density with respect to the Lebesgue measure of \mathbb{R}^2 . It follows that, with positive probability, we have

$$\theta(t_0) := \left(\frac{x_{t_0}}{x_{t_0-1}}, 0'_{p-1}, -\frac{1}{x_{t_0-1} - \frac{x_{t_0}}{x_{t_0-1}}x_{t_0-2}}, 0'_{q-1}, 1 \right) \in \Theta.$$

Thus, for almost all trajectories, there exists $\theta(t_0) \in \Theta$. Note that $u_{t_0} \{\theta(t_0)\} = \sigma_{t_0}^2 \{\theta(t_0)\} = 0$ and that, for $t \neq t_0$, $\sigma_t^2 \{\theta(t_0)\} \neq 0$ almost surely. It follows that, with the conventions given after (2.3), $L_n \{\theta(t_0)\} = +\infty$. The measurable sequences $(\hat{\theta}_n)_{n \geq 1}$ such that $\hat{\theta}_n = \theta(t_0)$ for all $n \geq t_0$ are inconsistent sequences of QMLE.

A.3 Proof of Theorem 4.1.

Writing $\mathbf{Y} = \mathbf{X}\psi_0 + \mathbf{U}$ with $\mathbf{U}' = (u_1, \dots, u_n)$, we have

$$\hat{\psi}_{WLS} = (\mathbf{X}'\mathbf{\Omega}\mathbf{X})^{-1} \mathbf{X}'\mathbf{\Omega}(\mathbf{X}\psi_0 + \mathbf{U}) = \psi_0 + (\mathbf{X}'\mathbf{\Omega}\mathbf{X})^{-1} \mathbf{X}'\mathbf{\Omega}\mathbf{U} = \psi_0 + o(1)$$

a.s., because in view of the ergodic theorem

$$n^{-1} \mathbf{X}'\mathbf{\Omega}\mathbf{X} \rightarrow A_\psi, \quad n^{-1} \mathbf{X}'\mathbf{\Omega}\mathbf{U} \rightarrow E\omega_t u_t X_t = E\epsilon_t \sigma_\epsilon^{-1} E\sigma_t(\theta_0) \omega_t X_t = 0.$$

The consistency is shown. Applying the CLT of Billingsley (1961) to the square integrable stationary martingale difference $(\omega_t u_t X_t, \mathcal{F}_t)$, we obtain that $n^{-1/2} \mathbf{X}'\mathbf{\Omega}\mathbf{U}$ converges in law to the $\mathcal{N}(0, B_\psi)$ distribution. To complete the proof, it remains to show that A_ψ is invertible. If A_ψ were singular then there would exist $\lambda \neq 0 \in \mathbb{R}^p$ such that $\lambda' \sqrt{\omega_t} X_t = 0$ which would imply $\lambda' X_t = 0$ with probability one. This would entail that x_t, u_t and ϵ_t belong to \mathcal{F}_{t-1} , and ϵ_t would be independent of ϵ_t . This is clearly impossible because $E\epsilon_t = 0$ and $E\epsilon_t^2 \neq 0$. Thus A_ψ is invertible, and the proof is complete.

A.4 Proof of Theorem 4.2.

Let

$$\hat{Q}_n(\beta) = \frac{1}{n} \sum_{t=1}^n \tau_t \nu_t^2(\hat{\psi}, \beta), \quad Q_n(\beta) = \frac{1}{n} \sum_{t=1}^n \tau_t \nu_t^2(\psi_0, \beta).$$

We first show that

$$\lim_{n \rightarrow \infty} \sup_{\beta \in \Theta_\beta} \left| \hat{Q}_n(\beta) - Q_n(\beta) \right| = 0 \quad \text{a.s.} \quad (\text{A.7})$$

We have, for some constant K

$$\begin{aligned} & \left| \nu_t^2(\hat{\psi}, \beta) - \nu_t^2(\psi_0, \beta) \right| \\ & \leq \left| \nu_t(\hat{\psi}, \beta) - \nu_t(\psi_0, \beta) \right| 2 \sup_{\theta \in \Theta} |\nu_t(\psi, \beta)| \\ & \leq K \left\{ \left| u_t(\hat{\psi}) - u_t \right| \sup_{\psi \in \Theta_\psi} |u_t(\psi)| \right. \\ & \quad \left. + \left(\sum_{i=1}^q |b_i| \left| u_{t-i}(\hat{\psi}) - u_{t-i} \right| \right) \sup_{\theta \in \Theta} \sigma_t^2(\psi, \beta) \right\} \sup_{\theta \in \Theta} |\nu_t(\psi, \beta)| \end{aligned}$$

and

$$\left| u_t(\hat{\psi}) - u_t \right| \leq \sum_{i=1}^p |\hat{\psi}_i - \psi_{0i}| |x_{t-i}|.$$

It follows that

$$\sup_{\beta \in \Theta_\beta} \left| \nu_t^2(\hat{\psi}, \beta) - \nu_t^2(\psi_0, \beta) \right| \leq M_t \|\hat{\psi} - \psi_0\|,$$

where (M_t) is a strictly stationary process. For t fixed, the strong consistency of $\hat{\psi}$ implies $M_t \|\hat{\psi} - \psi_0\| \rightarrow 0$ a.s. Therefore the Cesaro sum $n^{-1} \sum_{t=1}^n \tau_t M_t \|\hat{\psi} - \psi_0\| \rightarrow 0$ a.s. and (A.7) is shown.

This result and the ergodic theorem show that $\hat{Q}_n(\beta) \rightarrow Q_\infty(\beta) := E \tau_t \nu_t^2(\psi_0, \beta) \in \mathbb{R}^+ \cup \{+\infty\}$, a.s. and uniformly in a neighborhood of β , as $n \rightarrow \infty$. Since $\tau_t \nu_t(\psi_0, \beta_0) = \tau_t (1 + \sum b_{0i} u_{t-i})^2 (\epsilon_t^2 - \sigma_{0\epsilon}^2)$ and $\tau_t \{\nu_t(\psi_0, \beta) - \nu_t(\psi_0, \beta_0)\} = \tau_t \{\sigma_t^2(\psi_0, \beta) - \sigma_t^2(\psi_0, \beta_0)\} \in \mathcal{F}_{t-1}$ are orthogonal (when $Q_\infty(\beta)$ is finite, which is the case at $\beta = \beta_0$ in view of the moment condition **A11**), it can be shown that under the identifiability condition **A4**, $Q_\infty(\beta) > Q_\infty(\beta_0)$ when $\beta \neq \beta_0$. The consistency follows from standard arguments.

Under **A6**, the derivative of the criterion defined in (4.3) vanishes at $\hat{\beta} = \hat{\beta}_{WLS}$, for sufficiently large n . A Taylor expansion at the order 1 of the derivative around β_0 yields

$$0 = \frac{1}{\sqrt{n}} \sum_{t=1}^n \tau_t \frac{\partial \nu_t^2(\hat{\psi}, \beta_0)}{\partial \beta} + \left(\frac{1}{n} \sum_{t=1}^n \tau_t \frac{\partial^2 \nu_t^2(\hat{\psi}, \beta_0)}{\partial \beta \partial \beta'} + R_n \right) \sqrt{n} (\hat{\beta} - \beta_0),$$

where the element of the matrix R_n are of the form

$$R_n(i, j) = \frac{1}{n} \sum_{t=1}^n \tau_t \left\{ \frac{\partial^2 \nu_t^2(\hat{\psi}, \beta^*)}{\partial \beta_i \partial \beta_j} - \frac{\partial^2 \nu_t^2(\hat{\psi}, \beta_0)}{\partial \beta_i \partial \beta_j} \right\}$$

for some β^* between $\hat{\beta}$ and β_0 . In view of the consistency result, the moment condition $E \sup_{\theta \in \mathcal{V}(\theta_0)} \left\| \tau_t \frac{\partial^2 \nu_t^2(\theta)}{\partial \theta \partial \theta'} \right\| < \infty$, and the continuity of the derivative, $R_n(i, j) \rightarrow 0$ a.s. Similar arguments and a Taylor expansion around ψ_0 yields

$$\begin{aligned} 0 &= \frac{1}{\sqrt{n}} \sum_{t=1}^n \tau_t \frac{\partial \nu_t^2(\psi_0, \beta_0)}{\partial \beta} + \frac{1}{n} \sum_{t=1}^n \tau_t \frac{\partial^2 \nu_t^2(\psi_0, \beta_0)}{\partial \beta \partial \beta'} \sqrt{n} (\hat{\psi} - \psi_0) \\ &\quad + o_P(1) + \left(\frac{1}{n} \sum_{t=1}^n \tau_t \frac{\partial^2 \nu_t^2(\psi_0, \beta_0)}{\partial \beta \partial \beta'} + o_P(1) \right) \sqrt{n} (\hat{\beta} - \beta_0). \end{aligned}$$

Applying the CLT of Billingsley (1961) to the square integrable stationary martingale difference $\{(\tau_t \nu_t \partial \nu_t(\psi_0, \beta_0) / \partial \beta', \omega_t u_t X_t)'\}$, \mathcal{F}_t , we obtain

$$\begin{aligned} &\begin{pmatrix} \frac{1}{\sqrt{n}} \sum_{t=1}^n \tau_t \frac{\partial \nu_t^2(\psi_0, \beta_0)}{\partial \beta} \\ \sqrt{n} (\hat{\psi} - \psi_0) \end{pmatrix} = \begin{pmatrix} \frac{-2}{\sqrt{n}} \sum_{t=1}^n \tau_t \nu_t \frac{\partial \sigma_t^2(\psi_0, \beta_0)}{\partial \beta} \\ A_\psi^{-1} \frac{1}{\sqrt{n}} \sum_{t=1}^n \omega_t u_t X_t \end{pmatrix} \\ \xrightarrow{\mathcal{L}} &\begin{pmatrix} Z_\beta \\ Z_\psi \end{pmatrix} \sim \mathcal{N} \left\{ 0, \begin{pmatrix} 4B_\beta & -2B_{\beta\psi} A_\psi^{-1} \\ -2A_\psi^{-1} B'_{\beta\psi} & A_\psi^{-1} B_\psi A_\psi^{-1} \end{pmatrix} \right\}. \end{aligned}$$

Applying the ergodic theorem we have a.s.

$$\frac{1}{n} \sum_{t=1}^n \tau_t \frac{\partial^2 \nu_t^2(\psi_0, \beta_0)}{\partial \beta \partial \beta'} \rightarrow -2A_{\beta\psi}, \quad \frac{1}{n} \sum_{t=1}^n \tau_t \frac{\partial^2 \nu_t^2(\psi_0, \beta_0)}{\partial \beta \partial \beta'} \rightarrow 2A_\beta.$$

By arguments already given A_β is invertible. Thus

$$\sqrt{n} \begin{pmatrix} \hat{\beta} - \beta_0 \\ \hat{\psi} - \psi_0 \end{pmatrix} \xrightarrow{\mathcal{L}} \begin{pmatrix} (-2A_\beta)^{-1} (Z_\beta - 2A_{\beta\psi} Z_\psi) \\ Z_\psi \end{pmatrix}$$

and the proof follows.

A.5 Proof of (5.2)

A Taylor expansion at the order 1 around θ_0 yields

$$\begin{aligned} 0_{q+1} &= \frac{1}{\sqrt{n}} \sum_{t=1}^n \tau_t \frac{\partial \nu_t^2(\hat{\psi}, \hat{b}, \hat{\sigma}_\epsilon^2)}{\partial \beta} = \frac{1}{\sqrt{n}} \sum_{t=1}^n \tau_t \frac{\partial \nu_t^2(\hat{\psi}, 0_q, \hat{\sigma}_\epsilon^{2c})}{\partial \beta} \\ &\quad + \frac{1}{n} \sum_{t=1}^n \tau_t \frac{\partial^2 \nu_t^2(\theta_0)}{\partial \beta \partial \beta'} \sqrt{n} \begin{pmatrix} \hat{b} \\ \hat{\sigma}_\epsilon^2 - \hat{\sigma}_\epsilon^{2c} \end{pmatrix} + o_P(1). \end{aligned} \quad (\text{A.8})$$

Notice that the last component of the first term in the right-hand side is null. It follows that

$$\sqrt{n}(\hat{\sigma}_\epsilon^2 - \hat{\sigma}_\epsilon^{2c}) = -\frac{1}{A_\sigma} A_{\sigma b} \sqrt{n} \hat{b} + o_P(1).$$

Now using the first q components of (A.8) we get $\Delta_n^c = A_* \sqrt{n} \hat{b} + o_P(1)$, from which the convergence in (5.2) follows.

A.6 Proof of Lemma 6.1.

We start by establishing a lemma which will be used to show Lemma 6.1. Let, for $0 \leq \ell < n$,

$$\gamma(\ell) = \frac{1}{n} \sum_{t=1}^{n-\ell} u_t u_{t+\ell} \quad \text{and} \quad \rho(\ell) = \frac{\gamma(\ell)}{\gamma(0)}$$

denote the white noise “empirical” autocovariances and autocorrelations. Let $\gamma_m = (\gamma(1), \dots, \gamma(m))'$ and $\rho_m = (\rho(1), \dots, \rho(m))'$.

Lemma A.1 *Under the assumptions of Theorem 4.1, $\sqrt{n}(\hat{\psi} - \psi_0, \gamma_m)' \xrightarrow{\mathcal{L}} \mathcal{N}(0, \Sigma_{\hat{\psi}, \gamma_m})$ when $p > 0$, where*

$$\Sigma_{\hat{\psi}, \gamma_m} = \begin{pmatrix} A_\psi^{-1} B_\psi A_\psi^{-1} & A_\psi^{-1} E(\omega_t u_t^2 X_t U_t') \\ E(\omega_t u_t^2 U_t X_t') A_\psi^{-1} & E(u_t^2 U_t U_t') \end{pmatrix}.$$

Proof. From the proof of Theorem 4.1, we have

$$\sqrt{n}(\hat{\psi} - \psi_0) = A_\psi^{-1} \frac{1}{\sqrt{n}} \sum_{t=1}^n \omega_t u_t X_t + o_P(1).$$

We have

$$\sqrt{n} \gamma_m = \frac{1}{\sqrt{n}} \sum_{t=1}^n u_t U_t.$$

Applying the CLT of Billingsley (1961) to the square integrable stationary martingale difference $\{(\omega_t u_t X_t', u_t U_t')', \mathcal{F}_t\}$, Lemma A.1 is proved.

Now, in view of Francq et al. (2004, proof of Theorem 2) we have

$$\hat{\gamma}_m := (\hat{\gamma}(1), \dots, \hat{\gamma}(m))' = \gamma_m - \sigma_u^2 \Lambda' (\hat{\psi} - \psi_0) + O_p(1/n).$$

Hence, by Lemma A.1, the asymptotic distribution of $\sqrt{n}\hat{\gamma}_m$ is normal, with mean zero and covariance matrix

$$\begin{aligned} \text{Var}_{as}(\sqrt{n}\hat{\gamma}_m) &= \text{Var}_{as}(\sqrt{n}\gamma_m) + \sigma_u^4 \Lambda' \text{Var}_{as}(\sqrt{n}\hat{\psi})\Lambda \\ &\quad - \sigma_u^2 \Lambda' \text{Cov}_{as}(\sqrt{n}\hat{\psi}, \sqrt{n}\gamma_m) - \sigma_u^2 \text{Cov}_{as}(\sqrt{n}\gamma_m, \sqrt{n}\hat{\psi})\Lambda. \end{aligned}$$

Finally, we have

$$\hat{\rho}_m = \hat{\gamma}_m / \sigma_u^2 + O_p(1/n),$$

from which Lemma 6.1 straightforwardly follows.

A.7 Proof of Theorem 6.2.

To show Theorem 6.2 we establish an intermediate result which is the analog of Lemma A.1. We set

$$\gamma_{\epsilon^2}(\ell) = \frac{1}{n} \sum_{t=\ell+1}^n (\epsilon_t^2 - \sigma_\epsilon^2)(\epsilon_{t-\ell}^2 - \sigma_\epsilon^2) \quad \text{and} \quad \rho_{\epsilon^2}(\ell) = \frac{\gamma_{\epsilon^2}(\ell)}{\gamma_{\epsilon^2}(0)}$$

for $0 \leq \ell < n$. Let $\gamma_m^{\epsilon^2} = (\gamma_{\epsilon^2}(1), \dots, \gamma_{\epsilon^2}(m))'$ and $\rho_m^{\epsilon^2} = (\rho_{\epsilon^2}(1), \dots, \rho_{\epsilon^2}(m))'$. Write $\hat{\theta} = (\hat{\psi}'_{WLS}, \hat{\beta}'_{WLS})'$.

Lemma A.2 *Under the assumptions of Theorem 4.2, when $p + q \neq 0$,*

$$\sqrt{n} \begin{pmatrix} \hat{\theta} - \theta_0 \\ \gamma_m^{\epsilon^2} \end{pmatrix} \xrightarrow{\mathcal{L}} \mathcal{N} \left\{ 0, \Sigma_{\hat{\theta}, \gamma_m^{\epsilon^2}} := \begin{pmatrix} \Sigma_{WLS} & S \\ S' & E(V_t V_t') \end{pmatrix} \right\}.$$

Proof. The proof is written for $pq \neq 0$, but can be straightforwardly modified when $p = 0$ or $q = 0$. From the proof of Theorem 4.2, we have

$$\sqrt{n}(\hat{\theta} - \theta_0) = \begin{pmatrix} A_\psi^{-1} & 0 \\ A_\beta^{-1} A_{\beta\psi} A_\psi^{-1} & A_\beta^{-1} \end{pmatrix} \begin{pmatrix} \frac{1}{\sqrt{n}} \sum_{t=1}^n \omega_t u_t X_t \\ \frac{1}{\sqrt{n}} \sum_{t=1}^n \tau_t \nu_t \frac{\partial \sigma_t^2(\psi_0, \beta_0)}{\partial \beta} \end{pmatrix} + o_P(1).$$

Noting that

$$\sqrt{n}\gamma_m^{\epsilon^2} = \frac{1}{\sqrt{n}} \sum_{t=1}^n V_t,$$

and applying the CLT of Billingsley (1961) to the square integrable stationary martingale difference $\left\{ \left(\omega_t u_t X_t', \tau_t \nu_t \frac{\partial \sigma_t^2(\psi_0, \beta_0)}{\partial \beta}, V_t' \right)', \mathcal{F}_t \right\}$, Lemma A.2 is proved.

Now remark that Assumptions **A13** and **A14** entail the existence Λ^{ϵ^2} . Consider for simplicity the case of an AR(0)-BL(1), then

$$E\left\|\epsilon_t \frac{\partial \epsilon_t}{\partial b}(\theta_0)\right\|^2 = E\left(\frac{u_t^2 u_{t-1}}{(1 + b_{01} u_{t-1})^2}\right)^2 \leq \frac{E u_t^6}{\iota^4} < \infty.$$

In the general case, one can similarly check that $E\|\epsilon_t \frac{\partial \epsilon_t}{\partial \theta}\|^2 < \infty$, from which the existence of $\lambda_\ell^{\epsilon^2} = 2E\epsilon_t \frac{\partial \epsilon_t}{\partial \theta}(\epsilon_{t-\ell}^2 - \sigma_\epsilon^2)(\theta_0)$, and thus of Λ^{ϵ^2} , follow. The existence of S is a consequence of **A9-A12**.

Replacing $\bar{\epsilon}^2$ by σ_ϵ^2 in $\hat{\gamma}_{\epsilon^2}(\ell)$, we define

$$\tilde{\gamma}_{\epsilon^2}(\ell) = \frac{1}{n} \sum_{t=\ell+1}^n (\hat{\epsilon}_t^2 - \sigma_\epsilon^2)(\hat{\epsilon}_{t-\ell}^2 - \sigma_\epsilon^2), \quad \ell = 0, \dots, n-1.$$

We similarly define $\tilde{\rho}_{\epsilon^2}(\ell)$, $\tilde{\gamma}_m$ and $\tilde{\rho}_m$. It is easy to check that $\tilde{\gamma}_{\epsilon^2}(\ell) - \hat{\gamma}_{\epsilon^2}(\ell) = o_p(1)$. Consequently $\sqrt{n}\tilde{\gamma}_m$ and $\sqrt{n}\hat{\gamma}_m$ have the same asymptotic distribution, when existing. The same is true for $\sqrt{n}\tilde{\rho}_m$ and $\sqrt{n}\hat{\rho}_m$.

Note that $\tilde{\gamma}_{\epsilon^2}(\ell)$ is a function of $\hat{\theta}$ which takes the value $\gamma_{\epsilon^2}(\ell)$ at the point θ_0 . Assumption **A 13** entails that $\tilde{\gamma}_{\epsilon^2}(\ell)$ is well defined, and even derivable, when n is large enough for $\hat{\theta} \in V(\theta_0)$. Moreover, the ergodic theorem entails that a.s.

$$\begin{aligned} \frac{\partial \tilde{\gamma}_{\epsilon^2}(\ell)}{\partial \theta}(\theta_0) &= \frac{1}{n} \sum_{t=\ell+1}^n (\hat{\epsilon}_t^2 - \sigma_\epsilon^2) \frac{\partial \hat{\epsilon}_{t-\ell}^2}{\partial \theta}(\theta_0) + \frac{2}{n} \sum_{t=\ell+1}^n \epsilon_t \frac{\partial \epsilon_t}{\partial \theta}(\epsilon_{t-\ell}^2 - \sigma_\epsilon^2)(\theta_0) \\ &\rightarrow \lambda_\ell^{\epsilon^2} \end{aligned}$$

for $\ell > 0$. A Taylor expansion then gives

$$\tilde{\gamma}_m^{\epsilon^2} := (\hat{\gamma}_{\epsilon^2}(1), \dots, \hat{\gamma}_{\epsilon^2}(m))' = \gamma_m^{\epsilon^2} + \Lambda^{\epsilon^2}(\hat{\theta} - \theta_0) + O_p(1/n).$$

It follows from Lemma A.2 that $\sqrt{n}\tilde{\gamma}_m^{\epsilon^2}$ converges in law to a Gaussian distribution with mean zero and covariance matrix

$$E(V_t V_t') + \Lambda^{\epsilon^2} \Sigma_{WLS} \Lambda^{\epsilon^2'} + S' \Lambda^{\epsilon^2'} + \Lambda^{\epsilon^2} S.$$

Since

$$\hat{\gamma}_{\epsilon^2}(0) \rightarrow \text{Var } \epsilon_t^2 = \sigma_\epsilon^4(\mu_4 - 1) \quad \text{a.s.},$$

and

$$E(V_t V_t') = \sigma_\epsilon^8 (\mu_4 - 1)^2 I_m,$$

the first result of Theorem 6.2 follows. In the case $q = 0$, the vector $(\partial \epsilon_t / \partial \theta)(\theta_0)$ belongs to \mathcal{F}_{t-1} , which implies $\lambda_\ell^{\epsilon^2} = 0$. The simplification of the asymptotic variance when $q = 0$ follows. The last result is obvious.

Acknowledgment: The authors gratefully acknowledge the Editor and anonymous reviewers for their helpful comments

References

- Beran, J.** (2006) On location estimation for LARCH processes. *Journal of Multivariate Analysis* 97, 1766–1782.
- Beran, J. and M. Schützner** (2008) On Approximate Pseudo Maximum Likelihood Estimation for LARCH-Processes. *Working document, Department of Mathematics and Statistics, University of Konstanz, Germany.*
- Berkes, I. and L. Horváth** (2003) Asymptotic results for long memory LARCH sequences. *Annals of Applied Probability* 13, 641–668.
- Berkes, I., Horváth, L. and P. S. Kokoszka** (2003) GARCH processes: structure and estimation. *Bernoulli* 9, 201–227.
- Berkes, I., Horváth, L. and P. S. Kokoszka** (2003) Asymptotics for GARCH squared residual correlations. *Econometric Theory* 19, 515–540.
- Billingsley, P.** (1961) The Lindeberg-Levy theorem for martingales. *Proceedings of the American Mathematical Society* 12, 788–792.
- Billingsley, P.** (1995) *Probability and Measure*. John Wiley, New York.
- Black, F.** (1976) Studies of Stock Price Volatility Changes, *Proceedings from the American Statistical Association, Business and Economic Statistics Section* 177–181.
- Bollerslev, T.** (1986) Generalized autoregressive conditional heteroskedasticity. *Journal of Econometrics* 31, 307–327.
- Bougerol, P. and N. Picard** (1992a) Strict stationarity of generalized autoregressive processes. *Annals of Probability* 20, 1714–1729.
- Bougerol, P. and N. Picard** (1992b) Stationarity of GARCH processes and of some nonnegative time series. *Journal of Econometrics* 52, 115–127.

- Boyles, R.A., Marshall, A.W., and F. Proschan** (1985) Inconsistency of the maximum likelihood estimator of a distribution having increasing failure rate average. *The Annals of Statistics* 13, 413–417.
- Christie, A.A.** (1982) The Stochastic Behavior of Common Stock Variances: Value, Leverage and Interest Rate Effects. *Journal of Financial Economics* 10, 407–432.
- Doukhan, P., Teyssière, G. and P. Winant.** (2006) Vector valued ARCH infinity processes, in *Dependence in Probability and Statistics*. P. Bertail, P. Doukhan and P. Soulier Editors, Springer, New York.
- Engle, R. F.** (1982) Autoregressive conditional heteroskedasticity with estimates of the variance of the United Kingdom inflation. *Econometrica* 50, 987–1007.
- Ferguson, T.S.** (1982) An inconsistent maximum likelihood estimate. *Journal of the American Statistical Association*, 77, 380.
- Francq, C., Makarova, S. and J-M. Zakoïan** (2007) A class of stochastic unit-root bilinear processes. Mixing properties and unit-root test. *Journal of Econometrics* 142, 312–326.
- Francq, C., Roy, R. and J-M. Zakoïan** (2005) Diagnostic checking in ARMA Models with Uncorrelated Errors, *Journal of the American Statistical Association* 100, 532–544.
- Francq, C., and J-M. Zakoïan** (2004) Maximum Likelihood Estimation of Pure GARCH and ARMA-GARCH Processes. *Bernoulli* 10, 605–637.
- Ghosh, M.** (1985) Inconsistent maximum likelihood estimators for the Rasch model. *Statistic and Probability Letters* 23, 165–170.
- Giraitis, L., Leipus, R., Robinson, P.M. and D. Surgailis** (2004) LARCH, Leverage, and Long Memory. *Journal of Financial Econometrics* 2, 177–210.
- Giraitis, L., Robinson, P.M. and D. Surgailis** (2000) A model for long memory conditional heteroscedasticity. *The Annals of Applied Probability* 10, 1002–1024.

- Giraitis, L. and D. Surgailis** (2002) ARCH-type bilinear models with double long memory. *Stochastic Processes and their Applications* 100, 275–300.
- Godfrey, L.G.** (1988) *Misspecification tests in econometrics: the Lagrange multiplier principle and other approaches*. Cambridge University Press, Cambridge.
- Higgins, M.L. and A.K. Bera** (1992) A class of nonlinear ARCH models. *International Economic Review* 33, 137–158.
- Horváth, L. and P. Kokoszka** (2001) Large sample distribution of weighted sums of ARCH(p) squared residual correlations. *Econometric Theory* 17, 283–295.
- Horváth, L., Kokoszka P. S. and G. Teyssière** (2001) Empirical process of the squared residuals of an ARCH sequence. *Annals of Statistics* 29, 445–469.
- Horváth, L. and F. Liese** (2004) L_p -estimators in ARCH-models. *Journal of Statistical Planning and Inference* 119, 277–309.
- Kiefer, J. and J. Wolfowitz** (1956) Consistency of the Maximum Likelihood Estimator in the Presence of Infinitely Many Incidental Parameters. *The Annals of Mathematical Statistics* 27, 887–906.
- Li, W.K. and T.K. Mak** (1994) On the squared residual autocorrelations in non-linear time series with conditional heteroscedasticity. *Journal of Time Series Analysis* 15, 627–636.
- Ling, S.** (2005) Self-weighted LSE and MLE for ARMA-GARCH models. *Unpublished paper*, Hong-Kong University of Science and Technology.
- Ling, S.** (2007) Self-weighted and local quasi-maximum likelihood estimators for ARMA-GARCH/IGARCH models. *Journal of Econometrics* 140, 849–873.
- McLeod, A.I. and W.K. Li** (1983) Diagnostic Checking ARMA Time Series Models Using Squared-Residual Autocorrelations. *Journal of Time Series Analysis* 4, 269–273.

- Neyman, J. and E.L. Scott** (1948) Consistent estimates based on partially consistent observations. *Econometrica* 16, 1–32.
- Redner, R. and H. Walker** (1984) Mixture densities, maximum likelihood and the EM algorithm. *SIAM revue* 26, 195–239.
- Robinson, P.M.** (1991). Testing for strong serial correlation and dynamic conditional heteroskedasticity in multiple regression. *Journal of Econometrics* 47, 67–84.
- Sentana, E.** (1995) Quadratic ARCH models. *Review of Economic Studies* 62, 639–661.
- Truquet, L.** (2008) A new smoothed quasi maximum likelihood estimator for autoregressive process with LARCH errors. *Working document available at* <http://hal.archives-ouvertes.fr/hal-00284776/en/>.

List of Figures

- 1 News impact curve of u_t in Model (2.1) with $q = 1$, $b_{01} = -0.2$ and $\sigma_\epsilon = 1$ (full line) compared with the news impact curve of the ARCH(1) model $u_t = \sqrt{1 + b_{01}^2 u_{t-1}^2} \epsilon_t$ (dotted line). Source FMZ. 41
- 2 Likelihood (as a function of b with σ_ϵ^2 fixed) of a simulation of length $n = 10$ of Model (3.1) with $b_0 = 0.5$ and, in the left panel $\epsilon_t \sim \mathcal{U}_{[-1/2, 1/2]}$, and in the right panel $\epsilon_t \sim \mathcal{N}(0, 1)$ 42
- 3 boxplots of 500 estimation errors, for the QMLE (left panel) the LSE (middle panel) and a WLSE (right panel). The sample size is $n = 100$ 43
- 4 Absolute value of the estimated volatility of the stock market indices. 44

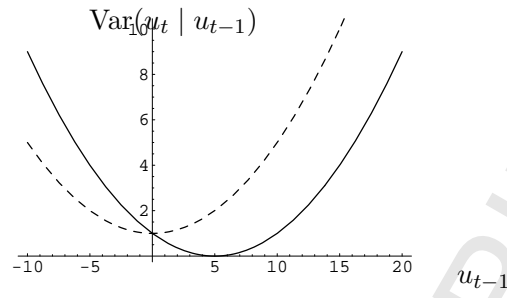


Figure 1: News impact curve of u_t in Model (2.1) with $q = 1$, $b_{01} = -0.2$ and $\sigma_\epsilon = 1$ (full line) compared with the news impact curve of the ARCH(1) model $u_t = \sqrt{1 + b_{01}^2 u_{t-1}^2} \epsilon_t$ (dotted line). Source FMZ.

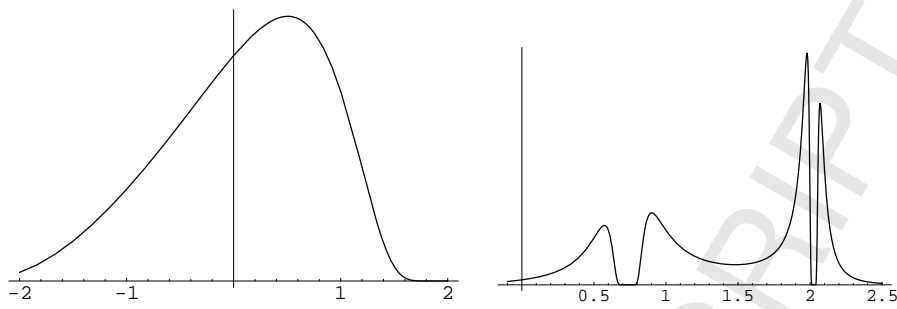


Figure 2: Likelihood (as a function of b with σ_ϵ^2 fixed) of a simulation of length $n = 10$ of Model (3.1) with $b_0 = 0.5$ and, in the left panel $\epsilon_t \sim \mathcal{U}_{[-1/2, 1/2]}$, and in the right panel $\epsilon_t \sim \mathcal{N}(0, 1)$.

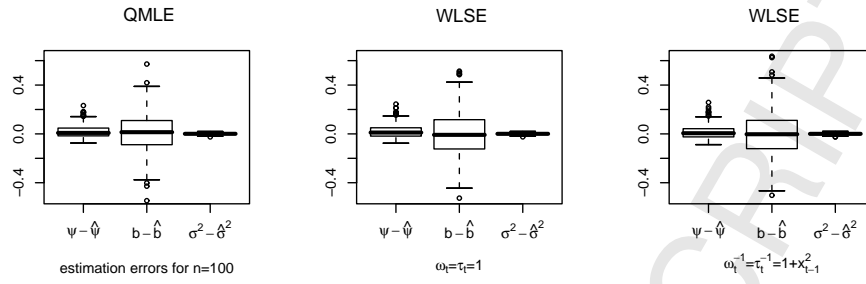


Figure 3: boxplots of 500 estimation errors, for the QMLE (left panel) the LSE (middle panel) and a WLSE (right panel). The sample size is $n = 100$.

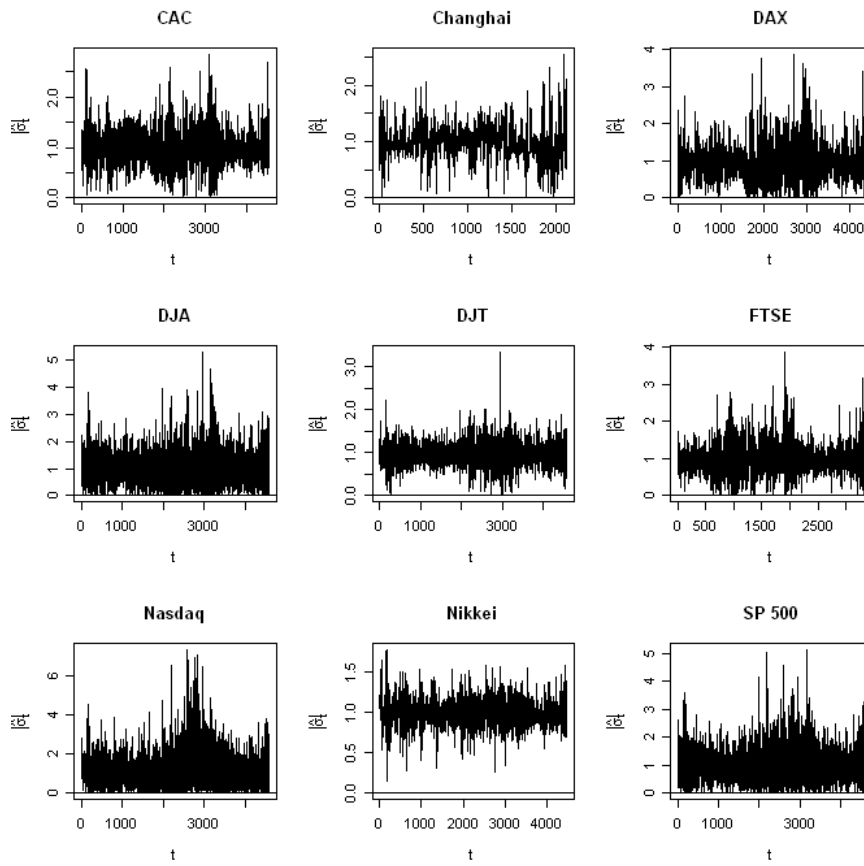


Figure 4: Absolute value of the estimated volatility of the stock market indices.

List of Tables

1	Comparison of the QML, LS and WLS estimators of the AR(1)-LARCH(1) model (7.1) with ϵ_t Gaussian. The number of replications is $N = 500$	46
2	Comparison of four different versions of the WLS estimator. The DGP is an AR(1)-LARCH(1) process with a Gaussian iid noise ϵ_t . The number of replications is $N = 500$ and the length of the simulations is $n = 100$	47
3	Test of conditional homoscedasticity against a LARCH(q) model for stock market indices.	48
4	Portmanteau test of adequacy of the AR(0) model (absence of linear part) for the linear dynamics of nine stock market returns.	49
5	LARCH(5) models for stock market indices.	50
6	Quantiles of $ \hat{\sigma}_t $ for the stock market indices.	51

Table 1: Comparison of the QML, LS and WLS estimators of the AR(1)-LARCH(1) model (7.1) with ϵ_t Gaussian. The number of replications is $N = 500$.

	QMLE				LSE				WLSE			
	$n = 100$											
	Min	Max	Bias	RMSE	Min	Max	Bias	RMSE	Min	Max	Bias	RMSE
$\psi_{01} = 0.9$	-136.71	29.69	-0.415	7.531	0.58	1.14	0.022	0.062	0.69	1	0.017	0.051
$b_{01} = -0.5$	-101.51	61.91	0.185	8.693	-1.03	-0.13	-0.111	0.18	-0.98	-0.13	-0.104	0.18
$\sigma_{0\epsilon}^2 = 1$	-0.09	48.21	5.009	7.03	0.44	6.15	-0.121	0.368	0.53	2.14	-0.095	0.275
	$n = 1000$											
$\psi_{01} = 0.9$	-166.42	34.11	-0.327	9.265	0.7	0.88	0.004	0.028	0.72	0.86	0.002	0.022
$b_{01} = -0.5$	-215.38	942.05	2.009	43.999	-0.91	-0.3	-0.027	0.104	-0.62	-0.34	-0.028	0.058
$\sigma_{0\epsilon}^2 = 1$	2.25	6.53	2.686	2.756	0.53	1.43	-0.036	0.118	0.82	1.27	-0.019	0.076

Table 2: Comparison of four different versions of the WLS estimator. The DGP is an AR(1)-LARCH(1) process with a Gaussian iid noise ϵ_t . The number of replications is $N = 500$ and the length of the simulations is $n = 100$.

	LSE		WLSE		WLSE ^{HL}		WLSE ^L	
	Bias	RMSE	Bias	RMSE	Bias	RMSE	Bias	RMSE
$\psi_{01} = 0.9$	-0.020	0.057	0.016	0.052	0.006	0.069	0.010	0.053
$b_{01} = -0.54$	0.294	1.967	-0.071	0.205	0.011	0.340	-0.082	0.223
$\sigma_{0\epsilon}^2 = 1$	0.127	0.340	-0.045	0.336	-0.029	0.387	-0.083	0.291
$\psi_{01} = 0.9$	-0.022	0.061	0.016	0.053	0.007	0.072	0.010	0.055
$b_{01} = -0.63$	0.383	2.218	-0.079	0.226	-0.014	0.338	-0.096	0.481
$\sigma_{0\epsilon}^2 = 1$	0.210	0.497	-0.067	0.333	-0.059	0.427	-0.139	0.392
$\psi_{01} = 0.9$	-0.026	0.068	0.016	0.054	0.008	0.077	0.01	0.058
$b_{01} = -0.75$	0.495	4.315	-0.059	0.277	-0.038	0.363	0.021	2.411
$\sigma_{0\epsilon}^2 = 1$	0.403	1.109	-0.066	0.355	-0.107	0.497	-0.238	0.621
$\psi_{01} = 0.9$	-0.035	0.094	0.012	0.054	0.004	0.094	0.010	0.070
$b_{01} = -0.99$	2.200	9.022	-0.069	0.282	-0.009	0.576	1.864	8.840
$\sigma_{0\epsilon}^2 = 1$	2.864	11.589	-0.069	0.282	-0.241	0.828	-1.400	7.050
$\psi_{01} = 0.9$	-0.040	0.110	0.012	0.067	0.004	0.110	0.010	0.080
$b_{01} = -1.1$	2.417	9.138	-0.065	0.304	0.254	2.665	4.372	12.547
$\sigma_{0\epsilon}^2 = 1$	13.896	65.483	-0.096	0.708	-0.286	1.035	-5.591	44.282

Table 3: Test of conditional homoscedasticity against a LARCH(q) model for stock market indices.

	m	1	2	3	4	5	6	7	8	9
CAC	\mathbf{R}_n	5	10.1	18.9	24.9	31.1	31	35.8	40	55.6
	p -value	0.025	0.006	0	0	0	0	0	0	0
Shanghai	\mathbf{R}_n	0.5	0.6	1.7	5.1	8.4	8.8	8.8	12.4	15
	p -value	0.479	0.728	0.643	0.28	0.136	0.186	0.267	0.132	0.092
DAX	\mathbf{R}_n	8.3	14.4	17.7	19.3	21	21	22.4	23.1	30.1
	p -value	0.004	0.001	0.001	0.001	0.001	0.002	0.002	0.003	0
DJA	\mathbf{R}_n	5.5	23.9	26	26.2	29.8	30.8	36.7	38.7	41
	p -value	0.019	0	0	0	0	0	0	0	0
DJT	\mathbf{R}_n	1.1	8.6	11.1	11.2	11.9	14.2	16.2	16.3	22.2
	p -value	0.303	0.014	0.011	0.025	0.036	0.028	0.023	0.039	0.008
FTSE	\mathbf{R}_n	6.3	12.9	15.8	21	25.5	25.7	33.4	33.5	51.4
	p -value	0.012	0.002	0.001	0	0	0	0	0	0
Nasdaq	\mathbf{R}_n	3.2	8.1	8.2	8.3	11.5	11.5	11.6	11.6	12
	p -value	0.075	0.018	0.043	0.08	0.043	0.074	0.116	0.172	0.216
Nikkei	\mathbf{R}_n	11.6	28.5	32	32.1	44	45.8	50.7	53.1	57.2
	p -value	0.001	0	0	0	0	0	0	0	0
SP 500	\mathbf{R}_n	6.7	27.8	29.6	29.6	38.1	45.1	47.1	48.4	55.4
	p -value	0.009	0	0	0	0	0	0	0	0

Table 4: Portmanteau test of adequacy of the AR(0) model (absence of linear part) for the linear dynamics of nine stock market returns.

m		1	2	3	4	5	6	7	8
CAC	$\tilde{Q}_m^{\hat{u}}$	0.1	0.4	5.1	5.8	10.6	11.3	12.6	12.8
	p -val	0.816	0.824	0.163	0.212	0.059	0.08	0.083	0.12
Shanghai	$\tilde{Q}_m^{\hat{u}}$	0	1.1	3.3	5.8	6.1	8.3	8.6	8.7
	p -val	0.853	0.577	0.351	0.218	0.292	0.219	0.283	0.371
DAX	$\tilde{Q}_m^{\hat{u}}$	0.2	0.2	3.5	6	7.3	10.4	10.6	11.3
	p -val	0.634	0.893	0.316	0.202	0.199	0.107	0.156	0.186
DJA	$\tilde{Q}_m^{\hat{u}}$	0.6	1.2	1.2	1.4	1.9	4.2	8.4	8.5
	p -val	0.458	0.547	0.751	0.847	0.859	0.65	0.297	0.384
DJT	$\tilde{Q}_m^{\hat{u}}$	8.1	10.3	11.3	12.6	12.8	17.3	20.8	21.4
	p -val	0.004	0.006	0.01	0.013	0.025	0.008	0.004	0.006
FTSE	$\tilde{Q}_m^{\hat{u}}$	1.1	1.8	14.4	16.1	17.7	19.9	20	20.6
	p -val	0.303	0.399	0.002	0.003	0.003	0.003	0.005	0.008
Nasdaq	$\tilde{Q}_m^{\hat{u}}$	1.4	4	4	4.3	4.7	4.9	5.5	7.1
	p -val	0.243	0.138	0.265	0.367	0.449	0.555	0.6	0.528
Nikkei	$\tilde{Q}_m^{\hat{u}}$	0.4	9.3	9.5	9.5	9.5	10.9	10.9	11.2
	p -val	0.532	0.01	0.024	0.05	0.091	0.091	0.142	0.192
SP 500	$\tilde{Q}_m^{\hat{u}}$	0.6	1.4	2.6	2.6	4.6	6.2	9.6	9.6
	p -val	0.431	0.499	0.456	0.623	0.461	0.403	0.215	0.292

Table 5: LARCH(5) models for stock market indices.

		b_1	b_2	b_3	b_4	b_5	σ_ϵ^2
CAC	Estimate	-0.086	-0.075	-0.159	-0.136	-0.123	1.424
	Standard Error	0.013	0.013	0.014	0.014	0.013	0.036
	t -ratio	-6.66	-5.65	-11.48	-10.04	-9.22	-
Shanghai	Estimate	-0.084	-0.074	-0.104	-0.096	-0.110	1.878
	Standard Error	0.025	0.025	0.025	0.025	0.025	0.095
	t -ratio	-3.40	-2.99	-4.15	-3.85	-4.35	-
DAX	Estimate	-0.141	-0.209	-0.164	-0.206	-0.139	1.228
	Standard Error	0.017	0.018	0.018	0.019	0.018	0.038
	t -ratio	-8.29	-11.43	-9.10	-10.98	-7.66	-
DJA	Estimate	-0.219	-0.500	-0.421	0.218	-0.071	0.453
	Standard Error	0.036	0.045	0.043	0.037	0.034	0.020
	t -ratio	-6.06	-11.08	-9.91	5.93	-2.09	-
DJT	Estimate	-0.034	-0.132	-0.114	0.044	-0.041	1.577
	Standard Error	0.019	0.021	0.020	0.019	0.018	0.062
	t -ratio	-1.78	-6.42	-5.80	2.33	-2.25	-
FTSE	Estimate	-0.186	-0.113	-0.218	-0.211	-0.213	0.871
	Standard Error	0.018	0.018	0.018	0.019	0.018	0.022
	t -ratio	-10.51	-6.38	-11.83	-11.33	-11.62	-
Nasdaq	Estimate	-0.344	-0.673	-0.099	-0.034	-0.051	0.691
	Standard Error	0.024	0.03	0.022	0.022	0.023	0.025
	t -ratio	-14.33	-22.25	-4.43	-1.51	-2.26	-
Nikkei	Estimate	-0.042	-0.064	-0.056	-0.035	-0.055	1.762
	Standard Error	0.013	0.014	0.014	0.013	0.014	0.057
	t -ratio	-3.19	-4.70	-4.11	-2.62	-4.06	-
SP 500	Estimate	-0.323	-0.545	-0.257	0.086	-0.081	0.531
	Standard Error	0.028	0.033	0.027	0.026	0.025	0.018
	t -ratio	-11.69	-16.63	-9.50	3.35	-3.22	-

Table 6: Quantiles of $|\hat{\sigma}_t|$ for the stock market indices.

	CAC	Shanghai	DAX	DJA	DJT	FTSE	Nasdaq	Nikkei	SP 500
min	0.0008	0.0223	0.0012	0.0001	0.0020	0.0005	0.0002	0.1539	0.0010
1%	0.2425	0.1790	0.0571	0.0278	0.3663	0.1010	0.0248	0.5928	0.0403
50%	0.9841	1.0032	0.9599	1.0038	1.0028	0.9698	0.9857	0.9935	0.9822
99%	1.9423	1.8532	2.5638	2.7709	1.6253	2.2868	4.5250	1.4085	2.7900
max	2.8451	2.5511	3.8813	5.3177	3.3579	3.8816	7.3556	1.7742	5.1484