



**HAL**  
open science

# Dynamical density functional theory for colloidal particles with arbitrary shape

Raphael Wittkowski, Hartmut Loewen

► **To cite this version:**

Raphael Wittkowski, Hartmut Loewen. Dynamical density functional theory for colloidal particles with arbitrary shape. *Molecular Physics*, 2011, pp.1. 10.1080/00268976.2011.609145 . hal-00732532


**HAL Id: hal-00732532**

**<https://hal.science/hal-00732532>**

Submitted on 15 Sep 2012

**HAL** is a multi-disciplinary open access archive for the deposit and dissemination of scientific research documents, whether they are published or not. The documents may come from teaching and research institutions in France or abroad, or from public or private research centers.

L'archive ouverte pluridisciplinaire **HAL**, est destinée au dépôt et à la diffusion de documents scientifiques de niveau recherche, publiés ou non, émanant des établissements d'enseignement et de recherche français ou étrangers, des laboratoires publics ou privés.



**Dynamical density functional theory for colloidal particles with arbitrary shape**

|   |  |
|---|--|
| Journal:  | <i>Molecular Physics</i>   |
| Manuscript ID:  | TMPH-2011-0181.R1  |
| Manuscript Type:  | Special Issue in honour of Luciano Reatto  |
| Date Submitted by the Author:   | 15-Jul-2011  |
| Complete List of Authors:   | Wittkowski, Raphael; Heinrich-Heine-Universität Düsseldorf<br>Loewen, Hartmut; Heinrich-Heine-Universität Düsseldorf   |
| Keywords:   | density functional theory, dynamical density functional theory, self-propelled biaxial colloidal particles, active soft matter, Brownian dynamics of anisotropic particles |
| <p>Note: The following files were submitted by the author for peer review, but cannot be converted to PDF. You must view these files (e.g. movies) online.</p> <p>SourceFiles.zip</p> |  |

SCHOLARONE™  
Manuscripts

## INVITED ARTICLE

Dynamical density functional theory for colloidal particles  
with arbitrary shapeRaphael Wittkowski<sup>a\*</sup> and Hartmut Löwen<sup>a†</sup><sup>a</sup>*Institut für Theoretische Physik II, Weiche Materie, Heinrich-Heine-Universität  
Düsseldorf, D-40225 Düsseldorf, Germany**(July 15, 2011)*

Starting from the many-particle Smoluchowski equation, we derive dynamical density functional theory for Brownian particles with an arbitrary shape. Both passive and active (self-propelled) particles are considered. The resulting theory constitutes a microscopic framework to explore the collective dynamical behaviour of biaxial particles in nonequilibrium. For spherical and uniaxial particles, earlier derived dynamical density functional theories are recovered as special cases. Our study is motivated by recent experimental progress in preparing colloidal particles with many different biaxial shapes.

**Keywords:** density functional theory, dynamical density functional theory, self-propelled biaxial colloidal particles, active soft matter, Brownian dynamics of anisotropic particles

Invited contribution to the Special Issue of Molecular Physics in honor of Luciano Reatto

## 1. Introduction

In its original form, classical dynamical density functional theory (DDFT) was derived by Marconi and Tarazona [1] in 1999 for spherical, i.e., isotropic, colloidal particles. Their derivation started from the Langevin equation for spherical particles [2] that interact via a pair potential. Later, in 2004, DDFT was rederived by Archer and Evans [3] from the Smoluchowski equation that corresponds to the Langevin equation for interacting spherical particles. In 2007, DDFT was generalized by Rex, Wensink, and Löwen [4] to systems of uniaxial anisotropic particles with orientational degrees of freedom. This generalization is based on the Smoluchowski equation for rigid rods [5]. It made DDFT applicable to the important class of uniaxial liquid crystals.

Nowadays, it is already possible to produce colloidal particles with rather complicated shapes including biaxial particles. Although static classical density functional theory (DFT) has presently available very powerful tools like fundamental measure theory [6] that allow to consider also such complicated colloidal particles in the context of DFT, the dynamics of these biaxial particles could up to now not be

---

\*Corresponding author. Phone: +49 211 81-12261, FAX: +49 211 81-12262, Email: wittkowski@thphy.uni-duesseldorf.de

†Email: hlowen@thphy.uni-duesseldorf.de

1 investigated on the basis of DDFT. For these reasons, it is of high importance to  
2 push forward the development of DDFT.

3 In this paper, we present a further generalization of DDFT, which is now also  
4 applicable to biaxial particles. This extension of DDFT contains the previous DDFT  
5 equations as special cases and does not assume a certain shape for the colloidal  
6 particles. Instead, it is derived for arbitrarily shaped colloids. In comparison with  
7 the former DDFT approach, this leads to three independent rotational diffusion  
8 coefficients instead of only one. Since our new DDFT equation holds also for screw-  
9 like particles, it takes even a possible translational-rotational coupling into account.  
10 Additionally, we consider a possible self-propulsion mechanism of the particles so  
11 that our results are also relevant for the investigation of the collective dynamics of  
12 active particles like swarms of swimming microorganisms as, for example, protozoa  
13 [7].

14 The paper is organized as follows: after giving a short overview in Sec. 2 about  
15 anisotropic colloidal particle shapes that can already be synthesized, we present our  
16 derivation of the extended DDFT equation in Sec. 3 and discuss special cases that  
17 are known from literature. Sec. 4 is addressed to possible applications of the DDFT  
18 equation. Finally, we give conclusions and mention possible further extensions of  
19 DDFT in Sec. 5.

## 20 2. Geometric classification of colloidal particles

21 Induced by technological advance in the processing of nanomaterials, a large number  
22 of differently shaped colloidal particles became synthesizable during the last years.  
23 The different shapes of these colloidal particles can be classified by means of their  
24 geometric properties. Figure 1 shows a detailed classification of colloidal shapes with  
25 respect to symmetry and convexity. Such a classification is of big importance since  
26 colloidal particles may form a huge set of mesotropic phases (mesophases) [8, 9] that  
27 go along with different states of translational and orientational order. The possible  
28 states of translational and orientational order depend strongly on the shapes of the  
29 particles and a classification of their shapes is therefore also a classification of the  
30 possible phases that these particles may evolve.

31 The most simple and at once full symmetric, i.e., *isotropic*, shape is the sphere.  
32 This is the traditional shape for colloids in theoretical soft matter physics, because it  
33 is simple to produce and due to a lack of orientational degrees of freedom relatively  
34 simple to describe theoretically. Since spheres possess only translational degrees of  
35 freedom, they solely appear in the completely disordered isotropic phase and in  
36 the crystalline state [10]. The shape of a sphere is globally convex and there is  
37 no non-convex analogue with full symmetry. All other colloidal particle shapes are  
38 *anisotropic* and either uniaxial or biaxial. The characteristic property of *uniaxial*  
39 particles is a symmetry axis, whose orientation is denoted by the unit vector  $\hat{u}$   
40 in the following. These particles have rotational symmetry and possess one orienta-  
41 tional degree of freedom in two spatial dimensions and two orientational degrees  
42 of freedom in three spatial dimensions. Uniaxial particles are further distinguished  
43 into apolar and polar particles. An uniaxial particle is called *apolar*, if it has head-  
44 tail symmetry and *polar* otherwise. Rod-like particles [11, 12] like spherocylinders,  
45 spheroids, and ellipsoids are the most simple anisotropic colloidal particles. They are  
46 convex and apolar and of big importance since they may evolve the industrially im-  
47 portant nematic phase and serve as excellent model systems for most liquid crystals  
48 [13–15]. A further member of convex and apolar particles are the platelets [16–20].  
49 They have a similar phase diagram to rod-like particles with a strong affinity to  
50 form columnar stacks [21]. Systems of such disk-like particles are realized in nature  
51  
52  
53  
54  
55  
56  
57  
58  
59  
60




















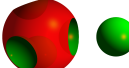


|             | symmetry  | convex particles  | non-convex particles   |   |  |  |
|-------------|---|---|--|---|--|--|
| isotropic   | full symmetry   | <br>spheres                  |  |   |  |  |
| anisotropic | rotational symmetry around axis $\hat{u}$   | apolar<br><br>rods           | <br>platelets                       | <br>dumbbells               | <br>rings   |  |
|             |   | polar<br><br>Janus particles | <br>cones                           | <br>pears                   | <br>bowls   |  |
|             | discrete rotational or inflection symmetry  | <br>cubes                    | <br>tetrahedra                      | <br>trimers                 | <br>chiral particles<br>special colloidal molecules |  |
|             |   | <br>boards                   | <br>pyramides                       | <br>tetrapods                | <br>octapods  | <br>stars |
|             |   | <br>regular patchy particles |  | <br>lock-and-key particles |  |  |
| no symmetry | <br>irregular patchy particles |   | <br>general colloidal molecules |   |  |  |

Figure 1. Classification of synthesizable colloidal particles with respect to their shape. Geometrical properties that were used to classify the shapes are symmetry and convexity.

for example by clay suspensions [22–24]. Examples for non-convex apolar particles are dumbbells (dimers) [25–27], that are produced by merge of two spheres of equal size, and rings [28, 29], that can be made by etching from colloidal spheres that are partially embedded in a metal layer. The complement of apolar particles is built by the *polar* particles, that have no head-tail symmetry. A famous member of this particle class are the Janus particles [30–32]. They are spheres with a different coating at one half of the surface. The original Janus particles had a hydrophilic and a hydrophobic coating. Nowadays, one coating is often reactive like a platinum coating that decomposes hydrogen peroxide catalytically. Such particles are immersed into a hydrogen peroxide solution to realize active particles (micro-swimmers) that are driven by an intrinsic drive [33]. Cones are a further member of uniaxial polar particles. Carbon nanocones appear naturally in graphite [34–36] and do not need to be produced by an elaborate method. By the merge of two spheres with different diameters, one obtains a pear-like particle [37, 38]. Pears and also bowls [39, 40] are non-convex particles that are uniaxial and polar. The latter stack into each other and form columnar structures [41].

Particles with less symmetry are *biaxial*. They are the complement to the uniaxial particles in the class of the anisotropic particles. Biaxial particles have either only discrete symmetries, like inflection symmetry and discrete rotational symmetry, or

are completely asymmetric. In both cases, the biaxial particles have three orientational degrees of freedom and a unit vector is no longer sufficient to describe their orientation. Instead, two perpendicular unit vectors or Eulerian angles have to be used [42]. Due to the additional orientational degree of freedom, the phase diagrams of biaxial colloidal particles are much richer than those for uniaxial particles [43]. Convex colloidal particles with discrete rotational or inflection symmetry are, for example, polyhedra like cubes [44–47] and tetrahedra [48, 49], boards [50], pyramids [51–53], and regular patchy particles [54–57]. The latter differ from Janus particles by a patchy coating with a regular, e. g., tetrahedral, arrangement. Non-convex particles with discrete rotational or inflection symmetry include special colloidal molecules that are realized by more than two spheres that are merged in a regular arrangement. Examples for this include trimers [58] consisting of three equal spheres and chiral particles [59, 60] consisting of many equal spheres in a helical arrangement, multipod-shaped nanocrystals [61, 62], stars [46, 63], and some lock-and-key particles [64]. Patchy particles may also belong to the class of colloidal particles without any kind of symmetry. This is the case, if the patches are arranged or sized in an irregular way. Irregular patchy particles that are made by coating of spherical particles are always convex. Colloidal molecules of arbitrary shape and size belong on the other hand to the completely asymmetric colloidal particles that are not convex [65–68].

### 3. Derivation of the DDFE equation

In this derivation, we consider a set of  $N$  asymmetric rigid particles in a solvent with dynamic (shear) viscosity  $\eta$  and neglect possible additional (for example vibrational) degrees of freedom. We choose the centre-of-mass positions  $\vec{r}_i = (x_{1,i}, x_{2,i}, x_{3,i})$  and the Eulerian angles  $\vec{\omega}_i = (\phi_i, \theta_i, \chi_i)$  with  $i = 1, \dots, N$  to describe their positions and orientations completely. Alternatively, the orientation of the particles could also be described by means of two perpendicular axes [69], but for our purposes, the use of Eulerian angles is more appropriate, since they do not involve additional geometric constraints and lead to simpler equations with a more compact notation. The angular velocities  $\vec{\omega}_i$  that describe the instantaneous rotational motion of the particles can be expressed in terms of the Eulerian angles and their temporal derivatives [70]. For convenience, we use the convention of Gray and Gubbins [71], which is equivalent to the second convention of Schutte [70], for the Eulerian angles, since with this convention, the first two Eulerian angles  $\phi$  and  $\theta$  are identical to the usual azimuthal and polar angles of the spherical coordinate system, respectively. The whole set of particles is then characterized by the positional and orientational "multivectors"  $\vec{r}^N = (\vec{r}_1, \dots, \vec{r}_N)$  and  $\vec{\omega}^N = (\vec{\omega}_1, \dots, \vec{\omega}_N)$ , respectively. For completeness, we also introduce the abbreviation  $\vec{\omega}^N = (\vec{\omega}_1, \dots, \vec{\omega}_N)$ , here. The particles are exposed to the (time-dependent) total potential

$$U(\vec{r}^N, \vec{\omega}^N, t) = U_{\text{ext}}(\vec{r}^N, \vec{\omega}^N, t) + U_{\text{int}}(\vec{r}^N, \vec{\omega}^N), \quad (1)$$

which consists of the external potential

$$U_{\text{ext}}(\vec{r}^N, \vec{\omega}^N, t) = \sum_{i=1}^N U_1(\vec{r}_i, \vec{\omega}_i, t) \quad (2)$$

and the total particle interaction potential

$$U_{\text{int}}(\vec{r}^N, \vec{\omega}^N) = \sum_{\substack{i,j=1 \\ i < j}}^N U_2(\vec{r}_i, \vec{r}_j, \vec{\omega}_i, \vec{\omega}_j). \quad (3)$$

For both the one-particle interaction potentials  $U_1(\vec{r}_i, \vec{\omega}_i, t)$  and the two-particle interaction potentials  $U_2(\vec{r}_i, \vec{r}_j, \vec{\omega}_i, \vec{\omega}_j)$ , we assume pairwise additivity. Moreover, we neglect many-particle interaction potentials of higher order than pair interaction potentials. We further introduce the  $N$ -particle probability distribution function  $P(\vec{r}^N, \vec{\omega}^N, t)$  for the probability density to find the  $N$  particles at time  $t$  with the orientations  $\vec{\omega}^N$  at the positions  $\vec{r}^N$ . Successive integration of this function with respect to its positional and orientational degrees of freedom leads to the  $n$ -particle density [3]

$$\rho^{(n)}(\vec{r}^n, \vec{\omega}^n, t) = \frac{N!}{(N-n)!} \int_{\mathcal{V}} dV_{n+1} \cdots \int_{\mathcal{V}} dV_N \int_{\mathcal{S}} d\Omega_{n+1} \cdots \int_{\mathcal{S}} d\Omega_N P(\vec{r}^N, \vec{\omega}^N, t), \quad (4)$$

where  $\mathcal{V} = \mathbb{R}^3$  and  $\mathcal{S} = [0, 2\pi) \times [0, \pi) \times [0, 2\pi)$  are the domains for spatial and orientational integration, respectively,  $dV = dx_1 dx_2 dx_3$  and  $d\Omega = d\phi d\theta \sin(\theta) d\chi$  are the corresponding differentials, and

$$\begin{aligned} \int_{\mathcal{V}} dV &= \int_0^\infty dx_1 \int_0^\infty dx_2 \int_0^\infty dx_3, \\ \int_{\mathcal{S}} d\Omega &= \int_0^{2\pi} d\phi \int_0^\pi d\theta \sin(\theta) \int_0^{2\pi} d\chi \end{aligned} \quad (5)$$

are common abbreviations.

### 3.1. Smoluchowski equation

We start with the derivation of the Smoluchowski equation for the overdamped Brownian dynamics of  $N$  self-propelled biaxial particles. In analogy to the uniaxial passive case (see reference [5]), we define the translational gradient operator  $\vec{\nabla}_{\vec{r}} = (\partial_{x_1}, \partial_{x_2}, \partial_{x_3})$  and the rotational gradient operator  $\vec{\nabla}_{\vec{\omega}} = i\hat{\mathbf{L}}$ , where  $i$  is the imaginary unit and  $\hat{\mathbf{L}} = (L_{x_1}, L_{x_2}, L_{x_3})$  is the angular momentum operator, which can be expressed in terms of the Eulerian angles by [70]

$$\begin{aligned} iL_{x_1} &= -\cos(\phi) \cot(\theta) \frac{\partial}{\partial \phi} - \sin(\phi) \frac{\partial}{\partial \theta} \\ &\quad + \cos(\phi) \csc(\theta) \frac{\partial}{\partial \chi}, \\ iL_{x_2} &= -\sin(\phi) \cot(\theta) \frac{\partial}{\partial \phi} + \cos(\phi) \frac{\partial}{\partial \theta} \\ &\quad + \sin(\phi) \csc(\theta) \frac{\partial}{\partial \chi}, \\ iL_{x_3} &= \frac{\partial}{\partial \phi}. \end{aligned} \quad (6)$$

We further define the vectors  $\vec{\mathbf{x}}^N = (\vec{r}^N, \vec{\omega}^N)$  and  $\vec{\mathbf{v}}^N = (\dot{\vec{r}}^N, \dot{\vec{\omega}}^N)$  with  $\dot{\vec{r}}^N = d\vec{r}^N/dt$  and the operators  $\vec{\nabla}_{\vec{r}^N} = (\vec{\nabla}_{\vec{r}_1}, \dots, \vec{\nabla}_{\vec{r}_N})$ ,  $\vec{\nabla}_{\vec{\omega}^N} = (\vec{\nabla}_{\vec{\omega}_1}, \dots, \vec{\nabla}_{\vec{\omega}_N})$ , and  $\vec{\nabla}_{\vec{\mathbf{x}}^N} = (\vec{\nabla}_{\vec{r}^N}, \vec{\nabla}_{\vec{\omega}^N})$  and write down the continuity equation

$$\frac{\partial}{\partial t} P(\vec{\mathbf{x}}^N, t) = -\vec{\nabla}_{\vec{\mathbf{x}}^N} \cdot (\vec{\mathbf{v}}^N P(\vec{\mathbf{x}}^N, t)) , \quad (7)$$

which is a trivial generalization of the continuity equation for passive rods that is described by Dhont in Ref. [5]. On the Brownian time scale, the total force and torque, acting on an arbitrary particle  $i \in \{1, \dots, N\}$  are zero. The total force and torque consist of the force  $\vec{F}_i^{(A)}(\vec{\mathbf{x}}^N, t)$  and torque  $\vec{T}_i^{(A)}(\vec{\mathbf{x}}^N, t)$  due to the activity of the self-propelled particle  $i$ , the hydrodynamic force  $\vec{F}_i^{(H)}(\vec{\mathbf{x}}^N, t)$  and torque  $\vec{T}_i^{(H)}(\vec{\mathbf{x}}^N, t)$ , the interaction force  $\vec{F}_i^{(I)}(\vec{\mathbf{x}}^N, t)$  and torque  $\vec{T}_i^{(I)}(\vec{\mathbf{x}}^N, t)$  due to the potential  $U(\vec{\mathbf{x}}^N, t)$ , and the Brownian force  $\vec{F}_i^{(Br)}(\vec{\mathbf{x}}^N, t)$  and torque  $\vec{T}_i^{(Br)}(\vec{\mathbf{x}}^N, t)$ . With the definition  $\vec{X} = (\vec{X}_1, \dots, \vec{X}_N)$  for  $\vec{X} \in \{\vec{F}^{(\cdot)}, \vec{T}^{(\cdot)}, \vec{K}^{(\cdot)}\}$  and the abbreviations

$$\begin{aligned} \vec{K}^{(A)}(\vec{\mathbf{x}}^N, t) &= (\vec{F}^{(A)}(\vec{\mathbf{x}}^N, t), \vec{T}^{(A)}(\vec{\mathbf{x}}^N, t)) , \\ \vec{K}^{(H)}(\vec{\mathbf{x}}^N, t) &= (\vec{F}^{(H)}(\vec{\mathbf{x}}^N, t), \vec{T}^{(H)}(\vec{\mathbf{x}}^N, t)) , \\ \vec{K}^{(I)}(\vec{\mathbf{x}}^N, t) &= (\vec{F}^{(I)}(\vec{\mathbf{x}}^N, t), \vec{T}^{(I)}(\vec{\mathbf{x}}^N, t)) , \\ \vec{K}^{(Br)}(\vec{\mathbf{x}}^N, t) &= (\vec{F}^{(Br)}(\vec{\mathbf{x}}^N, t), \vec{T}^{(Br)}(\vec{\mathbf{x}}^N, t)) , \end{aligned} \quad (8)$$

this force balance for the  $N$  colloidal particles can be expressed by

$$\vec{0} = \vec{K}^{(A)}(\vec{\mathbf{x}}^N, t) + \vec{K}^{(H)}(\vec{\mathbf{x}}^N, t) + \vec{K}^{(I)}(\vec{\mathbf{x}}^N, t) + \vec{K}^{(Br)}(\vec{\mathbf{x}}^N, t) . \quad (9)$$

The forces and torques resulting from the self-propulsion mechanism of the particles are supposed to be constant with respect to their orientations in the respective body-fixed coordinate systems, but their strengths may vary slowly with time. We denote these forces and torques for a certain particle  $i$  in body-fixed Cartesian coordinates by the vector  $\vec{K}_{0,i}^{(A)}(\vec{r}_i, t)$  for  $i = 1, \dots, N$  and the corresponding vector in space-fixed coordinates by

$$\vec{K}_i^{(A)}(\vec{r}_i, \vec{\omega}_i, t) = \mathcal{R}_0^{-1}(\vec{\omega}_i) \vec{K}_{0,i}^{(A)}(\vec{r}_i, t) \quad (10)$$

with the diagonal block rotation matrix

$$\mathcal{R}_0(\vec{\omega}) = \text{diag}(\mathbf{R}(\vec{\omega}), \mathbf{R}(\vec{\omega})) , \quad (11)$$

where the rotation matrix  $\mathbf{R}(\vec{\omega})$  is defined by

$$\begin{aligned} \mathbf{R}(\vec{\omega}) &= \mathbf{R}_3(\chi) \mathbf{R}_2(\theta) \mathbf{R}_3(\phi) , \\ \mathbf{R}^{-1}(\vec{\omega}) &= \mathbf{R}^T(\vec{\omega}) = \mathbf{R}_3(-\phi) \mathbf{R}_2(-\theta) \mathbf{R}_3(-\chi) \end{aligned} \quad (12)$$



with the elementary rotation matrices

$$\begin{aligned} \mathbf{R}_2(\varphi) &= \begin{pmatrix} \cos(\varphi) & 0 & -\sin(\varphi) \\ 0 & 1 & 0 \\ \sin(\varphi) & 0 & \cos(\varphi) \end{pmatrix}, \\ \mathbf{R}_3(\varphi) &= \begin{pmatrix} \cos(\varphi) & \sin(\varphi) & 0 \\ -\sin(\varphi) & \cos(\varphi) & 0 \\ 0 & 0 & 1 \end{pmatrix}. \end{aligned} \quad (13)$$

Note that  $\vec{K}_{0,i}^{(A)}$  depends most often only on time  $t$ , but one could also think of swimming microorganisms in a poisoned environment, where  $\vec{K}_{0,i}^{(A)}$  also depends on  $\vec{r}_i$ . To simplify the notation in the following, we collect all the  $N$  vectors  $\vec{K}_i^{(A)}(\vec{r}_i, \vec{\omega}_i, t)$  in the vector

$$\vec{K}^{(A)}(\vec{r}^N, t) = \mathcal{R}^{-1}(\vec{\omega}^N) \vec{K}_0^{(A)}(\vec{r}^N, t) \quad (14)$$

with the  $6N \times 6N$ -dimensional rotation matrix

$$\mathcal{R}(\vec{\omega}^N) = \text{diag}(\mathcal{R}_0(\vec{\omega}_1), \dots, \mathcal{R}_0(\vec{\omega}_N)) \quad (15)$$

and the  $6N$ -dimensional vector

$$\vec{K}_0^{(A)}(\vec{r}^N, t) = (\vec{K}_{0,1}^{(A)}(\vec{r}_1, t), \dots, \vec{K}_{0,N}^{(A)}(\vec{r}_N, t)). \quad (16)$$

Next, we focus on the hydrodynamic force and torque. They are given by

$$\vec{K}^{(H)}(\vec{r}^N) = -\Upsilon(\vec{r}^N) \vec{v}^N \quad (17)$$

with the microscopic friction matrix [5]

$$\Upsilon(\vec{r}^N) = \begin{pmatrix} \Upsilon^{\text{TT}}(\vec{r}^N) & \Upsilon^{\text{TR}}(\vec{r}^N) \\ \Upsilon^{\text{RT}}(\vec{r}^N) & \Upsilon^{\text{RR}}(\vec{r}^N) \end{pmatrix}, \quad (18)$$

where  $\Upsilon^{\text{TT}}(\vec{r}^N)$ ,  $\Upsilon^{\text{TR}}(\vec{r}^N)$ ,  $\Upsilon^{\text{RT}}(\vec{r}^N)$ , and  $\Upsilon^{\text{RR}}(\vec{r}^N)$  are  $3N \times 3N$ -dimensional submatrices. The submatrices  $\Upsilon^{\text{TT}}(\vec{r}^N)$  and  $\Upsilon^{\text{RR}}(\vec{r}^N)$  correspond to pure translational and rotational motion, respectively, while  $\Upsilon^{\text{TR}}(\vec{r}^N)$  and  $\Upsilon^{\text{RT}}(\vec{r}^N)$  have to be taken into account for particles with a translational-rotational coupling as, for example, screw-like particles. For many other particles like those that are orthotropic, however,  $\Upsilon^{\text{TR}}(\vec{r}^N)$  and  $\Upsilon^{\text{RT}}(\vec{r}^N)$  vanish. In the following, we neglect hydrodynamic interactions between the colloidal particles. With this assumption, the microscopic friction submatrices simplify to the block diagonal matrices

$$\Upsilon^{\text{TT}}(\vec{\omega}^N) = \text{diag}(\Upsilon_{11}^{\text{TT}}(\vec{\omega}_1), \dots, \Upsilon_{NN}^{\text{TT}}(\vec{\omega}_N)), \quad (19)$$

$$\Upsilon^{\text{TR}}(\vec{\omega}^N) = \text{diag}(\Upsilon_{11}^{\text{TR}}(\vec{\omega}_1), \dots, \Upsilon_{NN}^{\text{TR}}(\vec{\omega}_N)), \quad (20)$$

$$\Upsilon^{\text{RT}}(\vec{\omega}^N) = \text{diag}(\Upsilon_{11}^{\text{RT}}(\vec{\omega}_1), \dots, \Upsilon_{NN}^{\text{RT}}(\vec{\omega}_N)), \quad (21)$$

$$\Upsilon^{\text{RR}}(\vec{\omega}^N) = \text{diag}(\Upsilon_{11}^{\text{RR}}(\vec{\omega}_1), \dots, \Upsilon_{NN}^{\text{RR}}(\vec{\omega}_N)) \quad (22)$$

with the  $3 \times 3$ -dimensional matrices

$$\Upsilon_{ii}^{\text{TT}}(\vec{\omega}_i) = \eta \mathbf{R}^{-1}(\vec{\omega}_i) \mathbf{K} \mathbf{R}(\vec{\omega}_i), \quad (23)$$

$$\Upsilon_{ii}^{\text{TR}}(\vec{\omega}_i) = \eta \mathbf{R}^{-1}(\vec{\omega}_i) \mathbf{C}^{(\text{S})\text{T}} \mathbf{R}(\vec{\omega}_i), \quad (24)$$

$$\Upsilon_{ii}^{\text{RT}}(\vec{\omega}_i) = \eta \mathbf{R}^{-1}(\vec{\omega}_i) \mathbf{C}^{(\text{S})} \mathbf{R}(\vec{\omega}_i), \quad (25)$$

$$\Upsilon_{ii}^{\text{RR}}(\vec{\omega}_i) = \eta \mathbf{R}^{-1}(\vec{\omega}_i) \Omega^{(\text{S})} \mathbf{R}(\vec{\omega}_i) \quad (26)$$

for  $i = 1, \dots, N$ , which are related to the translation tensor  $\mathbf{K}$ , the coupling tensor  $\mathbf{C}^{(\text{S})}$ , its transposed  $\mathbf{C}^{(\text{S})\text{T}}$ , and the rotation tensor  $\Omega^{(\text{S})}$  [72] by an orthogonal transformation with the rotation matrix  $\mathbf{R}(\vec{\omega})$ . The tensors  $\mathbf{K}$ ,  $\mathbf{C}^{(\text{S})}$ , and  $\Omega^{(\text{S})}$  are constant and depend on shape and size of the colloidal particles that are considered, but are independent of the viscosity of the solvent. In addition,  $\mathbf{C}^{(\text{S})}$  and  $\Omega^{(\text{S})}$  depend also on the reference point  $\text{S}$ , for which the centre-of-mass position of the considered colloidal particle should be chosen. In the special case of no hydrodynamic interaction, the inverse of the microscopic friction matrix

$$\Upsilon^{-1}(\vec{\mathbf{r}}^N) = \beta \mathcal{D}(\vec{\mathbf{r}}^N) \quad (27)$$

with the inverse temperature  $\beta = 1/(k_{\text{B}}T)$ , the Boltzmann constant  $k_{\text{B}}$ , and the microscopic short-time diffusion matrix

$$\mathcal{D}(\vec{\mathbf{r}}^N) = \begin{pmatrix} \mathcal{D}^{\text{TT}}(\vec{\mathbf{r}}^N) & \mathcal{D}^{\text{TR}}(\vec{\mathbf{r}}^N) \\ \mathcal{D}^{\text{RT}}(\vec{\mathbf{r}}^N) & \mathcal{D}^{\text{RR}}(\vec{\mathbf{r}}^N) \end{pmatrix}, \quad (28)$$

which we need in the following, has the same structure as the microscopic friction matrix. We further have the equation

$$\vec{K}^{(\text{I})}(\vec{\mathbf{r}}^N, t) = -\vec{\nabla}_{\vec{\mathbf{r}}^N} U(\vec{\mathbf{r}}^N, t) \quad (29)$$

for the interaction force and torque. Moreover, the Brownian force and torque  $\vec{F}^{(\text{Br})}(\vec{\mathbf{r}}^N, t)$  and  $\vec{T}^{(\text{Br})}(\vec{\mathbf{r}}^N, t)$  can be derived from the equilibrium condition

$$\lim_{t \rightarrow \infty} P(\vec{\mathbf{r}}^N, t) \propto e^{-\beta U(\vec{\mathbf{r}}^N, t)} \quad (30)$$

when  $\vec{K}^{(\text{A})}(\vec{\mathbf{r}}^N, t)$  is neglected and the vector  $\vec{\mathbf{v}}^N$  in Eq. (7) is expressed in terms of the vectors  $\vec{\mathbf{r}}^N$ ,  $\vec{K}^{(\text{I})}(\vec{\mathbf{r}}^N, t)$ , and  $\vec{K}^{(\text{Br})}(\vec{\mathbf{r}}^N, t)$  with the help of Eq. (9). This results in

$$\vec{K}^{(\text{Br})}(\vec{\mathbf{r}}^N, t) = -\frac{1}{\beta} \vec{\nabla}_{\vec{\mathbf{r}}^N} \ln(P(\vec{\mathbf{r}}^N, t)). \quad (31)$$

Using Eqs. (9), (17), (29), and (31), the Smoluchowski equation

$$\frac{\partial}{\partial t} P(\vec{\mathbf{r}}^N, t) = \hat{\mathcal{L}} P(\vec{\mathbf{r}}^N, t) \quad (32)$$

with the Smoluchowski operator

$$\hat{\mathcal{L}} = \vec{\nabla}_{\vec{\mathbf{r}}^N} \cdot \left( \mathcal{D}(\vec{\mathbf{r}}^N) \cdot (\beta \vec{\nabla}_{\vec{\mathbf{r}}^N} U(\vec{\mathbf{r}}^N, t) - \beta \vec{K}^{(\text{A})}(\vec{\mathbf{r}}^N, t) + \vec{\nabla}_{\vec{\mathbf{r}}^N}) \right) \quad (33)$$

follows now directly from the continuity equation (7).

### 3.2. DDFT equation

Next, we proceed in our derivation by applying the integration operator  $N \int_{\mathcal{V}} dV_2 \cdots \int_{\mathcal{V}} dV_N \int_{\mathcal{S}} d\Omega_2 \cdots \int_{\mathcal{S}} d\Omega_N$  from the left on the Smoluchowski equation (32) and obtain the expression

$$\begin{aligned} \frac{\partial}{\partial t} \rho(\vec{\mathbf{r}}, t) = & \vec{\nabla}_{\vec{\mathbf{r}}} \cdot \left( \mathcal{D}(\vec{\mathbf{r}}) \cdot \left( -\beta \vec{K}_A(\vec{\mathbf{r}}, t) \rho(\vec{\mathbf{r}}, t) \right. \right. \\ & \left. \left. + \vec{\nabla}_{\vec{\mathbf{r}}} \rho(\vec{\mathbf{r}}, t) + \beta \rho(\vec{\mathbf{r}}, t) \vec{\nabla}_{\vec{\mathbf{r}}} U_1(\vec{\mathbf{r}}, t) - \beta \vec{K}(\vec{\mathbf{r}}, t) \right) \right) \end{aligned} \quad (34)$$

with the short-time diffusion tensor<sup>1</sup>

$$\mathcal{D}(\vec{\omega}) = \begin{pmatrix} \mathcal{D}_{11}^{\text{TT}}(\vec{\omega}) & \mathcal{D}_{11}^{\text{TR}}(\vec{\omega}) \\ \mathcal{D}_{11}^{\text{RT}}(\vec{\omega}) & \mathcal{D}_{11}^{\text{RR}}(\vec{\omega}) \end{pmatrix} \quad (35)$$

for the one-particle density  $\rho(\vec{\mathbf{r}}, t) \equiv \rho^{(1)}(\vec{\mathbf{r}}, t)$ , where we omitted the index 1 in  $\vec{r}_1$  and  $\vec{\omega}_1$  and used the abbreviations  $\vec{\mathbf{r}} = (\vec{r}, \vec{\omega})$ ,  $\vec{\nabla}_{\vec{\mathbf{r}}} = (\vec{\nabla}_{\vec{r}}, \vec{\nabla}_{\vec{\omega}})$ ,  $\vec{K}_A(\vec{\mathbf{r}}, t) = \vec{K}_1^{(A)}(\vec{\mathbf{r}}, t)$ , and  $\vec{K}(\vec{\mathbf{r}}, t) = (\vec{F}(\vec{\mathbf{r}}, t), \vec{T}(\vec{\mathbf{r}}, t))$ . When we further introduce the integration operator

$$\int_{\mathfrak{G}} d\mathfrak{Y} = \int_{\mathcal{V}} dV \int_{\mathcal{S}} d\Omega \quad (36)$$

with the total integration domain  $\mathfrak{G} = \mathcal{V} \times \mathcal{S}$  and the corresponding differential  $d\mathfrak{Y} = dV d\Omega$ , the average force  $\vec{F}(\vec{\mathbf{r}}, t)$  and torque  $\vec{T}(\vec{\mathbf{r}}, t)$  due to the interaction with other particles in Eq. (34) are given by

$$\vec{K}(\vec{\mathbf{r}}, t) = - \int_{\mathfrak{G}} d\mathfrak{Y}' \rho^{(2)}(\vec{\mathbf{r}}, \vec{\mathbf{r}}', t) \vec{\nabla}_{\vec{\mathbf{r}}} U_2(\vec{\mathbf{r}}, \vec{\mathbf{r}}'). \quad (37)$$

In equilibrium with  $\vec{K}_A(\vec{\mathbf{r}}, t) = \vec{0}$  and  $U_1 = U_1(\vec{\mathbf{r}})$ , Eq. (34) reduces to the first equation of the Bogoliubov-Born-Green-Kirkwood-Yvon hierarchy for molecular fluids [71]:

$$\beta \vec{K}_0(\vec{\mathbf{r}}) = \vec{\nabla}_{\vec{\mathbf{r}}} \rho_0(\vec{\mathbf{r}}) + \beta \rho_0(\vec{\mathbf{r}}) \vec{\nabla}_{\vec{\mathbf{r}}} U_1(\vec{\mathbf{r}}). \quad (38)$$

Here, a zero in the index of a function denotes the time-independent equilibrium state of this function. For example, the function  $\rho_0(\vec{\mathbf{r}})$  denotes the equilibrium one-particle density field that corresponds to the time-independent prescribed external potential  $U_1(\vec{\mathbf{r}})$ . On the other hand, we have in equilibrium the relation

$$\vec{\nabla}_{\vec{\mathbf{r}}} \rho_0(\vec{\mathbf{r}}) + \beta \rho_0(\vec{\mathbf{r}}) \vec{\nabla}_{\vec{\mathbf{r}}} U_1(\vec{\mathbf{r}}) = -\beta \rho_0(\vec{\mathbf{r}}) \vec{\nabla}_{\vec{\mathbf{r}}} \frac{\delta \mathcal{F}_{\text{exc}}[\rho_0(\vec{\mathbf{r}})]}{\delta \rho_0(\vec{\mathbf{r}})} \quad (39)$$

with the equilibrium Helmholtz excess free-energy functional  $\mathcal{F}_{\text{exc}}[\rho_0(\vec{\mathbf{r}})]$ . This relation follows with

$$\vec{\nabla}_{\vec{\mathbf{r}}} c_0^{(1)}(\vec{\mathbf{r}}) = \int_{\mathfrak{G}} d\mathfrak{Y}' c_0^{(2)}(\vec{\mathbf{r}}, \vec{\mathbf{r}}') \vec{\nabla}_{\vec{\mathbf{r}}} \rho_0(\vec{\mathbf{r}}'), \quad (40)$$

<sup>1</sup>The reason for us to write  $\mathcal{D}(\vec{\mathbf{r}})$  instead of  $\mathcal{D}(\vec{\omega})$  in Eqs. (33) and (34) is that one could in principle also describe systems with a space-dependent short-time diffusion tensor. This is especially relevant for fluids with a space-dependent viscosity.

where  $c_0^{(n)}(\vec{\mathbf{r}}_1, \dots, \vec{\mathbf{r}}_n)$  is the  $n$ -particle direct correlation function in equilibrium, and

$$c_0^{(1)}(\vec{\mathbf{r}}) = -\beta \frac{\delta \mathcal{F}_{\text{exc}}[\rho_0(\vec{\mathbf{r}})]}{\delta \rho_0(\vec{\mathbf{r}})} \quad (41)$$

from the more general form

$$\vec{\nabla}_{\vec{\mathbf{r}}} \rho_0(\vec{\mathbf{r}}) + \beta \rho_0(\vec{\mathbf{r}}) \vec{\nabla}_{\vec{\mathbf{r}}} U_1(\vec{\mathbf{r}}) = \rho_0(\vec{\mathbf{r}}) \int_{\mathfrak{G}} d\mathfrak{R}' c_0^{(2)}(\vec{\mathbf{r}}, \vec{\mathbf{r}}') \vec{\nabla}_{\vec{\mathbf{r}}'} \rho_0(\vec{\mathbf{r}}') \quad (42)$$

of Eqs. (14) and (16) in reference [73]. Equations (38) and (39) lead to the equilibrium relation

$$\vec{K}_0(\vec{\mathbf{r}}) = -\rho_0(\vec{\mathbf{r}}) \vec{\nabla}_{\vec{\mathbf{r}}} \frac{\delta \mathcal{F}_{\text{exc}}[\rho_0(\vec{\mathbf{r}})]}{\delta \rho_0(\vec{\mathbf{r}})}, \quad (43)$$

which we use instead of Eq. (37) as closure relation for Eq. (34) in the time-dependent (non-equilibrium) situation. A similar *adiabatic approximation* was used in the derivations of the DDFT equations for isotropic [1, 3] and uniaxial [4] colloidal particles. The approximation results in the **generalized DDFT equation**

$$\frac{\partial \rho(\vec{\mathbf{r}}, t)}{\partial t} = \beta \vec{\nabla}_{\vec{\mathbf{r}}} \cdot \left( \mathcal{D}(\vec{\mathbf{r}}) \cdot \left( \rho(\vec{\mathbf{r}}, t) \left( \vec{\nabla}_{\vec{\mathbf{r}}} \frac{\delta \mathcal{F}[\rho(\vec{\mathbf{r}}, t)]}{\delta \rho(\vec{\mathbf{r}}, t)} - \vec{K}_A(\vec{\mathbf{r}}, t) \right) \right) \right) \quad (44)$$

for anisotropic colloidal particles with the total equilibrium Helmholtz free-energy functional

$$\mathcal{F}[\rho_0(\vec{\mathbf{r}})] = \mathcal{F}_{\text{id}}[\rho_0(\vec{\mathbf{r}})] + \mathcal{F}_{\text{exc}}[\rho_0(\vec{\mathbf{r}})] + \mathcal{F}_{\text{ext}}[\rho_0(\vec{\mathbf{r}})] \quad (45)$$

that can be decomposed into the ideal rotator gas part [74]

$$\beta \mathcal{F}_{\text{id}}[\rho_0(\vec{\mathbf{r}})] = \int_{\mathfrak{G}} d\mathfrak{R} \rho_0(\vec{\mathbf{r}}) (\ln(\Lambda^3 \rho_0(\vec{\mathbf{r}})) - 1) \quad (46)$$

with the thermal de Broglie wavelength  $\Lambda$ , the excess free-energy part  $\mathcal{F}_{\text{exc}}[\rho_0(\vec{\mathbf{r}})]$ , and the contribution [74]

$$\mathcal{F}_{\text{ext}}[\rho_0(\vec{\mathbf{r}})] = \int_{\mathfrak{G}} d\mathfrak{R} \rho_0(\vec{\mathbf{r}}) U_1(\vec{\mathbf{r}}, t) \quad (47)$$

due to the external potential  $U_1(\vec{\mathbf{r}}, t)$ . The DDFT equation (44) describes the time evolution of the one-particle density for a system of similar anisotropic self-propelled colloidal particles that interact over a pair potential and is the main result of this paper.

#### 4. Special cases and possible applications

There is no translational-rotational coupling in the uniaxial case, which means that  $\mathcal{D}^{\text{TR}}(\vec{\mathbf{r}}^N)$  and  $\mathcal{D}^{\text{RT}}(\vec{\mathbf{r}}^N)$  and therefore also  $\mathcal{D}_{11}^{\text{TR}}(\vec{\omega})$  and  $\mathcal{D}_{11}^{\text{RT}}(\vec{\omega})$  vanish in this case. Furthermore, the one-particle density and the free-energy functional do not depend on the angle  $\chi$  for uniaxial particles and the translational diffusion tensor can then be written as the matrix  $\mathcal{D}^{\text{TT}}(\hat{u}) = D_{\parallel} \hat{u} \otimes \hat{u} + D_{\perp} (\mathbf{1} - \hat{u} \otimes \hat{u})$ , which obviously

1 only depends on the two independent short-time diffusion coefficients  $D_{\parallel}$  and  $D_{\perp}$   
2 for diffusion parallel and perpendicular to the orientation of the symmetry axis  
3  $\hat{u} = (\sin(\theta) \cos(\phi), \sin(\theta) \sin(\phi), \cos(\theta))$  of the uniaxial particle, respectively, where  
4  $\mathbf{1}$  denotes the  $3 \times 3$ -dimensional unit matrix. Also the rotational diffusion matrix  
5 becomes quite simple for uniaxial particles. When we use  $\mathcal{D}^{\text{RR}} = D_{\text{R}} \mathbf{1}$  with the ro-  
6 tational short-time diffusion coefficient  $D_{\text{R}}$  and the considerations above and neglect  
7 the self propulsion, we obtain the uniaxial DDFT equation [4] from our more general  
8 DDFT equation (44). From the uniaxial DDFT equation, one can in turn derive the  
9 DDFT equation for two spatial dimensions [75] as well as the traditional DDFT  
10 equation for colloidal particles with spherical symmetry [1, 3] as special cases.

11 The generalized dynamical density functional theory for passive and active biaxial  
12 particles as proposed in Eq. (44) can be numerically solved for a plenty of differ-  
13 ent problems. For passive particles, one can explore for example: i) the relaxation  
14 dynamics towards equilibrium [4], ii) the response of the system to time-dependent  
15 external potentials [76], iii) the growth of a thermodynamically stable phase into  
16 an unstable phase [77]. Interesting effects for self-propelled particles include among  
17 others: i) the swarming and clustering behavior of biaxial particles in the bulk and in  
18 confinement [75, 78], ii) the combined impact of self-propulsion and external forcing  
19 [75], iii) the effect of space- and time-dependent internal forcing [79].

## 20 21 22 23 24 25 26 27 28 29 30 31 32 33 34 35 36 37 38 39 40 41 42 43 44 45 46 47 48 49 50 51 52 53 54 55 56 57 58 59 60

### 5. Conclusions and outlook

In conclusion, starting from the multi-body Smoluchowski equation, we have derived  
dynamical density functional theory for self-propelled Brownian colloidal particles  
with arbitrary shape. This study was motivated by recent progress in synthesizing  
colloidal particles with (almost) arbitrary shape. Our results constitute an important  
framework for further numerical explorations. This is in particular appealing as  
since recently an equilibrium density functional is known for arbitrarily shaped hard  
colloids [6, 80, 81] which can serve as an input for the dynamical density functional  
theory. Another possibility to construct a density functional for biaxial particles is a  
mean-field approximation for repulsive segment potentials [4], which works for soft  
interactions [82], or a perturbation theory [83, 84] for anisotropic attractions around  
a spherical reference system. A large number of dynamical problems can then in  
principle be addressed including the dynamics [85–87] and relaxation of nematic-  
like order in confined systems [4, 88], nematic phases driven by external fields [76],  
nucleation kinetics of liquid crystalline phases [89–92], and collective behavior of self-  
propelled particles [75, 78]. The results can be checked against Brownian dynamics  
computer simulations [93, 94].

Possible extensions for the future are the inclusions of hydrodynamic interactions  
between the particles which are mediated by the solvent. Dynamical density func-  
tional theory of spherical particles was generalized for hydrodynamic interactions  
[95–97], but this is not yet done for anisotropic particles. Another interesting ex-  
tension would be towards molecular dynamics which is the appropriate dynamics  
for molecular liquid crystals. But even for spheres it is much more complicated to  
formulate a dynamical density functional theory for molecular dynamics [98–100].  
Finally, the theory can readily be generalized towards binary mixtures [101].

### 6. Acknowledgments

We dedicate this work to Luciano Reatto. We thank Helmut R. Brand, Henricus H.  
Wensink, Gerhard Nägele, and Joost de Graaf for helpful discussions. This work has

1 been supported by DFG within SFB TR6 (project D3).

## 2 3 4 5 6 7 8 9 10 11 12 13 14 15 16 17 18 19 20 21 22 23 24 25 26 27 28 29 30 31 32 33 34 35 36 37 38 39 40 41 42 43 44 45 46 47 48 49 50 51 52 53 54 55 56 57 58 59 60

### References

- [1] U. M. B. Marconi and P. Tarazona, *Journal of Chemical Physics* **110**, 8032 (Apr. 1999).
- [2] D. S. Dean, *Journal of Physics A: Mathematical and General* **29**, L613 (Dec. 1996).
- [3] A. J. Archer and R. Evans, *Journal of Chemical Physics* **121**, 4246 (Sep. 2004).
- [4] M. Rex, H. H. Wensink, and H. Löwen, *Physical Review E* **76**, 021403 (Aug. 2007).
- [5] J. K. G. Dhont, *An Introduction to Dynamics of Colloids*, 1st ed., Studies in Interface Science, Vol. 2 (Elsevier Science, Amsterdam, 1996) ISBN 0-444-82009-4, p. 642.
- [6] H. Hansen-Goos and K. Mecke, *Physical Review Letters* **102**, 018302 (Jan. 2009).
- [7] S. Ramaswamy, *Annual Review of Condensed Matter Physics* **1**, 323 (Aug. 2010).
- [8] S. Chandrasekhar, *Liquid crystals*, 2nd ed. (Cambridge University Press, Cambridge, 1992) ISBN 0-521-41747-3, p. 480.
- [9] R. W. Boyd, "Nonlinear optics," (Academic Press, Amsterdam, 2008) Chap. 5.6. *Nonlinear Optics of Liquid Crystals*, pp. 271–276, 3rd ed., ISBN 978-0-12-369470-6.
- [10] J. Hansen and I. R. McDonald, *Theory of Simple Liquids*, 3rd ed. (Elsevier Academic Press, Amsterdam, 2006) ISBN 0-12-370535-5, p. 416.
- [11] S. Roorda, T. van Dillen, A. Polman, C. Graf, A. van Blaaderen, and B. J. Kooi, *Advanced Materials* **16**, 235 (Feb. 2004).
- [12] Y. Han, A. M. Alsayed, M. Nobili, J. Zhang, T. C. Lubensky, and A. G. Yodh, *Science* **314**, 626 (Oct. 2006).
- [13] B. Weyerich, B. D'Aguanno, E. Canessa, and R. Klein, *Faraday Discussions of the Chemical Society* **90**, 245 (Jul. 1990).
- [14] J. M. Tavares, B. Holder, and M. M. Telo da Gama, *Physical Review E* **79**, 021505 (Feb. 2009).
- [15] L. López, D. Linares, A. Ramirez-Pastor, and S. Cannas, *Journal of Chemical Physics* **133**, 134706 (Sep. 2010).
- [16] A. M. Wierenga, T. A. J. Lenstra, and A. P. Philipse, *Colloids and Surfaces A: Physicochemical and Engineering Aspects* **134**, 359 (Mar. 1998).
- [17] M. Bier, L. Harnau, and S. Dietrich, *Journal of Chemical Physics* **123**, 114906 (Sep. 2005).
- [18] D. van der Beek, H. Reich, P. van der Schoot, M. Dijkstra, T. Schilling, R. Vink, M. Schmidt, R. van Roij, and H. Lekkerkerker, *Physical Review Letters* **97**, 087801 (Aug. 2006).
- [19] D. van der Beek, P. Davidson, H. H. Wensink, G. J. Vroege, and H. N. W. Lekkerkerker, *Physical Review E* **77**, 031708 (Mar. 2008).
- [20] C. P. Lapointe, S. Hopkins, T. G. Mason, and I. I. Smalyukh, *Physical Review Letters* **105**, 178301 (Oct. 2010).
- [21] M. C. D. Mourad, A. V. Petukhov, G. J. Vroege, and H. N. W. Lekkerkerker, *Langmuir* **26**, 14182 (Aug. 2010).
- [22] M. Dijkstra, J. P. Hansen, and P. A. Madden, *Physical Review Letters* **75**, 2236 (Sep. 1995).
- [23] A. Mourchid, A. Delville, J. Lambard, E. LéColier, and P. Levitz, *Langmuir* **11**, 1942 (Jun. 1995).
- [24] M. Dijkstra, J.-P. Hansen, and P. A. Madden, *Physical Review E* **55**, 3044 (Mar. 1997).
- [25] P. M. Johnson, C. M. van Kats, and A. van Blaaderen, *Langmuir* **21**, 11510 (Oct. 2005).
- [26] M. Marechal and M. Dijkstra, *Physical Review E* **77**, 061405 (Jun. 2008).
- [27] A. Demirörs, P. Johnson, C. van Kats, A. van Blaaderen, and A. Imhof, *Langmuir* **26**, 14466 (Sep. 2010).
- [28] Q. Yan, F. Liu, L. Wang, J. Y. Lee, and X. S. Zhao, *Journal of Materials Chemistry* **16**, 2132 (May 2006).
- [29] R. M. Thakkar, *Colloids and Surfaces A: Physicochemical and Engineering Aspects* **317**, 650 (Mar. 2008).
- [30] L. Hong, A. Cacciuto, E. Luijten, and S. Granick, *Nano Letters* **6**, 2510 (Nov. 2006).
- [31] C. Ho, W. Chen, T. Shie, J. Lin, and C. Kuo, *Langmuir* **24**, 5663 (May 2008).
- [32] A. Walther and A. H. E. Müller, *Soft Matter* **4**, 663 (Apr. 2008).
- [33] J. Palacci, C. Cottin-Bizonne, C. Ybert, and L. Bocquet, *Physical Review Letters* **105**, 088304 (Aug. 2010).
- [34] A. Krishnan, E. Dujardin, M. M. J. Treacy, J. Hugdahl, S. Lynum, and T. W. Ebbesen, *Nature* **388**, 451 (Jul. 1997).
- [35] J. A. Jaszczak, G. W. Robinson, S. Dimovski, and Y. Gogotsi, *Carbon* **41**, 2085 (Aug. 2003).
- [36] S. Nalum Naess, A. Elgsaeter, G. Helgesen, and K. D. Knudsen, *Science and Technology of Advanced Materials* **10**, 065002 (Dec. 2009).
- [37] W. K. Kegel, D. Breed, M. Elssesser, and D. J. Pine, *Langmuir* **22**, 7135 (Jul. 2006).
- [38] I. D. Hosein, B. S. John, S. H. Lee, F. A. Escobedo, and C. M. Liddell, *Journal of Materials Chemistry* **19**, 344 (Jan. 2009).
- [39] U. Jeong, S. H. Im, P. H. C. Camargo, J. H. Kim, and Y. Xia, *Langmuir* **23**, 10968 (Oct. 2007).
- [40] M. Marechal, R. J. Kortschot, A. F. Demirörs, A. Imhof, and M. Dijkstra, *Nano Letters* **10**, 1907 (Apr. 2010).
- [41] M. Marechal and M. Dijkstra, *Physical Review E* **82**, 031405 (Sep. 2010).
- [42] M. Doi and S. F. Edwards, *The Theory of Polymer Dynamics*, 1st ed., International Series of Monographs on Physics, Vol. 73 (Oxford University Press, Oxford, 2007) ISBN 978-0-19-852033-7, p. 391.
- [43] S. Sircar, J. Li, and Q. Wang, *Communications in Mathematical Sciences* **8**, 697 (Sep. 2010).
- [44] J. A. Cuesta and Y. Martínez-Ratón, *Journal of Chemical Physics* **107**, 6379 (Oct. 1997).
- [45] Y. Martínez-Ratón and J. A. Cuesta, *Journal of Chemical Physics* **111**, 317 (Jul. 1999).
- [46] G. Zhou, M. Lü, Z. Xiu, S. Wang, H. Zhang, Y. Zhou, and S. Wang, *Journal of Physical Chemistry B* **110**, 6543 (Feb. 2006).

- [47] I. Sevonkaev, D. V. Goia, and E. Matijević, *Journal of Colloid and Interface Science* **317**, 130 (Jan. 2008).
- [48] J. S. Yin and Z. L. Wang, *Physical Review Letters* **79**, 2570 (Sep. 1997).
- [49] A. Haji-Akbari, M. Engel, A. S. Keys, X. Zheng, R. G. Petschek, P. Palfy-Muhoray, and S. C. Glotzer, *Nature* **462**, 773 (Dec. 2009).
- [50] E. van den Pol, A. V. Petukhov, D. M. E. Thies-Weesie, D. V. Byelov, and G. J. Vroege, *Physical Review Letters* **103**, 258301 (Dec. 2009).
- [51] P. Guha, S. Kar, and S. Chaudhuri, *Applied Physics Letters* **85**, 3851 (Oct. 2004).
- [52] L. E. Helseth, *Langmuir* **21**, 7276 (Aug. 2005).
- [53] D. Fan, P. J. Thomas, and P. O'Brien, *Journal of the American Chemical Society* **130**, 10892 (Jul. 2008).
- [54] Z. Zhang and S. C. Glotzer, *Nano Letters* **4**, 1407 (Jul. 2004).
- [55] E. Bianchi, J. Largo, P. Tartaglia, E. Zaccarelli, and F. Sciortino, *Physical Review Letters* **97**, 168301 (Oct. 2006).
- [56] Y. Cho, G. Yi, S. Kim, S. Jeon, M. Elsesser, H. Yu, S. Yang, and D. J. Pine, *Chemistry of Materials* **19**, 3183 (May 2007).
- [57] F. Sciortino, *European Physical Journal B* **64**, 505 (Aug. 2008).
- [58] C. M. Liddell and C. J. Summers, *Advanced Materials* **15**, 1715 (Oct. 2003).
- [59] D. Zerrouki, J. Baudry, D. Pine, P. Chaikin, and J. Bibette, *Nature* **455**, 380 (Sep. 2008).
- [60] H. H. Wensink and G. Jackson, *Journal of Chemical Physics* **130**, 234911 (Jun. 2009).
- [61] M. C. Newton and P. A. Warburton, *Materials Today* **10**, 50 (May 2007).
- [62] S. Deka, K. Miszta, D. Dorfs, A. Genovese, G. Berton, and L. Manna, *Nano Letters* **10**, 3770 (Sep. 2010).
- [63] H.-L. Wu, C.-H. Chen, and M. H. Huang, *Chemistry of Materials* **21**, 110 (Jan. 2009).
- [64] S. Sacanna, W. T. M. Irvine, P. M. Chaikin, and D. J. Pine, *Nature* **464**, 575 (Mar. 2010).
- [65] V. N. Manoharan, M. T. Elsesser, and D. J. Pine, *Science* **301**, 483 (Jul. 2003).
- [66] C. Quilliet, C. Zoldesi, C. Riera, A. van Blaaderen, and A. Imhof, *European Physical Journal E* **27**, 13 (Sep. 2008).
- [67] M. J. Solomon, R. Zeitoun, D. Ortiz, K. E. Sung, D. Deng, A. Shah, M. A. Burns, S. C. Glotzer, and J. M. Millunchick, *Macromolecular Rapid Communications* **31**, 196 (Jan. 2010).
- [68] D. J. Kraft, W. S. Vlug, C. M. van Kats, A. van Blaaderen, A. Imhof, and W. K. Kegel, *Journal of the American Chemical Society* **131**, 1182 (Jan. 2009).
- [69] M. C. Calderer, M. G. Forest, and Q. Wang, *Journal of Non-Newtonian Fluid Mechanics* **120**, 69 (2004).
- [70] C. J. H. Schutte, *The Theory of Molecular Spectroscopy: The Quantum Mechanics and Group Theory of Vibrating and Rotating Molecules*, 1st ed., *The Theory of Molecular Spectroscopy*, Vol. 1 (North-Holland Publishing Company, Amsterdam, 1976) ISBN 0-7204-0291-3, p. 512.
- [71] C. G. Gray and K. E. Gubbins, *Theory of Molecular Fluids: Fundamentals*, 1st ed., *International Series of Monographs on Chemistry* 9, Vol. 1 (Oxford University Press, Oxford, 1984) ISBN 0-19-855602-0, p. 626.
- [72] J. Happel and H. Brenner, *Low Reynolds number hydrodynamics: with special applications to particulate media*, 2nd ed., *Mechanics of fluids and transport processes*, Vol. 1 (Kluwer Academic Publishers, Dordrecht, 1991) ISBN 90-247-2877-0, p. 553.
- [73] K. E. Gubbins, *Chemical Physics Letters* **76**, 329 (Dec. 1980).
- [74] R. Evans, *Advances in Physics* **28**, 143 (Mar. 1979).
- [75] H. H. Wensink and H. Löwen, *Physical Review E* **78**, 031409 (Sep. 2008).
- [76] A. Härtel, R. Blaak, and H. Löwen, *Physical Review E* **81**, 051703 (May 2010).
- [77] S. van Teeffelen, R. Backofen, A. Voigt, and H. Löwen, *Physical Review E* **79**, 051404 (May 2009).
- [78] F. Peruani, A. Deutsch, and M. Bär, *Physical Review E* **74**, 030904R (Sep. 2006).
- [79] D. C. Rapaport, *Physical Review Letters* **99**, 238101 (Dec. 2007).
- [80] H. Graf and H. Löwen, *Journal of Physics: Condensed Matter* **11**, 1435 (Feb. 1999).
- [81] H. Hansen-Goos and K. Mecke, *Journal of Physics: Condensed Matter* **22**, 364107 (Aug. 2010).
- [82] C. N. Likos, N. Hoffmann, H. Löwen, and A. A. Louis, *Journal of Physics: Condensed Matter* **14**, 7681 (Aug. 2002).
- [83] W. A. Curtin and N. W. Ashcroft, *Physical Review Letters* **56**, 2775 (Jun. 1986).
- [84] C. N. Likos, Z. T. Nemeth, and H. Löwen, *Journal of Physics: Condensed Matter* **6**, 10965 (Dec. 1994).
- [85] T. Kirchhoff, H. Löwen, and R. Klein, *Physical Review E* **53**, 5011 (May 1996).
- [86] H. Löwen, *Physical Review E* **59**, 1989 (Feb. 1999).
- [87] M. G. Mazza, M. Greschek, R. Valiullin, J. Kärger, and M. Schoen, *Physical Review Letters* **105**, 227802 (2010 2010).
- [88] A. A. Verhoeff, I. A. Bakelaar, R. H. J. Otten, P. van der Schoot, and H. N. W. Lekkerkerker, *Langmuir* **27**, 116 (Jan. 2011).
- [89] T. Schilling and D. Frenkel, *Journal of Physics: Condensed Matter* **16**, 2029 (May 2004).
- [90] Z. X. Zhang and J. S. van Duijneveldt, *Journal of Chemical Physics* **124**, 154910 (Apr. 2006).
- [91] W. L. Miller and A. Cacciuto, *Physical Review E* **80**, 021404 (Aug. 2009).
- [92] M. Ravnik and S. Žumer, *Soft Matter* **5**, 269 (Jan. 2009).
- [93] H. Löwen, *Physical Review E* **50**, 1232 (Aug. 1994).
- [94] T. O. White, G. Ciccotti, and J. Hansen, *Molecular Physics* **99**, 2023 (Dec. 2001).
- [95] M. Rex and H. Löwen, *Physical Review Letters* **101**, 148302 (Oct. 2008).
- [96] M. Rex and H. Löwen, *European Physical Journal E* **28**, 139 (Feb. 2009).
- [97] L. Almenar and M. Rauscher, *Journal of Physics: Condensed Matter* **23**, 184115 (Apr. 2011).
- [98] U. M. B. Marconi, P. Tarazona, F. Cecconi, and S. Melchionna, *Journal of Physics: Condensed Matter* **20**, 4233 (Dec. 2008).
- [99] A. J. Archer, *Journal of Chemical Physics* **130**, 014509 (Jan. 2009).

[100]P. Español and H. Löwen, *Journal of Chemical Physics* **131**, 244101 (Dec. 2009).  
[101]D. Pini, M. Tau, A. Parola, and L. Reatto, *Physical Review E* **67**, 046116 (Apr. 2003).

1  
2  
3  
4  
5  
6  
7  
8  
9  
10  
11  
12  
13  
14  
15  
16  
17  
18  
19  
20  
21  
22  
23  
24  
25  
26  
27  
28  
29  
30  
31  
32  
33  
34  
35  
36  
37  
38  
39  
40  
41  
42  
43  
44  
45  
46  
47  
48  
49  
50  
51  
52  
53  
54  
55  
56  
57  
58  
59  
60

For Peer Review Only