



HAL
open science

DECISION-BASED GENETIC ALGORITHMS FOR SOLVING MULTI-PERIOD PROJECT SCHEDULING WITH DYNAMICALLY EXPERIENCED WORKFORCE

El Awady Attia, Philippe Duquenne, Jean-Marc Le Lann

► **To cite this version:**

El Awady Attia, Philippe Duquenne, Jean-Marc Le Lann. DECISION-BASED GENETIC ALGORITHMS FOR SOLVING MULTI-PERIOD PROJECT SCHEDULING WITH DYNAMICALLY EXPERIENCED WORKFORCE. 9th International Conference on Modeling, Optimization & SIMulation, Jun 2012, Bordeaux, France. hal-00728560

HAL Id: hal-00728560

<https://hal.science/hal-00728560>

Submitted on 30 Aug 2012

HAL is a multi-disciplinary open access archive for the deposit and dissemination of scientific research documents, whether they are published or not. The documents may come from teaching and research institutions in France or abroad, or from public or private research centers.

L'archive ouverte pluridisciplinaire **HAL**, est destinée au dépôt et à la diffusion de documents scientifiques de niveau recherche, publiés ou non, émanant des établissements d'enseignement et de recherche français ou étrangers, des laboratoires publics ou privés.

DECISION-BASED GENETIC ALGORITHMS FOR SOLVING MULTI-PERIOD PROJECT SCHEDULING WITH DYNAMICALLY EXPERIENCED WORKFORCE

El-Awady ATTIA, Philippe DUQUENNE

UNIVERSITY OF TOULOUSE/INPT/ ENSIACET
LGC-UMR-CNRS 5503/PSI/ Génie Industriel
4 allée Emile Monso,
31030 Toulouse cedex 4, France
{Elawady.attia, Philippe.duquenne}@ensiacet.fr

Jean-Marc LE-LANN

UNIVERSITY OF TOULOUSE/INPT/ ENSIACET
LGC-UMR-CNRS 5503/PSI/ Génie Industriel
4 allée Emile Monso,
31030 Toulouse cedex 4, France
Jeanmarc.lelann@ensiacet.fr

ABSTRACT: *The importance of the flexibility of resources increased rapidly with the turbulent changes in the industrial context, to meet the customers' requirements. Among all resources, the most important and considered as the hardest to manage are human resources, in reasons of availability and/or conventions. In this article, we present an approach to solve project scheduling with multi-period human resources allocation taking into account two flexibility levers. The first is the annual hours and working time regulation, and the second is the actors' multi-skills. The productivity of each operator was considered as dynamic, developing or degrading depending on the prior allocation decisions. The solving approach mainly uses decision-based genetic algorithms, in which, chromosomes don't represent directly the problem solution; they simply present three decisions: tasks' priorities for execution, actors' priorities for carrying out these tasks, and finally the priority of working time strategy that can be considered during the specified working period. Also the principle of critical skill was taken into account. Based on these decisions and during a serial scheduling generating scheme, one can in a sequential manner introduce the project scheduling and the corresponding workforce allocations.*

KEYWORDS: *human resources allocation, dynamic experience, annual-hours, versatility, project planning and scheduling, genetic algorithms.*

1 INTRODUCTION

Companies are constantly searching for shorter response times, and this concern is all the more acute as competition between them is harder. Thus, they try to develop reactivity towards changing environments. While flexibility is always examined with respect to alternatives, it can be characterised by a rapid and significant change from one alternative to another, in function of short and long terms strategies (Mitchell, 1995). Therefore, firms are searching for agility and flexibility. Human resources management is a key area, thanks to which firms can create this flexibility: organizations should develop multi-skilled, adaptable, and highly responsive workforce that can deal with the non-routine circumstances (Youndt *et al.* 1996). A vast of academic research has focused towards workforce flexibility applications, for example, the proposition of Vidal *et al.* (1999) to balance the fluctuation in workstation loads with respect to the available workforce, by using flexibility levers such as multi-skilled workforce, working time modulation, or even external actors; or the model proposed by Franchini *et al.* (2001) for the human resources planning and assignment, based on skills' inventory. Later, the problem was introduced as a multi-skill project scheduling prob-

lem by Bellenguez-Morineau and Néron (2007), which optimizes the project duration in presence of precedence and resources constraints. In such a problem, each task requires a number of skills for its realization, each skill can be carried out by one or more resource(s) at a time, and in addition each actor may master one or more skill(s). Duquenne *et al.* (2005) introduced an industrial application methodology for workforce allocation, based on their versatility, with task durations influenced by the actors' efficiencies. After while, Valls *et al.* (2009) applied this concept to service centres. When the human resources are involved in a problem, they always come with their working time regulations. Therefore, (Edi, 2007; Drezet and Billaut, 2008; Attia *et al.* 2012) presented their problems of scheduling multi-skilled actors while complying with legislation constraints. On the other hand, the annualized working time allows fluctuating time-tables in order to face seasonal variations. Many researches have been conducted on workforce scheduling with this new flexibility lever (for example, Hung, 1999; Grabot and Letouzey, 2000; Azmat, 2004; Corominas *et al.* 2007; Hertz *et al.* 2010).

The model in Attia *et al.* (2012) presents the workforce planning and scheduling problem, with the two levers of flexibility at a time. In this model, tasks processing re-

quires the fulfilment of some skills' workloads. All the jobs, for any skill in a task, should be started at the same time, but there is flexibility for finishing them within a time window limited by a minimum and a maximum value imposed by the task definition. The tasks' durations weren't predetermined, provided they respect these time windows. On the other side, each operator in the company masters a list of skills with different productivity levels. In order to estimate these levels of productivities, Attia *et al.* (2011a) integrated the development of experience as a result of practice, known as "learning-by-doing", and the skills' erosion in case of interruption; the actual duration needed to perform a given workload depends on the efficiencies of the actors assigned. So the duration and amount of work for each job are considered as decision variables, and must be optimized when allocating the workforce. Moreover, the working time modulation permits the employees' time-tables to change weekly or even daily, depending on the variations of the workload, provided they enforce labour legislation. So in the model they produced, the number of working hours per day for an actor is not defined in advance, since it results from previous allocation decisions, and from the resulting skills' durations. With such a non-linear model, one will encounter a huge optimization problem, with both binary variables for the actors' allocation decisions, and integer variables representing the required workloads' durations and their start dates, in addition to the real dependant variables that represent the operators' productivities, and their daily work.

As well known, evolutionary algorithms were successfully applied to industrial optimization problems (Gen and Cheng, 2000). In the present article, we describe a genetic algorithm (GA) with a serial allocation scheme to solve this project scheduling problem, with multi-period workforce allocation, taking into account the temporal and versatility flexibilities, in addition to the evolution of experience during the project horizon.

We organized our article as follows: in section 2, we present the model's mathematical formulation. Sections 3 and 4 introduce an approach to bring a solution: in section 3, the GA will be presented, and in section 4, the scheduling procedure based on the chromosomes will be discussed. We present in section 5 the model validation, and in section 6, a design of experiment intended at tuning the model parameters. Finally, the conclusions and directions for further research are presented in Section 7.

2 PROBLEM REPRESENTATION

The problem can be presented as follows: A project consists of a set I of unique and original tasks. We only consider one project at a time. The execution of each task $i \in I$ requires a given set of competences taken within a group K of all the competences present in the company. In the other side, our resources are a set A of human resources, each individual or actor " a " being able to perform one or more competence(s) " nk_a " from the set K ,

with a time-dependent performance – we consider the actors as multi-skilled. The ability of each actor " a " to practice a given competence " k ", is expressed by his efficiency $\theta_{a,k}$ in the range $[0,1]$; if the actor has an efficiency $\theta_{a,k} = 1$, he is considered to have a nominal competence in the skill " k ". So when this actor is allocated for this skill on any task, he will perform the job in the standard workload's duration $\Omega_{i,k}$, whereas other actors, whose efficiencies are lower than 1 for this skill, will require a longer working time. The actual working time $\omega_{i,k}$ for this competence can be calculated from the efficiency as follows: $\omega_{i,k} = \Omega_{i,k} / \theta_{a,k} > \Omega_{i,k}$, resulting in an increase of both execution time and labour cost (we assume that actors' wages are the same). From this point of view, the actual execution duration of a task competence $d_{i,k}$ is not predetermined: it results from the decisions about actors' allocations. Indeed, in this model $\theta_{a,k} \in [\theta_{min,k}, 1]$, where $\theta_{min,k}$ represents the lower limit below which an allocation will not be considered as acceptable, for economic and/or quality reasons. We also adopted dynamic actors' efficiencies (Attia *et al.* 2011a): if an actor is assigned to perform a given workload with a given skill, his efficiency will increase as a result of "learning by practice". On the other hand, if the actor is shifted away from practicing this skill, his efficiency will decrease during the interruption period, as a result of the forgetting effect. Of course, there is a relation between the problem variables (the workforce allocation decision variable $\sigma_{a,i,k,j}$, $d_{i,k}$, $\omega_{a,i,k,j}$, $\theta_{a,k}$), but this relation is seldom linear: some competences may require more than one actor for its completion, each actor having his own efficiency. In addition to the actors' versatility, we consider that the company adopts a working time modulation strategy: the timetables of its employees may be changed according to the workloads to be done. Thus, we aim simultaneously at four different targets: ensure a balance between the workloads required and the actors' availabilities; respect the processing and regulations constraints; maximise the actors' efficiencies – and minimize the execution cost: this can lead to a huge optimization problem.

As a result, the problem consists in minimizing a cost function, subject to a set of allocation, scheduling and regulation constraints. First, the objective function is the sum of five cost terms (f_1, \dots, f_5), as shown in equation (1). The first term (f_1) represents the actual working cost of workforce without overtime, with standard working hourly cost rate " U_a ". The second term (f_2) represents the cost increase due to overtime, which can be computed by applying a multiplier " u " to the standard hourly rate. The third term (f_3) represents a virtual cost associated to actors' loss of flexibility at the end of the project, via a virtual cost rate " UF_a ": it is a function of the average actors' occupation rates, relative to the standard weekly working hours " C_{s0} ", and it favours the solutions with minimum working hours for the same workload: this is intended at preserving the future flexibility of the company. The term (f_4) charges a penalty cost to any activity that would finish outside its flexible delivery time win-

dow (Vidal *et al.* 1999): this cost may result from storage if products are completed too early (useless inventory), or from lateness penalties; it can be calculated with the activity actual duration “ LV ”, compared to a time window $[L - \beta, L + \beta]$, defined by the contractual duration “ L ” and a tolerance margin β . As a result the function (f_4) can be written as equation (1-d). At the end, the term (f_5) represents the fictive gain of actors’ productivities developments. It can be calculated as shown by equation (1-e) by comparing the actors’ efficiencies before and after the project accomplishment.

$$F = f_1 + f_2 + f_3 + f_4 - f_5 \quad (1)$$

$$f_1 = \sum_{a=1}^A \left[U_a \times \sum_{s=S_{SW}}^{S_{FW}} \omega_{a,s} \right] \quad (1-a)$$

$$f_2 = \sum_{a=1}^A \left[U_a \times u \times \sum_{s=S_{SW}}^{S_{FW}} HS_{a,s} \right] \quad (1-b)$$

$$f_3 = \sum_{a=1}^A UF_a \times \left(\sum_{s=S_{SW}}^{S_{FW}} \omega_{a,s} / (S \times Cs0) - 1 \right) \quad (1-c)$$

$$f_4 = \begin{cases} [f_1 + f_3] \times \left((1 + \tau_j)^{L-LV-\beta} - 1 \right) & \text{if } LV < L - \beta \\ UL \times (LV - (L + \beta)) & \text{if } LV > L + \beta \\ 0 & \text{if } L - \beta \leq LV \leq L + \beta \end{cases} \quad (1-d)$$

$$f_5 = \sum_{k=1}^K \frac{U_k}{NA_k} \times \left[\frac{\sum_{a=1}^A [\theta_{a,k(n \rightarrow \text{Finish date})} - \theta_{a,k(n \rightarrow \text{Start date})}]}{\sum_{a=1}^A \theta_{a,k(n \rightarrow \text{Start date})}} \right] \quad (1-e)$$

The model constraints:

- *Actors’ allocation constraints:*

$$\sum_{k \in K_a} \sigma_{a,i,k,j} \leq 1, \quad \forall a \in A, \forall i \in I, \forall j \quad (2)$$

They ensure that any actor “ a ” should be assigned for only one competence k , and only on one task i during the working time instance j . The allocation variable $\sigma_{a,i,k,j}=1$ if the actor a is assigned with skill k on the task i during the working time period j ; $\sigma_{a,i,k,j}=0$ otherwise.

- *Resources availability constraints:*

$$\sum_{i \in \rho_j} ER_{i,k,j} \leq A_k, \quad \forall j, \forall k \in K \quad (3)$$

Constraints (3) insure that, for the set “ ρ_j ” of all the tasks under process at the date “ j ”, the need of resources ER to perform the workload of the skill “ k ”, is always lower than or equal to the total staff in this skill (A_k).

- *Tasks’ temporal relations constraints:*

$$dd_i + SS_{i,c}^{\min} \leq dd_c \leq dd_i + SS_{i,c}^{\max}, \quad \forall (i,c) \in E_{SS} \quad (4)$$

$$dd_i + SF_{i,c}^{\min} \leq df_c \leq dd_i + SF_{i,c}^{\max}, \quad \forall (i,c) \in E_{SF} \quad (5)$$

$$df_i + FS_{i,c}^{\min} \leq dd_c \leq df_i + FS_{i,c}^{\max}, \quad \forall (i,c) \in E_{FS} \quad (6)$$

$$df_i + FF_{i,c}^{\min} \leq df_c \leq df_i + FF_{i,c}^{\max}, \quad \forall (i,c) \in E_{FF} \quad (7)$$

Constraints (4) to (7) denote the constraints of global temporal relations between any (i, c) two tasks’ start dates “ dd ” and their finish dates “ df ”, with minimum or maximum time lag, for their start (S)/finish (F) events.

- *Skills’ qualitative satisfaction constraints*

$$\theta_{\min,k} \leq \theta_{a,k(n \rightarrow ddi,k)} \times \sigma_{a,i,k,j} \leq 1, \quad \forall a \in A, \forall k \in K, \forall j \quad (8)$$

The skills’ satisfaction constraints (8) express that the actors cannot be assigned on a given competence without having the minimum level of qualification $\theta_{\min,k}$. The term $\theta_{a,k(n \rightarrow ddi,k)}$ is the efficiency of the actor a in practicing the skill k , at the beginning date of the job (Attia *et al.* 2011b) – inspired from the works of (Wright, 1936):

$$\theta_{a,k(n \rightarrow ddi,k)} = 1 / [1 + (1/\theta_{a,k}(\text{ini}) - 1) \times (n)^b] \quad (9)$$

$$\theta_{a,k} = 1 / [1 + (1/\theta_{a,k}(\text{ini}) - 1) \times (n_{eq})^{b-f} \times (n_{eq} + \lambda)^f] \quad (10)$$

$$f = -b \times (b+1) \times \log(n_{eq}) / \log(\xi+1) \quad (11)$$

Here, n_{eq} represents the number of equivalent work repetitions; when applied to the worker a in the skill k at the date ($dd_{i,k}$), we call it ($n_{eq} \rightarrow ddi,k$). A second factor $\theta_{a,k}(\text{ini})$ represents the actor’s initial efficiency at the first time he undertakes the skill k ; the exponent factor (b) can be calculated from the actor’s learning rate ($r_{a,k}$), as $b = \log(r_{a,k}) / \log(2)$. The skills attrition during periods of interruption is given by equations (10) and (11) (Attia *et al.* 2011a); according to the works of Wright and to those from Jaber and Bonney (1996) this attrition induces four parameters. The first two are the initial efficiency $\theta_{a,k}(\text{ini})$, and the exponent (b). The others are f , representing the exponential parameter of the forgetting curve, as in equation (11); and ($\xi = Tb / Ta$) is the ratio between a continuous period of practice (Ta) and the interruption period (Tb) at the end of which the actor’s efficiency has decreased back to its initial value. λ is the number of work repetitions that would had been performed if the interruption didn’t occur.

- *The skill’s quantitative satisfaction constraints*

$$\sum_{a \in ER_{i,k}} \left(\sum_{j=dd_{i,k}}^{df_{i,k}-1} \omega_{a,i,k,j} \times \sigma_{a,i,k,j} \times \theta_{a,k(n \rightarrow ddi,k)} \right) = \Omega_{i,k}, \quad \forall i \in I, \forall k \in K \quad (12)$$

The workload satisfaction constraints (12) ensure that the total actors’ equivalent working hours for a given competence balance the required workload.

- *Tasks duration’s constraints:*

$$D_i^{\min} \leq d_{i,k} \leq D_i^{\max}, \quad \forall i, \forall k \quad (13)$$

Constraints set (13) express that the duration variables $d_{i,k}$ must be within the limits of the task's temporal window; the task execution time d_i will be calculated as $d_i = \max(d_{i,k})_{k=1, \dots, to, K}$.

- Actors' working time regulation constraints:
- For a period of one day:

$$\sum_{i=1}^I \sum_{k=1}^K \sigma_{a,i,k,j} \times \omega_{a,i,k,j} \leq DMaxJ, \quad \forall a, \forall j \quad (14)$$

Where: $\omega_{a,i,k,j} = \frac{\Omega_{i,k}}{d_{i,k} \times EE_{i,k}}, \quad \forall a \in ER_{i,k}$,

$$EE_{i,k} = \left(\sum_{a \in ER_{i,k}} \theta_{a,k} \right)_{\theta_{a,k} \geq \theta_{min,k}, \text{ and } \sigma_{a,i,k,j} \neq 0}$$

The actors' maximum number of working hours per day (constraint 14) is always lower than or equal to a pre-specified maximum value of $DMaxJ$. Considering this, the real workforce $ER_{i,k}$, available to fulfil the workload $\Omega_{i,k}$ within a period $d_{i,k}$ should be defined, representing an equivalent manpower of $EE_{i,k}$.

- For a period of one week:

$$\omega_{a,s} = \sum_{j=NJS \times (s-1) + 1}^{NJS \times s} \left(\sum_{i=1}^I \sum_{k=1}^K \sigma_{a,i,k,j} \times \omega_{a,i,k,j} \right), \quad \forall a \in A, \forall s \in S \quad (15)$$

$$\omega_{a,s} \leq DMaxS, \quad \forall a \in A, \forall s \in S \quad (16)$$

The constraints (15) and (16) express that actors' working hours per week " $\omega_{a,s}$ " is always lower than or equal to the legal weekly working time " $DMaxS$ ".

- For a reference period of twelve successive weeks:

$$\frac{1}{12} \times \left(\sum_{p=s-11}^s \omega_{a,p} \right)_{\text{For } p \geq 1} \leq DMax12S, \quad \forall a \in A, \forall \text{week } (s) \quad (17)$$

Equation (17) represents the constraints of actor's maximum average working hours during a reference working period of 12 successive weeks " $DMax12S$ "; we assumed that the data concerning the actors' involvements on previous activities have been accurately recorded and are available at any time (this should be included in the data file concerning the company ...).

- For a period of one year:

$$\sum_{s=S_{SW}}^{S_{FW}} \omega_{a,s} \leq DSA - \omega_a, \quad \forall a \in A \quad (18)$$

The constraints set (18) guarantee that for each actor, his total working hours for the current activity are always lower than his residual yearly working hours, where ω_a represents the actor's working time in the current year on previous activities, and " DSA " is the maximum annual working hours of any actor.

- Overtime constraints

$$HS_{a,s} = \begin{cases} \omega_{a,s} - DMaxMod & \text{if } \omega_{a,s} \geq DMaxMod \\ 0 & \text{Otherwise} \end{cases} \quad (19)$$

$$\sum_{s=S_{SW}}^{S_{FW}} HS_{a,s} \leq HSA - HSR_a, \quad \forall a \in A, \quad (20)$$

Finally the sets (19) and (20) modulate the overtime constraints; overtime hours " HS " can be calculated from equation (19). Accordingly, each actor always has $HS_{a,s} \in [0, DMaxS - DMaxMod]$ for each working week " s ", where $DMaxMod$ represents the maximum weekly working time, based on the company internal agreement modulation. Constraints (20) represent the overtime limitations for each actor: from this, an actor's overtime is always kept lower than or equal to a pre-specified yearly maximum " HSA ". Here we assumed that the actual amount of each actor's overtime hours " HAR_a " performed on other previous activities is available.

3 GENETIC ALGORITHMS

To solve any allocation problem, there are some decisions to be taken, depending on the problem type. These decisions may be the choice of the resources appointed to handle some tasks within a given period, or the order of execution of these tasks. For the coding of the genetic material, (Goldberg, 1989) (page 80) warns that "*the user should select the smallest alphabet that permits a natural expression of the problem*". We assert that it is possible to present activity scheduling and the corresponding resources allocation by answering to the following four questions: what task will be processed first? Then which actor(s) will be selected to complete this task? What is the working time strategy that the actors will respect, during the activity realization? Then for a complete solving of the problem, we need to propose the last question: which skill will be prioritized, amongst the others, for the workloads execution process in a given time interval? In our approach, we introduce a genetic algorithm based on randomly generated answers to the first three questions (as section 3.1), but the fourth one will be answered according to the critical skill principle (Edi, 2007): a skill's criticality is the ratio of its workload to be performed in the project, to the total available workforce capacity during the project temporal horizon. The higher is this ratio for a skill, the more it can be considered as critical, *i.e. scarce*: then this skill should be realized in priority. In the following section we present the genetic algorithm structure and its genotypes.

3.1 Initial population representation

The proposed GA model is based on an indirect encoding of the problem, mainly for two reasons: First, the direct coding of the problem's variables for constructing the individuals' genotype creates very long strings,

which increases the computing time. For example the representation of a problem of 30 tasks, 82 actors, and 4 skills leads to chromosomes having 3,879 genes, whereas with the indirect encoding presented further in this paper, it drops down to 117 genes. The second reason is the relations between the different problem's decision variables, which can lead to the presence of "epistasis" (Gibbs *et al.* 2006): there are interactions between some of the chromosome's genes; some of their alleles may affect other genes' alleles. This phenomenon can be illustrated by the equation of an actor's number of daily working hours, $\omega_{a,i,k,j} = \Omega_{i,k} / (EE_{i,k} \times d_{i,k})$, that states a relation between three variables: the equivalent work-force $EE_{i,k}$ assigned to perform a given workload $\Omega_{i,k}$, the duration $d_{i,k}$, and the corresponding actors' daily working hours. From this equation, any variable's domain must be consistent with each others', in order to satisfy the corresponding constraints. So, any change in a gene corresponding to actors' allocation results in modifications in actors' equivalent productivities and in the domain of possible durations, based on the working time constraints and the actors' availability: then any further modification should be done randomly within this new modified domain during GA's evolution process. With such a methodology, finding a constraints-satisfying solution is quite hard and may require larger CPU times. In addition, crossover and reproduction of new strings based on the whole variables' domains can produce more unfeasible genomes, so we waste a great amount of running time for fixing the resulting distortions.

As mentioned above, our chromosomes will contain three parts; the first one presents the priority of realizing tasks. Thus, the number of genes in this part equals the number of tasks in the project; the *locus* of the gene in this sub-chromosome represents the task identification number. But the value of the gene, or its *allele* (generated randomly), represents the corresponding task priority in the project. Based on this part of the chromosome we can build a tasks' priority list, by arranging these numbers in a descending order, the position of the task in the rearranged list represents its priority. Of course, in the scheduling procedure that will be introduced in the following section, the temporal relations between tasks will be respected. The second sub-chromosome holds the actors' priorities for the allocation process. It is exactly as the first part but instead of tasks, the genes represent the actors. Thus, each gene's *locus* represents the corresponding actor identification number, and holds his priority indicator value as its *allele*, for the allocation process. Based on this part we can construct the actors' priority list for the project execution. Finally, the third part of the chromosome represents the decision of what working time strategy will be applied to the activity. From the working time regulatory constraints, we have five intervals (expressed in daily hours), which can be described according to French regulations as follows:

[X, 7]: Represents the daily working time strategy within the standard weekly hours C_{os} limits, where X can represent a social willing of a minimum number of

working hours per day, under which the daily profit for the actor can be considered as non-effective. Considering that an employee would not appreciate to be called on duty for a too little time, we arbitrarily fixed it at 4 hours. The second interval, represents the work above the standard weekly hours C_{s0} limits, and is limited by the constraints of the company's internal modulation of weekly working time; we assumed it to be $C_{s0} = 39$ hours per week, which gives, in our example, the second interval to be]7, 7.8] hours per day for a 5-day week. The next interval will then be limited by the constraints of the maximum average weekly working time for a period of 12 successive weeks; if we assume it to be 44 hours a week, according to French regulations, the third interval will be]7.8, 8.8] hours per day. The fourth interval will then integrate the maximum number of working hours per week; this number is of 48 hours per week in France, and in this case we get] 8.8, 9.6] hours per day for our 4th interval. Finally, the last interval considers the daily constraint of maximum working time – if it is 10 hours per day, the 5th and mast interval will be]9.6, 10] hours per day.

Thus, considering the different working time constraints, we get five time intervals for the decision of: what daily rate actors will work with? These decisions are represented by the third sub-chromosome. Each gene position in this part, exactly as for the two previous sub-chromosomes, will represent the daily work range identification number, and its value represents the priority assorted to each range. With the aid of this part we can construct the time intervals priority list, which the actors will work with respect to for the current simulation of the problem. With this method, we are able to randomly generate all the initial population individuals. Based on this indirect encoding of the problem, we can gain some benefits towards the feasibility of the chromosome after the reproduction processes, and avoid some correction procedures to the individuals, such as fixing the distortions that could result from crossovers or mutations.

3.2 Individuals' evaluations and fitness calculation

For each individual, the scheduling algorithm (described in section 4) will take place, for decoding the chromosome, and designing the project schedule. The corresponding objective function can be calculated as described in section 2, equations (1); accordingly, and after the normalization of different terms (f'_i)s, we can get individuals' evaluations by assigning a given weight (interest) to each term f'_i . Considering that, in case of violation of one or more of the soft constraint(s) (we only consider working time constraints 17, 18 and 20 as soft constraints), we should distinguish between the unfeasible and feasible schedules: we will use penalties to highlight and weight the unsatisfied constraints, if any. For the violation of one of the hard constraints the penalty (P_{HC}) will be much larger compared to those of the soft constraints (P_{SC}). The sum of these penalties, ex-

pressed in monetary units, can be added to the objective function, as a function called (f_6):

$$f_6 = \sum_{h=1}^{HC} P_{HC} \times v_h + \sum_{g=1}^{SC} P_{SC} \times v_g$$

Where HC and SC are respectively the sets of the hard and soft constraints, and v is a *Boolean* variable represents the violation state of a given constraint: $v=1$ for constraint violation and $v=0$ for the constraint satisfaction. After normalisation, it can be added with an associated weight to the fitness function as (f'_6). The normalisation here is used to control the order of magnitude of different terms of the fitness function.

The evaluation phase consists in calculating the force of each individual within the population (*i.e.* its adaptation to environmental constraints in the spirit of the comparison with a natural evolutionary process). Despite the genetic algorithms are usually implemented to maximize an objective function (Goldberg, 1989), our problem consists in minimizing an economic cost. Therefore, it is necessary to map the objective function so that its minimum value will correspond to the strongest individuals. Thus, based on Goldberg's work, it is possible to associate with the fitness function (f) of each individual (ind) a constant as large as possible C_{max} to give a new function $f_{ab}(ind) = C_{max} - f(ind)$. We call it as the “*individual absolute force*”. This method makes it possible to overcome the problems related to the sign of the function, if any. The value of C_{max} can be estimated, as discussed in (Attia *et al.* 2012) relying on three cost terms: the project realisation minimum cost, the maximum cost value of the constraints that may be violated, and the penalty costs that may arise from the date of completion of the project.

3.3 Selection of individuals

The selection procedure is the determination of the opportunity given to some individuals from the current generation for the reproduction process of the next generation. The selection process is very sensitive to the values of the individuals' fitness, especially the worst, average, and the best values in the population. These three values determine the selection tendency, and control the force of individuals that can be selected for the reproduction procedure. According to (Goldberg, 1989), if the average value is very close to the fittest one, then the search becomes as a random walk, because the average-fitting individuals have the same probability of being selected as the best individuals. The same problem is stated by (Davis, 1996): when the three values are very close, then the effect of the natural selection becomes negligible. But if the average value is much closer to the best fit compared to the worst one, then we encounter a strong selection pressure that favours the best chromosomes against the worst ones. For the creation of the next generation described in the following section, we will present how we can overcome this problem. In this article the selection is based on two selection method-

ologies. The first one is the elitist selection, with a pre-specified elitist size equal to a probability of survival \times population size. The fittest individuals will be copied directly to the selected list of candidates for survival and/or passing through the mating pool. This selection approach can enhance the genetic algorithms performance and ensure no loss among the best solutions found. The second methodology is the stochastic sampling with replacement, or the “*roulette wheel selection*”, where the probability of one individual to be chosen is proportional to its fitness $f_{ab}(ind)$.

3.4 Construction of the next generation

In this approach we avoid the use of reproduction with replacement technique for all individuals, because of its drawbacks, as explained by Davis (1996) many of the best individuals found may be not reproduced at all, and their genetic material could be lost for further exploration trials. Or perhaps, crossovers and mutations may destroy the best found individuals' structure. Neither of the two points is desirable. Thus, we use a reproduction approach similar to that used by (Edi, 2007; Mendes *et al.* 2009; Attia *et al.* 2012): the next generation is composed of three groups, each one representing a given percentage of the full population. The first group is selected from the previous generation applying an elitist selection, in which some of the best individuals are selected from the current population to survive in the next one, seeking for the evolution of the best individuals from one generation to another. But this approach increases the probabilities of convergence towards local optima, according to Edi (2007); one can reduce this problem via high mutation rates, which can be achieved by changing the genetic material of some chromosomes, and inserting some new individuals to the population. The second group is produced by the crossover process. The building of the third and last group is based on the individuals' immigration principle, with the two following methods: the first is the elitist immigration scheme, *i.e.* keeping the best individual from all the previous explorations, and presenting it as a new immigrant into the new population. The other is the random immigration scheme that has proved to be effective for the dynamic optimization problems (Yang, 2007), in which new virgin individuals are produced randomly, exactly as the initial population, to enhance the artificial convergence, and maintain the population diversity. With such reproduction approach, none of the best solutions found can be lost during the process. The size of each group was predefined before the implementation of the genetic algorithms procedure.

Crossover: The selection of the parents for the reproduction process is performed randomly. The first parent will be selected amongst the best individuals that are already chosen by the elitist selection to ‘survive’, according to its fitness value; but the second parent will be selected from the entire population (avoid to select the same individual to mate with himself). Then, the parameterized

uniform crossover of Mendes *et al.* (2009) takes it place, in which a random number between $[0, 1]$ is generated for each gene in the chromosome. If this random number is lower than a fixed value, then the allele of the first parent (the best one) is used, otherwise the allele of the second parent (the worst one) is used. The resulting child is then directly copied into the new generation.

Mutation: After the selection, crossover, and reproduction processes, the mutation process takes place in the evolution process. The mutation helps to prevent the search to converge towards some local optima, by changing some of the population genetic materials. The uniform mutation is used, in which the value of the chosen gene will be changed with a uniform random value as generated in the initial population. Increasing the number of mutated instances increases the algorithm's ability to search outside the currently explored region of the search space - but if the mutation probability is set too high, the search may become a random search.

3.5 Termination Procedure

As in any iterative algorithm, the implementation of genetic algorithms requires the definition of a criterion by which the exploration procedure decides whether to go on searching or to stop. The termination criterion is checked after each generation, to know if it is time to stop or to complete the exploration. In our approach, we define two termination criteria, and when any one of them is valid, the exploration will be stopped:

- The first criterion is related to the average evolution of the objective function, as it was used by Attia *et al.* (2012). We call it 'Average convergence', in which the convergence is the evolution or, more exactly, the non-evolution, of the average value of the fitness for a number "Nbi" of the best individuals for successive generations: when the average fitness value no longer seems to evolve during a given number g of generations, the process is considered to have converged.

- The second termination procedure simply depends on the number of generations that were produced and evaluated. When this maximum number of generations has been run, then the termination procedure occurs: this just makes it possible to stop a search which does not seem to be successful, or to maximise the procedure running time.

4 SCHEDULING ALGORITHM

For each individual of the population, the scheduling procedures is conducted, to translate the individuals' genetic materials into the corresponding tasks' schedule and actors' allocation. The following steps describe these decoding procedures, starting from the first day of the activity execution and based on the serial scheduling generation scheme. This builds a feasible schedule by sequentially adding the tasks one by one until a complete

schedule is obtained. The scheduling algorithm mainly has two sub-procedures: search for sets of feasible tasks, and workforce allocation. At each time instance (or day), the feasible sets (fs) are generated, which represent the group of the tasks that may be scheduled together according to the temporal relations between tasks, resources availability or even the workforce regulations.

4.1 Tasks feasible sets

The construction of this feasible set of tasks (fs) is conducted in two steps. First, at each time instance of the project partial schedule, we look for the task(s) that can be performed without any violation of the temporal relations. After this search of all the tasks that can be considered as feasible (considering only the temporal constraints), they are grouped into a set of "the candidates list". With the aid of tasks priorities, which are hold by the corresponding chromosomes, we can select the most prioritized task. After that, other procedures of checking feasibility based on resources availabilities, and regulation constraints should be conducted. If ever the unfeasibility was proven (because the need for resources exceeds their availabilities for example), the task with the next maximum priority in the list is selected. We follow this procedure until we can find the suitable task, then we call the resources allocation procedures (as explained in section 4.2). All tasks within the candidates list will be checked, until we can find a feasible set of tasks, considering precedence relations, resources' availabilities and working time regulations, all together. Thus, first we are looking for a feasible set fs , so that:

- For any pair of tasks (i, c) in the feasible set (fs), there is no restriction for performing them simultaneously at the current time instance, considering the precedence constraints.
- The workload requirements by the tasks within the set (fs) must be satisfied, qualitatively as well as quantitatively.
- The total resources requirement by the feasible set must be lower than or equal to the resources availabilities.
- Each actor always works without any violation of the working time regulations.

4.2 Resources allocation

Having checked the resources availabilities, and written the skills' criticality list, we are now ready to conduct actors' allocation. By the end of actors' allocation algorithms, we should be able to assign a value to each variable $(\omega_{a,i,k,j}, EE_{i,k}, d_{i,k})$, according to the relation

$$\omega_{a,i,k,j} = \frac{\Omega_{i,k}}{d_{i,k} \times EE_{i,k}}.$$

Therefore, we can construct all the possibilities of every task's workload durations $d_{i,k}$ and the resulting actors' daily number of working hours $(\omega_{a,i,k,j})$. Regarding the decision of the actors' daily working hours strategies that are hold by the chromosome, we can start a search for the actors' values of daily

working hours (ω_{a,i,k_j}) which would satisfy the task time window and the working time regulation constraints. By the following procedure described by figure 1, we present the workforce allocation algorithm. These procedures for the scheduling generation scheme will be continued until all the tasks' workloads are scheduled – unless we state the failure of the corresponding chromosome to give rise to an acceptable schedule. In this case, the chromosome will be penalized, by giving it a large cost penalty, in order to reduce its probability to be reproduced in the next generation.

- Sort the available actors according to their priorities
 - Update the productivity levels $\theta_{a,k(n \rightarrow d_{i,k})}$ of the available actors,
 - Sort workloads within the tasks according to skills' criticality list.
While (all workloads of the current task have their team-works), **do**
 While (all available actors are checked), **do**
 Allocate (most prioritised actor with ($\theta_{a,k} \geq \theta_{min,k}$)), $EE_{i,k} = EE_{i,k} + \theta_{a,k}$
 Construct a matrix of $\omega_{a,i,k_j}, \forall d_{i,k} \in \{D_i^{min}, D_i^{max}\}$,
 For (working interval = most prioritised working interval)
 Search within the matrix for a value of $\omega_{a,i,k_j} \in [\text{working interval}]$
 If it exists check working time constraints
 If (working time constraints are feasible)
 Store this allocation and mark actors as unavailable during the period corresponding to $d_{i,k}$. Fix the value of $d_{i,k}$, update all variable that depends to this allocation.
 Break to next workload
 Next for
 End while
 If (there are no available actors) **break while with conclusion of: the unavailability proven to realise the current task.**
End while

Figure 1: Workforce allocation algorithm

5 APPROACH VALIDATION

In order to validate the ability of the proposed approach to return a feasible solution, we randomly selected (and modified) 20 projects from an open-access library (PSPLib, 1996). The instances are taken with different numbers of tasks (30, 60, 90, and 120), each instance having its appropriate number of actors and tasks temporal relations. The validation procedures are simply based on functional tests, i.e. we review the algorithm response with what we expect from the data. Thus any contradiction between the data entry and results will be concluded as a failure of the functional test. In this way, we treated the algorithm as a black box, as shown by figure 2: four sets of inputs, such as tasks temporal relations, tasks durations (D^{min}, D, D^{max}), tasks workload requirement per skill, and the productivities, for each actor for each of his/her skills. The simulation parameters of the genetic algorithm are kept unchanged during the exploration (as shown in table 1), because at this step we are interested in validating the capability of the algorithm to deliver a feasible and applicable schedule, not to study its performance. Studying the performance of the algorithm and tuning its parameters will be discussed in the following sections. The parameters to be checked have been classified into two groups according to the outputs of the algorithm;

The project:

- Tasks' start and finish dates, tasks' durations,

- The tasks relations will be checked from their start and finish dates,
- The project workload per task and per skill should be fulfilled with the required manpower, both quantitatively and qualitatively.

Human Resources:

- Each actor should be assigned only once per each period of his working timetable,
- The assigned actors should master the required skills with productivities higher than or equal to the minimum prefixed qualifications,
- The evolution of the actors' experience (known from their prior allocations) should be checked,
- Each actor's time table must satisfy the legal conditions of working hours, especially the hard constraints.

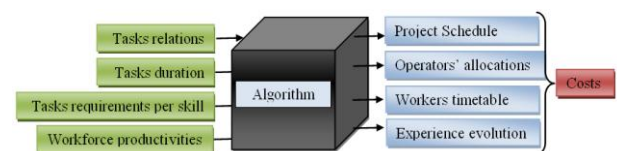


Figure 2: treating the algorithm during the validation

We proved that the proposed model is capable to return a feasible and applicable project schedule with the corresponding workforce allocation. Here, the checking has been carried out manually; all the hard constraints have been checked and proved to be satisfied, in addition to the soft constraints, thanks to workforce proposed flexibility.

Max. generations	= 400 generations
Population size (PI)	= 50 individuals
Crossover probability	= 0.7
Mutation probability	= 0.01
Regeneration Probability	= 0.2
Max. gen. without evolution	= 100 generations
Size of "Nbr"	= 10 individuals
Losing flexibility cost	= 20 MU
Tolerance period (β)	= 20 % \times L

Table 1: GA's parameters used during validation

6 PARAMETERS TUNING

We then tested the performance and the robustness of the algorithm. As discussed by Eiben and Smit (2011), an algorithm performance measurement usually checks the quality of the solutions, and the rapidity to return back these solutions. The solution quality can be measured from the individuals' fitness. But the robustness consists in checking the algorithm stability under the presence of uncertainty conditions within the data input, e.g. changing randomly the problem instance – the parameter vector(s). However, one of the essential steps of any algorithm is the parameters tuning that mainly depends on the performance analysis. Then, and relying on "no free lunch theorem" of Wolpert and Macready (1997), one can use these parameters combination in solving other

instances. Thus, here we designed an experiment to tune the algorithm parameters in order to achieve the best performance, in addition to study its robustness towards changes of problem's instances.

To tune the algorithm parameters, one should investigate all the possible interactions between parameters combinations, in order to adjust them and optimize the algorithm performance; but investigating all parameters by factorial design is almost impossible due to the cost related to running time, "time = levels^{factors numbers}". To avoid this drawback we adopted the fractional factorial, by using one of surfaces response, such as "Taguchi method", "Central composite", or 'Box-Behnken designs'. First we need to determine the parameters and the associated ranges. Therefore, we conducted a survey for the values used within literature as illustrated by table 2.

Population size (PI)	$\in [20 \text{ to } 200]$
Crossover probability	$\in [0.50 \text{ to } 0.90]$
Mutation probability	$\in [0.01 \text{ to } 0.2]$
Regeneration Probability	$\in [0.0 \text{ to } 0.2]$
Max. non developed generations	$\in [50 \text{ to } 200]$
Tolerance period (β)	$\in [0.0 \text{ to } 60]\% \times L$

Table 2: Parameters ranges

According to the work of Ferreira *et al.* (2007) we adopted the three levels design "Box-Behnken designs", and used the stochastic software "MiniTab-16" to generate the vectors of parameters combinations. As results, we get 54 vectors to be tested. We selected randomly a project instance of 30 tasks to be used during this investigation. In order to avoid the stochastic nature of genetic algorithm, we decided to run each simulation at least 10 times, and to take the average of their results. The result analysis indicates the best combination of the parameters. According to "Pearson's correlation coefficient test" we found that the running time is linearly related to the population size, and number of non-convergence generations (stopping criterion). Regarding the objective function, we found that increasing the mutation rate increases the returned project cost, and that increasing the project tolerance period (β) linearly reduces its cost. As a sample of the graphic representation, we display the effect of some investigated parameters on figure 3 and 4.

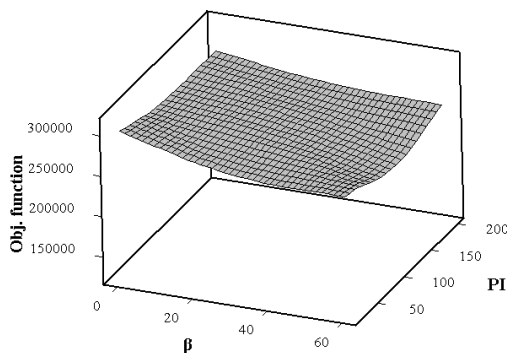


Figure 3: The effect of PI and β on returned objective

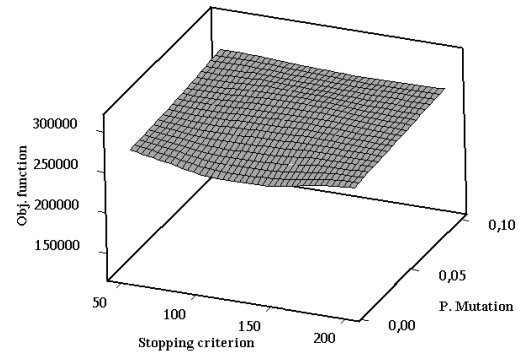


Figure 4: The effect of SC and Pm on returned objective

As a result, we found the best combination of parameters, showed it in table 3. With these parameters, we proved the robustness of the proposed approach when solving the different instances, with different (tasks, actors, skills) combinations: (10, 30, 60, 90, 120) tasks, (10 : 193) actors, and 4 skills.

Population size (PI)	$\in [50, 100]$ according to the problem size
Crossover probability	$= 0.7$
Mutation probability (Pm)	$= 0.01$
Regeneration Probability	$= 0.1$
Maximum number of non-evolved generations (SC)	$= 100$ generations
Tolerance period (β)	$= 20 \% \times L$

Table 3: Parameters corresponding values to be used

7 CONCLUSION

In this article, we presented a genetic algorithm-based approach to solve our problem of project schedule with workforce multi-periods allocations. The model takes into account human resources flexible timetables, in addition to their dynamic versatility. The dynamic vision of workforce productivities is relying on the development thanks to learning-by-doing, and reciprocally, the depreciation of their competences resulting from the lack of practice in periods of work interruption. The produced model is nonlinear, with a huge number of mixed variables. The proposed genetic algorithm relies mainly on answering three questions based on the priority encoding: what task will be processed first? Then which actor(s) will be allocated to realise this task? What is the working time strategy that the actors will respect, during the activity realization? The model has been validated, moreover, its parameters has been tuned to give the best performance. In addition, the model proved to be robust towards changing instances to be solved. As future works: this model will be used to conduct an investigation study to test the parameters affecting the development of the actor's skills. Moreover, we are looking to upgrade this model with multi-criteria decision analysis.

REFERENCES

- Attia, E.-A., Duquenno, P. and Le-Lann, J.-M., 2011a. Prise en compte des évolutions de compétences pour les ressources humaines. In : *9ème Congrès International de Génie Industriel (CIGI-2011)*. 12-14 octobre 2011, Saint-Sauveur, Québec, Canada.
- Attia, E.-A., Duquenno, P. and Le-Lann, J.-M., 2011b. Problème d'affectation flexible des ressources humaines: Un modèle dynamique. In : *12ème congrès annuel de la Société Française de Recherche Opérationnelle et d'Aide à la Décision (ROADEF 2011)*. Saint-Etienne, France, p. 697-698.
- Attia, E.-A., Edi, H.K. and Duquenno, P., 2012. Flexible resources allocation techniques: characteristics and modelling. *Int. J. Operational Research*, 14(2), p.221-254.
- Azmat, C., 2004. A case study of single shift planning and scheduling under annualized hours: A simple three-step approach. *E. J. of Operational Research*, 153(1), p.148-175.
- Bellenguez-Morineau, O. and Néron, E., 2007. A Branch-and-Bound method for solving Multi-Skill Project Scheduling Problem. *Operations Research*, 41(2), p.155-170.
- Corominas, A., Lusa, A. and Pastor, R., 2007. Planning annualised hours with a finite set of weekly working hours and cross-trained workers. *E. J. of Operational Research*, 176(1), p.230-239.
- Davis, L., 1996. *Handbook of Genetic Algorithms*, International Thomson Computer Press.
- Drezet, L. and Billaut, J., 2008. A project scheduling problem with labour constraints and time-dependent activities requirements. *Int. J. of Prod. Economics*, 112(1), p.217-225.
- Duquenno, P., Edi, H.K. and Le-Lann, J.-M., 2005. Characterization and modelling of flexible resources allocation on industrial activities. In : *7th World Congress of Chemical Engineering*. Glasgow, Scotland.
- Edi, H.K., 2007. *Affectation flexible des ressources dans la planification des activités industrielles: prise en compte de la modulation d'horaires et de la polyvalence*. Toulouse University, France.
- Eiben A. E. and Smit S. K., 2011. Evolutionary Algorithm Parameters and Methods to Tune them. Y. Hamadi E. Monfroy and Saubion F. (eds.), *Autonomous Search*, Springer.
- Ferreira SL, Bruns RE, Ferreira HS, Matos GD, David JM, Brandão GC, da Silva EG, Portugal LA, dos Reis PS, Souza AS, dos Santos WN, 2007. Box-Behnken design: An alternative for the optimization of analytical methods. *Analytica Chimica Acta*, 597(2), p.179-186.
- Franchini, L., Caillaud, E., Nguyen, P., and Lacoste L., 2001. Workload control of human resources to improve production management. *Int. J. of Prod. Research*, 39(7), p.1385-1403.
- Gen, M. and Cheng, R., 2000. *Genetic algorithms and engineering optimization*, Wiley-IEEE.
- Gibbs, M.S.; Maier, H.R.; Dandy, G.C.; and Nixon, J.B., 2006. Minimum Number of Generations Required for Convergence of Genetic Algorithms. In: *IEEE Congress on Evolutionary Computation*, CEC 2006. IEEE, p. 565-572.
- Goldberg, D.E., 1989. *Genetic Algorithms in Search, Optimization and Machine Learning*, Addison-Wesley Longman Publishing Co., Inc.
- Grabot, B. and Letouzey, A., 2000. Short-term manpower management in manufacturing systems: new requirements and DSS prototyping. *Computers in Industry*, 43(1), p.11-29.
- Hertz, A., Lahrichi, N. and Widmer, M., 2010. A flexible MILP model for multiple-shift workforce planning under annualized hours. *E. J. of Operational Research*, 200(3), p.860-873.
- Hung, R., 1999. A multiple shift workforce scheduling model under annualized hours. *Naval Research Logistics (NRL)*, 46(6), p.726-736.
- Jaber, M.Y. and Bonney, M.C., 1996. Production breaks and the learning curve: the forgetting phenomenon. *Applied Mathematical Modelling*, 20(2), p.162-169.
- Mendes, J.J.M., Gonçalves, J.F., and Resende, M.G.C., 2009. A random key based genetic algorithm for the resource constrained project scheduling problem. *Computers and Operations Research*, 36(1), p.92-109.
- Mitchell, C., 1995. Flexibility: Nature, Sources, and Effects. *The ANNALS of the American Academy of Political and Social Science*, 542(1), p.213-218.
- PSPLib, 1996. PSPLIB: library for project scheduling problems [online]. Available at: <<http://129.187.106.231/psplib/>>, [Accessed 10 March 2011].
- Valls, V., Perez, A., and Quintanilla, S., 2009. Skilled workforce scheduling in Service Centres. *E. J. of Operational Research*, 193(3), p.791-804.
- Vidal, E., Duquenno, A., and Pingaud, H., 1999. Optimisation des plans de charge pour un flow-shop dans le cadre d'une production en Juste A Temps: 2-Formulation mathématique. In : *3ème Congrès Franco-Québécois de Génie Industriel*. Montréal, Québec, Canada, p. 1175-1184.
- Wolpert D.H. and Macready W.G., 1997. No free lunch theorems for optimization. *IEEE Transactions On Evolutionary Computation*, 1(1), p.67-82.
- Wright, T., 1936. Factors Affecting the Cost of Airplanes. *J. of Aeronautical Sciences*, 3, p.122-128.
- Yang, S., 2007. Genetic algorithms with elitism-based immigrants for changing optimization problems. In: M. Giacobini, *Applications of Evolutionary Computing*. Springer Berlin Heidelberg, p. 627-636.
- Youndt M. A., Snell S. A., Dean J. W. Jr., Lepak D. P., 1996. Human Resource Management, Manufacturing Strategy, and Firm Performance. *The Academy of Management Journal*, 39(4), p.836-866.