



HAL
open science

Experiments on whole-body manipulation and locomotion with footstep real-time optimization

Dang Duong, Jean-Paul Laumond, Florent Lamiroux

► **To cite this version:**

Dang Duong, Jean-Paul Laumond, Florent Lamiroux. Experiments on whole-body manipulation and locomotion with footstep real-time optimization. 2012. hal-00727600v1

HAL Id: hal-00727600

<https://hal.science/hal-00727600v1>

Preprint submitted on 4 Sep 2012 (v1), last revised 2 Nov 2012 (v2)

HAL is a multi-disciplinary open access archive for the deposit and dissemination of scientific research documents, whether they are published or not. The documents may come from teaching and research institutions in France or abroad, or from public or private research centers.

L'archive ouverte pluridisciplinaire **HAL**, est destinée au dépôt et à la diffusion de documents scientifiques de niveau recherche, publiés ou non, émanant des établissements d'enseignement et de recherche français ou étrangers, des laboratoires publics ou privés.

Experiments on whole-body manipulation and locomotion with footstep real-time optimization

Duong Dang, Florent Lamiroux and Jean-Paul Laumond

Abstract—This paper focuses on the experiments on the HRP-2 humanoid robot using the framework of manipulation and locomotion with real-time footstep adaptation. Two classes of experiments are presented. On the one hand, a grasping task at various height level to illustrate a whole-body task in combination with locomotion. On the other, stepping over obstacle experiments illustrate the particularity of humanoid robots. In all presented examples, footsteps are considered as a part of the robot’s kinematic chain and are resolved as an optimization problem along with other degrees of freedom of the robot. The environment is perceived by the stereo vision system mounted on the robot which closes the loop with the control through a online footstep adaptation scheme.

Index Terms—locomotion, footsteps, adaptation, reactive, real-time, visual servoing

I. INTRODUCTION

A. Problem statement and related works

THE high degree of redundancy and legged locomotion are two of the particularities that make the humanoid robotics research field both challenging and exciting. Either with a small size, miniature like robot or with a large size humanoid such as HRP-2, the researcher is provided with a formidable platform that is complex, highly redundant and capable of performing a large set of manipulation tasks. With legs, a humanoid robot can access to an environment specifically built for human, interact with that environment in an interesting way, such as climbing up a stair case, jumping over obstacles, tasks that cannot be done by other type of robots, such as, say a wheeled mobile robot. If numerous works have been carried out in both manipulation and locomotion, the two aspects are usually treated as independent problems. Whole-body tasks are often considered completely separate from the footsteps.

Walking and running locomotion has been studied by a number of research group, [1]–[7], notably with the introduction of the Zero Moment Point (ZMP), the analysis of the cart model and the inverted pendulum.

On manipulation side, task-based methods have been developed since the eighties of the last century for industrial robot and robotic arms, [8], [9]. These methods have been extended to humanoids in recent years as more and more robots have been made available for research [10]–[12].

Online generation of footsteps have been studied previously by several research groups [13]–[17]. These online footstep generation methods use search algorithms, which are good at finding a feasible solution without an emphasize on the

optimality of the problem. This might results in unpredictable and “unnatural” footsteps and in practice leads to failure during experiment due to physical limitation of humanoid robots. In addition, whole-body manipulation is not integrated into the stepping decision.




Fig. 1. Experiments on HRP-2 using the real-time footstep optimization. Videos available at www.homepages.laas.fr/nddang/hm12

Kanoun et al. [18] has the idea of considering footsteps as parts of the robot kinematics and is driven by “whole-body” tasks. The notion of “whole-body” in this case is expanded to the virtual degrees of freedom related to locomotion. Footstep placement is then resolved in an optimization problem, in harmony with the upper-body movement. This way of reasoning about locomotion has been put together into a framework presented in [19] which combines the manipulation, locomotion with a reactive footstep adjustment scheme in closed loop with perception. The goals of this framework are:

- Seamlessly integrate locomotion with whole body movement. Footsteps are considered as part of the robot and are dictated by the task applied to the augmented robot.
- Build a reactive scheme that helps the robot achieve the task even if the environment is changed during execution.
- Resolve the foot placement by optimization so that it preserves the optimality, hence, the high feasibility of the movement.
- Integrate with on-robot stereo vision to make the movement the most robust and portable possible.

D. Dang, J-P. Laumond and F. Lamiroux are with CNRS, LAAS, 7, avenue du Colonel Roche, F-31077 Toulouse, France. nddang@laas.fr

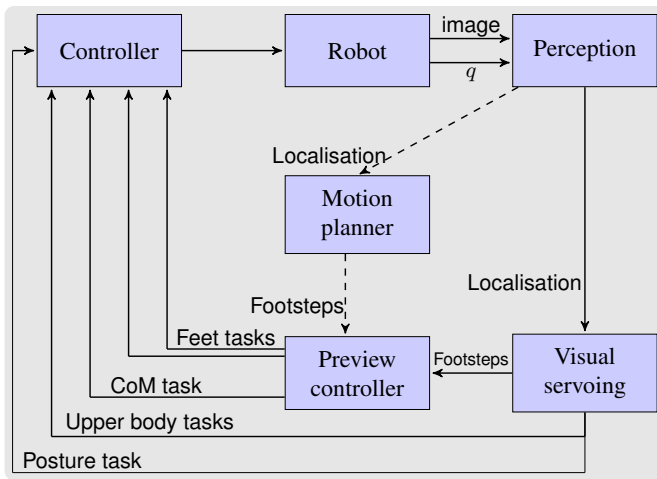


Fig. 2. Information flow of the framework. Dotted line means compute only once

Moreover, combined with a prior motion planning step, the method is less subject to local minima than classical numerical optimization approaches.

B. Contribution

This paper is the follow up of the primarily work introduced in [19]. The laid out framework is demonstrated in a number of new experimental situations (Figure 1). The implementation of stereo-vision on the HRP-2 robot is also improved to achieve tasks such as precise object grasping.

In addition, a new type of experiments is introduced (section III-B) illustrating the real-time footstep adjustment scheme in the typical context of humanoid robots, i.e. stepping over objects.

The representation of footsteps as the robot’s extra degrees of freedom can be used to calculate the initial footsteps as well as to adapt these footsteps on the fly during the experiment. The framework is flexible enough to take as input any initial footsteps sequence and adapt them in real-time.

II. APPROACH AND TOOLS

Figure 2 depicts the global architecture of the framework. The planner plays the role of a “visual servo” for footsteps. It optimizes the stepping sequence in real-time and in closed-loop with the vision system. The controller takes as input the information from the visual servo and resolves the prioritized hierarchy of the corresponding primary tasks to send command to the robot in real-time. The perception system includes an automatic calibration process which improves precision and allows the framework to perform precise tasks such as grasping.

A. Perception

The tracking method on the robot is the broadly used CAMShift [20] algorithm. The tracked 2D object is then projected into the PCL [21] point cloud. Once outliers have been filtered out, one obtains the 3D-points on the object, hence its estimated position (Figure 3. 4.).

Automatic extrinsic parameter calibration: One major modification of the perception module is a better extrinsic parameter calibration. An automatic process has been developed which involved moving a chessboard fixed to the hand of the robot. During calibration, the robot hand was moved inside the vision field of the robot. (Figure 5) The recorded poses of the chessboard and corresponding joint angles are then recorded. The data is processed and fed to a calibrator using Tsai et. al. algorithm [22]. This automatic calibration process helped significantly improve the performance of the vision system and allowed the robot to achieve tasks with better precision. The calibration process is available as a ROS package on the paper website.

B. Step deformation by localstepper

In the same spirit the “elastic band” introduced by [23], [24] which connected path-planning and control for wheeled mobile robots, this framework uses optimisation to reactively build and adjust footsteps in real-time, hence provides the control corrections in a timely manner.

The core of *localstepper* is presented by Kanoun et al. [18]. The main idea here is to consider each footstep as a virtual link with three degrees of freedom (Figure 6). The augmented robot will be then resolved with the prioritized set of task, subjected to various constraints such as self-collision, obstacle avoidance, etc. With the introduction if inequality tasks, the constraints simply become tasks and are added to the prioritized set at the highest priorities. Let J_i and e_i are the Jacobians and errors corresponding to task i , in an hierarchy of k successive tasks, the resolution of the robot state vector \mathbf{q} is summarized as follows




Fig. 3. 2D tracking



Fig. 4. Projection into the point cloud




Fig. 5. Hand-eye calibration process

Find $\dot{q}^* \in S_k$:

$$S_0 = \mathfrak{R}^n$$

$$S_i = \arg \left\{ \min_{\dot{q} \in S_{i-1}} \frac{1}{2} \|J_i \dot{q} - e_i\|^2 \right\} \text{ for equality tasks}$$

$$S_i = \arg \left\{ \min_{w, \dot{q} \in S_{i-1}} \frac{1}{2} \|w\|^2 \quad \text{s.t.} \quad J_i \dot{q} - e_i \leq w \right\} \text{ for inequality tasks}$$

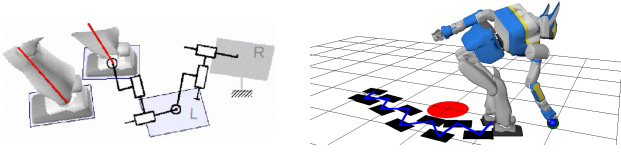


Fig. 6. Each footstep as a virtual link with 3 degrees of freedom Fig. 7. Deployment of the augmented robot

At the end of the process, (Figure 7) one obtains from the resulting \mathbf{q}

- The footprints (the first $3n$ terms in \mathbf{q} if the robot was to perform n steps).
- The final posture (the rest of the terms).

C. StackofTasks

The controller in the framework is the *StackOfTask*, [25]–[27]. The role of this controller is to find out, given a prioritized stack of tasks and within the limit of the control cycle, the control law $\dot{\mathbf{q}}_i$.

In the case of a single task, this control law is simply

$$\dot{\mathbf{q}}_i = -\lambda J_i^+ \mathbf{e}_i \quad (1)$$

J_i^+ is the pseudo-inverse of the Jacobian J_i . \mathbf{e}_i is the difference between desired feature \mathbf{s}_i^* (i.e. a position in operational space, a posture, etc.) and its current value \mathbf{s}_i :

$$\mathbf{e}_i = \mathbf{s}_i - \mathbf{s}_i^* \quad (2)$$

The control law on a prioritized set of tasks is written as [28]:

$$\dot{\mathbf{q}}_i = \dot{\mathbf{q}}_{i-1} + \lambda_i \bar{J}_i^+ (\dot{\mathbf{e}}_i - J_i \dot{\mathbf{q}}_{i-1}), \quad \dot{\mathbf{q}}_1 = \lambda_1 \bar{J}_1^+ \dot{\mathbf{e}}_1 \quad (3)$$

when \bar{J}_i is the projection of J_i in the null space of the augmented Jacobian

$$J_i^A = [J_1, J_2, \dots, J_{i-1}]^T \quad (4)$$

$$\bar{J}_i = J_i P_{i-1}^A, \quad P_i^A = I - (J_i^A)^+ J_i^A \quad (5)$$

\bar{J}_1^+ is simply J_1^+ . One recovers (1) if there is one task in the stack. This formulation guarantees that the task at i th stage does not disturb the previous tasks, i.e. with higher priority.

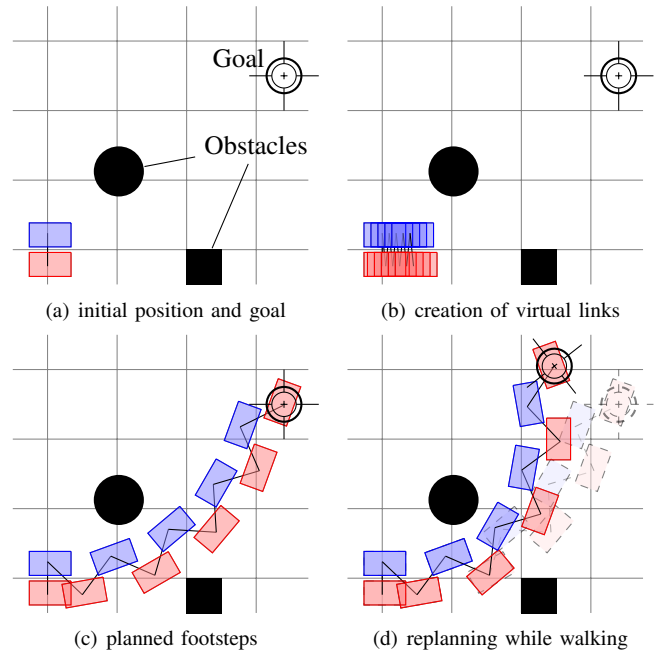


Fig. 8. Stepping towards a goal with localstepper

D. Pattern generator

The output of the planner, i.e. footprints is fed to a real-time pattern generator presented by Stasse et. al. [29] with the underlying algorithm proposed by Morisawa et. al. [5], [6], [30]. The role of the pattern generator is to generate trajectories of operational points (feet, center of mass), which can be used directly by the controller, as well as the ZMP's trajectory which is fed to the stabilizer on the robot.

III. EXPERIMENTS

Figure 2 shows the information flow during the experiments. The ‘‘Upper body tasks’’ arrow can be omitted in section III-A and III-B as these experiments involve only footstep placements.

A. Stepping towards a goal

This is the first application of the localstepper concept. Suppose that the robot needs to go to a goal position while avoiding r holes on the ground (Figure 8(a)). To achieve this goal, an initial sequence of n footsteps is added to the robot. In localstepper frameworks, this is translated into $3n$ additional degrees of freedom added to the robot kinematic chain. (Figure 8(b)). Since the upper body is not subject to a specific task, the optimization problem presented in II-B will simplify and only act on the vector \mathbf{q} representing the additional $3n$ degree of freedom.

$$\arg \min_{q \in \mathcal{R}^{3n}} \|X_{final_step} - X_{goal}\| \quad (6)$$

$$\text{subject to } q_{min}^i \leq q^i \leq q_{max}^i, \forall i \in 1, 2 \dots 3n \quad (7)$$

$$D_{self_collision}^{ij} > 0, \forall i \neq j \in 1, 2 \dots n \quad (8)$$

$$D_{obstacle_step}^{ij} > 0, \forall i \in 1, 2 \dots n \text{ and } j \in 1, 2 \dots r \quad (9)$$

Where X_{final_step} and X_{goal} are 3 dimensional vector representing footsteps (x, y, θ) .

The resulting footstep (Figure 8(c)) is then executed by the robot. When the goal moves, the footsteps are updated during experiment by resolving the same optimization problem. Since the initial guess of the new optimization problem is the current solution, provided the goal moves at reasonable pace, the optimization process is quick and takes typically tens of milliseconds to compute, more than enough for the control to change the footsteps reactively (the stepping period on the HRP-2 robot is 0.8s.)

B. Stepping over obstacles

In this experiment, the task assigned to the robot is to overcome a long cylindrical bar. The bar is long enough and its unknown characteristics make it impossible for the robot to step upon. This example illustrates a main specificity of legged locomotion.

To achieve the assigned task, the robot has to step over the obstacle whose position is estimated by the stereo vision system mounted on the robot. As any stereo system, the precision of the estimated position gets better when the robot gets closer to the tracked object (bar). Moreover, the bar is also intentionally moved by a human during the experiment. As a result, either to take into account the updated perceived position or a real displacement of the object, there is a need of reactive footstep adjustment.

1) *Compute initial stepping sequence:* As localstepper takes initial footprints and initial robot configuration as inputs, a stepping sequence computed by any method can be fed to localstepper. For instance, the 3D swept volume method as describe in [13] which allows stepping over obstacles up can be used as the initial sequence.

2) *Online deformation:* As the perceived position of the obstacle is continuously updated plus the fact that the obstacle might be moved during the experiment; the footsteps have to be recalculated as fast as possible.

Provided that form of the obstacle is unchanged (long cylindrical bar with known diameter), the robot only needs to make sure that the two subsequent steps that cross the bar stay unchanged *with respect to the bar*. We then recover the same situation as described in III-A: stepping towards a moving target.

The footstep adjustment scheme for the stepping over experiment can be written as algorithm 1, when x_0, y_0, x are three-dimensional vectors in the footprint coordinate (x, y, θ) .

Algorithm 1 Footstep adjustment for stepping over experiment

Require: current plan.

Ensure: new plan

- 1: $x_0 \leftarrow$ initial target step
 - 2: $y_0 \leftarrow$ initial bar position
 - 3: **loop**
 - 4: $y \leftarrow$ current bar position
 - 5: new target $x \leftarrow x_0 + y - y_0$
 - 6: recompute footsteps
 - 7: **end loop**
-




Fig. 9. Stepping over a bar on HRP-2

3) *Experiment:* In the experiment depicted in Figure 9, the bar is marked by a color orange band and detected by the module detailed in II-A.

Thanks to the online optimization scheme, the robot has no problem crossing both a fixed and a mobile bar. Figure 10 describes how the bar is tracked during the movement, Figure 11 depicts the estimated position of the bar.




Fig. 10. Tracked bar by the robot

C. Grasping objects

1) *Stepping as a side effect of upper-body task:* As presented in [18], [19], one important point to be noted here is the fact that stepping is simply the result of the upper-body task, in this case, the grasping task. By considering footsteps parts of the robot's kinematic chain, the resolution of the

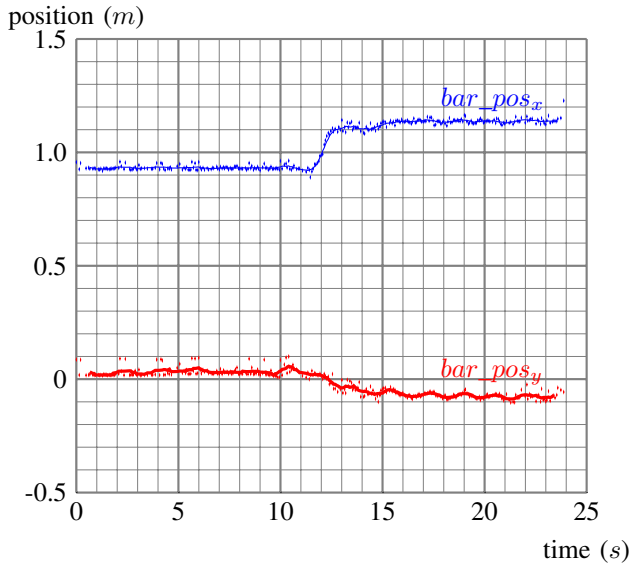


Fig. 11. Perceived position of the bar (x and y components) which is moved while the robot is walking (around second 12)

Goal modification (m)	Number of tests	Max (ms)	Min(ms)	Average (ms)
0.01	180	16	8	10.7
0.02	180	38	7	11.4
0.05	180	12	9	11.0
0.1	180	48	9	15.5
0.2	180	23	11	20.0
0.5	180	117	15	33.6

TABLE I

CPU TIME FOR FOOTSTEP OPTIMIZATION IN A GRASPING EXPERIMENT

optimization problem presented in II-B automatically deploys the footsteps. In the same fashion, footstep deformation is also a consequence of the modification of the grasping task (target physically moves or the perceived position changes as the robot approaches the target).

2) *Online footstep optimization*: It is assumed in this experiment that the grasping target moves but the environment around it stay intact, i.e. the ball is always on the ground or on the table and no new obstacle appears during the experiment. With that assumption, one can “freeze” the posture of the standing robot. The modification of the grasping task will only affect the footsteps. The computation time (Table I) is well below the stepping period (0.8s for HRP-2 in this case) and allows a reactive walking scheme.

3) *Walking-grasping transition*: In Figure 2, the visual servo has two parts

- *localstepper* which regenerates posture and footsteps.
- a servo which feeds directly the target into the grasping task.

The perception module returns a 3D goal position. The planner only outputs the final posture and desired footsteps. An additional step is needed for the robot to use these pieces of information to generate a movement on the robot.

In order to achieve a feasible, fluid, movement, a posture task is added to the *StackOfTasks* at the lowest priority. This task does not affect the stability of the system and prepares the robot in the grasping posture even before the last step (Figure 12.).

For the grasping task, a cubic spline is used to make sure that the hand passes by the appropriate way-point to successfully grasp the object. Experiments of grasping with objects at different height and position have been carried out on the robot (Figure 12 and 13) with the possibility to move the object while the robot is walking.




Fig. 12. Walking and grasping an object at table level on HRP-2

IV. CONCLUSIONS

The combination of reactive *localstepper*, the *StackOfTasks* and the stereo vision system on the HRP-2 robot forms a powerful toolbox that can be used in a large set of applications.

Footstep deformation by *localstepper* provides a quick robust footstep planner to adapt arbitrary input stepping sequences to deal with changes in the environment.

One limitation of this footstep adjustment scheme is that it resolves a local problem. If the environment changes drastically, the planner can be stuck in local minima. To amend this limitation, the framework has to be combined with a global step planner.




Fig. 13. Walking and grasping an object at ground level on HRP-2

REFERENCES

- [1] T. Sugihara, Y. Nakamura, and H. Inoue, "Real-time humanoid motion generation through zmp manipulation based on inverted pendulum control," in *Robotics and Automation, 2002. Proceedings. ICRA '02. IEEE International Conference on*, vol. 2, 2002, pp. 1404 – 1409 vol.2.
- [2] K. Nishiwaki, S. Kagami, Y. Kuniyoshi, M. Inaba, and H. Inoue, "Online generation of humanoid walking motion based on a fast generation method of motion pattern that follows desired zmp," in *Intelligent Robots and Systems, 2002. IEEE/RSJ International Conference on*, vol. 3, 2002, pp. 2684 – 2689 vol.3.
- [3] K. Nishiwaki and S. Kagami, "High frequency walking pattern generation based on preview control of zmp," in *Robotics and Automation, 2006. ICRA 2006. Proceedings 2006 IEEE International Conference on*, may 2006, pp. 2667 –2672.
- [4] S. Kajita, F. Kanehiro, K. Kaneko, K. Yokoi, and H. Hirukawa, "The 3d linear inverted pendulum mode: a simple modeling for a biped walking pattern generation," in *Intelligent Robots and Systems, 2001. Proceedings. 2001 IEEE/RSJ International Conference on*, vol. 1, 2001, pp. 239 –246 vol.1.
- [5] S. Kajita, F. Kanehiro, K. Kaneko, K. Fujiwara, K. Harada, K. Yokoi, and H. Hirukawa, "Biped walking pattern generation by using preview control of zero-moment point," in *Robotics and Automation, 2003. Proceedings. ICRA '03. IEEE International Conference on*, vol. 2, 2003, pp. 1620 – 1626 vol.2.
- [6] S. Kajita, M. Morisawa, K. Harada, K. Kaneko, F. Kanehiro, K. Fujiwara, and H. Hirukawa, "Biped walking pattern generator allowing auxiliary zmp control," in *Intelligent Robots and Systems, 2006 IEEE/RSJ International Conference on*, 2006, pp. 2993 –2999.
- [7] S. Kagami, T. Kitagawa, K. Nishiwaki, T. Sugihara, M. Inaba, and H. Inoue, "A fast dynamically equilibrated walking trajectory generation method of humanoid robot," *Autonomous Robots*, vol. 12, pp. 71–82, 2002, 10.1023/A:1013210909840. [Online]. Available: <http://dx.doi.org/10.1023/A:1013210909840>
- [8] Y. Nakamura, H. Hanafusa, and T. Yoshikawa, "Task-priority based redundancy control of robot manipulators," *The International Journal of Robotics Research*, vol. 6, no. 2, pp. 3–15, 1987. [Online]. Available: <http://ijr.sagepub.com/content/6/2/3.abstract>
- [9] O. Khatib, "A unified approach for motion and force control of robot manipulators: The operational space formulation," *Robotics and Automation, IEEE Journal of*, vol. 3, no. 1, pp. 43 –53, 1987.
- [10] C. Ott, O. Eiberger, W. Friedl, B. Bauml, U. Hillenbrand, C. Borst, A. Albu-Schaffer, B. Brunner, H. Hirschmuller, S. Kielhofer, R. Konietschke, M. Suppa, T. Wimbock, F. Zacharias, and G. Hirzinger, "A humanoid two-arm system for dexterous manipulation," in *Humanoid Robots, 2006 6th IEEE-RAS International Conference on*, dec. 2006, pp. 276 –283.
- [11] L. Sentis and O. Khatib, "A whole-body control framework for humanoids operating in human environments," in *Robotics and Automation, 2006. ICRA 2006. Proceedings 2006 IEEE International Conference on*, May 2006, pp. 2641 –2648.
- [12] M. Gienger, H. Janssen, and C. Goerick, "Task-oriented whole body motion for humanoid robots," in *Humanoid Robots, 2005 5th IEEE-RAS International Conference on*, dec. 2005, pp. 238 –244.
- [13] N. Perrin, O. Stasse, L. Baudouin, F. Lamiroux, and E. Yoshida, "Fast humanoid robot collision-free footstep planning using swept volume approximations," *Robotics, IEEE Transactions on*, vol. 28, no. 2, pp. 427 –439, april 2012.
- [14] J. Urata, K. Nishiwaki, Y. Nakanishi, K. Okada, S. Kagami, and M. Inaba, "Online decision of foot placement using singular lq preview regulation," in *Humanoid Robots (Humanoids), 2011 11th IEEE-RAS International Conference on*, oct. 2011, pp. 13 –18.
- [15] J. Chestnutt, Y. Takaoka, M. Doi, K. Suga, and S. Kagami, "Safe adjustment regions for legged locomotion paths," in *Humanoid Robots (Humanoids), 2010 10th IEEE-RAS International Conference on*, dec. 2010, pp. 224 –229.
- [16] J. Chestnutt, M. Lau, G. Cheung, J. Kuffner, J. Hodgins, and T. Kanade, "Footstep planning for the honda asimo humanoid," in *Robotics and Automation, 2005. ICRA 2005. Proceedings of the 2005 IEEE International Conference on*, 2005, pp. 629 – 634.
- [17] S. Kagami, K. Nishiwaki, J. Kuffner, J.J., Y. Kuniyoshi, M. Inaba, and H. Inoue, "Online 3d vision, motion planning and bipedal locomotion control coupling system of humanoid robot: H7," in *Intelligent Robots and Systems, 2002. IEEE/RSJ International Conference on*, vol. 3, 2002, pp. 2557 – 2562 vol.3.
- [18] O. Kanoun, J.-P. Laumond, and E. Yoshida, "Planning foot placements for a humanoid robot: A problem of inverse kinematics," *The International Journal of Robotics Research*, vol. 30, no. 4, pp. 476–485, 2011. [Online]. Available: <http://ijr.sagepub.com/content/30/4/476.abstract>
- [19] D. Dang, F. Lamiroux, and J.-P. Laumond, "A framework for manipulation and locomotion with realtime footstep replanning," in *Humanoid Robots (Humanoids), 2011 11th IEEE-RAS International Conference on*, oct. 2011, pp. 676 –681.
- [20] G. R. Bradski, "Computer vision face tracking for use in a perceptual user interface," *Proc. of Intel Technology Journal*, 1998, 1998. [Online]. Available: <http://ci.nii.ac.jp/naid/10018740098/en/>
- [21] R. B. Rusu and S. Cousins, "3D is here: Point Cloud Library (PCL)," in *IEEE International Conference on Robotics and Automation (ICRA)*, Shanghai, China, May 9-13 2011.
- [22] R. Tsai and R. Lenz, "A new technique for fully autonomous and efficient 3d robotics hand/eye calibration," *Robotics and Automation, IEEE Transactions on*, vol. 5, no. 3, pp. 345 –358, jun 1989.
- [23] M. Khatib, H. Jaouni, R. Chatila, and J. Laumond, "Dynamic path modification for car-like nonholonomic mobile robots," in *Robotics and Automation, 1997. Proceedings., 1997 IEEE International Conference on*, vol. 4, apr 1997, pp. 2920 –2925 vol.4.
- [24] S. Quinlan and O. Khatib, "Elastic bands: connecting path planning and control," in *Robotics and Automation, 1993. Proceedings., 1993 IEEE International Conference on*, may 1993, pp. 802 –807 vol.2.
- [25] N. Mansard and F. Chaumette, "Task sequencing for high-level sensor-based control," *Robotics, IEEE Transactions on*, vol. 23, no. 1, pp. 60 –72, 2007.
- [26] N. Mansard, O. Khatib, and A. Kheddar, "A unified approach to integrate unilateral constraints in the stack of tasks," *Robotics, IEEE Transactions on*, vol. 25, no. 3, pp. 670 –685, 2009.
- [27] O. Stasse, A. Escande, N. Mansard, S. Miossec, P. Evrard, and A. Kheddar, "Real-time (self)-collision avoidance task on a hrp-2 humanoid robot," in *Robotics and Automation, 2008. ICRA 2008. IEEE International Conference on*, May 2008, pp. 3200 –3205.
- [28] B. Siciliano and J.-J. Slotine, "A general framework for managing multiple tasks in highly redundant robotic systems," in *Advanced Robotics, 1991. 'Robots in Unstructured Environments', 91 ICAR., Fifth International Conference on*, Jun. 1991, pp. 1211 –1216 vol.2.
- [29] O. Stasse, P. Evrard, N. Perrin, N. Mansard, and A. Kheddar, "Fast foot prints re-planning and motion generation during walking in physical human-humanoid interaction," in *Humanoid Robots, 2009. Humanoids 2009. 9th IEEE-RAS International Conference on*, dec. 2009, pp. 284 –289.
- [30] M. Morisawa, S. Kajita, K. Kaneko, K. Harada, F. Kanehiro, K. Fujiwara, and H. Hirukawa, "Pattern generation of biped walking constrained on parametric surface," in *Robotics and Automation, 2005. ICRA 2005. Proceedings of the 2005 IEEE International Conference on*, 2005, pp. 2405 – 2410.