



HAL
open science

Numerical simulation of an energy-transport model for partially quantized particles

Paola Pietra, Nicolas Vauchelet

► **To cite this version:**

Paola Pietra, Nicolas Vauchelet. Numerical simulation of an energy-transport model for partially quantized particles. *Communications in Mathematical Sciences*, 2014, 12 (1), pp.99-123. hal-00712086

HAL Id: hal-00712086

<https://hal.science/hal-00712086>

Submitted on 26 Jun 2012

HAL is a multi-disciplinary open access archive for the deposit and dissemination of scientific research documents, whether they are published or not. The documents may come from teaching and research institutions in France or abroad, or from public or private research centers.

L'archive ouverte pluridisciplinaire **HAL**, est destinée au dépôt et à la diffusion de documents scientifiques de niveau recherche, publiés ou non, émanant des établissements d'enseignement et de recherche français ou étrangers, des laboratoires publics ou privés.

Numerical simulations of an energy-transport model for partially quantized particles.

P. Pietra^a and N. Vauchelet^{b,c,1}

^a Istituto di Matematica Applicata e Tecnologie Informatiche “Enrico Magenes”, CNR,
Via Ferrata 1, 27100 Pavia, Italy

^b UPMC Univ Paris 06, UMR 7598, Laboratoire Jacques-Louis Lions, F-75005, Paris, France

^c CNRS, UMR 7598, Laboratoire Jacques-Louis Lions, F-75005, Paris, France

E-mail addresses: `paola.pietra@imati.cnr.it`; `vauchelet@ann.jussieu.fr`.

Abstract

A coupled quantum-classical model describing the transport of electrons confined in nanoscale semiconductor devices is considered. Using the subband decomposition approach allows to separate the transport directions from the confinement direction. The motion of the gas in the transport direction is assumed to be classical. Then a hierarchy of adiabatic quantum-classical model is obtained, leading to subband SHE and energy-transport models, with explicit expression of the diffusion coefficients. The energy-transport-Schrödinger-Poisson model is then used for the numerical simulation of the transport of the electron gas in an ultra-scaled Double-Gate-MOSFET.

Keywords : Schrödinger equation, energy-transport system, subband model, nanotransistor, Gummel iterations, mixed finite elements.

AMS Subject Classification : 65M60, 65Z05, 82D37, 82D80, 35J10, 76P05.

1 Introduction

In nanoscale semiconductor devices, electrons might be extremely confined in one or several directions referred to as the confining direction. This leads to a partial quantization of the energy which can be modelled by the subband decomposition method [32]. This subband decomposition approach allows to separate the confinement direction from the transport direction. Thanks to the reduction of the dimension of the transport problem, the computational gain is significant. In the confined direction electrons behave like waves; the system is at thermodynamical equilibrium and it is described by a statistical mixture of eigenstates of a Schrödinger-Poisson system. In the transport direction the transport can be of classical [8, 7] or quantum nature [32].

Here, we are interested in deriving adiabatic quantum-classical models accounting for thermal effects, aiming at accurate and efficient numerical simulation of confined devices. In [9] several spherical harmonic expansion (SHE) models incorporating quantum effects are proposed. However, with their strategy the obtained models have a complicated non-local structure which is not suitable for numerical purposes. Quantum energy-transport

¹ *Corresponding author.*

and quantum drift-diffusion models have been derived in [16] using the strategy of quantum moments, as well as in [25]. These models involve a quantum chemical potential that depends on the density in a non-local way. In this work we follow the complementary strategy proposed in [7] where the subband model is derived first, then a diffusive approximation of the adiabatic Boltzmann equation is performed to obtain coupled quantum-fluid models (spherical harmonic expansion and energy-transport). The subband energy-transport (ET) model in [7], directly derived from the Boltzmann equations (as in e.g. [6] for the classical case), is, however, not immediately suited for numerical simulations, since the diffusion coefficients are not given in explicit form and, moreover, the energy relaxation term is not obtained. Therefore, we propose in this work a suitable description of the dominant collision mechanisms which allows to extend the formal derivation of the spherical harmonic expansion (SHE) model given in [7]. Then a new energy-transport (ET) model is formally derived as diffusive limit from this SHE model [3].

Numerical discretization of classical ET equations has already been studied in many papers : by using mixed finite elements schemes e.g. in [15, 19, 20, 22, 27, 29], ENO schemes in [23], finite difference methods [18, 34] and finite volume schemes in [13]. In [15, 22], the authors propose a drift-diffusion reformulation which allows to use an accurate Sharfetter-Gummel scheme with exponential fitting [11] and, moreover, to decouple the ET model. However, in this quantum case, the involved form of the diffusion coefficients does not allow for a decoupled drift-diffusion reformulation. Then we will use a more traditional approach with mixed finite elements which can be directly applied since the obtained ET model turns out to be in symmetric form. Then, a Gummel type algorithm is used as outer iterations of the solution of the coupled energy-transport-Schrödinger-Poisson model, and the (non-linear) ET discrete system is solved by means of a Newton scheme. Moreover, passing to the limit in the energy relaxation term, a subband drift-diffusion equation is recovered in the form of [8] with a more accurate description of the diffusion coefficients taking into account the collisional mechanisms (see also [31] for numerical simulations). This work is then an extension of [31] to a more general collisional framework.

The outline of the paper is the following. In Section 2 we set the assumptions on the collision mechanisms and we briefly present the formal derivation of the SHE model. Then, we derive from this latter model the novel subband ET model. Finally, a subband drift-diffusion equation is obtained, as limit when the relaxation time goes to infinity. Section 3 is devoted to the numerical issues. Subsection 3.1 presents the complete stationary model, the mixed finite elements scheme is described in Subsection 3.2, and the iterative approach is outlined in Subsection 3.3. Numerical simulations of an ultra-scaled Double-Gate MOSFET are presented in Subsection 3.4.

2 Formal derivation of adiabatic fluid-quantum models

2.1 The quantum-kinetic framework

We will assume in this work that the confinement direction is one dimensional whereas the transport takes place in a two dimensional domain. The domain is denoted $\Omega = \omega \times [0, \ell]$ with $\omega \subset \mathbb{R}^2$. The first two directions, called $x \in \omega$, correspond to the classical

description of the gas, whereas in the third direction $z \in [0, \ell]$ quantum effects occur. The quantum confinement of the electron gas is described thanks to the eigen-elements of the 1D Schrödinger operator. They are denoted $(\epsilon_n, \chi_n)_{n \in \mathbb{N}^*}$ and solve the eigenvalue problem :

$$\begin{cases} -\frac{\hbar^2}{2} \frac{d}{dz} \left(\frac{1}{m^*(z)} \frac{d}{dz} \chi_n \right) + U \chi_n = \epsilon_n \chi_n, \\ \chi_n(x, \cdot) \in H_0^1(0, \ell), \quad \int_0^\ell \chi_n \chi_{n'} dz = \delta_{nn'}. \end{cases} \quad (2.1)$$

In this equation \hbar is the reduced Planck constant, m^* the effective mass. It is known that the eigenvalues ϵ_n in (2.1) form an increasing sequence tending to $+\infty$. These functions depend on the potential energy defined by $U = -eV$, where e is the elementary charge and V denotes the self-consistent electrostatic potential, solution of the Poisson equation

$$\operatorname{div}_{x,z}(\epsilon_R(x, z) \nabla_{x,z} V) = \frac{e}{\epsilon_0} (N_e - N_D). \quad (2.2)$$

Here $\epsilon_R(x, z)$ denotes the relative permittivity, ϵ_0 the permittivity constant in vacuum, $N_D(x, z)$ is the prescribed doping density and $N_e(t, x, z)$ is the electron density. This density is described by a sequence of distribution functions $(f_n)_{n \in \mathbb{N}^*}$ describing the repartition on each subband for the classical direction $x \in \omega$ and the corresponding momentum variable $k \in \mathbb{R}^2$. It is written as

$$N_e(t, x, z) = \sum_{n=1}^{+\infty} \left(\int_{\mathbb{R}^2} f_n(t, x, k) dk \right) |\chi_n|^2(t, x, z).$$

The evolution of distribution functions is governed by classical transport model in the x direction parallel to the gas. The total energy of the n th subband is defined by

$$\epsilon_n(t, x, k) = \frac{|k|^2 \hbar^2}{2m^*} + \epsilon_n(t, x). \quad (2.3)$$

Therefore the energy-band diagram of the semiconductor crystal is spherically symmetric and strictly monotone with respect to $|k|$. Then the Brillouin zone (which represents the elementary cell of the dual lattice L^*) is equal to \mathbb{R}^2 . Moreover, we point out that, in contrast with the classical counterpart, the energy-band depends on space and time. In a kinetic collisional framework, the distribution function f_n of the n th subband satisfies the rescaled Boltzmann transport equation [4, 31] :

$$\alpha^2 \partial_t f_n^\alpha + \alpha (\nabla_k \epsilon_n \cdot \nabla_x f_n^\alpha - \nabla_x \epsilon_n \cdot \nabla_k f_n^\alpha) = Q_{ld}(f^\alpha)_n + \frac{\alpha^2}{\beta} Q_e(f^\alpha)_n, \quad (2.4)$$

where Q_{ld} is the collision operator for the lattice defect collisions and Q_e is the collision operator for the elastic, non linear electron-electron collisions, accounting for intra-band scattering as well as for transitions between subbands. α and β are dimensionless parameters that satisfy $\alpha \ll \beta \ll 1$.

The main classes of lattice-defects that we shall consider are impurities and phonons [1] :

$$Q_{ld}(f) = Q_{imp}(f) + Q_{ph}(f).$$

The elastic character of the impurity scattering leads to

$$Q_{imp}(f)_n(k) := \sum_{n' \in \mathbb{N}^*} \int_{\mathbb{R}^2} \Phi_{n,n'}^{imp}(k, k') \delta(\varepsilon_n(k) - \varepsilon_{n'}(k')) (f_{n'}(t, x, k') - f_n(t, x, k)) dk',$$

where δ is the Dirac measure and the dependence on t, x of ε and Φ^{imp} has been omitted.

The cross-section is assumed to be symmetric: $\Phi_{n,n'}^{imp}(k, k') = \Phi_{n',n}^{imp}(k', k)$.

The electron-phonon collision operator is considered as

$$Q_{ph}(f)_n(k) = \sum_{n' \in \mathbb{N}^*} \int_{\mathbb{R}^2} \Phi_{n,n'}^{ph}(k, k') \\ \left[(N_{ph} + 1) \delta(\varepsilon_n(k) - \varepsilon_{n'}(k') + \alpha^2 \varepsilon_{ph}) + N_{ph} \delta(\varepsilon_n(k) - \varepsilon_{n'}(k') - \alpha^2 \varepsilon_{ph}) \right] f_{n'}(k') (1 - \eta f_n(k)) - \\ \left[(N_{ph} + 1) \delta(\varepsilon_{n'}(k') - \varepsilon_n(k) + \alpha^2 \varepsilon_{ph}) + N_{ph} \delta(\varepsilon_{n'}(k') - \varepsilon_n(k) - \alpha^2 \varepsilon_{ph}) \right] f_n(k) (1 - \eta f_{n'}(k')) dk',$$

where again, $\Phi_{n,n'}^{ph}(k, k') = \Phi_{n',n}^{ph}(k', k)$, ε_{ph} is the phonon energy, $\eta \geq 0$ is a dimensionless distribution function scaling factor and the terms $0 \leq 1 - \eta f_n \leq 1$ express the Pauli exclusion principle. N_{ph} is the phonon occupation number, given by the Bose-Einstein statistics

$$N_{ph} = \left(e^{\alpha^2 \varepsilon_{ph} / (k_B T_L)} - 1 \right)^{-1}, \quad (2.5)$$

with T_L the lattice temperature and k_B the Boltzmann constant. Formally expanding the phonon collision operator in power of α^2 , we get

$$Q_{ph}^\alpha(f) = Q_{ph,0}(f) + \alpha^2 Q_{ph,1}^\alpha(f)$$

where $Q_{ph,1}^\alpha$ is of order 1 when α goes to 0.

The electron-electron collision operator is given by [33]

$$Q_e(f)_n(k) = \sum_{n', r, s} \int_{(\mathbb{R}^2)^3} \Phi_{n,n',r,s}^e(k, k', k_1, k'_1) \delta(\varepsilon_n + \varepsilon_{n',1} - \varepsilon'_r - \varepsilon'_{s,1}) \delta(k + k_1 - k' - k'_1) \\ [f'_r f'_{s,1} (1 - \eta f_n) (1 - \eta f_{n',1}) - f_n f_{n',1} (1 - \eta f'_r) (1 - \eta f'_{s,1})] dk' dk_1 dk'_1. \quad (2.6)$$

The notation $f_{n',1}$, f'_r and $f'_{s,1}$ stands for $f_{n'}(k_1)$, $f_r(k')$ and $f_s(k'_1)$, respectively.

We define then the elastic collision operator

$$Q_0(f)_n = Q_{imp}(f)_n + Q_{ph,0}(f)_n \\ = \sum_{n' \in \mathbb{N}^*} \int_{\mathbb{R}^2} \Phi_{n,n'}^0(k, k') \delta(\varepsilon_n(k) - \varepsilon_{n'}(k')) (f_{n'}(k') - f_n(k)) dk', \quad (2.7)$$

where $\Phi_{n,n'}^0 = \Phi_{n,n'}^{imp} + (2N_{ph} + 1) \Phi_{n,n'}^{ph}$. We set

$$Q_1^\alpha(f) = Q_{ph,1}^\alpha(f) + \frac{1}{\beta} Q_e(f). \quad (2.8)$$

Then, the kinetic equation, starting point for the diffusive limits, is written in the following form

$$\alpha^2 \partial_t f_n^\alpha + \alpha (\nabla_k \varepsilon_n \cdot \nabla_x f_n^\alpha - \nabla_x \varepsilon_n \cdot \nabla_k f_n^\alpha) = Q_0(f^\alpha)_n + \alpha^2 Q_1^\alpha(f^\alpha)_n. \quad (2.9)$$

2.2 Definitions and notations

We first recall the coarea formula : for any C^1 function $g : B \mapsto \mathbb{R}$, and any test function $\psi \in C^0(B)$, we have :

$$\int_B \psi(k) dk = \int_{\mathbb{R}} \left(\int_{g^{-1}(\varepsilon)} \psi(k) \frac{dS_\varepsilon(k)}{|\nabla g(k)|} \right) d\varepsilon,$$

where $dS_\varepsilon(k)$ denotes the Euclidian surface element on the manifold $g^{-1}(\varepsilon)$. We denote $dN_\varepsilon(k) = dS_\varepsilon(k)/|\nabla g(k)|$. Taking $g(k) = |k|^2 \hbar^2 / (2m^*)$, the set of possible wave vectors of electrons belonging to the n -th subband and having total energy ε is given by $S_{\varepsilon - \varepsilon_n} = \{k \in \mathbb{R}^2 \text{ s. t. } |k|^2 = 2m^* \hbar^{-2} (\varepsilon - \varepsilon_n)\}$ and $dN_{\varepsilon - \varepsilon_n} = \frac{dS_{\varepsilon - \varepsilon_n}}{|k| \hbar^2 / m^*}$ where $dS_{\varepsilon - \varepsilon_n}$ is the surface measure of the ball $S_{\varepsilon - \varepsilon_n}$. The coarea formula leads to :

$$\sum_{n \in \mathbb{N}^*} \int_{\mathbb{R}^2} \psi_n(k) dk = \sum_{n \in \mathbb{N}^*} \int_{\varepsilon_n}^{+\infty} \left(\int_{S_{\varepsilon - \varepsilon_n}} \psi_n(k) dN_{\varepsilon - \varepsilon_n}(k) \right) d\varepsilon, \quad (2.10)$$

and

$$\sum_{n \in \mathbb{N}^*} \int_{\mathbb{R}^2} \psi_n(k) \delta\left(\varepsilon_n + \frac{|k|^2 \hbar^2}{2m^*} - \varepsilon\right) dk = \sum_{n \in \mathbb{N}^*} \int_{S_{\varepsilon - \varepsilon_n}} \psi_n(k) dN_{\varepsilon - \varepsilon_n}(k).$$

Definition 2.1 We will use the following notations :

- The density of states is defined by :

$$N(t, x, \varepsilon) := \sum_{n \in \mathbb{N}^*} \int_{S_{\varepsilon - \varepsilon_n}} dN_{\varepsilon - \varepsilon_n}(k) = 2\pi \frac{m^*}{\hbar^2} \mathcal{N}(t, x, \varepsilon),$$

where $\mathcal{N}(t, x, \varepsilon) = \max\{n \in \mathbb{N}^* / \varepsilon_n(t, x) \leq \varepsilon\}$, with the convention of $\mathcal{N}(t, x, \varepsilon) = 0$ if $\varepsilon < \varepsilon_1(t, x)$.

- The Fermi-Dirac function is given by

$$\mathcal{F}_{\mu, T}(t, x, \varepsilon) = \left(\eta + \exp\left(\frac{\varepsilon - \mu}{k_B T}\right) \right)^{-1}.$$

- We introduce the two Hilbert spaces

$$\mathbb{L}^2 := \left\{ f = (f_n)_{n \in \mathbb{N}^*}, \sum_{n=1}^{+\infty} \int_{\mathbb{R}^2} |f_n(k)|^2 dk < +\infty \right\},$$

endowed with the natural scalar product

$$\langle f, g \rangle = \sum_{n \in \mathbb{N}^*} \int_{\mathbb{R}^2} f_n(k) g_n(k) dk,$$

and

$$\mathbb{L}_{\mathcal{F}}^2 = \left\{ f \in L^2(\mathbb{R}) \text{ s. t. } \int_{\mathbb{R}} f^2(\varepsilon) \frac{d\varepsilon}{\mathcal{F}(\varepsilon)(1 - \eta \mathcal{F}(\varepsilon))} < +\infty \right\},$$

endowed with the weighted scalar product defined by

$$\langle f, g \rangle_{\mathcal{F}} = \int_{\mathbb{R}} f(\varepsilon) g(\varepsilon) \frac{d\varepsilon}{\mathcal{F}(\varepsilon)(1 - \eta \mathcal{F}(\varepsilon))}.$$

We will make the following assumption on the cross-section :

Assumption 2.2 *The coefficient $\Phi_{n,n'}^0$ satisfies, for λ_0 and λ_1 two positive constants,‘*

$$0 < \lambda_0 < \Phi_{n,n'}^0 N(t, x, \varepsilon_n) < \lambda_1, \quad \Phi_{n,n'}^0(k, k') = \Phi_{n',n}^0(k', k),$$

where N is the density of state defined above.

2.3 First macroscopic scaling : the spherical harmonic expansion model

For the sake of completeness of this work, we present in this section the limit $\alpha \rightarrow 0$ of the kinetic equation (2.9). All calculations will be done formally and we refer the reader to [7] where the rigorous derivation is studied. We consider the Hilbert expansion

$$f^\alpha = f^0 + \alpha f^1 + \alpha^2 f^2 + \dots$$

By linearity of the operator Q_0 and by identifying the term of equal powers of α in (2.9), we obtain

$$Q_0(f^0) = 0, \tag{2.11}$$

$$Q_0(f^1)_n = \frac{\hbar^2 k}{m^*} \cdot \nabla_x f_n^0 - \nabla_x \epsilon_n \cdot \nabla_k f_n^0, \tag{2.12}$$

$$Q_0(f^2)_n = \partial_t f_n^0 + \frac{\hbar^2 k}{m^*} \cdot \nabla_x f_n^1 - \nabla_x \epsilon_n \cdot \nabla_k f_n^1 - Q_1^0(f^0)_n, \tag{2.13}$$

where Q_1^0 is obtained by taking $\alpha = 0$ in the expression (2.8).

We will then make use of the following properties of the collision operator (see [7]).

Proposition 2.3 *Under Assumption 2.2, the elastic collision operator Q_0 defined in (2.7) satisfies the following properties :*

1. *The linear operator $Q_0 : \mathbb{L}^2 \mapsto \mathbb{L}^2$ is a bounded, symmetric, non-positive operator.*
2. *For any bounded function $\psi : \mathbb{R} \mapsto \mathbb{R}$, we denote $\psi(\varepsilon)_n(k) = \psi(\frac{|k|^2 \hbar^2}{2m^*} + \epsilon_n)$. Then,*

$$\forall f \in \mathbb{L}^2, \quad Q_0(\psi(\varepsilon)f) = \psi(\varepsilon)Q_0(f).$$

3. *The Kernel of Q_0 is the set*

$$\text{Ker } Q_0 = \{f \in \mathbb{L}^2, \quad \text{s.t. } \exists \psi : \mathbb{R} \rightarrow \mathbb{R}, \quad f = \psi(\varepsilon)\}.$$

4. *The range $R(Q_0)$ is closed and coincide with the orthogonal of the kernel of Q_0 given by :*

$$(\text{Ker } Q_0)^\perp = \{f \in \mathbb{L}^2, \quad \text{s.t. } \sum_{n \in \mathbb{N}^*} \int_{S_{\varepsilon - \epsilon_n}} f_n(k) dN_{\varepsilon - \epsilon_n}(k) = 0, \quad \text{for a.e. } \varepsilon \geq \epsilon_1\}.$$

From Proposition 2.3 and (2.11), we deduce that f^0 is an energy dependent function :

$$f_n^0(t, x, k) = F(t, x, \varepsilon_n).$$

Choosing $\psi : \mathbb{R} \rightarrow \mathbb{R}$ such that $k\psi(\varepsilon) \in \mathbb{L}^2$, we deduce from Proposition 2.3 that there exists a unique solution ξ in $(\text{Ker } Q_0)^\perp$ such that

$$-Q_0(\xi) = \frac{\hbar^2 k}{m^*} \psi(\varepsilon).$$

We can write $\xi = \Theta \cdot \psi(\varepsilon)$ and from the second item of Proposition 2.3, Θ is independent of the choice of the function ψ . Then, equation (2.12) leads to

$$f_n^1(t, x, k) = -\Theta_n(t, x, k) \cdot \nabla_x F(t, x, \varepsilon_n). \quad (2.14)$$

Finally, the solvability condition of equation (2.13) is that the right hand side belongs to $(\text{Ker } Q_0)^\perp$. This leads to

$$\sum_{n \in \mathbb{N}^*} \int_{S_{\varepsilon - \varepsilon_n}} (\partial_t f_n^0 + \nabla_k \varepsilon_n \cdot \nabla_x f_n^1 - \nabla_x \varepsilon_n \cdot \nabla_k f_n^1 - Q_1^0(f^0)_n) dN_{\varepsilon - \varepsilon_n}(k) = 0, \text{ for a.e. } \varepsilon \geq \varepsilon_1. \quad (2.15)$$

Let us denote

$$S_\varepsilon(F) = \sum_{n \in \mathbb{N}^*} \int_{S_{\varepsilon - \varepsilon_n}} Q_\varepsilon(F)_n dN_{\varepsilon - \varepsilon_n}(k), \quad \text{and} \quad S_1(F) = \sum_{n \in \mathbb{N}^*} \int_{S_{\varepsilon - \varepsilon_n}} Q_{ph,1}^0(F)_n dN_{\varepsilon - \varepsilon_n}(k). \quad (2.16)$$

Multiplying (2.15) by an energy-dependent test function $\phi(\varepsilon)$ and integrating with respect to the variable ε , we obtain for the first term :

$$\begin{aligned} \int_{\varepsilon_1}^{\infty} \sum_{n \in \mathbb{N}^*} \int_{S_{\varepsilon - \varepsilon_n}} \partial_t f_n^0 dN_{\varepsilon - \varepsilon_n}(k) \phi(\varepsilon) d\varepsilon &= \int_{\varepsilon_1}^{\infty} \sum_{n \in \mathbb{N}^*} \int_{S_{\varepsilon - \varepsilon_n}} (\partial_t F + \partial_\varepsilon F \partial_t \varepsilon_n) dN_{\varepsilon - \varepsilon_n}(k) \phi(\varepsilon) d\varepsilon \\ &= \int_{\varepsilon_1}^{\infty} N \partial_t F \phi(\varepsilon) d\varepsilon + \int_{\varepsilon_1}^{\infty} \partial_\varepsilon F \left(\sum_{n \in \mathbb{N}^*} \partial_t \varepsilon_n \int_{S_{\varepsilon - \varepsilon_n}} dN_{\varepsilon - \varepsilon_n}(k) \right) \phi(\varepsilon) d\varepsilon. \end{aligned}$$

Using the coarea formula (2.10), we deduce that

$$\begin{aligned} &\int_{\varepsilon_1}^{\infty} \left(\sum_{n \in \mathbb{N}^*} \int_{S_{\varepsilon - \varepsilon_n}} (\nabla_k \varepsilon_n \cdot \nabla_x f_n^1 - \nabla_x \varepsilon_n \cdot \nabla_k f_n^1) dN_{\varepsilon - \varepsilon_n}(k) \right) \phi(\varepsilon) d\varepsilon = \\ &= \sum_{n \in \mathbb{N}^*} \int_{\mathbb{R}^2} (\nabla_x \cdot \left(\frac{\hbar^2 k}{m^*} f_n^1 \right) - \nabla_k \cdot (f_n^1 \nabla_x \varepsilon_n)) \phi(\varepsilon_n) dk = \nabla_x \cdot \left(\sum_{n \in \mathbb{N}^*} \int_{\mathbb{R}^2} \frac{\hbar^2 k}{m^*} f_n^1 \phi(\varepsilon_n) dk \right) = \\ &= - \int_{\varepsilon_1}^{\infty} \nabla_x \cdot \left(\sum_{n \in \mathbb{N}^*} \int_{S_{\varepsilon - \varepsilon_n}} \frac{\hbar^2 k}{m^*} \otimes \Theta_n dN_{\varepsilon - \varepsilon_n}(k) \cdot \nabla_x F \right) \phi(\varepsilon) d\varepsilon, \end{aligned}$$

where the last identity is a consequence of (2.14). We define the diffusion matrix by

$$D(t, x, \varepsilon) := \sum_{n \in \mathbb{N}^*} \int_{S_{\varepsilon - \varepsilon_n}} \frac{\hbar^2 k}{m^*} \otimes \Theta_n dN_{\varepsilon - \varepsilon_n}(k), \quad (2.17)$$

and the current density by

$$J(t, x, \varepsilon) = -D(t, x, \varepsilon) \cdot \nabla_x F(t, x, \varepsilon). \quad (2.18)$$

With these notations, we get that in the distributional sense, equation (2.15) is equivalent to the spherical harmonic expansion (SHE) model

$$N\partial_t F + \nabla_x \cdot J - \kappa\partial_\varepsilon F = \frac{1}{\beta} S_e(F) + S_1(F), \quad (2.19)$$

where κ is given by

$$\kappa(t, x, \varepsilon) = -2\pi \frac{m^*}{\hbar^2} \partial_t \left(\sum_{n \in \mathbb{N}^*} (\varepsilon - \epsilon_n)^+ \right). \quad (2.20)$$

The notation $u^+ = \max\{0, u\}$ denotes the positive part of u . We recall moreover a property of the diffusion matrix D stated in Lemma 2.8 of [7]. We point out that the effect of the confinement is reflected in the special form of the coefficients of (2.19), which involve the subband energies.

Lemma 2.4 *The diffusion matrix $D(t, x, \varepsilon)$ define in (2.17) is a symmetric and nonnegative 2×2 matrix.*

Remark 2.5 *We end this section with a particular choice of the cross-section $\Phi_{n,n'}^0$, which allows to compute explicitly the diffusion matrix. If the cross-section is an energy-dependent function of the form*

$$\Phi_{n,n'}^0(t, x, k, k') = \Phi^0(t, x, \varepsilon_n),$$

then, after a straightforward computation, we have that

$$\Theta_n(t, x, k) = \frac{1}{\Phi^0(t, x, \varepsilon_n) N(t, x, \varepsilon_n)} \nabla_k \varepsilon_n.$$

Therefore, the diffusion matrix defined in (2.17) has the expression

$$D(t, x, \varepsilon) = \frac{\pi \hbar^2 / m^*}{\Phi^0(t, x, \varepsilon) N(t, x, \varepsilon)} \sum_{n \in \mathbb{N}^*} (\varepsilon - \epsilon_n)^+ Id. \quad (2.21)$$

2.4 Second macroscopic scaling : the energy-transport model

We start from the SHE model (2.19) and we assume that the electron-electron collision operator is dominant with respect to the second order correction of the phonon collision operator and therefore $\beta \ll 1$, in order to obtain an ET model. Passing through the SHE model, instead of starting directly from the Boltzmann equation allows to get an explicit expression of the coefficients, which is needed for numerical purpose. Moreover, the considered dominant scattering mechanisms provide an energy relaxation term in the macroscopic limiting model.

The formal limit $\beta \rightarrow 0$ in (2.19) is again performed by means of a Hilbert expansion

$$F = F^0 + \beta F^1 + \dots$$

Identifying equal powers of β implies

$$S_e(F_0) = 0, \quad (2.22)$$

$$N\partial_t F^0 + \nabla_x J^0 - \kappa\partial_\varepsilon F^0 - S_1(F^0) = D_{F^0}S_e(F^1), \quad (2.23)$$

where $D_{F^0}S_e$ denotes the Fréchet derivative of S_e at F^0 .

We summarize below some useful properties of the collision operator S_e defined in (2.16) and of its Fréchet derivative.

Proposition 2.6 *Under micro-reversibility assumptions on the cross-section Φ^e , the operator S_e satisfies the following properties :*

(i) *For all $f, g \in L^2(\mathbb{R})$, we have :*

$$\begin{aligned} & \int_{\mathbb{R}} S_e(f)(\varepsilon)g(\varepsilon)d\varepsilon = \\ &= -\frac{1}{4} \sum_{n,n',r,s} \int_{(\mathbb{R}^2)^4} \Phi_{n,n',r,s}^e \delta_\varepsilon \delta_k [f(\varepsilon_r(k'))f(\varepsilon_s(k'))(1 - \eta f(\varepsilon_n(k)))(1 - \eta f(\varepsilon_{n'}(k_1))) \\ &- f(\varepsilon_n(k))f(\varepsilon_{n'}(k_1))(1 - \eta f(\varepsilon_r(k')))(1 - \eta f(\varepsilon_s(k')))] [g'_r + g'_{s,1} - g_n - g_{n',1}] dk dk_1 dk' dk'_1. \end{aligned}$$

(ii) *kernel :*

$$\text{Ker } S_e = \{f \in L^2(\mathbb{R}); \exists \mu(t, x), T(t, x) \text{ s. t. } f(t, x, \varepsilon) = \mathcal{F}_{\mu, T}(t, x, \varepsilon)\},$$

where $\mathcal{F}_{\mu, T}$ is the so-called Fermi-Dirac distribution function (see Definition 2.1).

Proposition 2.7 *The linear operator $D_{\mathcal{F}}S_e$ satisfies*

(i) *$D_{\mathcal{F}}S_e$ is bounded, symmetric, non-positive on $\mathbb{L}_{\mathcal{F}}^2$.*

(ii) *The kernel of $D_{\mathcal{F}}S_e$ is given by*

$$\text{Ker } (D_{\mathcal{F}}S_e) = \text{Span}\{\mathcal{F}(1 - \eta\mathcal{F}), \mathcal{F}(1 - \eta\mathcal{F})\varepsilon\}$$

(iii) *The range of $D_{\mathcal{F}}S_e$ is closed and we have*

$$R(D_{\mathcal{F}}S_e) = \text{Ker } (D_{\mathcal{F}}S_e)^\perp = \left\{ f \in \mathbb{L}_{\mathcal{F}}^2 \quad / \quad \int_{\mathbb{R}} f(\varepsilon) \begin{pmatrix} 1 \\ \varepsilon \end{pmatrix} d\varepsilon = 0 \right\}.$$

These properties are an easy consequence of Proposition 3.16, Proposition 3.17 and Proposition 3.19 of [7], using the fact that :

$$\begin{aligned} \int_{\mathbb{R}} S_e(f)(\varepsilon)g(\varepsilon) d\varepsilon &= \int_{\varepsilon_1}^{+\infty} \sum_{n \in \mathbb{N}^*} \int_{S_{\varepsilon-\varepsilon_n}} Q_e(f)_n(\varepsilon)g(\varepsilon) dN_{\varepsilon-\varepsilon_n}(k)d\varepsilon \\ &= \sum_{n \in \mathbb{N}^*} \int_{\varepsilon_n}^{+\infty} \int_{S_{\varepsilon-\varepsilon_n}} Q_e(f)_n(\varepsilon)g(\varepsilon) dN_{\varepsilon-\varepsilon_n}(k)d\varepsilon \\ &= \sum_{n \in \mathbb{N}^*} \int_{\mathbb{R}^2} Q_e(f)_n(\varepsilon_n)g(\varepsilon_n) dk, \end{aligned}$$

where we use the coarea formula (2.10) for the last identity.

Formal derivation of energy-transport model. Let us come back to the formal limit $\beta \rightarrow 0$ in (2.19). Thanks to Proposition 2.6, equation (2.22) implies that there exist $\mu(t, x)$ and $T(t, x)$ such that

$$F^0(t, x, \varepsilon) = \mathcal{F}_{\mu, T}(t, x, \varepsilon) \quad (2.24)$$

From Proposition 2.7 we deduce that equation (2.23) admits a solution iff

$$\int_{\mathbb{R}} (N \partial_t F^0 + \nabla_x \cdot J^0 - \kappa \partial_\varepsilon F^0 - S_1(F^0)) \begin{pmatrix} 1 \\ \varepsilon \end{pmatrix} d\varepsilon = 0. \quad (2.25)$$

For the first term, the definition of the density of states N (see Definition 2.1) implies that $N(t, x, \varepsilon) = 2\pi \frac{m^*}{\hbar^2} n$ if $\varepsilon \in [\epsilon_n, \epsilon_{n+1})$ and vanishes for $\varepsilon < \epsilon_1$. Then

$$\begin{aligned} \int_{\mathbb{R}} N \partial_t F^0 \begin{pmatrix} 1 \\ \varepsilon \end{pmatrix} d\varepsilon &= \sum_{n \in \mathbb{N}^*} \int_{\epsilon_n}^{\epsilon_{n+1}} 2\pi \frac{m^*}{\hbar^2} n \partial_t F_0 \begin{pmatrix} 1 \\ \varepsilon \end{pmatrix} d\varepsilon \\ &= \partial_t \left(\int_{\mathbb{R}} N F^0 \begin{pmatrix} 1 \\ \varepsilon \end{pmatrix} d\varepsilon \right) - 2\pi \frac{m^*}{\hbar^2} \sum_{n \in \mathbb{N}^*} \partial_t \epsilon_n F^0(\epsilon_n) \begin{pmatrix} 1 \\ \epsilon_n \end{pmatrix}. \end{aligned}$$

Using the expression of the current (2.18), we can rewrite the second term of (2.25) :

$$\int_{\mathbb{R}} \nabla_x \cdot J^0 \begin{pmatrix} 1 \\ \varepsilon \end{pmatrix} d\varepsilon = -\nabla_x \cdot \left[\int_{\mathbb{R}} D(t, x, \varepsilon) \cdot \nabla_x F^0(t, x, \varepsilon) \begin{pmatrix} 1 \\ \varepsilon \end{pmatrix} d\varepsilon \right].$$

From (2.20), we deduce

$$\begin{aligned} \int_{\mathbb{R}} \kappa \partial_\varepsilon F^0 \begin{pmatrix} 1 \\ \varepsilon \end{pmatrix} d\varepsilon &= \sum_{n \in \mathbb{N}^*} \int_{\epsilon_n}^{\infty} 2\pi \frac{m^*}{\hbar^2} \partial_t \epsilon_n \partial_\varepsilon F^0 \begin{pmatrix} 1 \\ \varepsilon \end{pmatrix} d\varepsilon \\ &= - \sum_{n \in \mathbb{N}^*} 2\pi \frac{m^*}{\hbar^2} \partial_t \epsilon_n F^0(\epsilon_n) \begin{pmatrix} 1 \\ \epsilon_n \end{pmatrix} - \sum_{n \in \mathbb{N}^*} 2\pi \frac{m^*}{\hbar^2} \partial_t \epsilon_n \int_{\epsilon_n}^{\infty} F^0(\varepsilon) \begin{pmatrix} 0 \\ 1 \end{pmatrix} d\varepsilon, \end{aligned}$$

where we use an integration by part for the last identity. Finally, the solvability condition (2.25) writes in the following form :

$$\begin{aligned} &\partial_t \left(\int_{\mathbb{R}} N F^0 \begin{pmatrix} 1 \\ \varepsilon \end{pmatrix} d\varepsilon \right) + \sum_{n \in \mathbb{N}^*} 2\pi \frac{m^*}{\hbar^2} \partial_t \epsilon_n \int_{\epsilon_n}^{\infty} F^0(\varepsilon) \begin{pmatrix} 0 \\ 1 \end{pmatrix} d\varepsilon \\ -\nabla_x \cdot \left[\int_{\mathbb{R}} D(t, x, \varepsilon) \cdot \nabla_x F^0(t, x, \varepsilon) \begin{pmatrix} 1 \\ \varepsilon \end{pmatrix} d\varepsilon \right] &= \int_{\mathbb{R}} S_1(F^0) \begin{pmatrix} 1 \\ \varepsilon \end{pmatrix} d\varepsilon. \end{aligned} \quad (2.26)$$

Let us denote by ρ and $\rho \mathcal{E}$ the charge density and the energy density, respectively, associated to the Fermi-Dirac distribution function $\mathcal{F}_{\mu, T}$:

$$\rho_{\mu, T}(t, x) := \int_{\mathbb{R}} N \mathcal{F}_{\mu, T}(t, x, \varepsilon) d\varepsilon = \sum_{n \in \mathbb{N}^*} \int_{\mathbb{R}^2} \mathcal{F}_{\mu, T}(t, x, \varepsilon_n) dk, \quad (2.27)$$

$$\rho \mathcal{E}_{\mu, T}(t, x) := \int_{\mathbb{R}} N \mathcal{F}_{\mu, T}(t, x, \varepsilon) \varepsilon d\varepsilon = \sum_{n \in \mathbb{N}^*} \int_{\mathbb{R}^2} \varepsilon_n \mathcal{F}_{\mu, T}(t, x, \varepsilon_n) dk. \quad (2.28)$$

We can state easily that for a Fermi-Dirac function, we have

$$\nabla_x \mathcal{F}_{\mu,T}(t, x, \varepsilon) = -\mathcal{F}_{\mu,T}(1 - \eta \mathcal{F}_{\mu,T}) \left(\varepsilon \nabla_x \left(\frac{1}{k_B T} \right) - \nabla_x \left(\frac{\mu}{k_B T} \right) \right).$$

Then, equation (2.26) reads, using $\int_{\mathbb{R}} S_1(\mathcal{F}) d\varepsilon = 0$,

$$\partial_t \rho_{\mu,T} - \nabla_x \cdot J_1 = 0, \quad (2.29)$$

$$\partial_t (\rho \mathcal{E}_{\mu,T}) + \sum_{n \in \mathbb{N}^*} 2\pi \frac{m^*}{\hbar^2} \partial_t \epsilon_n \int_{\epsilon_n}^{\infty} \mathcal{F}_{\mu,T}(t, x, \varepsilon) d\varepsilon - \nabla_x \cdot J_2 = W, \quad (2.30)$$

where we denote

$$J_1 := \int_{\mathbb{R}} D(t, x, \varepsilon) \cdot \nabla_x \mathcal{F}_{\mu,T}(t, x, \varepsilon) d\varepsilon = \mathbb{D}_{00} \nabla_x \left(\frac{\mu}{k_B T} \right) - \mathbb{D}_{01} \nabla_x \left(\frac{1}{k_B T} \right), \quad (2.31)$$

$$J_2 := \int_{\mathbb{R}} \varepsilon D(t, x, \varepsilon) \cdot \nabla_x \mathcal{F}_{\mu,T}(t, x, \varepsilon) d\varepsilon = \mathbb{D}_{10} \nabla_x \left(\frac{\mu}{k_B T} \right) - \mathbb{D}_{11} \nabla_x \left(\frac{1}{k_B T} \right), \quad (2.32)$$

and where the diffusion coefficients are defined by

$$\mathbb{D}_{ij}(t, x) = \int_{\mathbb{R}} D(t, x, \varepsilon) \varepsilon^{i+j} \mathcal{F}_{\mu,T}(1 - \eta \mathcal{F}_{\mu,T}) d\varepsilon, \quad \text{for } i, j = 0, 1, \quad (2.33)$$

with D being defined in (2.17). The system (2.29)–(2.33) forms the energy-transport model in the transport direction for a partially confined electron gas. We recover the general form for energy-transport models for semiconductors (see [3, 4, 24] and references therein). The right hand side of the energy equation (2.30) is the so-called relaxation term W and it is defined by

$$W := \int_{\mathbb{R}} \varepsilon S_1(\mathcal{F}_{\mu,T}) d\varepsilon = \sum_{n \in \mathbb{N}^*} \int_{\epsilon_n}^{+\infty} \left(\int_{S_{\varepsilon-\epsilon_n}} Q_{ph,1}^0(f)_n dN_{\varepsilon-\epsilon_n}(k) \right) \varepsilon d\varepsilon. \quad (2.34)$$

As for the SHE model (2.19), the presence of the subband energies in the diffusion matrix and in the relaxation term reflects the effect of the confinement in the transport equation.

Then we have the following important property for the diffusion matrix which is an easy consequence of expression (2.33) and Lemma 2.4.

Lemma 2.8 *The diffusion matrix*

$$\mathcal{D} := \begin{pmatrix} \mathbb{D}_{00} & \mathbb{D}_{01} \\ \mathbb{D}_{10} & \mathbb{D}_{11} \end{pmatrix}$$

is a symmetric and positive definite matrix.

Remark 2.9 *After straightforward calculations, we can have an explicit expression of ρ and $\rho \mathcal{E}$. In fact,*

$$\rho_{\mu,T}(t, x) = \sum_{n \in \mathbb{N}^*} \int_{\epsilon_n}^{\epsilon_{n+1}} 2\pi \frac{m^*}{\hbar^2} n \mathcal{F}_{\mu,T}(t, x, \varepsilon) d\varepsilon = \frac{2\pi m^* k_B T}{\eta \hbar^2} \sum_{n \in \mathbb{N}^*} \log(1 + \eta \exp(\frac{\mu - \epsilon_n}{k_B T})),$$

$$\rho\mathcal{E}_{\mu,T}(t,x) = \sum_{n \in \mathbb{N}^*} 2\pi \frac{m^*}{\hbar^2} n \int_{\epsilon_n}^{\epsilon_{n+1}} \epsilon \mathcal{F}_{\mu,T}(t,x,\epsilon) d\epsilon$$

if $\eta > 0$. For Boltzmann statistics $\eta = 0$, we have

$$\rho_{\mu,T}(t,x) = \sum_{n \in \mathbb{N}^*} 2\pi \frac{m^*}{\hbar^2} k_B T(t,x) \exp\left(\frac{\mu(t,x) - \epsilon_n(t,x)}{k_B T(t,x)}\right), \quad (2.35)$$

$$\rho\mathcal{E}_{\mu,T}(t,x) = \sum_{n \in \mathbb{N}^*} 2\pi \frac{m^*}{\hbar^2} k_B T(t,x) (\epsilon_n(t,x) + T(t,x)) \exp\left(\frac{\mu(t,x) - \epsilon_n(t,x)}{k_B T(t,x)}\right). \quad (2.36)$$

2.5 Relaxation term W

The relaxation term defined in (2.34) measures the influence of the interaction of phonons with the charge carriers. In [31] we have formally established that a diffusion limit of the kinetic Boltzmann transport equation coupled to subband model in the scaling of dominant phonon-electron interaction leads to a drift-diffusion system in the transport direction coupled to the subband model. Using the coarea formula we can rewrite (2.34) as

$$W = \sum_{n \in \mathbb{N}^*} \int_{\mathbb{R}^2} \epsilon_n Q_{ph,1}^0(\mathcal{F}_{\mu,T}) dk.$$

Moreover, we have

$$\begin{aligned} \sum_{n \in \mathbb{N}^*} \int_{\mathbb{R}^2} \epsilon_n Q_{ph}^\alpha(\mathcal{F}_{\mu,T})_n dk &= \sum_{n,n'} \int_{\mathbb{R}^4} \Phi_{n,n'}^{ph}(k,k') \\ & \left[(N_{ph} + 1) \delta(\epsilon_n - \epsilon'_{n'} + \alpha^2 \epsilon_{ph}) + N_{ph} \delta(\epsilon_n - \epsilon'_{n'} - \alpha^2 \epsilon_{ph}) \right] \epsilon_n \mathcal{F}'_{n'} (1 - \eta \mathcal{F}_n) - \\ & \left[(N_{ph} + 1) \delta(\epsilon'_{n'} - \epsilon_n + \alpha^2 \epsilon_{ph}) + N_{ph} \delta(\epsilon'_{n'} - \epsilon_n - \alpha^2 \epsilon_{ph}) \right] \epsilon_n \mathcal{F}_n (1 - \eta \mathcal{F}'_{n'}) dk dk', \end{aligned}$$

where the notation $\epsilon'_{n'}$, \mathcal{F}_n and $\mathcal{F}'_{n'}$ stands, respectively, for $\epsilon_{n'}(k')$, $\mathcal{F}_{\mu,T}(\epsilon_n)$ and $\mathcal{F}_{\mu,T}(\epsilon'_{n'})$. Since the Fermi-Dirac distribution function is energy-dependent, we have

$$\begin{aligned} \sum_{n \in \mathbb{N}^*} \int_{\mathbb{R}^2} \epsilon_n Q_{ph}^\alpha(\mathcal{F}_{\mu,T})_n dk &= \sum_{n,n'} \int_{\mathbb{R}^4} \Phi_{n,n'}^{ph}(k,k') (1 - \eta \mathcal{F}'_{n'}) (1 - \eta \mathcal{F}_n) \\ & \left[(N_{ph} + 1) \delta(\epsilon_n - \epsilon'_{n'} + \alpha^2 \epsilon_{ph}) + N_{ph} \delta(\epsilon_n - \epsilon'_{n'} - \alpha^2 \epsilon_{ph}) \right] \epsilon_n M'_{n'} - \\ & \left[(N_{ph} + 1) \delta(\epsilon'_{n'} - \epsilon_n + \alpha^2 \epsilon_{ph}) + N_{ph} \delta(\epsilon'_{n'} - \epsilon_n - \alpha^2 \epsilon_{ph}) \right] \epsilon_n M_n dk dk', \end{aligned}$$

where $M_n = e^{(\mu - \epsilon_n)/(k_B T)}$ is the Maxwellian and it satisfies $\mathcal{F}_n = M_n (1 - \eta \mathcal{F}_n)$. Moreover,

$$\begin{aligned} \sum_{n \in \mathbb{N}^*} \int_{\mathbb{R}^2} \epsilon_n Q_{ph}^\alpha(\mathcal{F}_{\mu,T})_n dk &= \sum_{n,n'} \int_{\mathbb{R}^4} \Phi_{n,n'}^{ph}(k,k') (1 - \eta \mathcal{F}'_{n'}) (1 - \eta \mathcal{F}_n) \\ & \left(\delta(\epsilon_n - \epsilon'_{n'} + \alpha^2 \epsilon_{ph}) [(N_{ph} + 1) M'_{n'} - N_{ph} M_n] \epsilon_n - \right. \\ & \left. \delta(\epsilon'_{n'} - \epsilon_n + \alpha^2 \epsilon_{ph}) [(N_{ph} + 1) M_n - N_{ph} M'_{n'}] (\epsilon'_{n'} + \alpha^2 \epsilon_{ph}) \right) dk dk'. \end{aligned}$$

By changing the variable ε_n with ε'_n in the first term of the sum, we notice that only the α^2 -factor term does not vanish in this last identity, which can be rewritten as

$$\begin{aligned} & \sum_{n,n'} \int_{\mathbb{R}^4} \Phi_{n,n'}^{ph} (1 - \eta \mathcal{F}'_{n'}) (1 - \eta \mathcal{F}_n) \varepsilon_{ph} \delta(\varepsilon_n - \varepsilon'_n - \alpha^2 \varepsilon_{ph}) [N_{ph} M'_{n'} - (N_{ph} + 1) M_n] dk dk' = \\ & \sum_{n,n'} \int_{\mathbb{R}^4} \Phi_{n,n'}^{ph} (1 - \eta \mathcal{F}'_{n'}) (1 - \eta \mathcal{F}_n) \varepsilon_{ph} \delta(\varepsilon_n - \varepsilon'_n - \alpha^2 \varepsilon_{ph}) N_{ph} M_n (e^{\frac{\alpha^2 \varepsilon_{ph}}{k_B T}} - e^{\frac{\alpha^2 \varepsilon_{ph}}{k_B T_L}}) dk dk', \end{aligned}$$

where the phonon occupation number N_{ph} is defined in (2.5). Letting $\alpha \rightarrow 0$, we have that $N_{ph} (e^{\alpha^2 \varepsilon_{ph}/k_B T} - e^{\alpha^2 \varepsilon_{ph}/k_B T_L}) \rightarrow T_L (\frac{1}{T} - \frac{1}{T_L})$. Thus

$$W = T_L \left(\frac{1}{T} - \frac{1}{T_L} \right) \sum_{n,m} \int_{\mathbb{R}^4} \Phi_{n,n'}^{ph}(k, k') \mathcal{F}_n (1 - \eta \mathcal{F}_n) \varepsilon_{ph} \delta(\varepsilon_n - \varepsilon'_n) dk dk'. \quad (2.37)$$

The following lemma proves that W is a temperature relaxation term which relaxes T to the lattice temperature T_L .

Lemma 2.10 *Let W be defined in (2.34). Then, we have*

$$W \cdot (T - T_L) \leq 0.$$

Proof. The proof of this result is an immediate consequence of (2.37). \square

2.6 Formal derivation of drift-diffusion equation.

In the case where the electron-phonon scattering is dominant, after a rescaling we have $W = \frac{1}{\gamma} \widetilde{W}$ with a parameter $\gamma \ll 1$. Then equation (2.30) with expression (2.37) implies that formally in the limit $\gamma \rightarrow 0$, we have $T = T_L$. Then (2.29) leads to the well-known drift-diffusion model

$$\partial_t \rho_\mu - \nabla_x \left(\frac{\mathbb{D}_{00}}{k_B T_L} \nabla_x \mu \right) = 0. \quad (2.38)$$

Moreover, assuming $\eta = 0$, the equilibrium is then given by a Boltzmann statistics. We deduce therefore from (2.35) that for $T = T_L$

$$\rho_\mu = 2\pi \frac{m^*}{\hbar^2} k_B T_L e^{\mu/k_B T_L} \sum_{n \in \mathbb{N}^*} e^{-\varepsilon_n/k_B T_L}. \quad (2.39)$$

Then

$$\nabla_x \rho_\mu = \frac{1}{k_B T_L} \rho_\mu \nabla_x \mu + \rho_\mu \frac{\nabla_x (\sum_n e^{-\varepsilon_n/k_B T_L})}{\sum_n e^{-\varepsilon_n/k_B T_L}}.$$

We can introduce as in [8] the effective potential energy defined by

$$V_s = -k_B T_L \log \left(\sum_{n \in \mathbb{N}^*} e^{-\varepsilon_n/k_B T_L} \right). \quad (2.40)$$

Then, we have

$$\rho_\mu \nabla_x \mu = (k_B T_L \nabla_x \rho_\mu + \rho_\mu \nabla_x V_s),$$

such that, denoting $\mathbb{D} = \mathbb{D}_{00}/\rho_\mu$, we recover from (2.38) the standard formulation of the drift-diffusion system [8] :

$$\partial_t \rho_\mu - \nabla_x \cdot (\mathbb{D}(k_B T_L \nabla_x \rho_\mu + \rho_\mu \nabla_x V_s)) = 0. \quad (2.41)$$

Remark 2.11 *We conclude the section noticing the similarities and the differences between the classical and the partially confined energy-transport model. Due to partial confinement in the z direction, the electron density in the transport direction contains T as factor rather than $T^{3/2}$. Moreover, we point out that the system (2.29)-(2.33) in the variables $\mu/k_b T$, $-1/k_b T$ is in symmetric form, with the electric forces appearing in the diffusion coefficients through the eigenenergies ϵ_n (which in turns depend on the electrostatic potential). In the partially confined framework, the diffusive limiting process brought directly to a set of variables which can be interpreted as dual entropy variables (using the denomination of nonequilibrium thermodynamics [17, 26]). In this framework, T can be interpreted as electron temperature, and the variable μ as quasi-Fermi potential energy. This fact is clear considering the drift-diffusion model (2.41). Indeed, using the effective potential energy V_s defined in (2.40), we can write the electron density (2.39) as*

$$\rho_\mu = 2\pi \frac{m^*}{\hbar^2} k_B T_L e^{(\mu - V_s)/k_B T_L},$$

which gives the classical relation between electron density and quasi-Fermi energy. A chemical potential can then be defined as $\mu_{chem} = \mu - V_s$.

3 Numerical simulation

The device we are modelling in this work is a nanoscale Double-Gate MOSFET (Metal Oxide Semiconductor Field Effect Transistor) such as in [31]. This device consists of a silicon film, characterized by two highly doped regions near the Ohmic contacts (denoted by source and drain) and an active region, called channel, with lower doping. The silicon film is sandwiched between two thin layers of silicon dioxide SiO_2 , each of them with a gate contact.

We assume invariance in the x_2 direction (infinite boundary conditions), so that the problem is studied in a (x_1, z) -domain. The device occupies a region of a 2D domain denoted by $\Omega = [0, L] \times [0, \ell]$. A schematic representation of the device is shown in Figure 1.

3.1 Energy-transport–Schrödinger–Poisson system

In the following, we describe the collisional transport in the Double-Gate MOSFET, schematized in Figure 1, by means of the energy-transport model (2.29)–(2.33). The confinement is described by the subband decomposition approach, which involves the resolution of the eigenvalue problem (2.1), taking also into account the presence of the oxide. Moreover, in order to provide explicitly computable diffusion and relaxation terms, the following physical assumptions will be used.

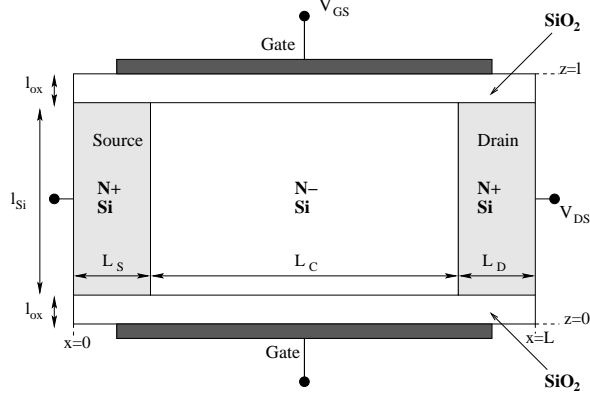


Figure 1: Schematic representation of the modeled device.

Assumption 3.1 • **(H1)** *The cross-sections Φ^0 and Φ^{ph} are assumed to be energy dependent functions and to have the following expression (see [3, 5, 15])*

$$\Phi_{n,n'}^0(t, x, k, k') = \phi^0(t, x) \varepsilon_n^s, \quad \Phi_{n,n'}^{ph}(t, x, k, k') = \phi^{ph}(t, x) \varepsilon_n^s, \quad (3.1)$$

with $-2 < s < 2$. In the physical literature, the values $s = 0$ and $s = 1/2$ have been used [14, 24, 28].

- **(H2)** *The electron density and the energy are assumed to be given by non-degenerate Boltzmann statistics, i.e. $\eta = 0$, as in (2.35), (2.36).*

Using Assumption (H1), we deduce that the diffusion matrix (2.21) has the following expression

$$D(t, x, \varepsilon) = \frac{1}{\phi^0(t, x) \varepsilon^s \mathcal{N}(\varepsilon)} \sum_{n \in \mathbb{N}^*} (\varepsilon - \varepsilon_n)^+ Id, \quad (3.2)$$

where $\mathcal{N}(\varepsilon) = \max\{n \in \mathbb{N}^* / \varepsilon_n \leq \varepsilon\}$ is the number of non-zero terms in the sum (see Definition 2.1). Moreover, thanks to the coarea formula in (2.37), we have

$$W = -4\pi^2 \varepsilon_{ph} \left(1 - \frac{T_L}{T}\right) \int_{\varepsilon_1}^{+\infty} \phi^{ph} \varepsilon^s \mathcal{N}^2(\varepsilon) \mathcal{F}(\varepsilon) (1 - \eta \mathcal{F}(\varepsilon)) d\varepsilon,$$

which under Assumption (H2), reads

$$W = -4\pi^2 \varepsilon_{ph} \left(1 - \frac{T_L}{T}\right) e^{\mu/(k_B T)} \int_{\varepsilon_1}^{+\infty} \phi^{ph} \varepsilon^s \mathcal{N}^2(\varepsilon) e^{-\varepsilon/(k_B T)} d\varepsilon.$$

By defining

$$W_0 = 4\pi^2 \varepsilon_{ph} \int_{\varepsilon_1}^{+\infty} \phi^{ph} \varepsilon^s \mathcal{N}^2(\varepsilon) e^{-\varepsilon/(k_B T)} d\varepsilon, \quad (3.3)$$

we have the compact expression

$$W = -W_0 \left(1 - \frac{T_L}{T}\right) e^{\mu/(k_B T)}. \quad (3.4)$$

Assumption (H2) implies also that the density of charge carriers $N_e(t, x, z)$ is given by

$$N_e = \sum_{n \in \mathbb{N}^*} \int_{\mathbb{R}^2} \mathcal{F}_{\mu, T}(t, x, \frac{|k|^2 \hbar^2}{2m^*} + \epsilon_n) dk |\chi_n|^2 = \frac{2\pi m^* k_B T}{\hbar^2} \sum_{n \in \mathbb{N}^*} e^{(\mu - \epsilon_n)/k_B T} |\chi_n|^2.$$

Finally, the coupled subband energy-transport model under Assumption 3.1 is given by : Find $\mu(t, x)$, $T(t, x)$, $(\epsilon_n(t, x), \chi_n(t, x))$ for $n \geq 1$, and $V(t, x, z)$ such that

$$\partial_t \rho_{\mu, T} - \nabla_x \cdot J_1 = 0, \quad \text{in } (0, L) \quad (3.5)$$

$$\partial_t(\rho \mathcal{E}_{\mu, T}) + \sum_{n \in \mathbb{N}^*} 2\pi \frac{m^*}{\hbar^2} \partial_t \epsilon_n k_B T(t, x) e^{(\mu - \epsilon_n)/k_B T} - \nabla_x \cdot J_2 = W, \quad \text{in } (0, L) \quad (3.6)$$

$$\begin{cases} -\frac{\hbar^2}{2} \frac{d}{dz} \left(\frac{1}{m^*(z)} \frac{d}{dz} \chi_n \right) - e(V + V_c) \chi_n = \epsilon_n \chi_n, & \text{in } (0, \ell) \\ \chi_n(t, x, \cdot) \in H_0^1(0, \ell), \quad \int_0^\ell \chi_n \chi_{n'} dz = \delta_{nn'}, \end{cases} \quad (3.7)$$

$$\text{div}_{x,z}(\epsilon_R \nabla_{x,z} V) = \frac{e}{\epsilon_0} \left(\frac{2\pi m^* k_B T}{\hbar^2} \sum_{n \in \mathbb{N}^*} e^{(\mu - \epsilon_n)/k_B T} |\chi_n|^2 - N_D \right), \quad \text{in } \Omega, \quad (3.8)$$

where the expressions of $\rho_{\mu, T}$ and $\mathcal{E}_{\mu, T}$ with respect to the unknowns are given in (2.35)–(2.36). In (3.7) the effective mass m^* takes different values in the *Si* and in the *SiO₂* domain. Moreover, V_c represents a given potential barrier between the silicon and the oxide. The currents J_1 and J_2 are given by the expressions

$$J_1 = \mathbb{D}_{00} \nabla_x \left(\frac{\mu}{k_B T} \right) - \mathbb{D}_{01} \nabla_x \left(\frac{1}{k_B T} \right), \quad (3.9)$$

$$J_2 = \mathbb{D}_{10} \nabla_x \left(\frac{\mu}{k_B T} \right) - \mathbb{D}_{11} \nabla_x \left(\frac{1}{k_B T} \right), \quad (3.10)$$

where, under Assumption 3.1, the diffusion coefficients are given by

$$\mathbb{D}_{ij} = \frac{1}{\phi^0} \sum_{n \in \mathbb{N}^*} \int_{\epsilon_n}^{+\infty} \frac{\epsilon^{i+j-s} (\epsilon - \epsilon_n)}{\mathcal{N}(\epsilon)} e^{(\mu - \epsilon)/k_B T} d\epsilon.$$

The relaxation term W is given by (3.4).

This system is complemented with initial and boundary conditions. In particular, at the ohmic contacts and at the gate (see Figure 1), we will impose Dirichlet boundary conditions for the potential, otherwise we fix homogeneous Neumann boundary conditions, which model isolating conditions.

$$V(x, z) = V_{Gate}, \quad \text{for } z \in \{0, \ell\}, x \in \text{Gate}; \quad (3.11)$$

$$V(x, z) = V_D, \quad \text{for } x \in \{0, L\}, z \in (0, \ell); \quad (3.12)$$

$$\frac{\partial V}{\partial \nu} = 0, \quad \text{elsewhere}, \quad (3.13)$$

where ν is the outward unit normal. Since the transport occurs only in the longitudinal direction, we just have to impose boundary conditions in $x = 0$ and $x = L$ for μ and T . The temperature is assumed to be at the lattice temperature T_L , thus

$$T(x) = T_L, \quad \text{for } x \in \{0, L\}. \quad (3.14)$$

Then, we consider that the surface density of the charge carriers is almost constant near the frontiers $x = 0$ and $x = L$ and given by N_s^b . The surface density being the integral over z of the total density ($N_s^b = N^+ \times \ell_{Si}$), we deduce

$$\mu(x) = \mu_b := k_B T_L \log \left(\frac{N_s^b \hbar^2}{2\pi m k_B T_L \sum_n e^{-\epsilon_n/k_B T_L}} \right), \quad \text{for } x \in \{0, L\}. \quad (3.15)$$

3.2 Stationary system

Let us introduce the notations

$$u = \frac{\mu}{k_B T}, \quad v = -\frac{1}{k_B T}. \quad (3.16)$$

Then we can rewrite the expressions of the current (3.9)–(3.10) as

$$J_1 = \mathbb{D}_{00}(u, v) \nabla_x u + \mathbb{D}_{01}(u, v) \nabla_x v, \quad (3.17)$$

$$J_2 = \mathbb{D}_{10}(u, v) \nabla_x u + \mathbb{D}_{11}(u, v) \nabla_x v, \quad (3.18)$$

where the diffusion coefficients are given by

$$\mathbb{D}_{ij}(u, v) = \frac{1}{\phi^0} \sum_{n \in \mathbb{N}^*} \int_{\epsilon_n}^{+\infty} \frac{\varepsilon^{i+j-s} (\varepsilon - \epsilon_n)}{\mathcal{N}(\varepsilon)} e^{u+\varepsilon v} d\varepsilon. \quad (3.19)$$

We define the relaxation coefficient in the same way :

$$W_0(u, v) = 4\pi^2 \varepsilon_{ph} \int_{\epsilon_1}^{+\infty} \phi^{ph} \varepsilon^s \mathcal{N}^2(\varepsilon) e^{(\varepsilon-\mu)v} d\varepsilon. \quad (3.20)$$

Then, the stationary version of the energy-transport subband system (3.5)–(3.6) in variable u and v writes

$$-\nabla_x (\mathbb{D}_{00}(u, v) \nabla_x u + \mathbb{D}_{01}(u, v) \nabla_x v) = 0, \quad (3.21)$$

$$-\nabla_x (\mathbb{D}_{10}(u, v) \nabla_x u + \mathbb{D}_{11}(u, v) \nabla_x v) = -W_0(u, v) (1 + k_B T_L v), \quad (3.22)$$

Boundary conditions (3.14)–(3.15) become

$$v(x) = v_b := -\frac{1}{k_B T_L}, \quad \text{for } x \in \{0, L\},$$

and

$$u(x) = u_b := \log \left(\frac{N_s^b \hbar^2}{2\pi m k_B T_L \sum_n e^{-\epsilon_n/k_B T_L}} \right), \quad \text{for } x \in \{0, L\}.$$

3.3 Numerical approach for the energy-transport system

We introduce a partition of $[0, L]$ with nodes x_i , $i = 0, \dots, N_x$, and a partition of $[0, \ell]$ with nodes z_j , $j = 0, \dots, N_z$. We assume that the partitions are uniform and denote $h = x_i - x_{i-1}$. Then, we mesh the domain $[0, L] \times [0, \ell]$ with rectangular triangles using the nodes (x_i, z_j) previously defined. The Schrödinger equations and the Poisson equation are discretized with conforming P^1 finite elements.

We consider here in details the discretization scheme for the equations governing u and v , assuming first that the eigenenergies ϵ_n are known. Using the following notations

$$U = (u, v)^\top, \quad \mathcal{J} = (J_1, J_2)^\top, \quad W(U) = (0, W_0(u, v)(1 + k_B T_L v))^\top$$

equations (3.17)-(3.18) and (3.21)-(3.22) can be written in compact form as

$$\mathcal{J} = \mathbb{D}(U) \nabla_x U, \quad \nabla_x \cdot \mathcal{J} = W(U). \quad (3.23)$$

Denoting by U_i an approximation of $U(x_i)$, we take the piecewise constant approximation of U given, in the interval $I_i := (x_{i-1}, x_i)$, by

$$\bar{U}_i = \frac{U_{i-1} + U_i}{2}.$$

and define the piecewise constant diffusion coefficients and relaxation terms as

$$\bar{\mathbb{D}}_{kl} = \mathbb{D}_{kl}(\bar{U}), \quad \text{for } k, l = 0, 1; \quad \bar{W} = W(\bar{U}). \quad (3.24)$$

We are going to use a mixed finite element discretization of lowest order in hybridized form [10] (see also [19, 20] for applications to ET). Let us introduce the following finite dimensional spaces :

$$\begin{aligned} X_h &= \{\sigma \in L^2(\Omega) : \sigma(x) = a_i + b_i(x - x_{B_i}) \text{ in } I_i, i = 1, \dots, N_x\}, \\ Y_h &= \{\xi \in L^2(\Omega) : \xi \text{ is constant in } I_i, i = 1, \dots, N_x\}, \\ Z_{h,\chi} &= \{q \text{ is defined at the nodes } x_0, \dots, x_{N_x}, q(x_0) = \chi(0), q(x_{N_x}) = \chi(1)\}, \end{aligned}$$

where x_{B_i} denotes the central point of the interval I_i , and χ is prescribed.

Then, the mixed-hybrid formulation of (3.23) reads as follows: Find $\mathcal{J}_h \in X_h^2$, $P_h \in Y_h^2$, and $U_h \in Z_{h,u_b} \times Z_{h,v_b}$ such that

$$\sum_{i=1}^{N_x} \left(\int_{I_i} \phi_h \cdot \mathbb{D}(\bar{U}_i)^{-1} \mathcal{J}_h dx + \int_{I_i} P_h \cdot \nabla_x \phi_h dx - [\phi_h \cdot U_h]_{x_{i-1}}^{x_i} \right) = 0, \quad (3.25)$$

$$\sum_{i=1}^{N_x} \left(\int_{I_i} \Psi_h \cdot \nabla_x \mathcal{J}_h dx - \int_{I_i} W(\bar{U}_i) \cdot \Psi_h dx \right) = 0, \quad (3.26)$$

$$- \sum_{i=1}^{N_x} [\mu_h \cdot \mathcal{J}_h]_{x_{i-1}}^{x_i} = 0 \quad (3.27)$$

for all $\phi_h \in X_h^2$, $\Psi_h \in Y_h^2$, and $\mu_h \in Z_{h,0}^2$. Equation (3.25) is derived from the weak formulation of the first equations in (3.23); (3.26) comes from the weak form of the second equations in (3.23); and finally, (3.27) imposes the continuity of the currents at the nodes.

Thanks to the discontinuity of the spaces X_h and Y_h , we can apply static condensation in order to reduce the size of the discrete system and obtain an algebraic system for the variable U_h only. More precisely, choosing first the local basis

$$\phi_h = \begin{cases} (1, 0)^\top & \text{in } I_i \\ (0, 0)^\top & \text{elsewhere} \end{cases}, \quad \phi_h = \begin{cases} (0, 1)^\top & \text{in } I_i \\ (0, 0)^\top & \text{elsewhere} \end{cases}$$

in (3.25) and then, analogously choosing Ψ_h in (3.26), we obtain the piecewise linear (discrete) current

$$\mathcal{J}_{h|I_i} = \mathbb{D}(\bar{U}_i) \frac{U_i - U_{i-1}}{h} + W(\bar{U}_i)(x - x_{B_i}). \quad (3.28)$$

Imposing continuity at the nodes (through (3.27)) we obtain the final system

$$-\mathbb{D}(\bar{U}_i)U_{i-1} + (\mathbb{D}(\bar{U}_i) + \mathbb{D}(\bar{U}_{i+1}))U_i - \mathbb{D}(\bar{U}_{i+1})U_{i+1} = -\frac{h^2}{2}(W(\bar{U}_i) + W(\bar{U}_{i+1})), \quad (3.29)$$

for $i = 1, \dots, N_x - 1$. We point out explicitly that, since the first component of $W(U)$ is null, the approximation of the current J_1 is piecewise constant (see (3.28)) and that, thanks to (3.27), it is indeed globally constant.

System (3.29) forms a non-linear system in the unknown (u, v) that can be solved using a Newton algorithm. We point out that the Jacobian corresponding to this non-linear system can be easily computed noticing that, from the expressions (3.24) and (3.19), we have

$$\frac{\partial \bar{\mathbb{D}}_{kl}^i}{\partial u_i} = \frac{\partial \bar{\mathbb{D}}_{kl}^i}{\partial u_{i-1}} = \frac{1}{2} \bar{\mathbb{D}}_{kl}^i, \quad \frac{\partial \bar{\mathbb{D}}_{kl}^i}{\partial v_i} = \frac{\partial \bar{\mathbb{D}}_{kl}^i}{\partial v_{i-1}} = \frac{1}{2} \bar{\mathbb{D}}_{kl+1}^i,$$

and that similar relations hold for the partial derivatives of \bar{W}^i .

Remark 3.2 *The expression (3.19) is not practical for numerical purpose. However, with the definition $\mathcal{N}(\varepsilon) = \max\{n \in \mathbb{N}^* : \epsilon_n \leq \varepsilon\}$, we have*

$$\begin{aligned} \mathbb{D}_{ij}(u, v) &= \frac{1}{\phi^0} \sum_{n=1}^{+\infty} \sum_{m=n}^{+\infty} \int_{\epsilon_m}^{\epsilon_{m+1}} \frac{(\varepsilon - \epsilon_n) \varepsilon^{i+j-s}}{m} e^{u+\varepsilon v} d\varepsilon \\ &= \frac{1}{\phi^0} \sum_{m=1}^{+\infty} \int_{\epsilon_m}^{\epsilon_{m+1}} \left(\varepsilon - \frac{\sum_{n=1}^m \epsilon_n}{m} \right) \varepsilon^{i+j-s} e^{u+\varepsilon v} d\varepsilon, \end{aligned}$$

by interchanging the sums over m and n . We can rewrite

$$\begin{aligned} \mathbb{D}_{ij}(u, v) &= \frac{1}{\phi^0} \int_{\epsilon_1}^{+\infty} \varepsilon^{i+j+1-s} e^{u+\varepsilon v} d\varepsilon \\ &\quad + \frac{1}{\phi^0} \sum_{m=1}^{+\infty} \left(\frac{\sum_{n=1}^{m-1} \epsilon_n}{m-1} - \frac{\sum_{n=1}^m \epsilon_n}{m} \right) \int_{\epsilon_m}^{+\infty} \varepsilon^{i+j-s} e^{u+\varepsilon v} d\varepsilon, \end{aligned}$$

with the convention that $\sum_{n=1}^{m-1} \epsilon_n / (m-1) = 0$ for $m = 1$. Then, in the actual numerical computation, we can get an accurate approximation of \mathbb{D}_{ij} by truncating the infinite sum to a finite number of eigenmodes. In fact, $(\epsilon_n)_n$ forms an increasing sequence going to $+\infty$, thus, since $v < 0$, we have that $(e^{\epsilon_n v})_n$ fast decreases to 0.

3.4 Algorithm

We are now ready to describe the algorithm used for the numerical resolution of the stationary subband energy-transport model. The first step of the algorithm is the computation of the thermal equilibrium solution, with no applied drain-source bias. In this case the temperature and the Fermi level are constant along the device, therefore the problem reduces to solving the Poisson equation (3.8) for a given temperature and Fermi level computed thanks to the boundary conditions. The computed potential at thermal equilibrium is used as a starting data for the following Gummel [21] iteration process :

1. Lets V_{old} be a given potential.
2. We solve the eigenvalue problem (3.7) on each vertical slice of the domain by diagonalization of the Hamiltonian. Therefore we obtain the set $\{\chi_n(x_i, z_j)\}$ and $\{\epsilon_n(x_i)\}$.
3. We implement the Newton procedure which has been described above for the computation of (u, v) .
4. We compute the density of charge carriers corresponding to the right hand side of (3.8)

$$N_e = \sum_{n \in \mathbb{N}^*} 2\pi \frac{m^*}{\hbar^2} \frac{e^u}{v} e^{\epsilon_n v} |\chi_n|^2.$$

We are then able to solve the Poisson equation (3.8) with boundary condition (3.11). Indeed, due to the strong coupling of the entire system, the simple resolution of equation (3.8) does not provide a converging algorithm. Following [12] a Gummel iteration algorithm is used, amounting to compute the new potential V_{new} by solving the following modified Poisson equation

$$\operatorname{div}(\epsilon_R \nabla V_{new}) + \frac{e}{\epsilon_0} N_e \frac{V_{new}}{V_{ref}} = \frac{e}{\epsilon_0} \left(N_e \left(1 - \frac{V_{old}}{V_{ref}}\right) - N_D \right), \quad \text{in } \Omega, \quad (3.30)$$

with $V_{ref} = k_B T_L / e$.

5. We repeat the last three steps until the quantity $\|V_{old} - V_{new}\|_{L^\infty}$ becomes sufficiently small. Once the convergence is reached, we increment the applied drain-source bias V_{DS} of 0.02 V and start a new iteration.

3.5 Numerical results

In this section we present and comment the performed numerical results. The modeled device is schematized in Figure 1 and the physical values are chosen as the ones in [31] which are recalled in Table 1. We take $N_x = 50$ points in the transport direction and $N_z = 50$ in the confined direction for all the tests. The results are presented for $s = \frac{1}{2}$ in (3.1), which corresponds to the so-called Chen model [14].

Some other physical coefficients should be determined. The effective mass is $m^* = 0.19 m_e$ with m_e the electron mass, the lattice temperature is $T_L = 300 K$ and the scattering coefficient for the elastic collisions is the one used in [31] $\phi^0 = \frac{1}{\mu^0 n_i}$, where the low field

Table 1: Table of the main physical values

Parameter	Value	Length	Value
N^+	$10^{26}m^{-3}$	L_S	$10nm$
N^-	$10^{21}m^{-3}$	L_C	$30nm$
U_c	$3 eV$	L_D	$10nm$
$\epsilon_R[Si]$	11.7	ℓ_{ox}	$3nm$
$\epsilon_R[SiO_2]$	3.9	ℓ_{Si}	$5nm$

mobility is taken as $\mu^0 = 0.12 m^2V^{-1}s^{-1}$ and the intrinsic density is given by $n_i = 10^{10} m^{-2}$. We have to fix the value of the scattering coefficient ϕ^{ph} for the electron-phonon interaction. As noticed in subsection 2.6, when $\phi^{ph} \rightarrow +\infty$, the model converges formally to the subband drift-diffusion system presented in [8, 31]. It is then interesting to compare the numerical results for large and small values of ϕ^{ph} . Figure 2 displays the $I - V_{DS}$ characteristics for $\phi^{ph} = 10^{-4}/\phi^0$ and $\phi^{ph} = 10^5/\phi^0$. As expected and as noticed in [2], the energy-transport model gives higher currents compared with the drift-diffusion model, due to the electron velocity overshoot within the channel. Figure 2 (right) shows the temperature for $\phi^{ph} = 10^5/\phi^0$, confirming that we are in the drift-diffusion regime, where the temperature is constant. Indeed we check numerically that $\max T - \min T = 2.6584 \cdot 10^{-7}$ K.

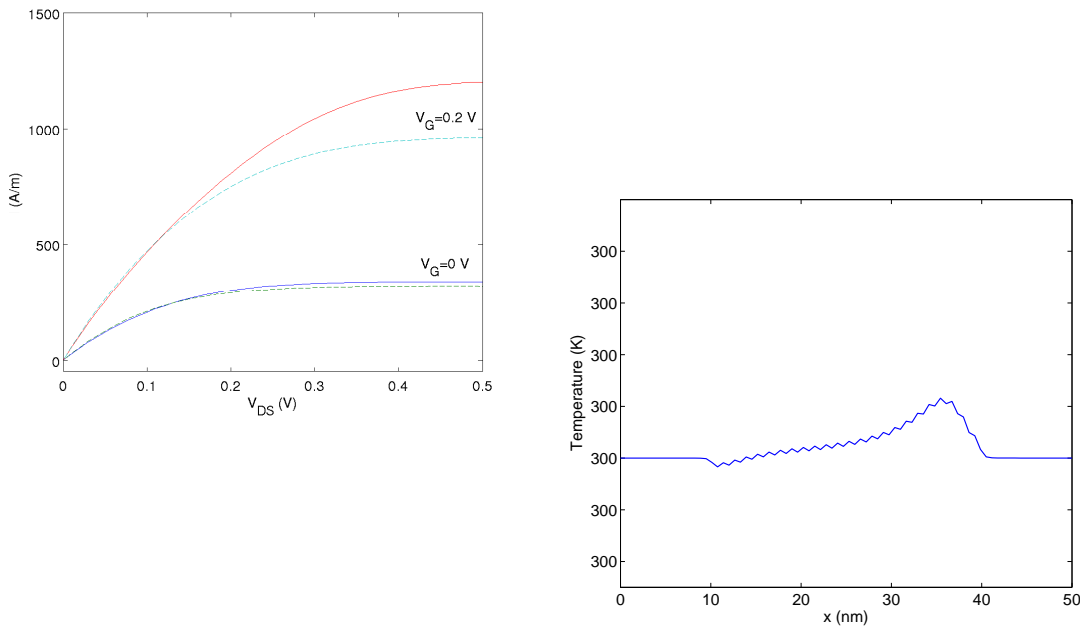


Figure 2: *Left* : $I - V_{DS}$ characteristics for $V_G = 0V$ and $V_G = 0.2V$. The dashed line corresponds to $\phi^{ph} = 10^{-4}/\phi^0$, the solid line corresponds to $\phi^{ph} = 10^5/\phi^0$ which is a good approximation to the drift-diffusion model. *Right* : Temperature in the device for $\phi^{ph} = 10^5/\phi^0$. We see that the temperature is almost constant.

In the rest of the section, we present the results only for $\phi^{ph} = 10^{-4}/\phi^0$ which corresponds to the energy-transport regime. Figure 3 displays the computed current vs drain-source applied bias characteristics with this chosen value. We present in Figure 3 (left) the characteristics for different numerical values of the Gate voltage V_G and with $\ell_{Si} = 5$ nm. In Figure 3 (right), we display the characteristics for $V_G = 0$ V and for different geometry of the devices : $\ell_{Si} = 4, 5$ or 7 nm. These characteristics are comparable to the one obtained in [2, 30, 31]. We present in Figure 4 the evolution of the temperature in the device with respect to the drain-source voltage for two different values of the Gate voltage. Figure 5 displays the evolution of the mean velocity, defined by $J_1/(q\rho_{\mu,T})$, where the one dimensional density is given in (2.35) and the current in (3.17). As expected, we notice an overshoot of the velocity at the frontier between the channel and the drain for high value of V_{DS} .

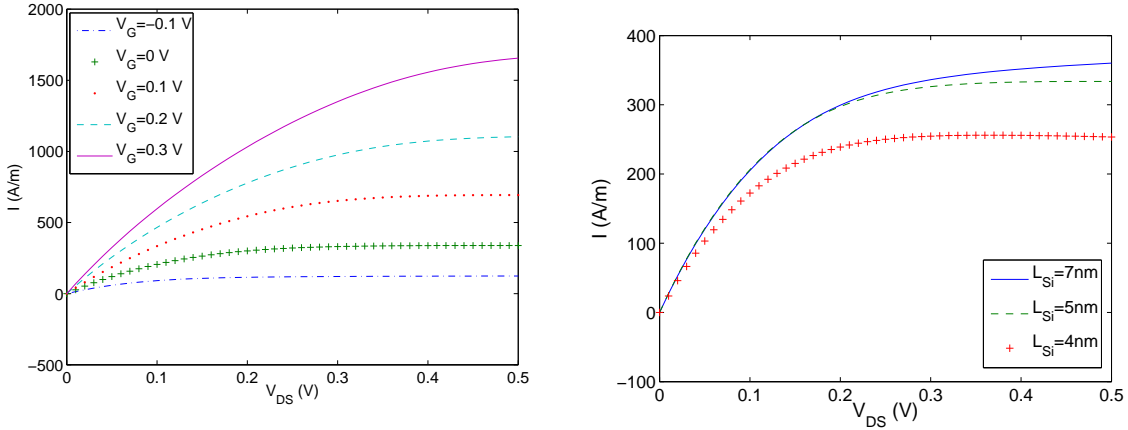


Figure 3: $I - V_{DS}$ characteristics for different Gate voltages V_G with $\ell_{Si} = 5$ nm (left) and for different width of the Silicon in the DG-MOSFET with $V_G = 0$ V (right).

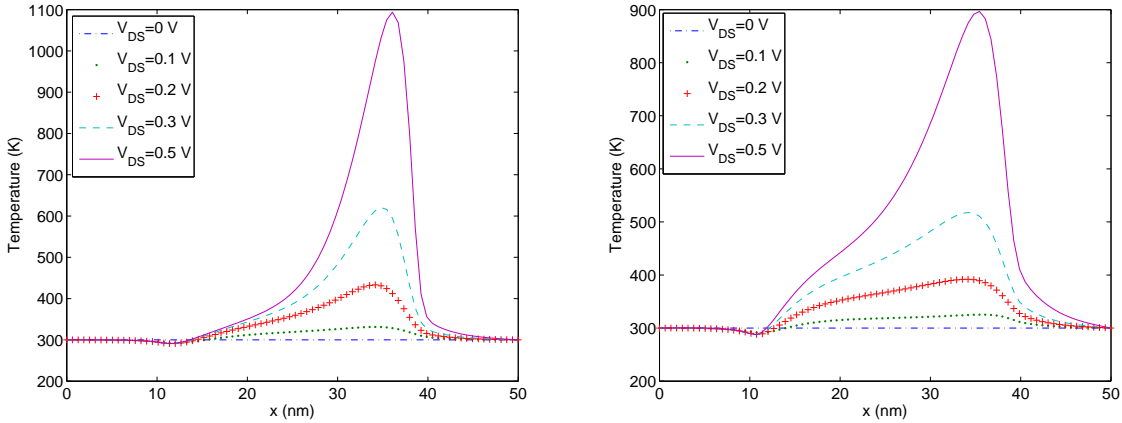


Figure 4: Evolution of the temperature in the device for a Gate voltage $V_G = 0$ V (left) and $V_G = 0.2$ V (right).

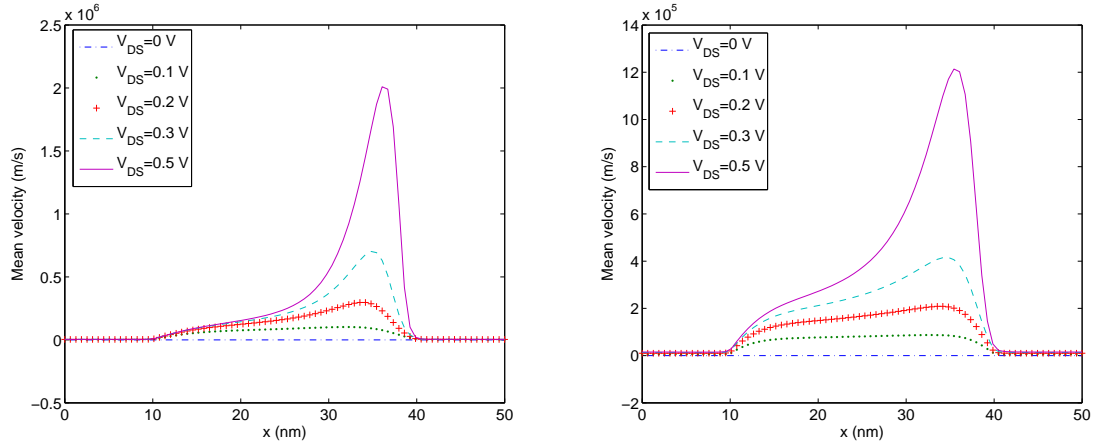


Figure 5: Mean velocity for different drain-source potentials V_{DS} and for $V_G = 0V$ (left) and $V_G = 0.2V$ (right).

We plot in Figures 6 the shape of the density in the device for two different drain-source voltage. For $V_{DS} = 0V$, we are at equilibrium and the density is symmetric in the device. For $V_{DS} = 0.5V$, we notice transport of the charge carriers in the device.

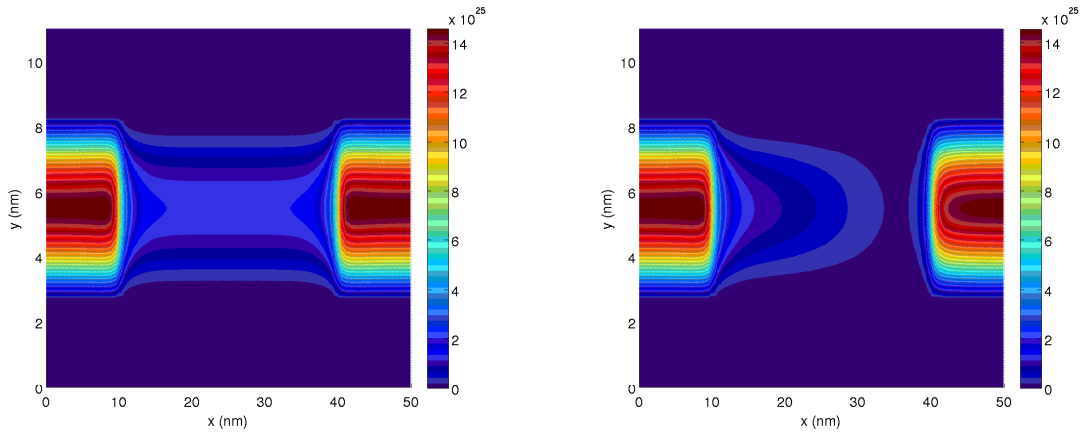


Figure 6: Density of electrons in the device for $V_{DS} = 0V$ (left) and $V_{DS} = 0.5V$ (right); in this simulation we take $V_G = 0.2V$.

4 Conclusion

A coupled quantum–classical model has been obtained for describing the transport of a partially confined electron gas. In a subband decomposition framework, the transport model is obtained by means of diffusive approximation from adiabatic quantum-kinetic models. The final system in the transport direction is obtained through two steps. First, under the assumption of dominant elastic scattering, a SHE system is derived (referring to [7]). Then, under dominant electron–electron collisions, an energy transport model is given, obtaining diffusion coefficients well suited for numerical purposes and with a relaxation term taking into account the electron-phonon interactions. In particular, with energy dependent cross-section of the collision operator explicit expression of the diffusion coefficients and of the relaxation term is derived and used for the numerical simulation of transport in a Double-Gate MOSFET. In the limit of large electrons-phonons collisions, we recover the model of [31]. We point out that a saturation of the current is observed without need of resorting at mobility modeling as done in [31].

Acknowledgements. The authors acknowledge partial support from the Galilée Project no 25992ND of the Hubert Curien program : “*Modèles numériques du transport collisionnel dans des dispositifs nano-électroniques*”.

References

- [1] N.W. Ashcroft, N.D. Mermin, *Solid State Physics*, Brooks Cole Ed., 1976.
- [2] G. Baccarani, S. Reggiani, *A compact double-gate MOSFET model comprising quantum-mechanical and nonstatic effects*, IEEE Trans. Electron Devices **46** (8) (1999), 1656–1666.
- [3] N. Ben Abdallah, P. Degond, *On a hierarchy of macroscopic models for semiconductors*, J. Math. Phys. **37**, n. 7 (1996), 3308–3333.
- [4] N. Ben Abdallah, P. Degond, S. Génieys, *An energy transport model for the semiconductors derived from the Boltzmann equation*, J. Stat. Phys., **84**, n. 1-2 (1996), 205–231.
- [5] N. Ben Abdallah, P. Degond, P. Markowich, C. Schmeiser, *High field approximation of the spherical harmonic expansion model for semiconductors*, Z. Angew. Math. Phys. **52** (2001), 201–230.
- [6] N. Ben Abdallah, L. Desvillettes, S. Génieys, *On the Convergence of the Boltzmann equation for semiconductors towards the Energy Transport model*, J. Stat. Phys. **98**, n. 3-4 (2000), 835–870.
- [7] N. Ben Abdallah, F. Méhats, C. Negulescu, *Adiabatic quantum-fluid transport models*, Comm. Math. Sci. **4** (2006), no. 3, 621-650.
- [8] N. Ben Abdallah, F. Méhats, N. Vauchelet, *Diffusive transport of partially quantized particles : Existence, uniqueness and long time behaviour*, Proc. Edinb. Math. Soc.(2006) **49**, 513–549.

- [9] J.-P. Bourgade, P. Degond, F. Méhats, C. Ringhofer, *On quantum extensions to classical spherical harmonics expansion/Fokker-Planck models*, J. Math. Phys. (2006) **47** 4, 26 pp.
- [10] F. Brezzi, M. Fortin, *Mixed and hybrid finite element methods*, Springer Series in Computational Mathematics, 15. Springer-Verlag, New York, 1991.
- [11] F. Brezzi, L. Marini, P. Pietra, *Two-dimensional exponential fitting and applications to drift-diffusion models*, SIAM J. Num. Anal. **26** (1989), 1342–1355.
- [12] Ph. Caussignac, B. Zimmermann, R. Ferro, *Finite element approximation of electrostatic potential in one dimensional multilayer structures with quantized electronic charge*, Computing 45, (1990) 251-264.
- [13] C. Chainais-Hillairet, *Discrete duality finite volume schemes for two-dimensional drift-diffusion and energy-transport models*, Internat. J. Numer. Methods Fluids **59** (2009), no 3, 239–257.
- [14] D. Chen, E. Kan, U. Ravaioli, C. Shu, R. Dutton, *An improved energy transport model including nonparabolicity and non-maxwellian distribution effects*, IEEE Electr. Dev. Letters **13** (1992), 26–28.
- [15] P. Degond, A. Jüngel, P. Pietra, *Numerical discretization of energy-transport models for semiconductors with non-parabolic band structure*, SIAM J. Sci. Comput., **22** (2000), 986–1007.
- [16] P. Degond, F. Méhats, C. Ringhofer, *Quantum energy-transport and drift-diffusion models*, J. Stat. Phys. (2005) **118**(3-4), 625–665.
- [17] S. De Groot, P. Mazur, *Nonequilibrium thermodynamics*, Dover publications, New York, 1984.
- [18] M. Fournié, *Numerical discretization of the energy-transport model for semiconductors*, Applied Mathematics Letters (2002) **15**(6), 721–726.
- [19] S. Gadau, A. Jüngel, *A three-dimensional mixed finite-element approximation of the semiconductor energy-transport equations*, SIAM J. Sci. Comput. **31** (2008/09) no 2, 1120–1140.
- [20] S. Gadau, A. Jüngel, P. Pietra, *A mixed finite-element scheme of a semiconductor energy-transport model using dual entropy variables*, Hyperbolic problems: theory, numerics and applications. I, 139–146, Yokohama Publ., Yokohama, 2006.
- [21] H.K. Gummel, *A self-consistent iterative scheme for one-dimensional steady state transistor calculations*, IEEE Trans. on Elec Dev., 11 (10) 455, 1964.
- [22] S. Holst, A. Jüngel, P. Pietra, *A mixed finite-element discretization of the energy-transport model for semiconductors*, SIAM J. Sci. Comput. (2003) **24**(6), 2058–2075.

- [23] J.W. Jerome , C.W. Shu, *Energy transport systems for semiconductors: analysis and simulation*, World Congress of Nonlinear Analysis, vol. I–IV. de Gruyter: Berlin, 1996, 3835–3846.
- [24] A. Jüngel, *Transport Equations for Semiconductors*, Lectures Notes in Physics no 773, Springer, Berlin, 2009.
- [25] A. Jüngel, D. Matthes, *A derivation of the isothermal quantum hydrodynamic equations using entropy minimization*, ZAMM Z. Angew. Math. Mech. (2005) **85** (11), 806–814.
- [26] H. Kreuzer, *Nonequilibrium thermodynamics and its statistical foundation*, Clarendon Press, Oxford, 1981.
- [27] C. Lab, Ph. Caussignac, *An energy-transport model for semiconductor heterostructures devices: Application to AlGaAs/GaAs Modfets*, COMPEL **18** (1999), 61–76.
- [28] E. Lyumkis, B. Polsky, A. Shur, P. Visocky, *Transient semiconductor device simulation including energy balance equation*, COMPEL **11** (1992), 311–325.
- [29] A. Marrocco, Ph. Montarnal, *Simulation de modèles "energy transport" à l'aide des éléments finis mixtes*. (French) [Simulation of energy transport models via mixed finite elements], C. R. Acad. Sci. Paris Sér. I Math. **323** (1996).
- [30] C. Negulescu, N. Ben Abdallah, E. Polizzi, M. Mouis, *Simulation schemes in 2D nanoscale MOSFETs: a WKB based method*, J. Comput. Electron. **3**, no. 3–4, 397–400 (2005).
- [31] P. Pietra, N. Vauchelet, *Modeling and simulation of the diffusive transport in a nanoscale Double-Gate MOSFET*, J. Comput. Electron. (2008) **7**, 52–65.
- [32] E. Polizzi, N. Ben Abdallah, *Subband decomposition approach for the simulation of quantum electron transport in nanostructures*, J. Comp. Phys. **202** (2005), 150–180.
- [33] L. Reggiani (ed), *Hot electron transport in semiconductors*, Springer, Berlin, 1985.
- [34] C. Ringhofer, *An entropy-based finite difference method for the energy transport system*, Math. Models Methods Appl. Sci., **11** (2001), 769–796.