



**HAL**  
open science

## **Vultures of the seas: hyperacidic stomachs in wandering albatrosses as an adaptation to dispersed food resources, including fishery wastes**

David Grémillet, Aurélien Prudor, Yvon Le Maho, Henri Weimerskirch

### ► To cite this version:

David Grémillet, Aurélien Prudor, Yvon Le Maho, Henri Weimerskirch. Vultures of the seas: hyperacidic stomachs in wandering albatrosses as an adaptation to dispersed food resources, including fishery wastes. PLoS ONE, 2012, 7 (6), pp.e37834. 10.1371/journal.pone.0037834 . hal-00706855

**HAL Id: hal-00706855**

**<https://hal.science/hal-00706855>**

Submitted on 26 May 2021

**HAL** is a multi-disciplinary open access archive for the deposit and dissemination of scientific research documents, whether they are published or not. The documents may come from teaching and research institutions in France or abroad, or from public or private research centers.

L'archive ouverte pluridisciplinaire **HAL**, est destinée au dépôt et à la diffusion de documents scientifiques de niveau recherche, publiés ou non, émanant des établissements d'enseignement et de recherche français ou étrangers, des laboratoires publics ou privés.



Distributed under a Creative Commons Attribution 4.0 International License

# Vultures of the Seas: Hyperacidic Stomachs in Wandering Albatrosses as an Adaptation to Dispersed Food Resources, including Fishery Wastes

David Grémillet<sup>1,2\*</sup>, Aurélien Prudor<sup>3</sup>, Yvon le Maho<sup>4</sup>, Henri Weimerskirch<sup>3</sup>

**1** CEFE-CNRS, UMR5175, Montpellier, France, **2** Percy FitzPatrick Institute and DST-NRF Centre of Excellence at the University of Cape Town, Rondebosch, South Africa, **3** CEBC-CNRS, UPR1934, Villiers en bois, France, **4** Institut Pluridisciplinaire Hubert Curien, Université de Strasbourg and CNRS UMR7178, Strasbourg, France

## Abstract

Animals are primarily limited by their capacity to acquire food, yet digestive performance also conditions energy acquisition, and ultimately fitness. Optimal foraging theory predicts that organisms feeding on patchy resources should maximize their food loads within each patch, and should digest these loads quickly to minimize travelling costs between food patches. We tested the prediction of high digestive performance in wandering albatrosses, which can ingest prey of up to 3 kg, and feed on highly dispersed food resources across the southern ocean. GPS-tracking of 40 wandering albatrosses from the Crozet archipelago during the incubation phase confirmed foraging movements of between 475–4705 km, which give birds access to a variety of prey, including fishery wastes. Moreover, using miniaturized, autonomous data recorders placed in the stomach of three birds, we performed the first-ever measurements of gastric pH and temperature in procellariiformes. These revealed surprisingly low pH levels (average  $1.50 \pm 0.13$ ), markedly lower than in other seabirds, and comparable to those of vultures feeding on carrion. Such low stomach pH gives wandering albatrosses a strategic advantage since it allows them a rapid chemical breakdown of ingested food and therefore a rapid digestion. This is useful for feeding on patchy, natural prey, but also on fishery wastes, which might be an important additional food resource for wandering albatrosses.

**Citation:** Grémillet D, Prudor A, le Maho Y, Weimerskirch H (2012) Vultures of the Seas: Hyperacidic Stomachs in Wandering Albatrosses as an Adaptation to Dispersed Food Resources, including Fishery Wastes. PLoS ONE 7(6): e37834. doi:10.1371/journal.pone.0037834

**Editor:** Hans-Ulrich Peter, Institute of Ecology, Germany

**Received:** March 12, 2012; **Accepted:** April 25, 2012; **Published:** June 6, 2012

**Copyright:** © 2012 Grémillet et al. This is an open-access article distributed under the terms of the Creative Commons Attribution License, which permits unrestricted use, distribution, and reproduction in any medium, provided the original author and source are credited.

**Funding:** This study was funded by Centre National de la Recherche Scientifique and by the French Polar Institute Paul-Emile Victor (programme 109). The funders had no role in study design, data collection and analysis, decision to publish, or preparation of the manuscript.

**Competing Interests:** The authors have declared that no competing interests exist.

\* E-mail: david.gremillet@cefe.cnrs.fr

## Introduction

The capacity of animals to survive and reproduce in a given environment is often seen as primarily limited by energy acquisition (the metabolic theory of ecology [1]). Yet two additional bottlenecks occur: (a) their ability to shed excess heat generated by muscle activity (heat dissipation limit theory [2]), and (b) their capacity to digest food. This latter alternative has long been neglected, yet Karasov, Diamond and colleagues demonstrated the existence of digestive bottlenecks in a series of species, hummingbirds (e.g. *Selasphorus rufus*) being the classic example [3,4]. Ecologically, digestion is a fundamental process since it does not only condition the fate of individual organisms, but also the flow of matter and energy across food webs [5].

Biologically, digestion serves the purpose of breaking down and assimilating ingested food. In the digestive tract it is aided by mechanical churning, low pH, digestive enzymes, and the occasional symbiont [6]. The severity of this process largely depends upon the texture and hardness of the food: when the aforementioned hummingbird feeds, nectar is easy to break down. At the other extreme, ostrich (*Struthio struthio*) food is proverbially tough.

In particular, generalists and/or scavengers need to be able to digest a broad diet, including hardy food [7]. Moreover, foraging theory predicts that animals feeding on patchy food should be capable of ingesting large amounts, and to digest them as quickly

as possible [8]. This is particularly marked in birds which need to become airborne, even after the largest meals. A prime example of this strategy is found in vultures feeding on carrion. These species have large stomachs, and also very low stomach pH (1.5) which plays a crucial role in chemically dissolving hard parts, especially bones [9]. A pH of 1 to 2 is also optimal for proteolytic enzymes that play a crucial role in the breakdown of food [10].

In the Southern Ocean, series of studies have addressed the capacity of marine predators to acquire food [11], but little is known about their digestive physiology and potential digestive bottlenecks. In seabirds, pioneering work demonstrated that some prey, in particular squid, are more difficult to digest than others, that feeding on squid leads to delayed gastric emptying [12], and that birds eating squid tend to have longer digestive tracts [13].

Wandering albatrosses (*Diomedea exulans*), the largest extant seabird species, primarily feed on squid caught at the ocean's surface [14]. However their diet is not restricted to squid, but shows a large variety of other prey such as fishes, carrion of seabirds and marine mammals, as well as fishery wastes, whose proportion vary according to sites or stages of the breeding season [15–18]. Wandering albatross food occurs in discrete and unpredictable patches; birds fly for extended periods before ingesting large squid or other prey at irregular intervals [19]. The most profitable predatory strategy is therefore to ingest as much food as possible whenever available and to move to another

patch [20]. Albatross stomach morphology reflects this evolutionary constraint, with an estimated volume of 3–4 L [21], which allows birds to ingest large single prey items of up to 3.2 kg [19], i.e. over 30% of their own body mass. After such large meals, wandering albatrosses may have difficulties to take off if wind conditions are not favourable, which explains why they often remain at the ocean surface for several hours [22]. If they do manage to take off rapidly (in strong winds), such additional food load may increase their flight costs by increasing wing loading [23]. Wandering albatrosses therefore clearly should process large meals as quickly as possible, a strategy that they theoretically share with vultures that face similar foraging and flight constraints.

In this context, we tested the hypothesis that wandering albatrosses are vultures of the seas, designed to rapidly digest large volumes of hardy food such as squid, and are therefore pre-adapted to rapidly process fishery waste, a recently occurring resource that provides large quantities of food during a short period of time. To address this issue, we performed GPS-tracking of wandering albatrosses at sea, and recorded their stomach pH during, and in-between meals. These pH levels were then compared with those of other seabird species feeding on a variety of food types and with vulture stomach pH to test the prediction that wandering albatross stomach pH is as low as that of vultures.

## Methods

### Ethics Statement

All scientific procedures were validated by the ethics committee of the French Polar Institute (IPEV), were conducted according to its guidelines and under permits of the Réserve Naturelle des Terres Australes and of the Comité de l'Environnement Polaire.

The study was conducted in January – March 2011 on Possession Island (46°S, 51°E), Crozet Archipelago, Southern Ocean. Wandering albatrosses were studied while incubating, a period during which parents take shifts at the nest while a partner forages at sea for periods of a few days to a month [24]. Birds were caught at the nest within the framework of a long-term monitoring program of their foraging behaviour. Great care was taken to minimize stress while handling, which lasted <10 min in all cases. Birds were either fitted with a GPS data logger to record their movements at sea, or with a pH data logger to record stomach pH.

### GPS Positioning

We used miniaturized GPS recorders (i-gotU, Mobile Action Technology Inc, New Taipei City, Taiwan; 44.5×28.5×13 mm, 20 g i.e. 0.2% bird body mass) attached with waterproof tape to feathers. Birds were captured and fitted with the GPS after they have been relieved by their partner and were about to leave for a foraging trip at sea. Device and tape were removed upon return to the colony after a single foraging trip. This technique has been successfully used on this species for nearly two decades [25], with no measurable effects on behaviour, reproductive output or survival [26]. Devices were programmed to record a GPS position every 15 min across the foraging trip. Stored data were mapped on Google Earth® to illustrate wandering albatross at-sea home range.

### Stomach pH and Temperature Recordings

We studied stomach pH and temperature using autonomous, miniaturized recorders enclosed in a titanium housing that was swallowed by the birds and remained in the stomach for the time of the measurement. The devices used (pH-meter, Earth & Ocean Technologies, Kiel, Germany, 11 cm long, 2 cm in diameter, mass 80 g i.e. 0.9% of bird body mass) are fully described in [27], which

also provide all necessary details about preparation, calibration procedures and data handling. Devices were set to record pH (accuracy 0.02 pH units) and temperature (accuracy <0.1°C) every ten seconds. Temperature data were analysed following [21] and [28] so as to estimate the mass of prey caught at sea using the amplitude and the duration of the temperature drop recorded in the stomach after prey ingestion.

The deployment procedure in the field closely followed previous investigations conducted in the same species [28], using devices of the same mass and size, which nonetheless only recorded stomach temperature: Birds were induced to swallow the pH-meter at the beginning of the experiment, and it was recovered at the end of the measurement by stomach flushing, a technique which has been routinely used to gather stomach contents of seabirds for the purpose of dietary studies [29].

## Results

### GPS-tracking

We equipped a total of 43 birds with GPS recorders. One device did not collect data, a second was lost at sea, and a third only collected data for 12 hours. Therefore a total of 40 complete tracks were collected, for at-sea journeys of between 3.6 and 21.1 days (mean  $9.3 \pm 4.9$ ), during which birds travelled between 475 and 4507 km (mean  $3511 \pm 2718$ ). As demonstrated in previous work, the duration of trips was very variable, with trips occurring over oceanic waters, as well as over the shelf edge (Fig. 1).

### Stomach Temperature and pH Patterns

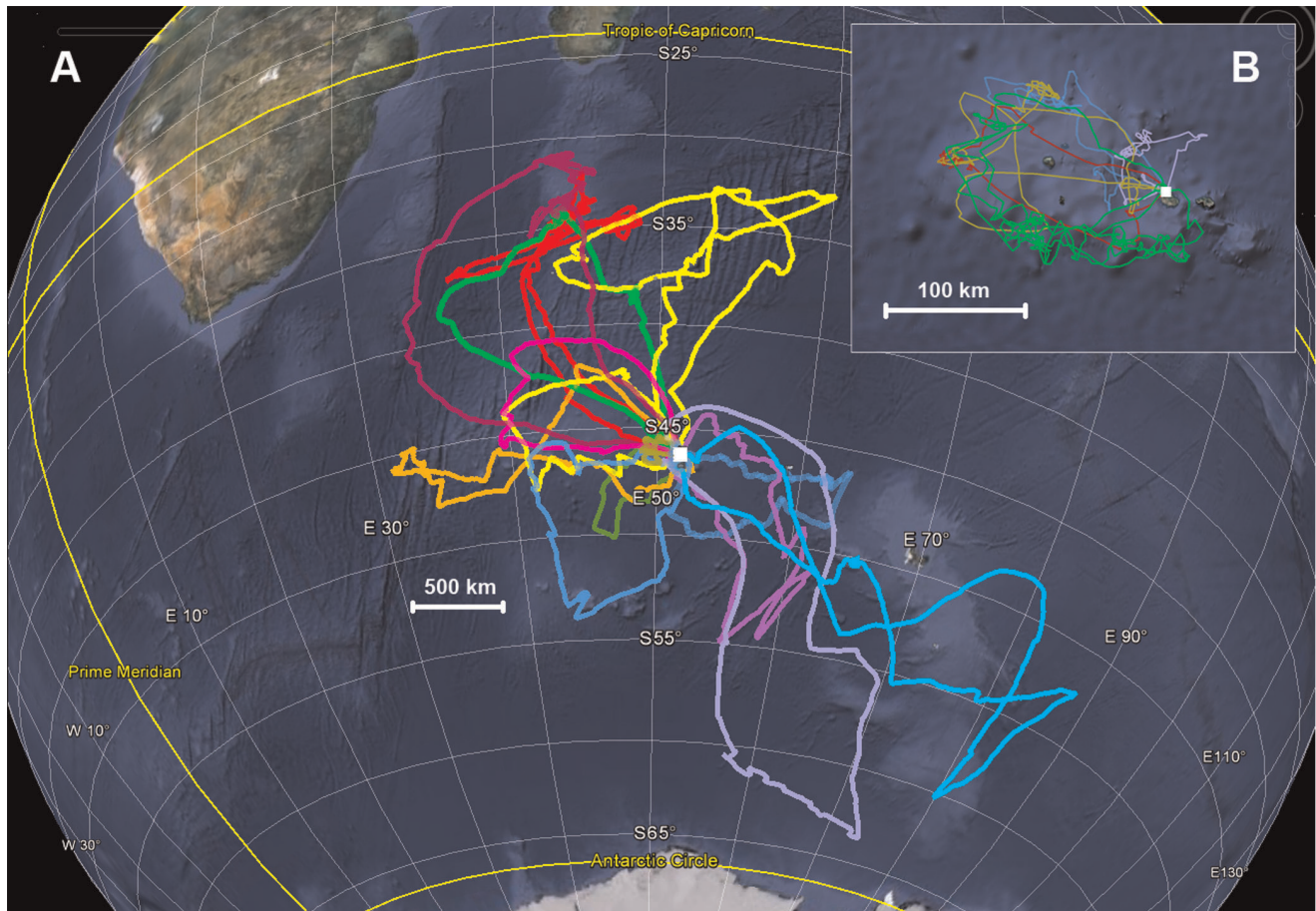
We equipped a total of 5 birds with pH-meters. Two individuals were equipped for a few hours at the nest during an initial test phase, while three were equipped before going out to sea. Within the latter group, only one bird came back to the nest with its pH-meter, the two others regurgitated the device at sea, something which had already occurred in previous studies using similar stomach loggers [28], as it is the natural mechanisms by which wandering albatrosses and other seabirds evacuate indigestible food parts, such as squid beaks.

We therefore analyzed stomach pH and temperature recordings for three birds. In the bird that went out to sea (for a period of 7 days, Fig. 2), basal stomach pH was extremely low (pH  $1.35 \pm 0.14$ ), occasionally decreasing to pH 0.51. Parallel temperature recordings indicated ingestion of cold prey (Fig. 2), who's estimated mass was on average  $110 \pm 280$  g. Prey items were occasionally large, up to an estimated 1160 g. After the intake of such large items, stomach pH rose sharply (up to pH 4.88), and re-acidification to baseline levels only occurred within several hours to one day (Fig. 2). The two birds that stayed on the nest and did not feed showed stable, very low stomach pH levels (average pH  $1.50 \pm 0.13$  and  $1.65 \pm 0.10$ , respectively). These values are in line with the ground pH level recorded in the bird that went out to sea, and the average baseline pH was therefore pH  $1.50 \pm 0.13$  across all three birds.

## Discussion

Using the first stomach pH recording ever conducted in a foraging petrel, we validate our prediction that the stomach pH of wandering albatrosses is extremely low (Fig. 2). Such low pH is very close to the baseline stomach pH recorded in white-backed griffon vultures (Fig. 3, [30]), and is significantly lower than pH levels recorded in a variety of other seabird species that mainly feed on fish and were previously studied using the same miniaturised, autonomous pH-meters (Fig. 3).

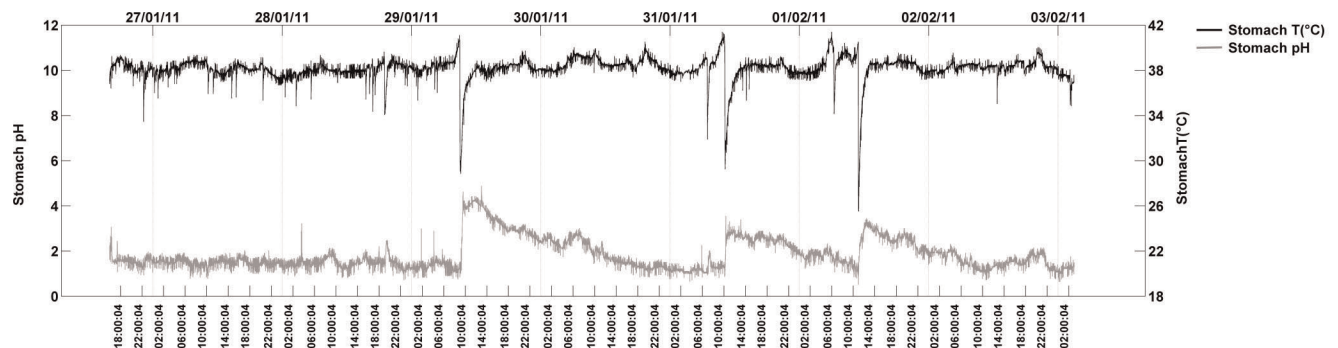




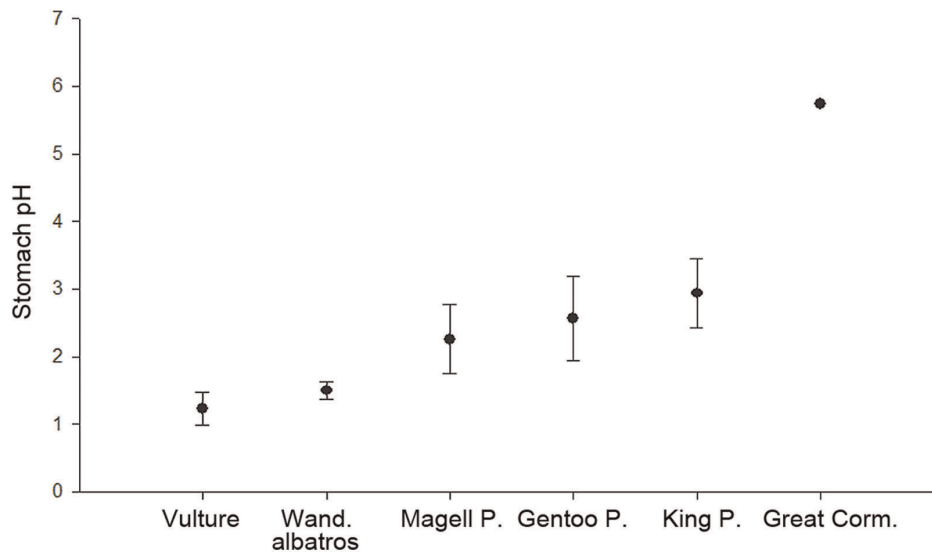
**Figure 1. Foraging paths of 40 incubating wandering albatrosses from Possession Island, Crozet archipelago (white square) in January – March 2011.** (A). Five birds performed long trips towards northwest, three performed long trips towards southeast, five birds performed intermediate trips, nine birds remained between the Crozet Archipelago and the westward Prince Edward Islands, and 18 birds remained on the Crozet plateau (B), extensively foraging along its edge; suggesting local interactions with fishing vessels.  
doi:10.1371/journal.pone.0037834.g001

Our findings are based upon a very limited sample size, consisting of only one recording at sea and two for birds at the nest. They should be complemented by further recordings on a larger number of birds across different stages of the breeding cycle and also across different petrel species showing contrasting dietary preferences. However, our three recordings show consistent, extremely low baseline pH levels of 1.5 on average. Such

physiological parameters are unlikely to show strong inter-individual variability, and indeed standard deviations for stomach pH measurements conducted in other bird species are within the same pH unit. We are therefore confident that our recordings demonstrate highly acidic (<2) stomach pH in wandering albatrosses.



**Figure 2. Parallel recordings of stomach temperature (upper trace, right scale) and stomach pH (lower trace, left scale) in a free-ranging wandering albatross during a seven-day foraging trip at sea.**  
doi:10.1371/journal.pone.0037834.g002



**Figure 3. Baseline stomach pH (mean and standard deviation) in white-backed griffon vultures [30], wandering albatrosses (this study), Magellanic and gentoo penguins (*Spheniscus magellanicus* and *Pygoscelis papua*, [35]), king penguins (*Aptenodytes patagonicus*, [27]) and great cormorants (*Phalacrocorax carbo*, [36]).**  
doi:10.1371/journal.pone.0037834.g003

Such low pH favours rapid chemical digestion of the food and is also optimal for proteolytic enzyme kinetic [10]. It is likely that this physiological characteristic evolved as a response to a diet largely composed of squid, and to a patchy distribution of this food resource resulting in large, infrequent meals. The strategy of wandering albatrosses is indeed to cover long distances rapidly and at low costs, to increase the probability of encountering dispersed prey patches whose distribution is unpredictable [22,31]. They catch on average one prey every 200 km, and some prey can be as heavy as 3.2 kg [22], an additional load that increases wing loading and reduce optimality of flight [23,32]. As indicated above, they often remain at the sea surface for several hours after having swallowed large prey items [22]. This time spent on the sea surface without capturing additional prey probably corresponds to their digestion time, a period during which low stomach pH allows them to process food quickly, to become airborne again and fly at the lowest-possible energetic costs [31]. Being able to digest rapidly large meals represents an important advantage by reducing time spent on the water, or flight costs. This strategy is the marine equivalent to that of foraging vultures, which also remain on the ground after large meals.

However, low stomach pH represents also a strategic advantage for seabirds feeding upon fishery wastes: they can absorb large volumes of this patchy resource, and digest them rapidly. Direct observations around the Crozet-Kerguelen islands conducted from long-liners producing wastes (A. Prudor, unpubl data) show that wandering albatrosses are the dominant species within multi-

species flocks attending fishing vessels because of their large body size and aggressive behaviour [31]. They also have sufficient stomach volume to ingest large volumes of these wastes, yet after a large meal they typically stay at the ocean's surface for several hours.

Wandering albatrosses from the Crozet islands are thought to feed to some extent on wastes from long liners harvesting Patagonian toothfish (*Dissostichus eleginoides*), yet the amount of fishery waste that they actually consume remains to be determined, as well as the incidence of this artificial food resource upon seabird apparent fitness. Indeed, fishery wastes are generally beneficial to scavenging seabirds [33], yet in certain cases they set ecological traps and diminish reproductive success [34].

## Acknowledgments

We are grateful to all participants of the 48th Crozet overwintering team, in particular Maxime Loubon, Anaëlle Atamaniuk, Simon-Pierre Babski and Jérémy Tornos for their dedicated help during fieldwork. Many thanks also to Emilie Tew Kai and Bénédicte Martin for computing and illustrative assistance.

## Author Contributions

Conceived and designed the experiments: DG HW YLM. Performed the experiments: DG AP. Analyzed the data: DG AP. Contributed reagents/materials/analysis tools: YLM HW DG. Wrote the paper: DG.

## References

- Brown JH, Gillooly JF, Allen AP, Savage VM, West GB (2004) Towards a metabolic theory of ecology. *Ecology* 85: 1771–1789.
- Speakman JR, Król E (2010) Maximal heat dissipation capacity and hyperthermia risk: neglected key factors in the ecology of endotherms. *J Anim Ecol* 79: 726–746.
- Karasov WH, Diamond JM (1985) Digestive adaptations for fuelling the cost of endothermy. *Science* 228: 202–204.
- Diamond JM, Karasov WH, Phan D, Carpenter FL (1986) Digestive physiology is a determinant of foraging bout frequency in hummingbirds. *Nature* 320: 62–63.
- Hammond KA, Diamond JM (1997) Maximal sustained energy budgets in humans and animals. *Nature* 386: 457–462.
- Duke GE (1997) Gastrointestinal physiology and nutrition in wild birds. *Proc Nutr Soc* 56: 1049–1056.
- Whelan CJ, Brown JS (2005) Optimal foraging and gut constraints: reconciling two schools of thought. *Oikos* 110: 481–496.
- Stephens DW, Krebs JR (1986) *Foraging theory*. Chichester, West Sussex: Princeton University Press. 247 p.
- Ford S (2010) Raptor Gastroenterology. *J Exot Pet Med* 19: 140–150.
- Herpol C (1967) Study on the proteolytic activity of the digestive tract of different species of birds in relation to their feeding habits. *Zeit vergl Phys* 57: 209–217.

11. Bost CA, Georges JY, Guinet C, Chérel Y, Putz K, et al. (1997) Foraging habitat and food intake of satellite-tracked king penguins during the austral summer at Crozet Archipelago. *Mar Ecol Progr Ser* 150: 21–33.
12. Wilson RP, Ryan PG, Wilson M-P (1989) Sharing food in the stomachs of seabirds between adults and chicks: a case for delayed gastric emptying. *Comp Biochem Physiol* 94A: 461–466.
13. Jackson S (1992) Do seabird gut sizes and mean retention times reflect adaptation to diet and foraging method? *Physiol Zool* 65: 674–697.
14. Imber MJ (1992) Cephalopods eaten by wandering albatrosses (*Diomedea exulans* L) breeding at 6 circumpolar localities. *J Roy Soc New Zeal* 22: 243–263.
15. Chérel Y, Weimerskirch H (1999) Spawning cycle of onychoteuthid squids in the southern Indian Ocean: new information from seabird predators. *Mar Ecol Progr Ser* 188: 93–104.
16. Croxall JP, North AW, Prince PA (1988) Fish prey of the wandering albatross *Diomedea exulans* at South Georgia. *Polar Biol* 9: 9–16.
17. Xavier JC, Trathan PN, Croxall JP, Wood AG, Podesta G, et al. (2004) Foraging ecology and interactions with fisheries of wandering albatrosses (*Diomedea exulans*) breeding at South Georgia. *Fish Oceano* 13: 324–344.
18. Bugoni L, McGill RAR, Furness RW (2010) The importance of pelagic longline fishery discards for a seabird community through stable isotope analysis. *J Exp Mar Biol Ecol* 391: 190–200.
19. Weimerskirch H, Gault A, Chérel Y (2005) Prey distribution and patchiness: factors in foraging success and efficiency of wandering albatrosses. *Ecology* 86: 2611–2622.
20. Hilton GM, Ruxton GD, Furness RW, Houston DC (2000) Optimal digestion strategies in seabirds: A modelling approach. *Evol Ecol Res* 2: 207–230.
21. Wilson RP, Cooper J, Plotz J (1992) Can we determine when marine endotherms feed? A case study with seabirds. *J Exp Biol* 167: 267–275.
22. Weimerskirch H, Pinaud D, Pawlowski F, Bost CA (2007) Does prey capture induce area-restricted search? A fine-scale study using GPS in a marine predator, the wandering albatross. *Am Nat* 170: 734–743.
23. Pennycuik CJ (1989) Bird flight performance: a practical calculation manual. Oxford: Oxford University Press. 153 p.
24. Weimerskirch H (1995) Regulation of foraging trips and incubation routine in male and female wandering albatrosses. *Oecologia* 102: 37–43.
25. Weimerskirch H, Louzao M, de Grissac S, Delord K (2012) Changes in wind pattern alter albatross distribution and life-history traits. *Science* 335: 211–214.
26. Barbraud C, Weimerskirch H (2012) Assessing the effect of satellite transmitters on the demography of the wandering albatross *Diomedea exulans*. *Journal of Ornithology* DOI 10.1007/s10336-011-0752-8.
27. Thouzeau C, Peters G, Le Bohec C, Le Maho Y (2004) Adjustments of gastric pH, motility and temperature during long-term preservation of stomach contents in free-ranging incubating king penguins. *J Exp Biol* 207: 2715–2724.
28. Weimerskirch H, Wilson RP (1992) When do wandering albatrosses *Diomedea exulans* forage? *Mar Ecol Progr Ser* 86: 297–300.
29. Wilson RP (1984) An improved stomach pump for penguins and other seabirds. *J Field Orn* 55: 109–112.
30. Houston DC, Cooper JE (1975) The digestive tract of the whiteback griffon vulture and its role in disease transmission among wild ungulates. *J Wild Dis* 11: 306–313.
31. Weimerskirch H, Guionnet T, Martin J, Shaffer SA, Costa DP (2000) Fast and fuel-efficient? Optimal use of wind by flying albatrosses. *Proc Roy Soc Lond B* 267: 1869–1874.
32. Shaffer SA, Costa DP, Weimerskirch H (2001) Behavioural factors affecting foraging effort of breeding wandering albatrosses. *J Anim Ecol* 70: 864–874.
33. Garthe S, Camphuysen CJ, Furness RW (1996) Amounts of discards by commercial fisheries and their significance as food for seabirds in the North Sea. *Mar Ecol Progr Ser* 136: 1–11.
34. Grémillet D, Pichegru L, Kuntz G, Woakes AG, Wilkinson S, et al. (2008) A junk-food hypothesis for gannets feeding on fishery waste. *Proc Roy Soc London B* 275: 1149–1156.
35. Peters G (1997) Die Regulation der Verdauungsprozesse beim Pinguin (*Spheniscidae*). PhD Thesis, Kiel University, Kiel. 121 p.
36. Grémillet D, Storch S, Peters G (2000) Determining food requirements in marine top predators: a comparison of three independent techniques in Great Cormorants, *Phalacrocorax carbo carbo*. *Can J Zool* 78: 1567–1579.