



HAL
open science

Charge Order at the Frontier between the Molecular and Solid States in $\text{Ba}_3\text{NaRu}_2\text{O}_9$

S. A. J. Kimber, M. S. Senn, Simone Fratini, H. Wu, A. H. Hill, P. Manuel, J.
Paul Attfield, D.N. Argyriou, P. F. Henry

► **To cite this version:**

S. A. J. Kimber, M. S. Senn, Simone Fratini, H. Wu, A. H. Hill, et al.. Charge Order at the Frontier between the Molecular and Solid States in $\text{Ba}_3\text{NaRu}_2\text{O}_9$. *Physical Review Letters*, 2012, 108, pp.217205. 10.1103/PhysRevLett.108.217205 . hal-00704541

HAL Id: hal-00704541

<https://hal.science/hal-00704541>

Submitted on 5 Jun 2012

HAL is a multi-disciplinary open access archive for the deposit and dissemination of scientific research documents, whether they are published or not. The documents may come from teaching and research institutions in France or abroad, or from public or private research centers.

L'archive ouverte pluridisciplinaire **HAL**, est destinée au dépôt et à la diffusion de documents scientifiques de niveau recherche, publiés ou non, émanant des établissements d'enseignement et de recherche français ou étrangers, des laboratoires publics ou privés.

Charge Order at the Frontier between the Molecular and Solid States in $\text{Ba}_3\text{NaRu}_2\text{O}_9$

Simon A. J. Kimber,^{1,2,*} Mark S. Senn,³ Simone Fratini,⁴ Hua Wu,⁵ Adrian H. Hill,¹ Pascal Manuel,⁶ J. Paul Attfield,³ Dimitri N. Argyriou,^{2,7} and Paul F. Henry^{2,7}

¹European Synchrotron Radiation Facility (ESRF), 6 rue Jules Horowitz, BP 220, 38043 Grenoble Cedex 9, France

²Helmholtz-Zentrum Berlin für Materialien und Energie (HZB), Hahn-Meitner Platz 1, 14109, Berlin, Germany

³School of Chemistry, Joseph Black Building, King's Buildings, West Mains Road, Edinburgh, EH9 3JJ

⁴Institut Néel-CNRS and Université Joseph Fourier, Boîte Postale 166, F-38042 Grenoble Cedex 9, France

⁵Laboratory for Computational Physical Sciences, Surface Physics Laboratory and Department of Physics, Fudan University, Shanghai 200433, China

⁶ISIS Science and Technology Facilities Council, Rutherford Appleton Laboratory, Harwell Science and Innovations Campus, Didcot, OX11 0QX, United Kingdom

⁷European Spallation Source ESS AB, Box 176, 22100, Lund, Sweden

(Received 6 September 2011; published 24 May 2012)

We show that the valence electrons of $\text{Ba}_3\text{NaRu}_2\text{O}_9$, which has a quasimolecular structure, completely crystallize below 210 K. Using an extended Hubbard model, we show that the charge ordering instability results from long-range Coulomb interactions. However, orbital ordering, metal-metal bonding, and formation of a partial spin gap enforce the magnitude of the charge separation. The striped charge order and frustrated hcp lattice of Ru_2O_9 dimers lead to competition with a quasidegenerate charge-melted phase under photoexcitation at low temperature. Our results establish a broad class of simple metal oxides as models for emergent phenomena at the border between the molecular and solid states.

DOI: 10.1103/PhysRevLett.108.217205

PACS numbers: 75.25.Dk, 61.05.cp, 71.10.Fd, 75.47.Lx

Strong many body correlations between electrons in solids result in extremely diverse properties including insulating antiferromagnetism, charge order, and superconductivity. This is especially true in organic based materials like fullerides or the κ -(BEDT-TTF)₂X or (Pd[dmit]₂)₂ salts, due to the narrow electronic bandwidth resulting from the overlap of molecular orbitals [1–3]. However, the contacts between molecules are weak, and organic bonding allows low-energy rotational and conformational degrees of freedom. Poorly crystalline or complex low symmetry structures [4–6] are thus common. This problem can be compounded by extreme air sensitivity, the invisibility of hydrogen to x-ray diffraction, and the incoherent background which it generates in neutron scattering experiments. Consequently, nearly all theoretical models of these materials rely on approximations that treat each molecular unit as effective sites on high symmetry lattices [3,7]. These models predict that Coulomb interactions drive electron localization, and that geometrical frustration is responsible for the observed competition between ground states [8]. However, the material-specific interplay between electronic correlations, local-degrees of freedom, and the lattice remains a significant challenge [9]. In this Letter, we show that simple metal oxides can provide new insight into the electronic properties which emerge between the molecular and solid states. Our model compound is $\text{Ba}_3\text{NaRu}_2\text{O}_9$, which has the *6H* hexagonal perovskite structure [Figs. 1(a) and 1(b)] containing isolated $\text{Ru}_2^{5.5+}\text{O}_9$ dimers of face-sharing octahedra which form triangular layers [10]. Previous reports have indicated poorly-metallic conduction around room temperature and a

metal-insulator transition [11] associated with a structural distortion below 210 K. We synthesized single-crystal and powder samples of $\text{Ba}_3\text{NaRu}_2\text{O}_9$ which were characterized by magnetization and high resolution synchrotron x-ray and time-of-flight neutron diffraction measurements. We confirmed that the room temperature structure has hexagonal *P6₃/mmc* symmetry in which all Ru sites are equivalent. The magnetic susceptibility was observed to approximately halve on cooling through a first-order transition at $T_{\text{co}} = 210$ K, consistent with the opening of a charge or spin gap [Fig. 1(c)]. This is accompanied by the formation of an apparently *C*-centered, orthorhombic $2.a \times 2.\sqrt{3}a \times c$ superstructure [10]; however, our high resolution x-ray synchrotron powder diffraction measurements, performed using ID31 at the ESRF, detected a previously unreported monoclinic distortion [Fig. 2(a)] and further weak reflections that showed that the true space group is *P2/c*. The structural model was refined using x-ray data from a twinned single-crystal, and full details are given in the Supplemental Material [12]. The key feature of our low temperature *P2/c* structure is a splitting of the $\text{Ru}_2^{5.5+}\text{O}_9$ dimers into two symmetry inequivalent units, which suggests charge ordering (CO) [Fig. 1(b)]. Motivated by experiments on true molecular materials, we investigated the driving force for this transition using the following extended Hubbard model, with the dimers as effective sites.

$$\hat{H} = -t \sum_{\langle ij \rangle \sigma} (c_{i\sigma}^\dagger c_{j\sigma} + \text{H.c.}) + U_{\text{eff}} \sum_i n_{i\uparrow} n_{i\downarrow} + \sum_{\langle ij \rangle} V_{ij} n_i n_j$$

Here t is the interdimer hopping integral, U_{eff} is the on-site (dimer) Coulomb repulsion, and V is the interdimer

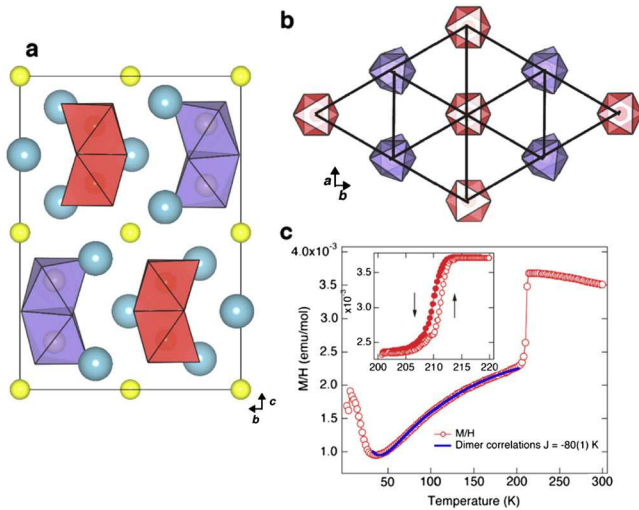


FIG. 1 (color online). (a) CO $P2/c$ structure of $\text{Ba}_3\text{NaRu}_2\text{O}_9$ as determined from synchrotron powder x-ray diffraction projected down $[100]$, sodium atoms are (small) yellow spheres, barium atoms are (large) green. The symmetry inequivalent Ru_2O_9 dimers are shown in red (dark) ($\text{Ru}_2^{5+}\text{O}_9$) and in blue (light) ($\text{Ru}_2^{6+}\text{O}_9$). (b) $P2/c$ structure projected down $[001]$ showing the frustrated triangular layers. (c) Results of magnetic susceptibility measurements for $\text{Ba}_3\text{NaRu}_2\text{O}_9$ in a 1000 Oe field, showing fit to Ru^{6+} dimer correlations below 210 K. The inset (same units) shows the hysteresis on warming or cooling.

Coulomb repulsion. In contrast to Mott insulating organic materials such as the κ -(BEDT-TTF) $_2X$ family, where V is commonly neglected [9], the experimentally determined stripe order could only be reproduced when $V > U_{\text{eff}}$. This implies that the formation of molecular orbitals results in a reduced U_{eff} [7], and that the intersite electron-electron interactions play a fundamental role in the ordering mechanism. However, without breaking the threefold lattice symmetry, a striped ground state is still highly degenerate. We discovered that the full three-dimensional $P2/c$ structure could be rationalized by considering the tetrahedral linkages between the hcp network of dimers. Each tetrahedron of dimers contains two $\text{Ru}_2^{5+}\text{O}_9$ and two $\text{Ru}_2^{6+}\text{O}_9$ units (S1). Hence, so-called ‘ice rules’, which minimize the electrostatic energy of the molecular building blocks [13,14], act as directors for the fluctuating stripe order stabilized by the reduced U_{eff} . On the macroscopic scale, the twinning in single-crystal samples has exactly the degeneracy predicted by this picture, as six orientational stripe domains of equal population are found. Our observations thus establish the Ru_2O_9 dimers as the physically meaningful units in $\text{Ba}_3\text{NaRu}_2\text{O}_9$. This analysis makes no prediction of the size of the charge separation between the sites. However, our precise refinement of $P2/c$ structure allowed us to examine structural parameters on the single-ion and molecular levels, and compare them to other members of the $\text{Ba}_3\text{ARu}_2\text{O}_9$ family of known oxidation states. The valence of each individual Ru cation is reflected [10] by a linearly varying $\langle \text{Ru-O} \rangle$ distance [Fig. 2(b)], and

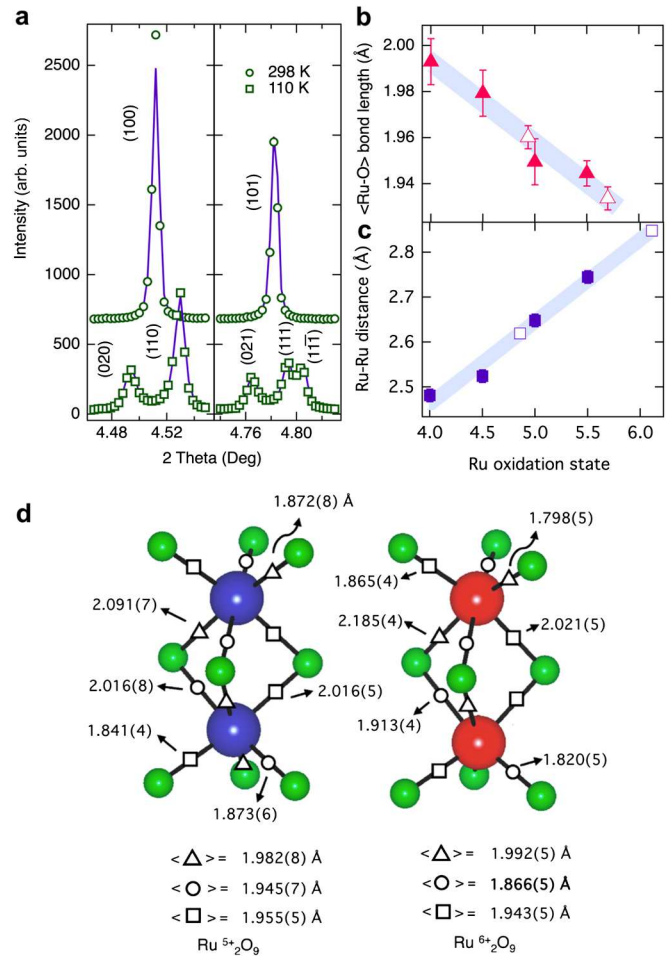


FIG. 2 (color online). (a) Splitting and peak broadening observed in $\text{Ba}_3\text{NaRu}_2\text{O}_9$ by synchrotron powder x-ray diffraction upon cooling into the $P2/c$ CO phase. (b) The Ru-Ru distance has a linear dependence on oxidation state in the $\text{Ba}_3\text{ARu}_2\text{O}_9$ family of compounds with $A = \text{Na}^+$, Ca^{2+} , Nd^{3+} , and Ce^{4+} , which have similar ionic radii. The formal ruthenium oxidation states are 5.5^+ , 5^+ , 4.5^+ , and 4^+ , open symbols are from the $P2/c$ phase determined in this Letter. The shaded region shows the standard deviation of the calibration fit. (c) A similar linear dependence upon formal oxidation state is found for the average Ru-O bond distance in the $\text{Ba}_3\text{ARu}_2\text{O}_9$ materials. The symbols are as above. (d) Coordination environment in the two inequivalent Ru_2O_9 dimers. The Ru^{6+} octahedra are compressed implying t_{2g}^2 orbital ordering.

the refined values for the $P2/c$ structure are in agreement with ‘integer’ separation into 5^+ and 6^+ oxidation states. Furthermore, detailed examination of the coordination environment [Fig. 2(d)] of the two sites provides evidence for ordering of orbital degrees of freedom. In order to separate out the effect of the intrinsic trigonal site distortion from electronic effects, we calculated the average length of perpendicular bond pairs. For the Ru^{5+} sites, which are orbitally nondegenerate with a t_{2g}^3 configuration, these are extremely regular, and lie in the range 1.944(5)–1.9815(8) Å. In contrast, the t_{2g}^2 Ru^{6+} sites have four long bonds

with average lengths in the range 1.943(5)–1.991(5) Å and two short bonds of average length 1.866(5) Å. An orbital ordering distortion therefore lifts the degeneracy of the doubly occupied t_{2g} orbitals. In addition to these single-ion indicators of integer charge order, the interdimer Ru-Ru distances also vary linearly with the oxidation state [Fig. 2(c)]. This implies a well defined 'bond order' determined by the occupation of molecular orbital states and allows a precise estimate of the charge separation into 4.86(16)+ and 6.11(16)+ states. The Ru-Ru bond in the $\text{Ru}_2^{5+}\text{O}_9$ dimers is as short as that found in Ru metal (2.62 Å). Metallic bonding would make these sites non-magnetic, which is in accordance with the magnetic susceptibility below 210 K, which could be modeled assuming only $S = 1$ correlations from the $\text{Ru}_2^{6+}\text{O}_9$ dimers [Fig. 1(c)]. Finally, we used the precise $P2/c$ coordinates to perform LDA + U calculations with $U = 3$ eV, which confirm that complete disproportionation into $\text{Ru}_2^{5+}\text{O}_9$ and $\text{Ru}_2^{6+}\text{O}_9$ pairs is found [Fig. 3(a)]. This is stabilized by the $S = 0$ dimer states, as antiferromagnetic coupling gives by far the lowest energy ground state. A small gap at the Fermi energy is found in accordance with Ref. [11]. These calculations confirm that the simplest molecular constraint, the desire to form closed shell configurations, stabilizes the complete charge segregation found below 210 K. We emphasize that our experimental and theoretical quantification of the degree of charge localization in $\text{Ba}_3\text{NaRu}_2\text{O}_9$ would have been effectively impossible for organic materials.

The integer charge separation motivates comparison with frustrated Ising spin models on the hcp lattice, which have the same ground state configuration [15]. Geometrical frustration of electronic degrees of freedom in molecular solids is additionally predicted to result in competition between charge-ordered and disordered states [14,16]. Although the $P2/c$ phase of $\text{Ba}_3\text{NaRu}_2\text{O}_9$ has large (~ 0.1 Å) atomic displacements, we discovered that the charge order is unusually sensitive to external perturbations. A comparison between the lattice parameters extracted from x-ray (ID31 at ESRF) and neutron (WISH at ISIS) diffraction experiments is shown in Fig. 3(b). Below ~ 40 K these deviate strongly from each other. This was investigated by cooling a sample to 10 K before continuously measuring diffraction profiles with 31 keV x rays. We found that the $P2/c$ charge-ordered structure transforms continuously to a higher symmetry $C2/c$ structure in which only one Ru site is present. This phase was found to be stable for periods of several hours at 10 K, during and after irradiation, and was not observed by neutron powder diffraction down to 1.6 K, which also showed no evidence for long-range magnetic order. Band structure calculations predict metallic conduction in this phase.

The synchrotron x-ray data collected during the melting process show that local and lattice degrees of freedom are inextricably linked. As shown in Fig. 4(a), the average

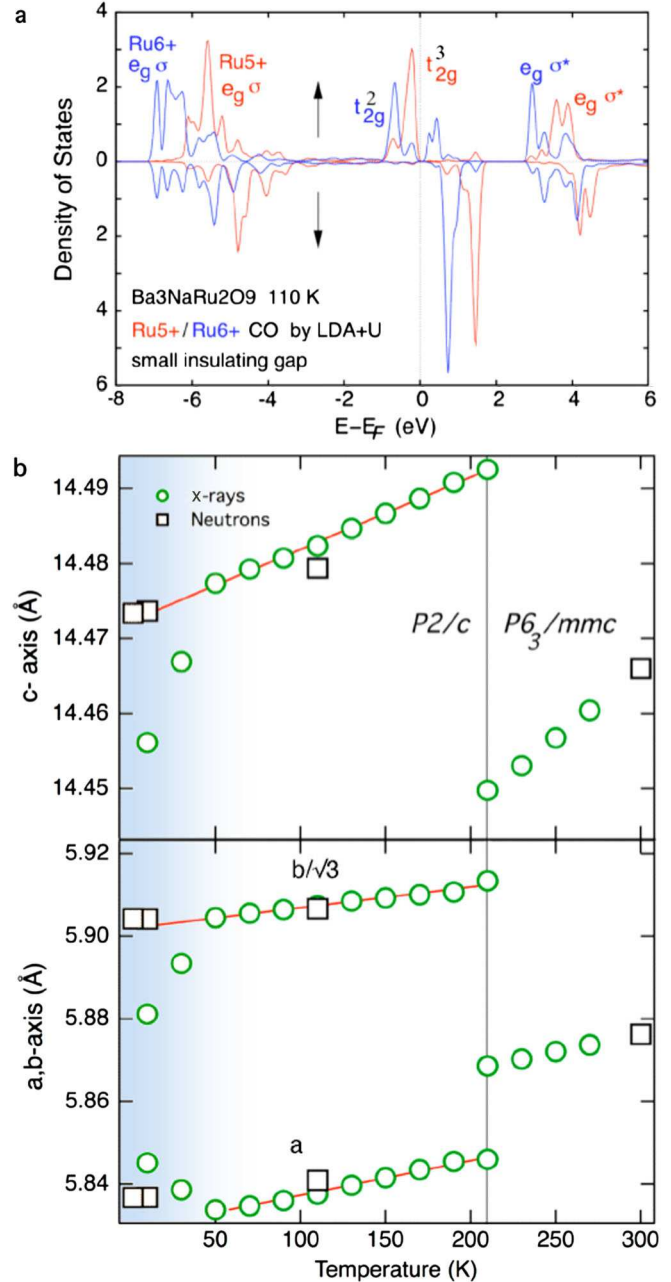


FIG. 3 (color online). (a) Site specific ruthenium density of states determined by LDA + U calculations for the charge-ordered $P2/c$ phase of $\text{Ba}_3\text{NaRu}_2\text{O}_9$, a small insulating gap is stabilized, in accordance with Ref. [11]. (b) Temperature dependence of lattice parameters determined by Rietveld refinement of powder synchrotron x-ray and neutron powder diffraction. Lines show fits used to extrapolate $T = 0$ data points used in Fig. 4.

$\text{Ru}^{5+}/\text{Ru}^{6+}$ charge order, quantified by the difference between the Ru-Ru distances in the two dimers, decreases rapidly with an exponential time constant of 75(8) s. After 120–180 s, this charge order and the corresponding $(h + k) = \text{odd}$ superstructure reflections are completely suppressed showing that the average structure has transformed to $C2/c$ symmetry. The very high resolution of the

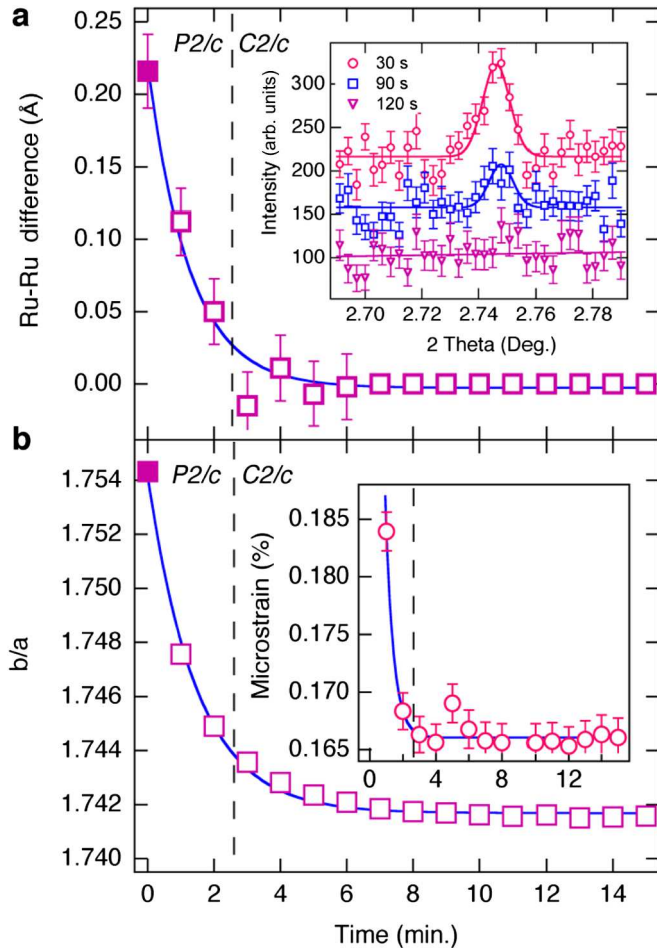


FIG. 4 (color online). (a) Difference between the refined Ru-Ru distance for the two dimer types in $\text{Ba}_3\text{NaRu}_2\text{O}_9$ as a function of irradiation time at 10 K. The $(h+k) = \text{odd}$ superstructure reflections (inset) also disappear, showing that the CO melts. Results of fitting exponential relaxation functions are shown; (b) time dependence of the lattice macrostrain (b/a) ratio. The inset shows the immediate decrease in the lattice microstrain, determined from the $\tan\theta$ dependent contribution to the Lorentzian peak shape.

synchrotron diffraction data makes a transition to an intermediate charge glass of localized but spatially disordered charges unlikely [17], as the microscopic lattice strain, which measures local variations in lattice parameters, also rapidly vanishes. The lattice distortion which breaks frustration, parametrized by the b/a ratio, is coupled to the local order, and relaxes on a similar time scale (88(3) s).

A possible explanation for the CO melting is the dimensional reduction into stripes [18] patterned by the ice-rule constraints. X rays impinging on the sample generate a low concentration of holes by the photoelectric effect. Based on our minimal electrostatic model, these may freely delocalize along the stripe direction, provided that $t \geq V - U_{\text{eff}}/4$, melting the charge order. That this charge-melted phase exists in delicate balance with the charge order, is shown by measurements on warming, as the $P2/c$ phase is

recovered on warming above 40 K with full recovery of the lattice micro- and macrostrains. Future work will be needed to determine the factors which set this temperature scale. However, we note that $\chi(T)$ also reproducibly shows a glassy transition [10] at similar temperatures [Fig. 1(c)], which might indicate an intrinsic instability of the CO, even in the absence of irradiation. Unlike other charge-ordered metal oxides, $\text{Ba}_3\text{NaRu}_2\text{O}_9$ shows both fully crystallized and liquidlike valence electron states at low temperatures. However, the classic examples of oxide charge order are all found in structure types which have infinite lattices of corner, edge or face-sharing coordination polyhedra, like perovskites or spinels. The mechanism for charge order is somewhat controversial in these materials, as only fractional charge separation is found [19], with strong evidence for Fermi surface nesting [20]. In contrast, our results show that long-range electrostatic interactions are responsible for charge ordering in $\text{Ba}_3\text{NaRu}_2\text{O}_9$. Additionally, the comparatively simple crystal structures highlight the role played by single-ion and molecular degrees of freedom. Our results thus lend weight to a recent theoretical investigation of $\kappa\text{-ET}_2\text{Cu}_2(\text{CN})_3$, which showed that intramolecular degrees of freedom must be important in this related class of materials [21].

In summary, our results show that a combination of single-ion and molecular degrees of freedom help to stabilize charge order in $\text{Ba}_3\text{NaRu}_2\text{O}_9$. Our results are reminiscent of the true (organic) molecular solids and provide a model system for studying frustrated strongly correlated electrons. We note the presence of a vast library of unexplored related compounds [22], and predict the future discovery of strongly fluctuating spin-liquid or superconducting ground states.

We thank the ESRF and ISIS for access to their instruments and the HZB, EPSRC and Leverhulme trust for support. We thank S. Parsons for assistance with the single-crystal data collection, and C. D. Ling, R. Valentí, V. Honkimäki, and T. Chatterji for useful discussions.

*Corresponding author: kimber@esrf.fr

- [1] E. Coronado and C. J. Gomez-Garcia, *Chem. Rev.* **98**, 273 (1998).
- [2] M. Kurmoo, A.W. Graham, P. Day, S.J. Coles, M.B. Hursthouse, J.L. Caulfield, J. Singleton, F.L. Pratt, W. Hayes, *J. Am. Chem. Soc.* **117**, 12209 (1995).
- [3] B. J. Powell and R. H. McKenzie, *J. Phys. Condens. Matter* **18**, R827 (2006).
- [4] S. Ravy, J.P. Pouget, L. Valade, and J.P. Legros, *Europhys. Lett.* **9**, 391 (1989).
- [5] S. Rouzière, J.I. Yamaura, and R. Kato, *Phys. Rev. B* **60**, 3113 (1999).
- [6] A. Nakao and R. Kato, *J. Phys. Soc. Jpn.* **74**, 2754 (2005).
- [7] E. Scriven and B. J. Powell, *Phys. Rev. B* **80**, 205107 (2009).

- [8] S. Kino and H. Fukuyama, *J. Phys. Soc. Jpn.* **65**, 2158 (1996).
- [9] H. C. Kandpal, I. Opahle, Y. Z. Zhang, H. O. Jeschke, and R. Valenti, *Phys. Rev. Lett.* **103**, 067004 (2009).
- [10] K. E. Stitzer, M. D. Smith, W. R. Gemmill, and H.-C. zur Loye, *J. Am. Chem. Soc.* **124**, 13877 (2002).
- [11] E. Quarez, M. Huvé, F. Abraham, and O. Mentré, *Solid State Sci.* **5**, 951 (2003).
- [12] See Supplemental Material at <http://link.aps.org/supplemental/10.1103/PhysRevLett.108.217205> for crystallographic details for the charge ordered phase.
- [13] P. W. Anderson, *Phys. Rev.* **102**, 1008 (1956).
- [14] M. Udagawa, H. Ishizuka, and Y. Motome, *Phys. Rev. Lett.* **104**, 226405 (2010).
- [15] D. Auerbach, E. Domany, and J. E. Gubernatis, *Phys. Rev. B* **37**, 1719 (1988).
- [16] J. Merino, H. Seo, and M. Ogata, *Phys. Rev. B* **71**, 125111 (2005).
- [17] I. Ishibashi, T. Y. Koo, Y. S. Hor, A. Borissov, P. G. Radaelli, S. W. Cheong, and V. Kiryukhin, *Phys. Rev. B* **66**, 144424 (2002).
- [18] C. Hotta and F. Pollmann, *Phys. Rev. Lett.* **100**, 186404 (2008).
- [19] J. P. Attfield, *Solid State Sci.* **8**, 861 (2006).
- [20] G. C. Milward, M. J. Calderón and P. B. Littlewood, *Nature (London)* **433**, 607 (2005).
- [21] C. Hotta, *Phys. Rev. B* **82**, 241104(R) (2010).
- [22] R. H. Mitchell, *Perovskites Modern and Ancient* (Almaz Press, Thunder Bay, Ontario, 2002).