



**HAL**  
open science

## Probabilistic nonparametric model of impedance matrices. Application to the seismic design of a structure

R. Cottereau, Didier Clouteau, Christian Soize, S. Cambier

### ► To cite this version:

R. Cottereau, Didier Clouteau, Christian Soize, S. Cambier. Probabilistic nonparametric model of impedance matrices. Application to the seismic design of a structure. *Revue Européenne de Mécanique Numérique/European Journal of Computational Mechanics*, 2006, 15 (1-2-3), pp.131-142. hal-00686296

**HAL Id: hal-00686296**

**<https://hal.science/hal-00686296>**

Submitted on 9 Apr 2012

**HAL** is a multi-disciplinary open access archive for the deposit and dissemination of scientific research documents, whether they are published or not. The documents may come from teaching and research institutions in France or abroad, or from public or private research centers.

L'archive ouverte pluridisciplinaire **HAL**, est destinée au dépôt et à la diffusion de documents scientifiques de niveau recherche, publiés ou non, émanant des établissements d'enseignement et de recherche français ou étrangers, des laboratoires publics ou privés.

# Probabilistic nonparametric model of impedance matrices

## Application to the seismic design of a structure

Régis Cottureau\* — Didier Clouteau\* — Christian Soize\*\* — Simon Cambier\*\*\*

\* *Laboratoire MSSMat, École Centrale Paris  
Grande voie des vignes, F-92295 Châtenay-Malabry cedex  
{cottureau,clouteau}@ecp.fr*

\*\* *LaM, Université de Marne-la-Vallée  
Cité Descartes, F-77454 Marne-la-Vallée cedex 2  
soize@univ-mlv.fr*

\*\*\* *Électricité de France R&D, Dept AMA  
F-92141 Clamart cedex  
simon.cambier@edf.fr*

---

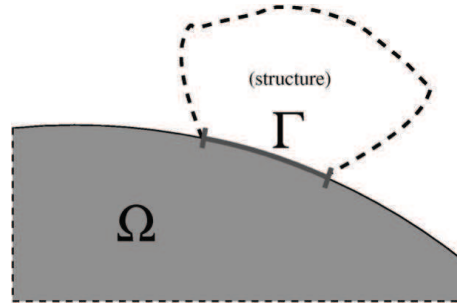
*ABSTRACT. Economic and legal pressures on the structural engineers force them to consider uncertainty in the domains interacting, through boundary impedances, with their design structure. A probabilistic model of this impedance is constructed around a mean hidden state variables model using a nonparametric method. This mean model is constructed using only deterministic tools. The methodology is applied to the design of a gas tank on a layered soil.*

*RÉSUMÉ. Des facteurs économiques et réglementaires poussent les ingénieurs à prendre en compte les incertitudes existant dans les domaines en interaction, via des impédances de frontière, avec les structures qu'ils modélisent. Un modèle probabiliste de ces impédances est construit par une méthode non paramétrique, autour d'un modèle moyen à variables d'état cachées identifié à partir de calculs déterministes. L'approche est appliquée au dimensionnement sismique d'une cuve de stockage de gaz sur sol stratifié.*

*KEYWORDS: nonparametric model, impedance, probabilistic mechanics, uncertainties*

*MOTS-CLÉS : modèle non paramétrique, impédance, mécanique probabiliste, incertitudes*

---



**Figure 1.** Uncertain unbounded domain  $\Omega$  coupled to a structure through a boundary  $\Gamma$

## 1. Introduction

In aeronautics, hydrodynamics and geodynamics, engineers have to deal with unbounded domains - atmosphere, sea or soil - interacting through boundary impedance matrices with the structures they are designing (Wolf, 1985). More generally, domain decomposition techniques make use of impedance matrices when the entire Finite Element (FE) model of an engineering system is too large to be built all at once. Let us consider an unbounded domain  $\Omega$ , coupled through boundary  $\Gamma$  to a structure (figure 1). The impedance of  $\Omega$  through  $\Gamma$  will be denoted  $\mathbf{Z}$ . At the continuous level, it is the classical Dirichlet-to-Neumann operator, and the impedance matrix once numerical approximation is applied. It links - for the local harmonic boundary value problem defined on  $\Omega$  - the displacement vector  $\mathbf{u}$  and the stress vector  $\mathbf{t}$ , defined on a given basis of interface functions on the boundary  $\Gamma$ .

$$\mathbf{Z}(\omega)\mathbf{u}(\omega) = \mathbf{t}(\omega).$$

Conflicting security and economic issues require that the engineers be able to compute, as precisely as possible, those impedance matrices. Unfortunately, that required accuracy is often out of reach. In soil mechanics, for example, the scarcity of the available data on the mechanical parameters, their spatial variability, the errors introduced by the measuring procedures, and the important errors due to the simplistic models used (Favre, 1998), make the achievement of an exact estimation of an impedance matrix illusory. In that case, a probabilistic model has to be constructed and the probability density function of the impedance - rather than a single mean value - estimated.

In that purpose, many different stochastic methods have been developed (Schuëller, 1997). They all share the same characteristic that they try to identify the uncertainty on the parameters of the problem, and propagate that uncertainty to the response of the system through the resolution of a system of stochastic differential equations. The most classical of those parametric methods is the Stochastic FE method (Cornell, 1971, Ghanem *et al.*, 1991) which works fine for the construction

of the probabilistic model of the impedance of a bounded domain but cannot be extended to unbounded domains. Even when coupled with the (deterministic) Boundary Element (BE) method (Savin *et al.*, 2002), only a bounded subdomain is considered to have uncertain characteristics.

In this article, a method is presented to construct the probabilistic model of an impedance matrix, avoiding the construction of the probabilistic model of the dynamic stiffness matrix of the unbounded domain. The link between the value of the parameters of the mechanical model and the value of the impedance matrix is therefore not explicitly given, and the parametric methods cannot be used. A nonparametric method, recently introduced (Soize, 1999, Soize, 2000), is chosen. It is based on the maximum entropy principle (Jaynes, 1957), constrained only by the unquestionable information on the model.

The causality of the impedance matrix being one of these constraints, a mean model has to be constructed which enforces it (*cf.* section 2). The principle of the nonparametric method of random uncertainties in linear structural dynamics is then briefly recalled, followed by the construction of the probabilistic model for the impedance matrix (*cf.* section 3). The required identification of the mean model from experimental or computational results is then described (*cf.* section 4). Finally, this construction is applied for the design under seismic loading of a gas tank resting on a pile foundation (*cf.* section 5).

## 2. Mean model of the impedance matrix

As any physical quantity, the impedance matrix must verify, in the time domain, the causality condition. It states only the natural law that no effect should take place without a cause, or mathematically written:

$$\mathbf{u}(t) = \mathbf{0}, \forall t < 0 \Rightarrow (\hat{\mathbf{Z}} * \mathbf{u})(t) = \mathbf{0}, \forall t < 0,$$

where  $t \rightarrow \hat{\mathbf{Z}}(t)$  is the inverse Fourier transform of the impedance matrix in the frequency domain  $\omega \rightarrow \mathbf{Z}(\omega)$ . Any model, mean or probabilistic, for the impedance matrix should enforce that relation. In the frequency domain, three methods may be used: the Kramers-Kronig relations (Kronig, 1926, Kramers, 1927); the expansion of the impedance matrix on a basis of Hardy functions (Pierce, 2001); or the construction of the impedance matrix on an underlying system ensuring causality (Chabas *et al.*, 1987).

### 2.1. *Kramers-Kronig relations*

The first method was originally used in electromagnetic problems and relates the real and imaginary part of any causal quantity in the frequency domain. In the case of the impedance matrix it states that

$$\Re\{\mathbf{Z}(\omega)\} = \frac{1}{\pi} \oint_{\mathbb{R}} \frac{\Im\{\mathbf{Z}(\omega')\}}{\omega - \omega'} d\omega'.$$

where  $\Re\{\mathbf{Z}\}$  and  $\Im\{\mathbf{Z}\}$  are, respectively, the real and imaginary part of the impedance matrix, and  $\oint$  stands for Cauchy's integral. This relation is still used in experimental physics where the imaginary part of a quantity can sometimes be measured independently from its real part. Here, it is not constructive as no information is available on  $\Im\{\mathbf{Z}\}$ .

### 2.2. *Expansion on a basis of Hardy function*

Another possibility is to expand the impedance matrix on a basis of functions that are known to span the entire space of causal functions: the Hardy functions space  $\mathbb{H}$ . As the family  $(\omega \rightarrow e_n(\omega))_{n \geq 0}$ , defined, for  $\omega \in \mathbb{R}$ , by

$$e_n(\omega) = \frac{1}{\sqrt{\pi}} \left( \frac{1}{i\omega - 1} \right) \left( \frac{i\omega + 1}{i\omega - 1} \right)^n,$$

is an orthonormal basis of  $\mathbb{H}$ , the impedance matrix can be expanded, for  $\omega \in \mathbb{R}$ , in

$$\mathbf{Z}(\omega) = -\omega^2 \mathbf{Z}_{-2} + i\omega \mathbf{Z}_{-1} + \mathbf{Z}_0 + \sum_{n \geq 0} \mathbf{Z}_{n+1} e_n(\omega),$$

where  $\mathbf{Z}_n$  is the  $n^{\text{th}}$  coordinate - frequency-independent - of the pseudo-differential part of  $\mathbf{Z}$  in the basis  $(e_n)_{n \geq 0}$ . Unfortunately, the convergence rate of the approximation  $\sum_{n=0}^N \mathbf{Z}_n e_n$  of  $\mathbf{Z}$  for increasing values of  $N$  is not known, and the *a priori* unknown signature of the coordinates  $\mathbf{Z}_n$  would require the construction of complicated sets of random matrices at the hour of using the nonparametric method.

### 2.3. *Hidden state variables model*

Finally, the impedance matrix can be constructed on an underlying system ensuring that the causality property is verified. It is sought with the same structure as the impedance matrix of a mechanical system whose vibrations in the time domain are governed by a second-order differential equation with constant coefficients. For some systems - a bounded linear elastic system, for example - this approach corresponds exactly to the classical modeling: the impedance is the condensation on the  $n_{\Gamma}$  degrees

of freedom (DOFs) of the boundary of the  $n \times n$  dynamic stiffness matrix  $\mathbf{A}$  written as

$$\mathbf{A}(\omega) = -\omega^2 \mathbf{M} + i\omega \mathbf{D} + \mathbf{K}. \quad [1]$$

where  $\mathbf{M}$ ,  $\mathbf{D}$  and  $\mathbf{K}$  are the real, frequency-independent, matrices of mass, damping and stiffness.  $\mathbf{M}$  is in  $\mathbb{M}_n^+(\mathbb{R})$ , the set of all  $n \times n$  real positive-definite matrices and  $\mathbf{D}$  and  $\mathbf{K}$  are in  $\mathbb{M}_n^{+0}(\mathbb{R})$ , the set of all  $n \times n$  real positive semi-definite matrices.

In the general case, this approach defines an approximation pattern for the impedance matrix and, although the notation will be kept,  $\mathbf{A}$ ,  $\mathbf{M}$ ,  $\mathbf{D}$  and  $\mathbf{K}$  are not the actual dynamic stiffness, mass, damping and stiffness matrices. Likewise, the variables that appear in this model are related to the real DOFs of the physical system only indirectly. This model of the impedance matrix will therefore be called a hidden state variables model.

The bloc-decomposition of the dynamic stiffness matrix on the  $n_\Gamma$  DOFs of the boundary and the  $n_h$  hidden state variables,

$$\mathbf{A}(\omega) = \begin{bmatrix} \mathbf{A}_\Gamma(\omega) & \mathbf{A}_c(\omega) \\ \mathbf{A}_c^T(\omega) & \mathbf{A}_h(\omega) \end{bmatrix}, \quad [2]$$

leads to an impedance matrix in the form:

$$\mathbf{Z}(\omega) = \mathbf{A}_\Gamma(\omega) - \mathbf{A}_c(\omega) \mathbf{A}_h^{-1}(\omega) \mathbf{A}_c^T(\omega), \quad [3]$$

and the bloc-decomposition corresponding to equation [2] for the mass, damping and stiffness matrices leads to, with identification to equation [1],

$$\begin{aligned} \mathbf{A}_\Gamma(\omega) &= -\omega^2 \mathbf{M}_\Gamma + i\omega \mathbf{D}_\Gamma + \mathbf{K}_\Gamma, \\ \mathbf{A}_c(\omega) &= -\omega^2 \mathbf{M}_c + i\omega \mathbf{D}_c + \mathbf{K}_c, \\ \mathbf{A}_h(\omega) &= -\omega^2 \mathbf{M}_h + i\omega \mathbf{D}_h + \mathbf{K}_h. \end{aligned}$$

where  $\mathbf{M}_\Gamma \in \mathbb{M}_{n_\Gamma}^+(\mathbb{R})$ ,  $\mathbf{D}_\Gamma, \mathbf{K}_\Gamma \in \mathbb{M}_{n_\Gamma}^{+0}(\mathbb{R})$ ,  $\mathbf{M}_h \in \mathbb{M}_{n_h}^+(\mathbb{R})$ ,  $\mathbf{D}_h, \mathbf{K}_h \in \mathbb{M}_{n_h}^{+0}(\mathbb{R})$  and  $\mathbf{M}_c, \mathbf{D}_c, \mathbf{K}_c \in \mathbb{M}_{n_\Gamma, n_h}(\mathbb{R})$ .

Equation [3] can be rewritten in the following form:

$$\mathbf{Z}(\omega) = \frac{\mathbf{N}(\omega)}{d(\omega)}, \quad [4]$$

where  $\omega \mapsto \mathbf{N}(\omega)$  and  $\omega \mapsto d(\omega)$  are two polynomials with constant coefficients (matricial for  $\mathbf{N}$  and scalar for  $d$ ). The degrees of  $\mathbf{N}$  and  $d$  verify  $\deg \mathbf{N} = \deg d + 2$ . The values of the matrices  $\mathbf{M}$ ,  $\mathbf{D}$  and  $\mathbf{K}$  of this mean model for the impedance matrix can be identified from computational or experimental results (*cf.* section 4).

### 3. The nonparametric method

The nonparametric method was originally developed in linear structural dynamics (Soize, 1999, Soize, 2000, Soize, 2001a) with applications in vibrations and transient elastodynamics, and was extended to nonlinear dynamical systems (Soize, 2001b) and to the medium frequency range (Soize, 2003). The coupling of structures with different levels of uncertainty has also been considered in (Soize *et al.*, 2003, Chebli *et al.*, 2004) and a nonparametric-parametric approach has been presented in (Desceliers *et al.*, 2003) to model each source of uncertainty with the most appropriate method. Hereafter are only recalled the main ideas, with no proof. The reader should refer to (Soize, 1999, Soize, 2000) for more details.

The main concept of this method is to identify, for each problem, the unquestionable information, and to use the maximum-entropy principle to derive a probabilistic model using only that available information. This information is scarcer than that used in the parametric methods and includes for example, in linear structural dynamics, the positive-definiteness of the mass matrix and the existence of the moments of the inverse of that matrix. Here the available information is composed of the causality of the impedance matrix, which is enforced by the hidden state variables model that was chosen, and the classical information available for the mass, damping and stiffness matrices. This information consists in their signature, their square-integrability, the integrability of their inverse (controlled by a dispersion parameter  $\delta$ ) and their mean value.

More precisely, let  $\mathbf{B}_n$  (be it  $\mathbf{M}$ ,  $\mathbf{D}$  or  $\mathbf{K}$ ) be a  $n \times n$  random matrix such that:

- 1)  $\mathbf{B}_n$  is a random matrix with values in  $\mathbb{M}_n^+(\mathbb{R})$ , almost surely;
- 2)  $\mathbf{B}_n$  is a second-order random variable:  $E\{\|\mathbf{B}_n\|_F^2\} < +\infty$ ;
- 3) The mean value  $\underline{\mathbf{B}}_n$  of  $\mathbf{B}_n$  is given in  $\mathbb{M}_n^+(\mathbb{R})$ :  $E\{\mathbf{B}_n\} = \underline{\mathbf{B}}_n$ ;
- 4)  $\mathbf{B}_n$  is such that:  $E\{\ln(\det \mathbf{B}_n)\} = \nu$ ,  $\nu < +\infty$ ;

where  $\|\mathbf{B}_n\|_F = (\text{tr}\{\mathbf{B}_n \mathbf{B}_n^*\})^{1/2}$  is the Frobenius norm of  $\mathbf{B}_n$ ,  $E\{\cdot\}$  is the mathematical expectation, and the fourth condition enforces the integrability of the inverse of  $\mathbf{B}_n$ , which is controlled equivalently by  $\nu$  or a dispersion parameter  $\delta$  that can be identified from experiments. Using the maximum entropy principle, the probability density function  $p_{\mathbf{B}_n}$  of  $\mathbf{B}_n$ , constrained only by this information, can be calculated analytically, with respect to a measure  $d\tilde{\mathbf{B}}_n$  on  $\mathbb{M}_n^S(\mathbb{R})$ , the set of all  $n \times n$  symmetric real matrices.

A method was devised to compute efficiently Monte-Carlo trials of such a random matrix  $\mathbf{B}_n$ , given its mean value  $\underline{\mathbf{B}}_n$  and a dispersion parameter  $\delta$ . It can also be shown that, if no correlation is explicitly introduced as a constraint in the maximum entropy method between the elements of a set of random matrices, then they are independent variables. This proves that the matrices  $\mathbf{M}$ ,  $\mathbf{D}$  or  $\mathbf{K}$ , each one with its own mean value ( $\underline{\mathbf{M}}$ ,  $\underline{\mathbf{D}}$  and  $\underline{\mathbf{K}}$ ) and dispersion parameter ( $\delta_M$ ,  $\delta_D$  and  $\delta_K$ ) can be drawn independently. For each triplet of Monte-Carlo trials  $[\mathbf{M}, \mathbf{D}, \mathbf{K}]$ , a realization of the

dynamic stiffness matrix  $\mathbf{A}$  is computed using equation [1] and, finally, a realization of the impedance matrix  $\mathbf{Z}$  is obtained with equation [3].

The construction of this probabilistic model of the impedance matrix therefore requires the knowledge of the mean values  $\underline{\mathbf{M}}$ ,  $\underline{\mathbf{D}}$  and  $\underline{\mathbf{K}}$  and dispersion parameters  $\delta_M$ ,  $\delta_D$  and  $\delta_K$ . The identification of the dispersion parameters is described in (Arnst *et al.*, 2005, Soize, 2005, Ratier *et al.*, 2005), and that of the mean matrices is described in the next section.

#### 4. Identification of the matrices $\underline{\mathbf{M}}$ , $\underline{\mathbf{D}}$ , $\underline{\mathbf{K}}$ of the mean model

The identification of the mean values  $\underline{\mathbf{M}}$ ,  $\underline{\mathbf{D}}$ ,  $\underline{\mathbf{K}}$  of the mass, damping and stiffness matrices in the hidden state variables model of the impedance matrix is performed in two steps:

1) The algebraic form [4] of  $\mathbf{Z}$  is considered, and the value of the coefficients of the polynomials  $\mathbf{N}$  and  $d$  are sought so as to minimize an error function between  $\mathbf{Z} = \mathbf{N}/d$  and a given impedance matrix  $\tilde{\mathbf{Z}}$ , that was either measured experimentally or computed. The first step is then an interpolation of a given (matricial) function by a (matrix) rational function. Since the degree of  $\mathbf{N}$  and  $d$  is *a priori* unknown, an iteration on the number of hidden state variables has to be set to obtain an approximation sufficiently accurate.

2) Given the coefficients of the polynomials  $\mathbf{N}$  and  $d$  in [4], the second step consists in finding the mass, damping and stiffness frequency-independent matrices  $\underline{\mathbf{M}}$ ,  $\underline{\mathbf{D}}$ ,  $\underline{\mathbf{K}}$  giving rise in equations [1-3] to such coefficients. No approximation is performed in that step, although, as will be seen, more than one solution may arise.

The interesting feature of that methodology is that it separates the problem into one very generic approximation problem that can be solved by virtually any of many existing methods (Guillaume *et al.*, 1996, Allemang *et al.*, 1998, Pintelon *et al.*, 2001), and one more specific identification problem that does not involve any approximation. Particularly, the error function of step 1 can be adapted to the type of mean impedance available: experimental or computational. For the purpose of the example in this article (*cf.* section 5), a linear least squares approximation with orthonormal polynomial vectors was used but it will not be described here and the reader is referred to (Pintelon *et al.*, 2004, Bultheel *et al.*, 1995). For the remainder of this section, only step 2 of the identification will be considered.

Let  $\Phi$  an orthogonal  $n_h \times n_h$  real frequency-independent matrix,  $\mathcal{M}_c$  a  $n_\Gamma \times n_h$  real frequency-independent matrix and  $\mathbf{U}$  the  $n \times n$  real frequency-independent matrix, defined by

$$\mathbf{U} = \begin{bmatrix} \mathbf{I}_{n_\Gamma} & -\mathcal{M}_c \\ \mathbf{0}_{n_\Gamma, n_h} & \Phi \end{bmatrix} \quad [5]$$

where  $\mathbf{I}_{n_\Gamma}$  is the  $n_\Gamma \times n_\Gamma$  real identity matrix, and  $\mathbf{0}_{n_\Gamma, n_h}$  the  $n_\Gamma \times n_h$  real null matrix. It is obvious from equation [3], that the sets of matrices  $[\underline{\mathbf{M}}, \underline{\mathbf{D}}, \underline{\mathbf{K}}]$  and



$[\underline{U}\underline{M}\underline{U}^T, \underline{U}\underline{D}\underline{U}^T, \underline{U}\underline{K}\underline{U}^T]$  lead to the same impedance matrix, and therefore that they are equivalent sets if only the impedance is given.

Starting from a set  $[\underline{M}, \underline{D}, \underline{K}]$ , if  $\Phi$  is chosen as the matrix of the eigenvectors of the generalized eigenvalue problem for  $\underline{M}_h$  and  $\underline{K}_h$ , normalized with respect to  $\underline{M}_h$  (by hypothesis,  $\Phi$  also diagonalizes  $\underline{D}_h$ ), and  $\underline{\mathcal{M}}_c = \underline{M}_c$ , then we have

$$\underline{U}\underline{M}\underline{U}^T = \begin{bmatrix} \underline{m}_\Gamma & \mathbf{0}_{n_h, n_\Gamma} \\ \mathbf{0}_{n_\Gamma, n_h} & \underline{I}_h \end{bmatrix}, \quad [6]$$

and

$$\underline{U}\underline{D}\underline{U}^T = \begin{bmatrix} \underline{d}_\Gamma & \underline{d}_c \\ \underline{d}_c^T & \underline{d}_h \end{bmatrix}, \underline{U}\underline{K}\underline{U}^T = \begin{bmatrix} \underline{k}_\Gamma & \underline{k}_c \\ \underline{k}_c^T & \underline{k}_h \end{bmatrix}, \quad [7]$$

where  $\underline{d}_h = \text{diag}(2\zeta_k \omega_k)_{1 \leq k \leq n_h}$  and  $\underline{k}_h = \text{diag}(\omega_k^2)_{1 \leq k \leq n_h}$  are diagonal matrices. Since for any matrix  $\underline{U}$  in the form of equation [5], the sets  $[\underline{M}, \underline{D}, \underline{K}]$  and  $[\underline{U}\underline{M}\underline{U}^T, \underline{U}\underline{D}\underline{U}^T, \underline{U}\underline{K}\underline{U}^T]$  are equivalent, we freely choose to perform the identification on a set in the form of equations [6-7]. The impedance matrix can then be written

$$\underline{Z}(\omega) = -\omega^2 \underline{m}_\Gamma + i\omega \underline{d}_\Gamma + \underline{k}_\Gamma - \sum_{k=1}^{n_h} \frac{(i\omega \underline{d}_c + \underline{k}_c)(i\omega \underline{d}_c + \underline{k}_c)^T}{-\omega^2 + 2i\zeta_k \omega_k \omega + \omega_k^2} \quad [8]$$

On the other hand, the matricial rational function  $\omega \rightarrow \underline{N}(\omega)/d(\omega)$  can be expanded in a unique pole-residue form:

$$\underline{Z}(\omega) = \frac{\underline{N}(\omega)}{d(\omega)} = -\omega^2 \underline{R}_{-2} + i\omega \underline{R}_{-1} + \underline{R}_0 + \sum_{k=1}^{2n_h} \frac{\underline{R}_k}{i\omega - p_k}. \quad [9]$$

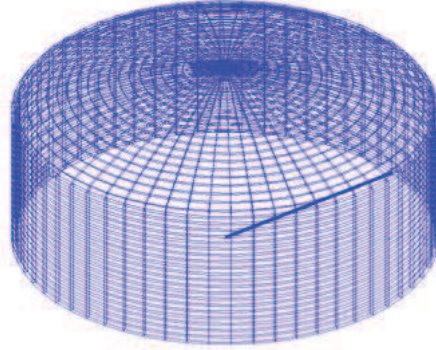
In the general case, the poles and the residue are complex, but can be paired as they are present with their complex conjugate. Let us denote two elements of a pair with  $\alpha$  and  $\beta$ , so that the  $\underline{R}_k^\alpha + \underline{R}_k^\beta$  and  $\underline{R}_k^\alpha p_k^\beta + \underline{R}_k^\beta p_k^\alpha$  are real. Equations [8-9] yield obvious identifications for  $\underline{m}_\Gamma$ ,  $\underline{d}_\Gamma$ ,  $(\omega_k)_{1 \leq k \leq n_h}$  and  $(\zeta_k)_{1 \leq k \leq n_h}$  and lead to the following system of equations for the  $\underline{k}_c^k$ , the  $\underline{d}_c^k$  and  $\underline{k}_\Gamma$ :

$$\begin{cases} \underline{d}_c^k \underline{k}_c^{kT} + \underline{k}_c^k \underline{d}_c^{kT} - 2\zeta_k \omega_k \underline{d}_c^k \underline{d}_c^{kT} = -(\underline{R}_k^\alpha + \underline{R}_k^\beta) & , 1 \leq k \leq n_h \\ \underline{k}_c^k \underline{k}_c^{kT} - \omega_k^2 \underline{d}_c^k \underline{d}_c^{kT} = (\underline{R}_k^\alpha p_k^\beta + \underline{R}_k^\beta p_k^\alpha) & , 1 \leq k \leq n_h \\ \underline{k}_\Gamma + \sum_{k=1}^{n_h} \underline{d}_c^k \underline{d}_c^{kT} = \underline{R}_0 \end{cases}$$

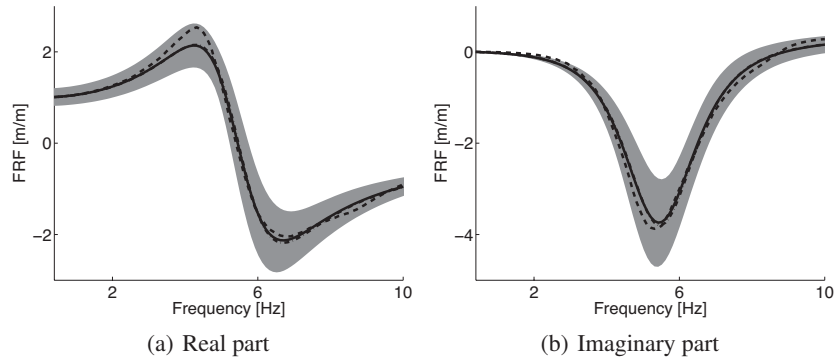
The first  $2n_h$  equations can be solved by diagonalization and, finally  $\underline{k}_\Gamma$  can be computed from the knowledge of the  $\underline{d}_c^k$ .

## 5. Seismic design of a gas storage tank on a layered soil

The method presented in this paper is applied in this section to the seismic design of a concrete gas storage tank set on a circular rigid superficial foundation on a layered



**Figure 2.** FE model of the gas storage tank



**Figure 3.** Real and imaginary parts of the FRF of the highest point of the tank to a unit plane shear wave excitation: FE-BE deterministic model (dashed line); Mean hidden variables model (dash-dotted line); envelope of the Monte-Carlo trials (grey patch); mean of the trials (solid line)

soil. The tank is 80 meters-wide and 38 meters-high and is modeled deterministically. The soil is constituted of a 50 meters-deep soft layer ( $\rho = 2000 \text{ kg/m}^3$ ,  $E = 5.33 \times 10^9 \text{ N/m}^2$ ,  $\nu = 0.33$  and  $\beta = 0.001$ ) on top of a stiffer half-space ( $\rho = 2500 \text{ kg/m}^3$ ,  $E = 6.0 \times 10^9 \text{ N/m}^2$ ,  $\nu = 0.33$  and  $\beta = 0.001$ ). The mean soil impedance matrix is computed using the BE method (Miss3D program (Clouteau, 2003)). The tank is modeled using the FE method (figure 2). The Frequency Response Function (FRF) of the horizontal displacement of the highest point of the structure for a unit plane shear wave excitation propagating from infinity is considered. The real and imaginary parts of that FRF are drawn in dashed line on figure 3.

The hidden state variables model of the mean impedance matrix is constructed, yielding a correct approximation of the BE result with only one hidden variable, and the corresponding FRF is drawn on figure 3 in dash-dotted line (it is almost perfectly covered by the solid line). Finally, the probabilistic model of the impedance matrix is approximated using 1000 Monte-Carlo trials (the mean and the covariance of the impedance matrix converge after a few hundred trials) for equal dispersion parameters for the mass, damping and stiffness matrices:  $\delta_M = \delta_D = \delta_K = 0.1$ . For each impedance matrix, the corresponding displacement of the top of the building is computed and drawn on figure 3.

## 6. Conclusion

The method presented in this paper allows to construct a nonparametric probabilistic model of the soil impedance matrix that takes into account both the data uncertainties and the modeling errors. The only required knowledge is a mean impedance matrix and a set of dispersion parameters that can be identified from experiments (Arnst *et al.*, 2005, Soize, 2005) or that one can vary in a parametric study (Ratier *et al.*, 2005). The mean impedance matrix can be either computed or measured, and is approximated by a hidden variables model that ensures its causality. The way to draw the realizations of the random impedance matrix is given and the response statistics are computed by the Monte-Carlo method. Although the method was presented in the case of seismic engineering, it is useful for a very broad range of applications: any problem involving an unbounded domain is eligible. It may prove interesting even for large bounded domain, as the reduction of the analysis to boundary impedance matrices reduces the computational costs compared to classical parametric methods where the entire uncertain domain has to be modeled. The application showed the applicability of the method for an industrial design problem.

## 7. References

- Allemang R. J., Brown D. L., « A unified matrix polynomial approach to modal identification », *Journal of Sound and Vibration*, vol. 211, n° 3, p. 301-322, 1998.
- Arnst M., Clouteau D., Bonnet M., « Identification of probabilistic structural dynamics model: application to Soize's nonparametric model », in , C. Soize, , G. I. Schuëller (eds), *Eurodyn 2005: Proceedings of the 6th International Conference on Structural Dynamics*, vol. 2, Millpress, Paris, France, p. 823-828, September, 2005.
- Bultheel A., van Barel M., « Vector orthogonal polynomials and least squares approximation », *SIAM Journal of Matrix Analysis and its Applications*, vol. 16, n° 3, p. 863-885, 1995.
- Chabas F., Soize C., « Modeling mechanical subsystems by boundary impedance in the finite element method », *La Recherche Aérospatiale (english edition)*, vol. 5, p. 59-75, 1987.
- Chebli H., Soize C., « Experimental validation of a nonparametric probabilistic model of non homogeneous uncertainties for dynamical systems », *Journal of the Acoustical Society of America*, vol. 115, n° 2, p. 697-705, 2004.

- Clouteau D., *Miss 6.3 : Manuel Utilisateur : version 2.2*, École Centrale Paris, Châtenay-Malabry, France. 2003, in french.
- Cornell A. C., « First order uncertainty analysis of soils deformation and stability », *Proceedings of the first International Conference on Applications of Statistics and Probability to Soil and Structural Engineering*, Hong-Kong, p. 129-144, 1971.
- Desceliers C., Soize C., Cambier S., « Nonparametric-parametric model for random uncertainties in nonlinear structural dynamics: Application to earthquake engineering », *Earthquake Engineering and Structural Dynamics*, vol. 33, p. 315-327, 2003.
- Favre J.-L., « Errors in Geotechnics and their impact on safety », *Computers & Structures*, vol. 67, n° 1, p. 37-45, 1998.
- Ghanem R. G., Spanos P. D., *Stochastic Finite Elements: A Spectral Approach*, Springer-Verlag, 1991.
- Guillaume P., Pintelon R., Schoukens J., « Parametric identification of multivariable systems in the frequency domain - a survey », *Proceedings of the 21st International Conference on Noise and Vibration Engineering (ISMA)*, Leuven (Belgium), p. 1069-1082, 1996.
- Jaynes E. T., « Information theory and statistical mechanics », *Physical Review*, vol. 106, n° 4, p. 620-630, 1957.
- Kramers H. A., « La diffusion de la lumière par les atomes », *Resoconto del Congresso Internazionale dei Fisici*, vol. 2, Como, Italy, p. 545-557, 1927. in french.
- Kronig R. d., « On the theory of dispersion of X-rays », *Journal of the Optical Society of America*, vol. 12, n° 6, p. 547-557, June, 1926.
- Pierce L. B., Hardy Functions, Junior paper, Princeton University, 2001. <http://www.princeton.edu/lbpierce/>.
- Pintelon R., Rolain Y., Bultheel A., van Barel M., « Frequency domain identification of multivariable systems using vector orthogonal polynomials », *Proceedings of the 16th International Symposium on Mathematical Theory of Networks and Systems*, Leuven (Belgium), July, 2004.
- Pintelon R., Schoukens J., *System identification: a frequency domain approach*, IEEE Press, Piscataway, 2001.
- Ratier L., Cambier S., Berthe L., « Analyse probabiliste du désaccordement de roue de turbine », in , R. Ohayon, , J.-P. Grellier, , A. Rassinoux (eds), *Comptes-Rendus du 7ème Colloque National en Calcul des Structures*, vol. 1, Hermès-Lavoisier, Giens, France, May, 2005. in french.
- Savin E., Clouteau D., « Coupling a bounded domain and an unbounded heterogeneous domain for elastic wave propagation in three-dimensional random media », *International Journal for Numerical Methods in Engineering*, vol. 24, p. 607-630, 2002.
- Schuëller G. I., « A state-of-the-art report on computational stochastic mechanics », *Probabilistic Engineering Mechanics*, vol. 12, n° 4, p. 197-321, 1997.
- Soize C., « A nonparametric model of random uncertainties in linear structural dynamics », *Publications du LMA-CNRS*, vol. 152, p. 109-138, June, 1999. Journée Nationale Dynamique Stochastique des Structures, Châtillon, France.
- Soize C., « A nonparametric model of random uncertainties for reduced matrix models in structural dynamics », *Probabilistic Engineering Mechanics*, vol. 15, p. 277-294, 2000.

- Soize C., « Maximum entropy approach for modeling random uncertainties in transient elastodynamics », *Journal of the Acoustical Society of America*, vol. 109, n° 5, p. 1979-1996, May, 2001a.
- Soize C., « Nonlinear dynamical systems with nonparametric model of random uncertainties », *Uncertainties in Engineering Mechanics*, vol. 1, n° 1, p. 1-38, 2001b. <http://www.resonance-pub.com>.
- Soize C., « Uncertain dynamical systems in the medium-frequency range », *Journal of Engineering Mechanics*, vol. 129, n° 9, p. 1017-1027, 2003.
- Soize C., « Random matrix theory for modeling uncertainties in computational mechanics », *Computer Methods in Applied Mechanics and Engineering*, vol. 194, p. 1333-1366, 2005.
- Soize C., Chebli H., « Random uncertainties model in dynamics substructuring using a nonparametric probabilistic model », *Journal of Engineering Mechanics*, vol. 128, n° 4, p. 449-457, April, 2003.
- Wolf J. P., *Dynamic soil-structure interaction*, Prentice-Hall, Inc., Englewood Cliffs, N. J., 1985.