



HAL
open science

Diels-Alder cycloaddition of o-quinonedimethides and alkylidene-5H-furan-2-ones: new and rapid access to lambertellol cores and arthrinone derivatives

Romain Blanc, Virginie Héran, Raphaël Rahmani, Laurent Commeiras,
Jean-Luc Parrain

► To cite this version:

Romain Blanc, Virginie Héran, Raphaël Rahmani, Laurent Commeiras, Jean-Luc Parrain. Diels-Alder cycloaddition of o-quinonedimethides and alkylidene-5H-furan-2-ones: new and rapid access to lambertellol cores and arthrinone derivatives. *Organic & Biomolecular Chemistry*, 2010, 24, pp.5490-5494. 10.1039/C0OB00448K . hal-00682615

HAL Id: hal-00682615

<https://hal.science/hal-00682615v1>

Submitted on 26 Mar 2012

HAL is a multi-disciplinary open access archive for the deposit and dissemination of scientific research documents, whether they are published or not. The documents may come from teaching and research institutions in France or abroad, or from public or private research centers.

L'archive ouverte pluridisciplinaire **HAL**, est destinée au dépôt et à la diffusion de documents scientifiques de niveau recherche, publiés ou non, émanant des établissements d'enseignement et de recherche français ou étrangers, des laboratoires publics ou privés.

Diels–Alder cycloaddition of *o*-quinonedimethides and alkylidene-5*H*-furan-2-ones: new and rapid access to lambertellol cores and arthrinone derivatives†

Romain Blanc, Virginie Héran, Raphaël Rahmani, Laurent Commeiras* and Jean-Luc Parrain*

An efficient synthesis of deoxy-lambertellols was reported through a highly chemo- and diastereoselective intermolecular Diels–Alder cycloaddition between *trans*-1,2-disiloxybenzocyclobutenes and 2-methylprotoanemonine. Such transformation with δ -substituted γ -alkylidenebutenolides, to prepare new analogues of these tricyclic spiro lactones, which would be very difficult to prepare by other ways, was also studied.

Introduction

As predicted by Professor Otto Diels and his student Kurt Alder in 1928,¹ the [4+2] pericyclic reaction, has remained inescapable in the field of organic synthesis and particularly for the total synthesis of numerous natural products.² Since several years, our research group has been interested in the synthesis and reactivity of functionalized butenolides.³ More particularly, γ -alkylidenebutenolides can be easily obtained in one step by a new procedure based on a free palladium Sonogashira coupling between a (*Z*)-3-iodoalkenoic acid and a terminal alkyne in presence of copper(I) salt.⁴ Possessing an $\alpha,\beta,\gamma,\delta$ unsaturated moiety, those lactones are interesting building blocks useful in various synthetic applications.⁵ Contrary to their real synthetic potential, allowing to build stereoselectively a quaternary carbon at the spiro center, the γ,δ conjugate double bond of γ -alkylidenebutenolides has been scarcely used for that purpose. As the dienophile in Diels–Alder type reaction, the majority of examples reported in the literature deals with γ -alkylidenebutenolides without substitution in δ position leading to the formation of the corresponding spiro-cycloadduct.^{6,7} The use of this exocyclic methylene in [4+2] cycloaddition was nicely illustrated in total synthesis of natural products or towards natural products core (Kijanolide core,⁸ Chlorothricolide analog,⁹ Andrirolactone¹⁰ and Abyssomicin C).¹¹ Only few examples were published with δ -substituted γ -alkylidenebutenolides^{6e,12} such as the total synthesis of ircinianin.¹³ Always in the field of Diels–Alder reaction, [4+2] reaction of benzocyclobutene derivatives remains one of the most powerful routes to prepare aromatic bicyclic compounds. Numerous polycyclic compounds of biological interest were prepared

through a thermal ring opening, generating *o*-quinonedimethide followed by an inter- or intramolecular cycloaddition. This methodology was widely applied for the synthesis of natural products such as alkaloids, steroids, terpenoids or anthracyclines.¹⁴ Among natural products with interesting biological activities, Lambertellols take the advantage to possess both aromatic bicyclic part and spiro lactone moiety. They are known to cause mycoparasitism of *Lambertella sp.* against *Monilinia sp.* on apple fruit (Fig. 1).¹⁵

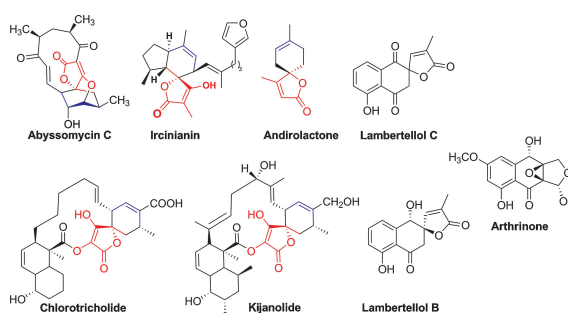
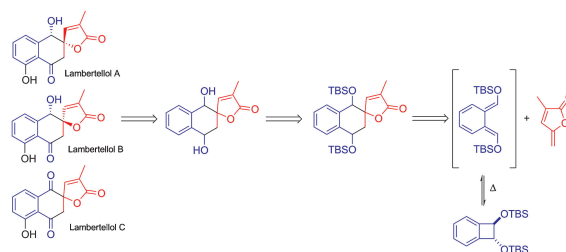


Fig. 1 Examples of natural products containing spiro lactone moiety and/or naphthalen-1(4*H*)-one core.

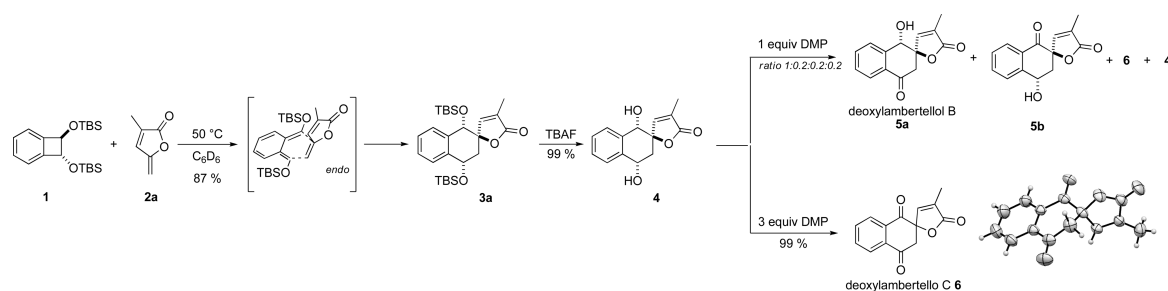
Encouraged by the excellent reactivity of *trans*-1,2-disiloxybenzocyclobutenes **1** in [4+2] cycloaddition,¹⁶ we have undertaken the study of intermolecular Diels–Alder reaction of **1** and methylene-5*H*-furan-2-one **2** as really convergent access to lambertellol backbone (Scheme 1). In this paper, we also studied such transformation with δ -substituted γ -alkylidenebutenolides in order to prepare new analogues of these tricyclic spiro lactones which otherwise would be hardly accessible.



Scheme 1 Retrosynthetic scheme of Lambertellols backbone.

Aix-Marseille Université, Institut des Sciences Moléculaires de Marseille, iSm2-UMR CNRS 6263, Centre Saint Jérôme, Service 532, 13397 Marseille Cedex 20, France. E-mail: jl.parrain@univ-cezanne.fr, Laurent.commeiras@univ-cezanne.fr; Fax: +33 4 91 28 91 87; Tel: +33 4 91 28 89 14 (JLP) or +33 4 91 28 89 26 (LC)

† Electronic supplementary information (ESI) available: Synthesis procedures, ¹H and ¹³C NMR spectra for new compounds. CCDC reference numbers 773863, 773864 and 778187. For ESI and crystallographic data in CIF or other electronic format see DOI: 10.1039/c0ob00448k



Scheme 2 Synthesis of deoxylambertellol C and B.


Results and discussion

Our investigation started with 1,2-*trans*-(*tert*-butyldimethylsilyloxy)benzocyclobutene **1** and alkyldiene butenolide **2a** (Scheme 2). Compound **1** was synthesized in gram scale according to the methods described by Liebeskind¹⁷ and Danishefsky.^{16f} Butenolide **2a** was prepared in two steps from acetone and pyruvic acid.^{18,19} The aldolisation reaction followed by *in situ* crotonisation in acidic conditions furnished the desired lactol which is immediately dehydrated in presence of P₂O₅. At 50 °C in degassed benzene, [4+2] cycloaddition of **1** and **2a** occurred within 4 h, affording chemoselectively the desired spiro-lactone **3a** with complete *endo*-stereoselectivity in 87% yield. The stereochemistry of the cycloadduct was established without ambiguity by X-ray diffraction.²⁰ With the carbon skeleton of lambertellols in hand, we envisaged the synthesis of simplified deoxy-lambertellol. Spirolactone **3a** was then deprotected by reaction with tetrabutylammonium fluoride to afford diol **4** (quantitative yield) which was then oxidized using Dess Martin periodinane. Using one equivalent of Dess Martin periodinane furnished a 64/12/12/12 mixture of the sensitive and unstable deoxylambertellol B core **5a**, the corresponding regioisomer **5b**, **6** and **4** respectively whereas the use of an excess of oxidant gave the sensitive and unstable deoxylambertello C **6** in quantitative yield.²¹ Actually, the present method is largely competitive with the strategy employed for the total synthesis of lambertellols²² and allows the construction of the lambertellol backbone in one step through a chemo- and diastereoselective [4+2] cycloaddition.

To further illustrate the synthetic use of the present method, we decided to evaluate the scope and limitations of the cycloaddition reaction by preparing more synthetic analogs of lambertellols. We have first evaluated the simplest alkyldiene-5*H*-furan-2-one. In spite of the instability of protoanemonin **2b**,^{18,23} we were pleased to find (Scheme 3, entry 1) that **2b** reacts smoothly to give diastereoselectively a 2/1 mixture of tricyclic-spirolactone **3b** and tricyclic fused product **7b** respectively (47% yield). These results were slightly different from Ortuño and Ventura's results in which only the *spiro*-cycloadducts were obtained using buta-1,3-diene derivatives.^{6,7} In view of the divergent chemoselectivities observed in the Diels–Alder reaction of *trans*-1,2-disiloxybenzocyclobutenes **1**, several δ -substituted γ -alkyldienebutenolides **2c–i** were submitted to the cycloaddition reactions conditions (Scheme 3). These lactones were prepared by tandem free palladium Sonogashira cross-coupling/oxacyclisation reactions between acid (*Z*-

3-iodopropenoic acids and terminal alkynes.⁴ Results obtained from [4+2] cycloaddition reaction between **1** and **2c–k**, are assembled in Scheme 3 (entries 2–10). Whatever the substitution pattern (alkyl, aryl, CH₂OPG, CH(OEt)₂), all reactions gave similar results, affording cycloadducts **7c–i** in excellent yield. The cycloaddition reactions take place only at the endocyclic double bond with an *endo*-stereoselectivity. The diastereoselectivity of the reaction was confirmed by X-ray diffraction studies realized on **7c**.²⁴ When a second isomer (up to 7%), in mixture with the first one, was detected, it was difficult to exactly determine its origin: it could be derived from the *E*-isomers of the starting lactone, from a radical mechanism or from an *exo*-approach. Even when the expected spiro-cycloadduct are not obtained, the alternative cycloadducts **7c–i** present an interesting naphtofuranone structure which can be found in arthrinone²⁵ derivatives (Fig. 1). The latter compounds exhibits pronounced biological (mainly antibacterial and antifungal) activities. Limited cytotoxicity was also expressed towards the NCI-60 tumour cell line.²⁶ To compare with previous lactones substituted with electron donating group, the reaction was performed with alkyldienebutenolide possessing an electron deficient exocyclic double bond. Lactone **2j** (Scheme 3, entry 9), prepared by acidic hydrolysis of the acetal function of **2h**, was heated in benzene with **1**. However, in this case cycloaddition reaction equally occurred at the endocyclic double bond to give the fused tricyclic aldehyde **3j** as a single diastereomer. Addition of BF₃·OEt₂, to drive the reaction to the exocyclic double bond, did not allow any cycloadduct and only degradation of starting materials was observed.

The cycloaddition carried out with lactone **2k** (Scheme 3, entry 10), sterically and electronically hindered at the α position, took place only on the endocyclic double bond and furnished, after purification on silica gel, a 78:22 mixture of inseparable diastereomers dehydrohalogenated naphtofuranone.²⁷ The stereochemistry observed for the major diastereomer **7k** differed from that of the other cycloadducts **7b–j**. This last result led us to conclude that, in this case, the thermal cycloaddition could involve a biradical mechanism^{6b,i} or **7k** could easily undergo epimerization at the allylic OTBS position. Unfortunately, when alkyldienebutenolides **2l–m** (Scheme 3, entries 11–12) substituted at the β -position by a methyl group were used as dienophiles, no [4+2]-cycloaddition reactions occurred. In order to favour the cycloaddition reaction, we decided to install an electron withdrawing group onto the exocyclic double bond of the lactone (Scheme 3, entry 13). So using lactone **2n** bearing an aldehyde function, the cycloaddition reaction afforded a 59:31:10 mixture of three



Scheme 3 Study of intermolecular Diels–Alder reaction.

mixture of two diastereomers), the corresponding spiro lactone **3n** (obtained as 1/0.33 mixture of two diastereomers) and the product (obtained as single diastereomer)²⁸ formed by hetero Diels–Alder reaction onto the aldehyde function. The chemoselectivity of the cycloaddition reaction can be reversed (Scheme 3, entries 14) when the reaction was performed with lactone **2o** having a halogen atom at the α -position of the carbonyl function of the lactone. When the endocyclic double bond is tetrasubstituted, the cycloaddition reaction afforded, in 75% yield, a 96 : 4 mixture of spiro lactone **3o** and naphthofuranone **7o** respectively.²⁹ **3o** was obtained in 80:18:2 mixture of three diastereomers, the two major corresponding in a classical pericyclic mechanism (*endo*- and *exo*-approach).³⁰ Contrary to the reaction conducted with lactone **2n**, no hetero cycloadduct was observed using aldehyde **2o**. Replacement of the aldehyde function at the δ position by OPMB, OTBS or phenyl groups (lactones **2p–r**) does not change the chemoselectivity of the reaction. The [4+2] cycloaddition occurs only at the exocyclic double bond to give the corresponding spiro-cycloadducts **3p–r** consisting of mainly two diastereomers in variable relative amounts. The presence of a bromine atom is a very good opportunity to introduce other substituents (CC, CO or CN bonds formation) and to have an access to more functionalized spiro lactones. The reduction of carbon bromine bond would be also very facile furnishing in two steps the spiro-products, impossible to prepare by other ways or with other δ -substituted alkylidenebutenolides.

Conclusion

In summary, we have reported a new highly selective and convergent approach to arthrinone or lambertellol core through an intermolecular Diels–Alder reaction with *trans*-1,2-disiloxybenzocyclobutenes and γ -alkylidenebutenolides. The chemoselectivity of the cycloaddition reaction can be modulated by ring substitution onto the starting lactone. Total syntheses of lambertellol B and C are in progress and will be reported in due course.

Acknowledgements

R.R. thanks MNESR for financial support and Michel Giorgi for X-Ray analysis.

Notes and references

- O. Diels and K. Alder, *Justus Liebigs Ann. Chem.*, 1928, **460**, 98–122.
- (a) F. Fringuello and A. Taticchi, *The Diels–Alder reaction*, Wiley 2002; (b) K. C. Nicolaou, S. A. Snyder, T. Montagnon and G. Vassilikogiannakis, *Angew. Chem., Int. Ed.*, 2002, **41**, 1668–1698.
- (a) A. Duchêne, J. Thibonnet, J.-L. Parrain, E. Anselmi and M. Abarbri, *Synthesis*, 2007, **4**, 597–607; (b) S. Rousset, M. Abarbri, J. Thibonnet, J.-L. Parrain and A. Duchêne, *Tetrahedron Lett.*, 2003, **44**, 7633–7636; (c) S. Rousset, J. Thibonnet, M. Abarbri, A. Duchêne and J.-L. Parrain, *Synlett*, 2000, 260–262; (d) S. Rousset, M. Abarbri, J. Thibonnet, A. Duchêne and J.-L. Parrain, *Org. Lett.*, 1999, **1**, 701–703.
- S. Inack-Ngi, R. Rahmani, L. Commeiras, G. Chouraiqui, J. Thibonnet, A. Duchêne, M. Abarbri and J.-L. Parrain, *Adv. Synth. Catal.*, 2009, **351**, 779–788.
- P. Langer, T. Eckardt, N. N. R. Saleh, I. Karime and P. Müller, *Eur. J. Org. Chem.*, 2001, 3657–3667.
- (a) R. M. Ortuño, J. Corbera and J. Font, *Tetrahedron Lett.*, 1986, **27**, 1081–1084; (b) D. Alonso, V. Branchadell, J. Font, A. Oliva, R. M. (c) D. Alonso, J. Orti, V. Branchadell, A. Oliva, R. M. Ortuño, J. Bertran and J. Font, *J. Org. Chem.*, 1990, **55**, 3060–3063; (d) D. Alonso, J. Font, M. M. Ortuño, J. D'Angelo, A. Guingant and C. Bois, *Tetrahedron*, 1991, **47**, 5895–5900; (e) V. Branchadell, J. Font, A. Oliva, J. Orti, R. M. Ortuño, S. Rafel, N. Terris and M. Ventura, *Tetrahedron*, 1991, **47**, 8775–8786; (f) V. Branchadell, J. Orti, R. M. Ortuño, A. Oliva, J. Font, J. Bertran and J. J. Dannenberg, *J. Org. Chem.*, 1991, **56**, 2190–2193; (g) D. Alonso, J. Font and R. M. Ortuño, *J. Org. Chem.*, 1991, **56**, 5567–5572; (h) C. O. de Echagueen and R. M. Ortuño, *Tetrahedron Lett.*, 1995, **36**, 749–752; (i) V. Branchadell, J. Font, A. G. Moglioni, C. Ochoa de Echagueen, A. Oliva, R. M. Ortuño, J. Veciana and J. Vidal-Gancedo, *J. Am. Chem. Soc.*, 1997, **119**, 9992–10003.
- S. Rafel, G. Cabarrocas, M. Ventura and T. Parella, *J. Chem. Soc., Perkin Trans. 1*, 1998, 3837–3843.
- K. Takeda, S. Yano, M. Sato and E. Yoshii, *J. Org. Chem.*, 1987, **52**, 4135–4137.
- (a) K. Okumura, K. Okazaki, K. Takeda and E. Yoshii, *Tetrahedron Lett.*, 1989, **30**, 2233–2236; (b) K. Takeda, Y. Igarashi, K. Okazaki, E. Yoshii and K. Yamaguchi, *J. Org. Chem.*, 1990, **55**, 3431–3434.
- M. Planas, C. Segura, M. Ventura and R. M. Ortuño, *Synth. Commun.*, 1994, **24**, 651–654.
- (a) C. W. Zapf, B. A. Harrison, C. Drahl and E. J. Sorensen, *Angew. Chem., Int. Ed.*, 2005, **44**, 6533–6537; (b) B. B. Snider and Y. Zou, *Org. Lett.*, 2005, **7**, 4939–4941; (c) E. A. Coulaouros, E. A. Bouzas and A. D. Magos, *Tetrahedron*, 2006, **62**, 5272–5279.
- A. J. Poss and M. H. Brodowski, *Tetrahedron Lett.*, 1989, **30**, 2505–2508.
- (a) J. Uenishi, R. Kawahama and O. Yonemitsu, *J. Org. Chem.*, 1997, **62**, 1691–1701; (b) K. Takeda, M. Sato and E. Yoshii, *Tetrahedron Lett.*, 1986, **27**, 3903–3906.
- (a) G. Metha and S. Kotha, *Tetrahedron*, 2001, **57**, 625–659; (b) J. L. Segura and N. Martin, *Chem. Rev.*, 1999, **99**, 3199–3246; (c) A. K. Sadana, R. K. Saini and W. E. Billups, *Chem. Rev.*, 2003, **103**, 1539–1602; (d) W. Choy, *Tetrahedron*, 1990, **46**, 2281–2286.
- Y. Harada and M. Sasaki, *Rep. Tottori Mycol. Inst.*, 1990, **28**, 275–285.
- (a) K. Yamamoto, M. F. Hentemann, J. G. Allen and S. J. Danishefsky, *Chem.–Eur. J.*, 2003, **9**, 3242–3252; (b) J. Barluenga, F. Aznar and M. A. Palomero, *Chem.–Eur. J.*, 2002, **8**, 4149–4163; (c) J. Barluenga, M. A. Fernandez-Rodriguez and E. Aguilar, *Org. Lett.*, 2002, **4**, 3659–3662; (d) J. G. Allen and S. J. Danishefsky, *J. Am. Chem. Soc.*, 2001, **123**, 351–352; (e) M. F. Hentemann, J. G. Allen and S. J. Danishefsky, *Angew. Chem., Int. Ed.*, 2000, **39**, 1937–1940; (f) J. G. Allen, M. F. Hentemann and S. J. Danishefsky, *J. Am. Chem. Soc.*, 2000, **122**, 571–573.
- M. S. South and L. S. Liebeskind, *J. Org. Chem.*, 1982, **47**, 3815–3821.
- R. Scheffold and P. Dubs, *Helv. Chim. Acta*, 1967, **50**, 798–808.
- K. P. Haval and N. P. Argade, *Synthesis*, 2007, 2198–2202.
- CCDC 773864 contains the supplementary crystallographic data for this paper. These data can be obtained free of charge from The Cambridge Crystallographic Data Centre via www.ccdc.cam.ac.uk/data_request/cif. Even if one 'TBS' moiety was found to be disordered for compound **3a** and was refined on 2 sites of occupancy equal to 0.8 and 0.2 respectively, the relative stereochemistry can be established without ambiguity. See supporting information.
- CCDC 778187 contains the supplementary crystallographic data for this paper. These data can be obtained free of charge from The Cambridge Crystallographic Data Centre via www.ccdc.cam.ac.uk/data_request/cif.
- M. Nomiya, T. Murakami, N. Takada, T. Okuno, Y. Harada and M. Hashimoto, *J. Org. Chem.*, 2008, **73**, 5039–5047.
- E. Shaw, *J. Am. Chem. Soc.*, 1946, **68**, 2510–2513.
- CCDC 773863 contains the supplementary crystallographic data for this paper. These data can be obtained free of charge from The Cambridge Crystallographic Data Centre via www.ccdc.cam.ac.uk/data_request/cif. Even if both 'TBS' moieties were found to be disordered for compound **7c**, the relative stereochemistry can be established without ambiguity. See supporting information.
- J. Qian-Cutrone, Q. Gao, S. Huang, S. E. Klohr, J. A. Veitch and Y.-Z. Shu, *J. Nat. Prod.*, 1994, **57**, 1656–1660; M. J. Piggott, *Tetrahedron*, 2005, **61**, 9929–9954 and references therein.

- 26 A. C. Whyte, J. B. Gloer, B. Koster and D. Malloch, *Can. J. Chem.*, 1997, **75**, 768–772.
- 27 ¹H NMR spectrum of the crude product revealed the presence of a 1/0,9 mixture of the deshydrohalogenated and non-deshydrohalogenated naphthofurane respectively.
- 28 The stereochemistry was not assigned. For hetero Diels–Alder reactions with *o*-quinonedimethydes see ref. 16e.
- 29 Cycloaddition performed with lactone acetal, precursor of lactone aldehyde **2p** led to the formation of the corresponding spiro-cycloadduct. Unfortunately, the acetal function was too sensitive and up to 40% of deprotected aldehyde **3p** was recovered after purification on neutralized silica gel.
- 30 The stereochemistry of the third diastereomer was not assigned.