



HAL
open science

Synthesis of Functionalized Spiro-Heterocycles by Sequential Multicomponent Reaction/Metal Catalyzed Carbocyclizations from Simple β -Ketoesters and Amides

Hadjira Habib-Zahmani, Jacques Viala, Jean Rodriguez

► **To cite this version:**

Hadjira Habib-Zahmani, Jacques Viala, Jean Rodriguez. Synthesis of Functionalized Spiro-Heterocycles by Sequential Multicomponent Reaction/Metal Catalyzed Carbocyclizations from Simple β -Ketoesters and Amides. SYNLETT, 2007, 7, pp.1037-1042. 10.1055/s-2007-973896 . hal-00676878

HAL Id: hal-00676878

<https://hal.science/hal-00676878>

Submitted on 6 Mar 2012

HAL is a multi-disciplinary open access archive for the deposit and dissemination of scientific research documents, whether they are published or not. The documents may come from teaching and research institutions in France or abroad, or from public or private research centers.

L'archive ouverte pluridisciplinaire **HAL**, est destinée au dépôt et à la diffusion de documents scientifiques de niveau recherche, publiés ou non, émanant des établissements d'enseignement et de recherche français ou étrangers, des laboratoires publics ou privés.

Synthesis of Functionalized Spiro-Heterocycles by Sequential Multicomponent Reaction/Metal Catalyzed Carbocyclizations from Simple β -Ketoesters and Amides.

Hadjira Habib-Zahmani,^b Jacques Viala,^{a*} Salih Hacini,^b and Jean Rodriguez^{a*}

^aUniversité Paul Cézanne (Aix-Marseille III), UMR CNRS 6178 SYMBIO, Faculté des Sciences et Techniques, boîte 531, 13397 Marseille cedex 20, France.

Fax +33(4)91289187 ; E-Mail: jean.rodriguez@univ-cezanne.fr

^bLaboratoire de Synthèse Organique, Institut de Chimie, Université d'Oran-Es-Sénia, BP-1524, 31000 Oran, Algérie.

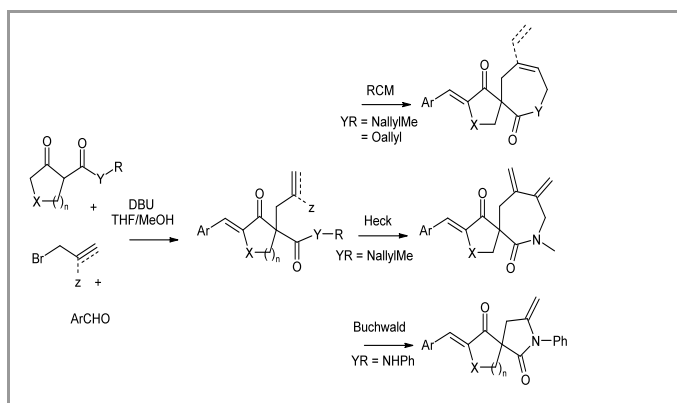
Abstract: A new strategy from simple cyclic β -ketoesters or amides involving a selective three-component reaction and a ring closing metathesis or a palladium catalyzed carbocyclization in a sequential fashion to access spiro-heterocycles is reported. This expedient two-step sequence generates compounds of significant molecular complexity and high synthetic and biological relevance from simple and readily available starting materials.

Key words: Multicomponent reactions, Ring Closing Metathesis, Heck reaction, Spiro-heterocycles, 1,3-dicarbonyl compounds.

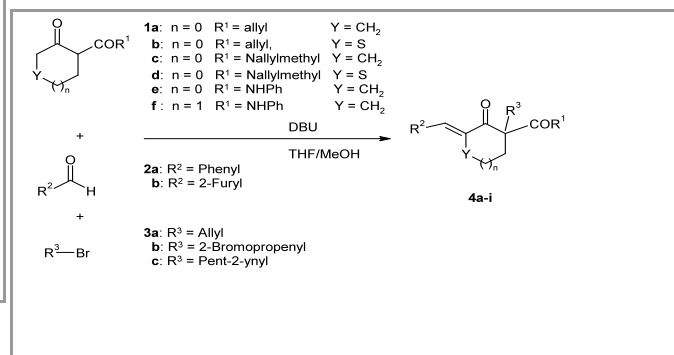
Multicomponent reactions (MCRs),¹ combining at least three different substrates in a one-pot operation, constitute nowadays a central academic and industrial investigation domain² in diversity-oriented synthesis³ of functionalized heterocycles. These very efficient atom-⁴ and step-economic⁵ transformations also combine increase in molecular and functional complexity with practical and environmental concerns,⁶ approaching quite closely the concept of an ideal synthesis.⁷ In recent years, some of these transformations involving isocyanides have been combined with specific chemical postcondensation modifications that allow access to even more functionalized and specialized heterocyclic scaffolds.⁸ As part of our efforts to develop new routes to construct novel heterocyclic structures with high synthetic and biological potential, we have recently reported efficient MCRs from 1,3-dicarbonyl compounds⁹ including β -ketoesters and β -ketoamides.¹⁰ In this communication we report on our efforts on extensions and postmodifications of our previously developed three-component α,γ -difunctionalization of β -ketoesters and amides^{10b} using either a ring-closing metathesis (RCM) or a palladium catalyzed carbocyclization as ultimate step in the sequence for the selective elaboration of spiro-heterocycles (Scheme 1).

widely through terrestrial plants, marine organisms or fungi and therefore have attracted considerable interest both from theoretical and synthetic points of view.¹¹ More particularly, the spiro-heterocyclic nucleus is present in a variety of natural products and biologically active compounds and can be of importance in the development of new medicinally relevant heterocyclic scaffolds. For example, a new class of marine toxins isolated from shelfish and dinoflagellate, such as pinna-toxins¹² and pteriatoxin¹³ exhibits an azaspiro[6,5] system responsible for the biological activity. Therefore, targeting these heterocyclic cores has long been an area of intense development and still constitutes an active domain. Although numerous methods have been reported for the synthesis of functionalized spiro-heterocyclic compounds, our approach constitutes the first implication of a totally chemo-, regio-, and stereoselective MCR coupled with specific postcondensations and using simple and readily available cyclic β -ketoesters and amides.¹⁴

The success of our methodology rests upon the functional tolerance of the MCR both in the carbocyclic and heterocyclic series. Therefore, the new properly functionalized precursors for the carbocyclizations, bearing the required quaternary carbon atom, were readily obtained by varying the 1,3-dicarbonyl compound **1**, the aldehyde **2** and the electrophile **3** components (Scheme 2).



Scheme 1 General method for spiro-heterocycles



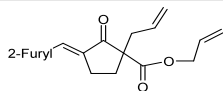
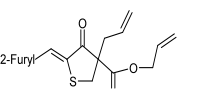
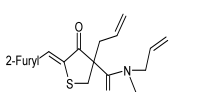
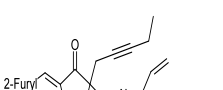
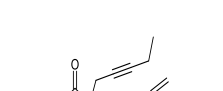
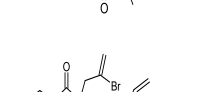
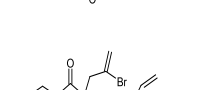
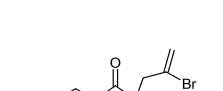
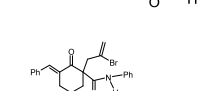
Scheme 2 MCRs with cyclic β -ketoesters and amides

Although spiro-bicyclic rings are less represented in nature compared to other fused systems, they occur

Under general experimental conditions (Table 1) consisting in the utilization of DBU as base in MeOH, both β -ketoesters (entries 1, 2), tertiary β -ketoamides (entries 3-7), and secondary β -ketoamides (entries 8, 9) including the thioheterocyclic series gave good to excellent results.¹⁵ The reaction proceeded smoothly either with allyl bromide **3a**, 2-bromopropenyl bromide **3b** or pent-2-

ynyl bromide **3c** as electrophiles allowing the selective and modular preparation of RCM precursors **4a-e** and vinylic bromides **4f-i** required for the palladium carbocyclizations (Table 1). Compounds **4a-h** exhibit the E-configuration of the double bond as we shown in our previous paper.^{10b}

Table 1 MCRs leading to spiro-heterocyclic precursors.^a

Entry	Ketoester	Aldehyde R ²	Halide R ³	Time[h]	Product	Yield [%] ^b
1	1a	2-Furyl	Allyl	24 ^c		4a ^{10c} 72
2	1b	2-Furyl	Allyl	12 ^d		4b 68
3	1d	2-Furyl	Allyl	48		4c 48
4	1c	2-Furyl	Pent-2-ynyl	48		4d 38
5	1d	2-Furyl	Pent-2-ynyl	48		4e 46
6	1c	Phenyl	2-Bromo-propenyl	48		4f 34
7	1d	Phenyl	2-Bromo-propenyl	48		4g 41
8	1e	2-Furyl	2-Bromo-propenyl	24		4h 90
9	1f	Phenyl	2-Bromo-propenyl	24		4i 39

^a Unless otherwise specified the reactions were run in methanol at reflux. ^b Isolated. ^c The reaction was run in THF containing 10% MeOH at RT. ^d The reaction was performed at 0°C to prevent transesterification.

With this selection of new, highly functionalized precursors in hand we started to explore their chemistry taking advantage of the presence of a quaternary center for the construction of diverse spiro-structures **6** and **7** (Table 2). We looked first at the RCM starting with diallyl ket-ester **4a** which we found not to be trivial. Indeed, the RCM turned to be highly catalyst dependent since only degradation was produced or no conversion was reached with up to 20 mol% of the first-generation Grubbs catalyst **5a** (Figure 1), regardless of the reaction conditions or after adding various amounts of $\text{Ti}(\text{OiPr})_4$ in order to prevent deactivation of the catalyst.¹⁶ Alternatively, a substantial yield of 59 % was achieved for spiro[6,4]lactone **6a** when 20 mol % of the more active second-generation Grubbs catalyst **5b** was used in refluxing CH_2Cl_2 for 30 hours (Table 2, entry 1).¹⁷

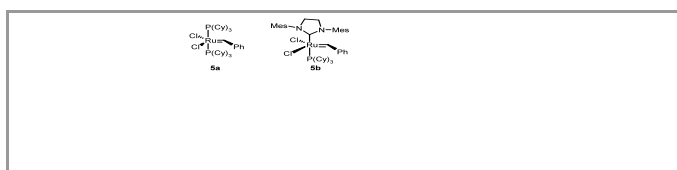
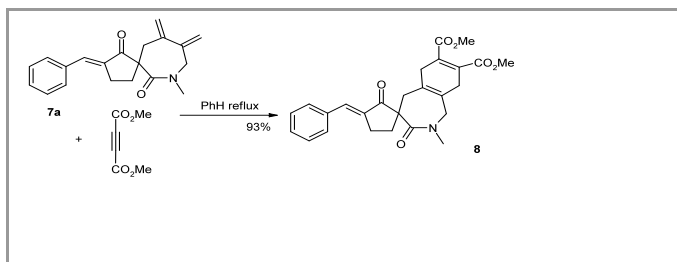


Figure 1 Grubbs Catalysts : first and second generations

On the basis of the success of this model system, the corresponding sulfur containing spiro lactone **6b** and spiro lactam **6c** were obtained in 56 % and 70 % yields, respectively (entries 2, 3) with surprisingly a much lower catalyst loading despite the presence of the sulfur atom. On the other hand, the enyne-RCM of precursors **4d,e** also proceeded smoothly to give the expected spiro-structures **6d,e** bearing a synthetically valuable 1,3-diene, with acceptable yields (entries 4, 5).

Alternatively, compounds **4f-i** are properly functionalized to be involved in intramolecular palladium catalyzed carbocyclizations such as Heck¹⁸ reaction and Buchwald¹⁹ amidation. To this end, compounds **4f,g** were easily cyclized with a comparable efficiency under standard conditions using $\text{Pd}(\text{OAc})_2$ and PPh_3 in the presence of Et_3N in refluxing CH_3CN (entries 6, 7).²⁰ The expected spiro[6,4]lactams **7a,b** conserved the feature of a synthetically useful exocyclic *cis*-fixed 1,3-diene which reacted with dimethyl acetylenedicarboxylate (DMAD) in refluxing benzene to give the tricyclic skeleton **8** with 93 % yield (Scheme 3).



Scheme 3 Diels-Alder Reaction on spiro lactam **7a**

Finally, bromoolefins **4h,i** were subjected to the standard catalytic amidation conditions involving the system

$\text{Pd}(\text{OAc})_2/\text{DPEphos}$ to give the *exo*-methylene spiro[4,4]- and spiro[5,4]amides **7c,d** with 66% and 40% yield, respectively (entries 8, 9).

Table 2 Spiroheterocycles from compounds **4**

Entry	MCR	Conditions	Product	[%] ^a
1	4a	20 mol%, 30 h ^b		6a 59
2	4b	10 mol%, 10 h ^b		6b 56
3	4c	5 mol%, 4 h ^b		6c 70
4	4d	10 mol%, 12 h ^b		6d 59
5	4e	5 mol%, 7 h ^b		6e 62
6	4f	PPh_3 , Et_3N , 17 h ^c		7a 73
7	4g	PPh_3 , Et_3N , 17 h ^c		7b 72
8	4h	K_2CO_3 , 24 h ^d		7c 66
9	4i	K_2CO_3 , 24 h ^d		7d 40

^a Isolated. ^b All RCM were performed in anhydrous CH_2Cl_2 at reflux using catalyst **5b**. ^c Heck reactions were performed in refluxing anhydrous CH_3CN using 5 mol % of $\text{Pd}(\text{OAc})_2$ as catalyst. ^d Buchwald amidations were performed in refluxing toluene using the system $\text{Pd}(\text{OAc})_2/\text{DPEphos}$ in the ratio 10/15 mol % as catalyst.

In conclusion, we have shown that the combination of the three-component α,γ -difunctionalization of 1,3-dicarbonyl compounds with diene- and enyne-RCM or palladium catalyzed carbocyclizations constitutes a new, easy and modular access to a variety of functionalized spiro-heterocycles including [4,4], [5,4] and [6,4] lactone and lactam systems as potential synthetic scaffolds for the discovery of novel lead structures.

Acknowledgment

We thank Dr. Robert Faure for helpful assistance with NMR structure determinations, the french research ministry, the CNRS and the Université Paul Cézanne (UMR 6178) for financial support.

References

- (1) (a) For a recent monograph, see: Multicomponent Reactions, Zhu, J.; Bienaymé, H.; Eds.; Wiley-VCH, Weinheim, 2005. For some recent reviews on MCRs, see: (b) Dömling, A. *Chem. Rev.* **2006**, *106*, 17, and references cited there in. (c) Bienaymé, H.; Hulme, C.; Odon, G.; Schmitt, P. *Chem. Eur. J.* **2000**, *6*, 3321. (d) Domling, A.; Ugi, I. *Angew. Chem., Int. Ed.* **2000**, *39*, 3168. (e) Zhu, J. *Eur. J. Org. Chem.* **2003**, 1133. (f) Orru, R. V.; de Greef, M. *Synthesis* **2003**, 1471. (g) Ramon, D. J.; Yus, M. *Angew. Chem., Int. Ed.* **2005**, *44*, 1602. For representative reviews, see: (h) Tietze, L. F. *Chem. Rev.* **1996**, *96*, 115. (i) Tietze, L. F.; Lieb, M. E. *Curr. Op. Chem. Biol.* **1998**, *2*, 363. (j) Rodriguez, J. *Synlett* **1999**, 505. (k) Tietze, L.F.; Brasche, G.; Gericke, K. *Domino Reactions in Organic Synthesis*; Wiley-VCH, Weinheim, 2006.
- (2) Weber, L.; Illgen, M.; Almstetter, M. *Synlett* **1999**, 366
- (3) Schreiber, S. L. *Science* **2000**, *287*, 1964.
- (4) (a) Trost, B. M. *Science* **1991**, *254*, 1471. (b) Trost, B. M. *Angew. Chem., Int. Ed.* **1995**, *34*, 258. (c) Trost, B. M. *Acc. Chem. Res.* **2002**, *35*, 695.
- (5) (a) Wender, P. A.; Bi, F. C.; Gamber, G. G.; Gosselin, F.; Hubbard, R. D.; Scanio, M. J. C.; Sun, R.; Williams, T. J.; Zhang, L. *Pure Appl. Chem.* **2002**, *74*, 25. (b) Wender, P. A.; Baryza, J. L.; Brenner, S. E.; Clarke, M. O.; Gamber, G. G.; Horan, J. C.; Jessop, T. C.; Kan, C.; Pattabiraman, K.; Williams, T. J. *Pure Appl. Chem.* **2003**, *75*, 143. (c) Wender, P. A.; Baryza, J. L.; Brenner, S. E.; Clarke, M. O.; Craske, M. L.; Horan, J. C.; Meyer, T. *Curr. Drug Discov. Technol.* **2004**, *1*, 1. (d) Wender, P. A.; Gamber, G. G.; Hubbard, R. D.; Pham, S. M.; Zhang, L. *J. Am. Chem. Soc.* **2005**, *127*, 2836.
- (6) For a special issue in environmental chemistry, see: *Chem. Rev.* **1995**, *95*, 3.
- (7) Wender, P. A.; Handy, S. T.; Wright, D. L. *Chem. Ind.* **1997**, 765.
- (8) See Refs 1a,b and Gracias, V.; Gasielki, A. F.; Djuric, S. *W. Org. Lett.* **2005**, *7*, 3183.
- (9) For recent reviews, see : Simon, C.; Constantieux, T.; Rodriguez, J. *Eur. J. Org. Chem.* **2004**, 4957. Constantieux, T.; Rodriguez, J. In *Targets in Heterocyclic Systems*; Attanasi, O.A., Spinelli, D. Eds.; Società Chimica Italiana: Rome, 2005; Vol 9. Liéby-Muller, F., Simon, C.; Constantieux, T., Rodriguez, J. *QSAR comb. Sci.* **2006**, *25*, 432.
- (10) (a) Liéby-Muller, F.; Simon, C.; Imhof, K.; Constantieux, T.; Rodriguez, J. *Synlett* **2006**, 1671. (b) Liéby-Muller, F., Constantieux, T., Rodriguez J. *J. Am. Chem. Soc.* **2005**, *127*, 17176. (c) Habib-Zahmani, H.; Hacini, S.; Charonnet, E.; Rodriguez, J. *Synlett*, **2002**, 1827.
- (11) (a) Sannigrahi, M. *Tetrahedron* **1999**, *55*, 9007. Martin., J. D. in *Studies in Naturel Products Chemistry*; A. U. Rahman, Ed., Elsevier, Amsterdam, 1990; Vol. 6, p. 59. (b) El Bialy, S. A. A.; Braun, H.; Tietze, L. F. *Synthesis* **2004**, 2249.
- (12) Takada, N.; Umemura, N.; Suenaga, K.; Chou, T.; Nagatsu, A.; Haino, T.; Yamada, K.; Uemura, D. *Tetrahedron Lett.* **2001**, *42*, 3491.
- (13) Takada, N.; Umemura, N.; Suenaga, K.; Uemura, D. *Tetrahedron Lett.* **2001**, *42*, 3495.
- (14) Ref. 10b and Charonnet, E.; Filippini, M. H.; Rodriguez, J. *Synthesis* **2001**, 788.
- (15) **General Procedure for MCRs:** To a solution of ketoester or ketoamide **1** (1 mmol) and DBU (3 mmol) in appropriate solvent (4 mL, table 1) was added the corresponding aldehyde **2** (1.1 mmol) and halide **3** (2 mmol). The resulting solution was stirred for the indicated time and temperature (table 1). After completion and evaporation of most of the solvent under reduced pressure, 1N solution of HCl (30 mL) was added to the oily residue. Extraction with Et₂O (3 x 40 mL) followed by successive washing with distilled water (2 x 20 mL) and brine (20 mL) gave, after drying (MgSO₄) and evaporation of the solvent, the crude compounds which were purified by flash chromatography on silica gel. **Physical data for compound 4b:** Yellow oil; R_f (diethyl ether 50 / petroleum ether 50) = 0.79; IR (liquid film): 2942, 1740, 1678, 1588, 1472, 1208, 1133, 927 cm⁻¹; MS : m/z (%) = [M+H⁺] 305 (100), 264 (13), 247 (36), 219 (12), 206 (8). ¹H NMR (300.13 MHz, CDCl₃): δ = 7.5 (1H, d, J = 1.5 Hz), 7.35 (1H, s), 6.72 (1H, d, J = 3.5 Hz), 6.53 (1H, dd, J = 3.5, 1.5 Hz), 5.92-5.65 (2H, m), 5.32-5.13 (4H, m), 4.63 (2H, dd, J = 5.6, 1.0 Hz), 3.71 (1H, d, J = 11.2 Hz), 3.15 (1H, d, J = 11.2 Hz), 2.84 (1H, dd, J = 13.8, 7.1 Hz), 2.58 (1H, dd, J = 13.8, 7.6 Hz). ¹³C NMR (75.47 MHz, CDCl₃): δ = 197.3, 168.9, 151.6, 144.7, 131.3, 132.0, 128.2, 118.8, 115.9, 120.1, 112.9, 115.5, 66.6, 60.4, 38.6, 32.7.
- (16) A. Fürstner, K. Langemann, *J. Am. Chem. Soc.* **1997**, *119*, 9130. Cossy, J.; Bauer, D.; Bellosta, V. *Tetrahedron Lett.* **1999**, *40*, 4187. Ghosh, A. K.; Cappiello, J.; Shin, D. *Tetrahedron Lett* **1998**, *39*, 4651. Fürstner, A.; Langemann, K. *J. Am. Chem. Soc.* **1997**, *119*, 9130.
- (17) **General procedure for RCMs:** To a 6x10⁻³ M solution of spiro-heterocyclic precursors **4a-4e** in dry CH₂Cl₂, under atmosphere of argon, the Grubbs catalyst **5b** was introduced in several portions of 2% every 2 hours. The mixture was stirred at reflux and completion of reaction checked by TLC. The mixture was filtered through a pad of silica gel and celite and the crude material was purified by flash chromatography on silica gel. **Physical data for compound 6c:** Yellow solid; mp = 104-106°C; IR (liquid film): 2960, 1708, 1620, 1460, 1201, 1030 cm⁻¹; m/z (%) = [M+H⁺] 290 (100), 233 (17), 190 (5). ¹H NMR (300.13 MHz, CDCl₃): δ = 7.53 (1H, d, J = 1.7 Hz), 7.32 (1H, s), 6.67 (1H, d, J = 3.3 Hz), 6.49 (1H, dd, J = 3.3, 1.7 Hz), 5.85-5.75 (2H, m), 4.18-3.90 (2H, m), 3.81 (1H, d, J = 11.7 Hz), 3.03 (3H, s), 3.00 (1H, d, J = 11.7 Hz), 2.98-2.89 (1H, m), 2.35-2.26 (1H, m). ¹³C NMR (75.47 MHz, CDCl₃): δ = 198.6, 170.2, 151.8, 144.4, 127.7, 125.8, 128.4, 112.8, 115.5, 115.0, 60.4, 49.8, 38.9, 35.1, 31.9.
- (18) Heck, R. F. In *Vinyl Substitution with Organopalladium Intermediates* in Comprehensive Organic Synthesis. Pergamon: Oxford, 1991; Vol. 4.
- (19) Wolfe, J. P.; Wagaw, S.; Buchwald, S. L. *J. Am. Chem. Soc.* **1996**, *118*, 7215. Yang, B. H.; Buchwald, S. L. *Org. Lett.* **1999**, *1*, 35.
- (20) **General procedure for Heck reaction:** To a 4x10⁻² M solution of spiro-heterocyclic precursors **4f** and **4g** in dry acetonitrile, under atmosphere of argon, palladium acetate (4 equiv) and triphenylphosphine (8 equiv) were added, followed by triethylamine (1.2 equiv). The mixture was stirred at reflux and completion of reaction checked by TLC. The mixture was filtered through a pad of celite and the crude material was purified by flash chromatography on silica gel. **Physical data for compound 7b:** Yellow powder mp = 169-171°C; IR (liquid film): 2926, 1719, 1626, 1444, 1337, 1256, 940 cm⁻¹; m/z (%) = [M+H⁺] 326, (100), 295 (3), 255 (3), 201 (3), 164 (16); ¹H NMR (300.13 MHz, CDCl₃): δ = 7.64-7.34 (6H, m), 5.41 (2H, d, J = 16.6, 0.9 Hz), 5.02 (1H, d, J = 9.3 Hz), 4.72 (2H, dd, J = 15.1, 1.1 Hz), 4.04 (1H, dd, J = 11.3, 0.9 Hz), 3.57 (1H,

d, $J = 15.3$ Hz), 3.07 (1H, d, $J = 11.2$ Hz), 3.03 (3H, s),
2.98 (1H, d, $J = 14.4$ Hz), 2.56 (1H, d, $J = 14.4$ Hz). ^{13}C
NMR (75.47 MHz, CDCl_3): $\delta = 200.9, 169.0, 143.5, 141.8,$
135.0, 130.5, 129.6, 129.5, 129.2, 128.8, 115.3, 112.8,
61.4, 54.2, 39.4, 37.1, 31.1.