



HAL
open science

Diazo Transfer Reactions to 1,3-Dicarbonyl Compounds with Tosyl azide

Marc Presset, Damien Mailhol, Yoann Coquerel, Jean Rodriguez

► **To cite this version:**

Marc Presset, Damien Mailhol, Yoann Coquerel, Jean Rodriguez. Diazo Transfer Reactions to 1,3-Dicarbonyl Compounds with Tosyl azide. *Synthesis: Journal of Synthetic Organic Chemistry*, 2011, 16, pp.2549-2552. 10.1055/s-0030-1260107 . hal-00676755

HAL Id: hal-00676755

<https://hal.science/hal-00676755v1>

Submitted on 6 Mar 2012

HAL is a multi-disciplinary open access archive for the deposit and dissemination of scientific research documents, whether they are published or not. The documents may come from teaching and research institutions in France or abroad, or from public or private research centers.

L'archive ouverte pluridisciplinaire **HAL**, est destinée au dépôt et à la diffusion de documents scientifiques de niveau recherche, publiés ou non, émanant des établissements d'enseignement et de recherche français ou étrangers, des laboratoires publics ou privés.

Diazo Transfer Reactions to 1,3-Dicarbonyl Compounds with Tosyl azide

Marc Passet, Damien Mailhol, Yoann Coquerel,* Jean Rodriguez*

Institut des Sciences Moléculaires de Marseille, iSm2-UMR CNRS 6263, Aix-Marseille Université, Centre Saint-Jérôme, Service 531, 13397 Marseille Cedex 20, France

Fax: +33 491 289 187

E-mail: yoann.coquerel@univ-cezanne.fr and jean.rodriguez@univ-cezanne.fr

Abstract: A practical protocol for the large scale preparation of 2-diazo-1,3-dicarbonyl compounds is described by diazo transfer reactions with tosylazide followed by efficient chromatographic purifications on silica gel and/or alumina.

Key words: diazo compounds; ketones; esters; Regitz reaction; chromatography.

Sequential multiple bond-forming transformations (MBFTs), which include consecutive and domino multicomponent reactions (MCRs),¹ allow the preparation of diverse and sometimes impressively complex molecules in a single chemical operation. Some families of densely functionalized small organic molecules are well suited for use in these reactions. In connection with our program on the use of 1,3-dicarbonyl compounds in MBFTs,² we have recently introduced acylketenes obtained by microwave-assisted Wolff rearrangement³ of 2-diazo-1,3-diketones as particularly valuable substrates in domino MCRs.⁴

Diazo compounds are commonly used in organic synthesis⁵ and new methods for their preparation are constantly developed.⁶ In the case of compounds bearing an active methylene, the Regitz reaction⁷ using *p*-toluenesulfonyl azide (TsN₃) as the diazo transfer reagent remains the most efficient approach despite it is hampered by potential hazard⁸ and purification problems to remove the *p*-tosylamide co-product. Several alternative diazo transfer reagents have been proposed to circumvent these problems (Figure 1). For example, methanesulfonyl azide (MsN₃)⁹ and *p*-acetamidobenzenesulfonyl azide (*p*-ABSA)¹⁰ have been found efficient complementary reagents but with similar purification issues. A polystyrene-supported benzenesulfonyl azide (PS-SO₂N₃)¹¹ has been proposed as a safer alternative to TsN₃, which also solved the purification problem by elimination of the polystyrene-supported benzenesulfonamide co-product by simple filtration, but the cost of the reagent is prohibitive when compared to other diazo transfer reagents. More recently, imidazole-1-sulfonyl azide hydrochloride (Im-SO₂N₃) has advantageously been introduced as an efficient reagent for diazo transfer reactions to primary amines (when compared to the standard trifluoromethanesulfonyl azide, TfN₃),¹² but its efficiency in diazo transfer reactions to activated methylene compounds is moderate. Even more recently, 2-azido-1,3-dimethylimidazolinium chloride (ADMC) revealed as an effective diazo transfer reagent to activated methylene compounds.^{13a} This

new reagent is not sulfonyl azide-based, thus avoiding the purification problems associated with the formation of the corresponding sulfonamide co-product, but due to its hygroscopic character the reagent must be prepared *in situ* immediately before use. The corresponding 2-azido-1,3-dimethylimidazolinium hexafluorophosphate (ADMP) was also prepared,^{13b} and found less hygroscopic and easier to handle.

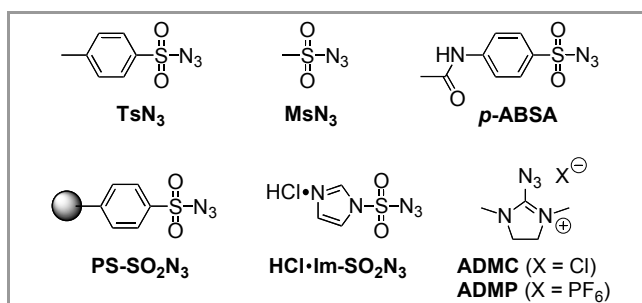
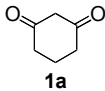
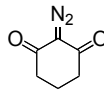
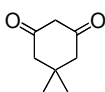
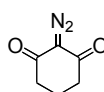
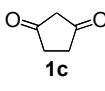
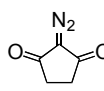
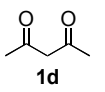
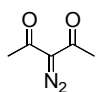
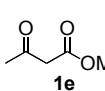
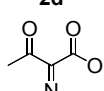


Figure 1 Representative diazo transfer reagents

In the past few years, we have repeatedly prepared in our laboratory several 2-diazo-1,3-dicarbonyl compounds from the corresponding 1,3-dicarbonyl compounds (Table 1). Representative diazo transfer reagents were tested, and it was found that TsN₃ combined with efficient chromatographic purification on silica gel and/or alumina gave the most satisfactory and reproducible results. The diazotation reactions of cyclohexan-1,3-diones **1a** and **1b** served as model reactions. In early trials with TsN₃ as the diazo transfer reagent under standard conditions (entry 1), the corresponding diazo compound **2a** was always contaminated by *p*-tosylamide (ca. 10-20%) following silica gel chromatography. After optimization of the purification procedure, it was found that iterative short chromatography on first silica gel (500 g) and then basic alumina (250 g) could solve this problem and allow the isolation of pure **2a** with 90% yield on a 40 grams scale. For comparison purpose, the results of diazo transfer reactions to **1a** or **1b** with *p*-ABSA, PS-SO₂N₃, Im-SO₂N₃ and ADMP are also given in Table 1 (entries 2-4 and 6, respectively). In our hands, the reaction with PS-SO₂N₃ afforded **2a** in excellent yield and without purification problem, but the cost of PS-SO₂Cl precluded its utilization on a 40-gram scale in our laboratory, and Im-SO₂N₃ was found less

Table 1 Diazo transfer reactions

Entry	Substrate	Conditions	Products	Yield
-------	-----------	------------	----------	-------

1		TsN₃ (1 equiv), K ₂ CO ₃ (1.1 equiv), MeCN, rt		90%
2	1a	<i>p</i>-ABSA (0.81 equiv), KF (6 equiv), CH ₂ Cl ₂ , rt	2a	76% ^a
3	1a	PS-SO₂N₃ (1 equiv), NEt ₃ (1.1 equiv), MeCN, rt	2a	97%
4	1a	Im-SO₂N₃ (1.2 equiv), K ₂ CO ₃ (5 equiv), MeCN, rt	2a	36%
5		TsN₃ (1 equiv), K ₂ CO ₃ (1.1 equiv), MeCN, rt		94%
6	1b	ADMP (1.2 equiv), NEt ₃ (2 equiv), 0 °C, MeCN/THF (1:4)	2b	86% ^b
7		TsN₃ (1 equiv), NEt ₃ (1.1 equiv), MeCN, rt		86% ^c
8		TsN₃ (1 equiv), K ₂ CO ₃ (1.1 equiv), MeCN, rt		83% ^d
9		TsN₃ (1 equiv), K ₂ CO ₃ (1.1 equiv), MeCN, rt		90% ^e

^a Ref 14.

^b Ref 13b.

^c Yield not reported in ref 15 and citing papers.

^d 83% with ADMP in ref 13b, and 70% with TsN₃ in ref 16.

^e 92% with *p*-ABSA in ref 17.

efficient, while *p*-ABSA¹⁴ and ADMP^{13b} were reported to give lower yields of **2a** and **2b**, respectively. Similar conditions were applied to the representative 1,3-diketones **1c** and **1d**, and the 1,3-ketoester **1e**, which allowed the isolation of the corresponding 2-diazo compounds **2c-e** in good yields following SiO₂ and/or Al₂O₃ chromatography without detectable contamination by *p*-tosylamide (by ¹H NMR).

In conclusion, despite efforts to discover an ideal diazo-transfer reagent, multigram-scale syntheses of 2-diazo-1,3-dicarbonyl compounds are still very competitively performed with tosyl azide, and the problem of *p*-tosylamide contamination can be solved by short chromatographic purifications on silica gel and/or alumina.

Caution! Azide reagents are potentially hazardous.⁸

Reactions were generally carried out under an argon atmosphere. All reagents and solvents were used as received from commercial sources. Anhydrous solvents were obtained from an automated solvent purification system. TLC analysis was performed on

Merck 60F254 plates and visualized under UV (254 nm) or with *p*-anisaldehyde and H₂SO₄ in EtOH. Flash chromatographies were performed with Merck 40-63 μm silica gel, and/or Merck 63-200 μm aluminium oxide 90 basic, and/or Merck 63-200 mm aluminium oxide 90 neutral. PE refers to the fraction of petroleum ether that was distilled between 40 and 65 °C. NMR data were recorded on a Bruker Avance 300 spectrometer in CDCl₃. Chemical shifts are given in ppm using as internal standards the residual CHCl₃ signal for ¹H NMR (δ = 7.26) and the deuterated solvent signal for ¹³C NMR (δ = 77.0).

Tosyl azide (TsN₃)

This procedure is a slight modification of Regitz's procedure.^{7d} In a 1 L Erlenmeyer flask equipped with an adequate magnetic stirring bar, sodium azide (38.9 g, 0.60 mol) was solubilized in water (100 mL) and then diluted with acetone (100 mL). In a 500 mL Erlenmeyer flask, *p*-tosyl chloride (103.7 g, 0.54 mol) was solubilized in acetone (500 mL), and this solution was added to the former. The resulting mixture was stirred at room temperature for 2 h, concentrated under vacuum, and transferred to a separatory funnel containing water (300 mL). The biphasic solution was shaken vigorously, decanted, and the collected organic layer was dried over Na₂SO₄, filtrated and placed under high vacuum to afford 96.0 g (89%) of TsN₃ as a colorless oil (which should be stored at ca. +4 °C).

¹³C NMR (75 MHz, CDCl₃): δ = 146.1 (C), 135.2 (C), 130.1 (2 CH), 127.2 (2 CH), 21.4 (CH₃).

¹H NMR (300 MHz, CDCl₃): δ = 7.79 (d, *J* = 8.3 Hz, 2H), 7.37 (d, *J* = 8.3 Hz, 2H), 2.43 (s, 3H).

2-Diazocyclohexane-1,3-dione (**2a**)

A 500 mL round-bottomed flask equipped with an adequate stirring bar was charged with cyclohexane-1,3-dione (**1a**, 36.4 g, 0.32 mol) and CH₃CN (150 mL). Tosyl azide (64.0 g, 0.32 mol) and potassium carbonate (49.3 g, 0.36 mol) were successively added to the reaction and the mixture was stirred for 13 h at room temperature. The reaction mixture was then filtered through a pad of silica gel (rinsed out with CH₂Cl₂) and concentrated under vacuum to give the crude product. Purification of this material by flash chromatography (500 g of SiO₂ eluted with 2:8 EtOAc/PE, and then 250 g of basic Al₂O₃ eluted with 2:8 EtOAc/PE) afforded 40.4 g (90%) of **2a** as a yellowish solid (which should be stored at ca. -25 °C).

Rf (3:7 EtOAc/PE) = 0.37

Mp = 48-49 °C (amorphous) [lit.¹⁴ = 48-49 °C (Et₂O)]

¹³C NMR (75 MHz, CDCl₃): δ = 190.2 (2 C), 84.7 (C), 36.6 (2 CH₂), 18.4 (CH₂)

¹H NMR (300 MHz, CDCl₃): δ = 2.50 (t, *J* = 6.4 Hz, 4H), 2.03-1.95 (m, 2H)

2-Diazodimedone (2b)

A 500 mL round-bottomed flask equipped with an adequate stirring bar was charged with dimedone (**1b**, 36.4 g, 0.26 mol) and CH₃CN (150 mL). Tosyl azide (51.2 g, 0.26 mol) and potassium carbonate (39.5 g, 0.29 mol) were successively added to the reaction and the mixture was stirred for 13 h at room temperature. The reaction mixture was then filtered through a pad of silica gel (rinsed out with CH₂Cl₂) and concentrated under vacuum to give the crude product. Purification of this material by flash chromatography (500 g of SiO₂ eluted with 2:8 EtOAc/PE, twice) afforded 40.4 g (94%) of **2b** as a white-greenish solid (which should be stored at ca. +4 °C).

Rf (4:6 EtOAc/PE) = 0.58

Mp = 104-107 °C (amorphous) [lit.¹⁸ = 108 °C (*i*PrOH)]

¹³C NMR (75 MHz, CDCl₃): δ = 189.5 (2 C), 83.3 (C), 50.2 (2 CH₂), 30.8 (C), 28.1 (2 CH₃)

¹H NMR (300 MHz, CDCl₃): δ = 2.34 (s, 4H), 1.02 (s, 6H)

2-Diazocyclopentane-1,3-dione (2c)

A 100 mL round-bottomed flask protected from sunlight with an aluminum foil equipped with an adequate stirring bar was charged with cyclopentane-1,3-dione (**1c**, 1.47 g, 15 mmol) and CH₃CN (5 mL). Tosyl azide (2.96 g, 15 mmol) and triethylamine (2.30 mL, 16.5 mmol) were successively added to the reaction and the mixture was stirred for 4 h at room temperature. The reaction mixture was concentrated under vacuum to give the crude product and purification of this material by flash chromatography (250 g of neutral Al₂O₃ eluted with 4:6 EtOAc/PE) afforded 1.59 g (86%) of **2c** as a yellowish solid (which should be protected from light and stored at ca. -25 °C).

Rf (4:6 EtOAc/PE) = 0.25

Mp = 63-64 °C (amorphous) [lit.¹⁵ = 64-66 °C]

¹³C NMR (75 MHz, CDCl₃): δ = 193.0 (2 C), 33.9 (2 CH) (C=N₂ not detected)

¹H NMR (300 MHz, CDCl₃): δ = 2.74 (s, 4H)

2-Diazoacetylacetone (2d)

A 250 mL round-bottomed flask equipped with an adequate stirring bar was charged with acetylacetone (**1d**, 10.0 mL, 97.4 mmol) and CH₃CN (90 mL). Tosyl azide (19.2 g, 97.4 mmol) and potassium carbonate (14.8 g, 107.1 mmol) were successively added to the reaction and the mixture was stirred for 1 h at room temperature. The reaction mixture was then filtered through a pad of celite (rinsed out with CH₂Cl₂) and concentrated under vacuum to give the crude product. Purification of this material by flash chromatography (125 g of SiO₂ eluted with 3:7 EtOAc/PE, and then

250 g of basic Al₂O₃ eluted with 3:7 EtOAc/PE) afforded 10.2 g (83%) of **2d** as a yellow oil (which should be stored at ca. +4 °C).

Rf (2:8 EtOAc/PE) = 0.24

¹³C NMR (75 MHz, CDCl₃): δ = 187.9 (2 C), 84.3 (C), 28.1 (2 CH₃)

¹H NMR (300 MHz, CDCl₃): δ = 2.32 (s, 6H)

Methyl 2-diazoacetylacetate (2e)

A 250 mL round-bottomed flask equipped with an adequate stirring bar was charged with methyl acetoacetate (**1e**, 10.0 mL, 92.7 mmol) and CH₃CN (90 mL). Tosyl azide (18.3 g, 92.8 mmol) and potassium carbonate (14.1 g, 102.0 mmol) were successively added to the reaction and the mixture was stirred for 1 h at room temperature. The reaction mixture was then filtered through a pad of celite (rinsed out with CH₂Cl₂) and concentrated under vacuum to give the crude product. Purification of this material by flash chromatography (125 g of SiO₂ eluted with 1:9 EtOAc/PE, and then 250 g of basic Al₂O₃ eluted with 2:8 EtOAc/PE) afforded 11.9 g (90%) of **2e** as a yellow oil (which should be stored at ca. +4 °C).

Rf (2:8 EtOAc/PE) = 0.52

¹³C NMR (75 MHz, CDCl₃): δ = 189.6 (C), 161.5 (C), 75.8 (C), 51.9 (CH₃), 27.8 (CH₃)

¹H NMR (300 MHz, CDCl₃): δ = 3.73 (s, 3H), 2.36 (s, 3H)

Acknowledgment

M.P. thanks the ENS Cachan for a fellowship award. Financial support from the Agence Nationale pour la Recherche (A.N.R. 07-BLAN-0269), the French Research Ministry, the Université Paul Cézanne, and the CNRS is gratefully acknowledged.

References

- (1) For efforts to clarify the terminologies of MBFTs, see: (a) Tietze, L. F.; Beifuss, U. *Angew. Chem. Int. Ed.* **1993**, *32*, 131. (b) Tietze, L. F. *Chem. Rev.* **1996**, *96*, 115. (c) Tietze, L. F.; Brasche, G.; Gericke, K. M. Eds., *Domino Reactions in Organic Synthesis*, Wiley-VCH: Weinheim, Germany, **2006**. (d) Zhu, J.; Bienaymé, H. Eds., *Multicomponent Reactions*, Wiley-VCH: Weinheim, Germany, **2005**. (e) Coquerel, Y.; Boddaert, T.; Presset, M.; Mailhol, D.; Rodriguez, J. In *Ideas in Chemistry and Molecular Sciences: Advances in Synthetic Chemistry*; Pignataro, B., Ed.; Wiley-VCH: Weinheim, Germany, **2010**, Chap. 9, p. 187.
- (2) Reviews: (a) Bonne, D.; Coquerel, Y.; Constantieux, T.; Rodriguez, J. *Tetrahedron : Asymmetry* **2010**, *21*, 1085. (b) Sanchez Duque, M. M.; Allais, C. Isambert, N. Contantieux, T.; Rodriguez, J. In *Topics in Heterocyclic Chemistry*; Orru R. V. Ed., **2010**, *23*, 227.
- (3) Kirmse, W. *Eur. J. Org. Chem.* **2002**, 2193.
- (4) (a) Presset, M.; Coquerel, Y.; Rodriguez, J. *J. Org. Chem.* **2009**, *74*, 415. (b) Presset, M.; Coquerel, Y.; Rodriguez, J. *Org. Lett.* **2009**, *11*, 5706. (c) Presset, M.;

- Coquerel, Y.; Rodriguez, J. *Org. Lett.* **2010**, *12*, 4212.
(d) Boddaert, T.; Coquerel, Y.; Rodriguez, J. *Chem. Eur. J.* **2011**, *17*, 2048.
- (5) Reviews: (a) Zhang, Z.; Wang, J. *Tetrahedron* **2008**, *64*, 6577. (b) Doyle, M. P.; Ye, T.; McKervey, M. A. *Modern Catalytic Methods for Organic Synthesis with Diazo Compounds*; John Wiley & Sons: New York, **1998**.
- (6) Maas, G. *Angew. Chem., Int. Ed.* **2009**, *48*, 8186.
- (7) (a) Regitz, M. *Tetrahedron Lett.* **1964**, *5*, 1403. (b) Regitz, M. *Angew. Chem. Int. Ed. Engl.* **1967**, *6*, 733. (c) Regitz, M. *Synthesis* **1972**, 351. (d) Regitz, M.; Hocker, J.; Liedhegener, A. *Org. Synth.* **1973**, *Collect. Vol. V*, 183.
- (8) Explosive decompositions of TsN₃ have been reported at temperatures above 120 °C in: Hazen, G. G.; Weinstock, L. M.; Connell, R.; Bollinger, F. W. *Synth. Commun.* **1981**, *11*, 947.
- (9) Taber, D. F.; Ruckle, Jr., R. E.; Hennessy, M. J. *J. Org. Chem.* **1986**, *51*, 4077.
- (10) Baum, J. S.; Shook, D. A.; Davies, H. M. L.; Smith, H. D. *Synth. Commun.* **1987**, *17*, 1709.
- (11) Green, G. M.; Peet, N. P.; Metz, W. A. *J. Org. Chem.* **2001**, *66*, 2509.
- (12) Goddard-Borger, E. D.; Stick, R. V. *Org. Lett.* **2007**, *9*, 3797.
- (13) (a) Kitamura, M.; Tashiro, N.; Okauchi, T. *Synlett* **2009**, 2943. (b) Kitamura, M.; Tashiro, N.; Miyagawa, S.; Okauchi, T. *Synthesis* **2011**, 1037.
- (14) Chiang, Y.; Kresge, A. J.; Nikolaev, V. A.; Popik, V. V. *J. Am. Chem. Soc.* **1997**, *119*, 11183.
- (15) Oda, M.; Kasai, M.; Kitahara, Y. *Chem. Lett.* **1977**, 307.
- (16) Popik, V. V.; Korneev, S. M.; Nikolaev, V. A.; Korobitsyna, I. K. *Synthesis* **1991**, 195.
- (17) Davies, J. R.; Kane, P. D.; Moody, C. J. *Tetrahedron* **2004**, *60*, 3967.
- (18) Kokel, B.; Viehe, H. G. *Angew. Chem.* **1980**, *92*, 754