



HAL
open science

Foundation, analysis, and numerical investigation of a variational network-based model for rubber

Antoine Gloria, Patrick Le Tallec, Marina Vidrascu

► **To cite this version:**

Antoine Gloria, Patrick Le Tallec, Marina Vidrascu. Foundation, analysis, and numerical investigation of a variational network-based model for rubber. *Continuum Mechanics and Thermodynamics*, 2014, 26 (1), pp.1–31. 10.1007/s00161-012-0281-6 . hal-00673406v2

HAL Id: hal-00673406

<https://hal.science/hal-00673406v2>

Submitted on 26 Oct 2012

HAL is a multi-disciplinary open access archive for the deposit and dissemination of scientific research documents, whether they are published or not. The documents may come from teaching and research institutions in France or abroad, or from public or private research centers.

L'archive ouverte pluridisciplinaire **HAL**, est destinée au dépôt et à la diffusion de documents scientifiques de niveau recherche, publiés ou non, émanant des établissements d'enseignement et de recherche français ou étrangers, des laboratoires publics ou privés.

FOUNDATION, ANALYSIS, AND NUMERICAL INVESTIGATION OF A VARIATIONAL NETWORK-BASED MODEL FOR RUBBER

ANTOINE GLORIA, PATRICK LE TALLEC, AND MARINA VIDRASCU

ABSTRACT. Since the pioneering work by Treloar, many models based on polymer chain statistics have been proposed to describe rubber elasticity. Recently, Alicandro, Cicalese, and the first author rigorously derived a continuum theory of rubber elasticity from a discrete model by variational convergence. The aim of this paper is twofold. First we further physically motivate this model, and complete the analysis by numerical simulations. Second, in order to compare this model to the literature, we present in a common language two other representative types of models, specify their underlying assumptions, check their mathematical properties, and compare them to Treloar’s experiments.

1. INTRODUCTION

Two theories at different scales allow us to describe rubber-like materials. The first and more classical one is the continuum mechanics framework, ideal rubbers being prototypical of hyperelastic materials in finite deformation. At the other end of the spectrum, we find statistical mechanics approaches for polymer chains. In the continuum theory of rubber elasticity, constitutive laws are phenomenological in essence, see for instance the survey article [5] (even if somewhat guided by the mathematical analysis, see [9]). In statistical mechanics, the free energy of a polymer chain can be derived from first principles, as in [11]. It is therefore tempting to relate the *ad hoc* energy densities encountered at the continuum level with the physically motivated (free) energy of polymer chains. The difficulty of such a program is to pass from the free energy of one polymer chain to the free energy of a network of *cross-linked* polymer chains.

A first very strong assumption one usually makes is that the free energy of a network of polymer chains is the sum of the free energies of the chains as if they were isolated. This is of course not true and this assumption should be justified. Besides this assumption, one needs to specify how these chains interact together. To this aim, some constitutive assumption is made to pass from the polymer chain to the polymer network. The easiest and first assumption is due to Treloar in [31] and consists in imposing that the network deforms locally in an affine manner. Hence all the polymer chains are deformed according to the macroscopic strain gradient. This is the so-called *affine assumption* (or in another context the *Cauchy-Born rule*). The associated energy density is in good agreement with mechanical experiments in small deformation. In large strain, however, this model overestimates the stress. This model overestimates the energy as well, and a natural way to make corrections to this model is to relax the affine assumption. A first possibility consists in postulating a geometric response of a representative volume element of polymer chains (yet somewhat unrelated to the actual polymer network). The eight-chain model by Arruda and Boyce in [4] is of this type. This model can be seen as a “cheap” relaxation of the Treloar model, and is indeed in much better agreement with real experiments (with the same very limited set of free parameters). Another way to relax Treloar’s model is to replace the affine assumption by a “minimization principle”: Instead of following the macroscopic deformation, we assume that the cross-links minimize the overall free energy

of the network. This is what we call the variational model. It shares features with a model introduced by Böl and Reese [8].

In the present work we study in detail the variational model, and compare it both to the Treloar model (which it relaxes) and to the Arruda-Boyce model (which is another relaxation of the Treloar model). The aim of this work is to investigate how close a model relying only the very few physical ingredients of the Treloar model can bring us to rubber elasticity. Of course such a point of view excludes the comparison to other very interesting (and more advanced) models. This study also allows us to identify what is missing in the variational model. This can serve as a starting point to enrich the variational model using the insight of more advanced models such as the non-affine microsphere model [25], the maximal advance path constraint model [30], the non-affine tube model [21], or the constraint junction models [12] — which all take into account topological effects.

The paper is organized as follows. In Section 2 we describe the Treloar, the Arruda-Boyce, and the Böl-Reese models. The variational model is precisely defined in Section 3. We then address the main mechanical and mathematical properties of the models in Section 4. For the Treloar and the Arruda-Boyce models, analytical formulas can be written in terms of the principal invariants of the Cauchy-Green strain tensor. For the variational model, one has to appeal to numerical simulations. The numerical solution method and some convergence issues are analyzed in Section 5. The dependence of the variational model upon some physical parameters is also investigated in this section ; this is the core of this article. The last section is dedicated to a quantitative comparison of the different models on Treloar’s data, starting with the same characteristic parameters at the polymer-chain level.

Throughout the text we use the following notation:

- $\{\mathbf{e}_1, \mathbf{e}_2, \mathbf{e}_3\}$ denotes the canonical basis of \mathbb{R}^3 ;
- \mathbb{M}^3 is the set of 3×3 real matrices (strain gradients in \mathbb{R}^3), and \mathbb{M}_+^3 is the subset of those matrices with positive determinants;
- For all $\xi \in \mathbb{M}^3$, $I_1(\xi)$, $I_2(\xi)$, and $I_3(\xi)$ denote the first, second, and third principal invariants of $\xi^T \xi$, respectively, that is:

$$I_1(\xi) := \text{tr}(\xi^T \xi), \quad I_2(\xi) := \text{tr}(\text{cof}(\xi^T \xi)), \quad I_3(\xi) = (\det \xi)^2;$$

- $SO(3)$ is the set of rotations of \mathbb{R}^3 ;
- S^2 is the unit sphere in \mathbb{R}^3 ;
- D is an open bounded domain with a Lipschitz boundary;
- For all $1 < p < +\infty$, $L^p(D)$, $W^{1,p}(D)$, and $W_0^{1,p}(D)$ denote the Lebesgue space of p -integrable functions on D , the Sobolev space of p -integrable functions on D whose distributional gradients are also p -integrable in D , and the Sobolev space of such functions which additionally vanish on the boundary ∂D of D , respectively.

2. REVIEW OF SOME DISCRETE MODELS FOR RUBBER

Before introducing the discrete models, we first quickly review the polymer chain free energies usually used as a fundamental brick in the polymer chain models.

2.1. Polymer chain free energy. Given a polymer chain made of N rigid segments of length l at absolute temperature $\beta = \frac{1}{k_B T}$, with a chain density n , the free energy (of entropic origin) for a chain of length r_c can be modeled by

$$\tilde{W}_c(r_c, N) = \frac{n}{\beta} N \left(\frac{r_c}{Nl} \theta \left(\frac{r_c}{Nl} \right) + \log \frac{\theta \left(\frac{r_c}{Nl} \right)}{\sinh \theta \left(\frac{r_c}{Nl} \right)} \right) - \frac{c}{\beta}, \quad (1)$$

where c is a constant and θ the inverse of the Langevin function $\mathcal{L} : \alpha \mapsto \coth \alpha - \frac{1}{\alpha}$. The energy (1) has been derived by Kuhn and Gr \ddot{u} in in [22] using a non-Gaussian assumption: each segment of the chain obeys a non-Gaussian random walk. We refer to [11] for details. In particular, the energy is infinite as soon as $r_c > Nl$, the total length of the chain. For discrete to continuum derivations, θ is usually replaced by the first terms of its series expansion:

$$\theta(r) = 3r + \frac{9}{5}r^3 + \frac{297}{175}r^5 + \frac{1539}{875}r^7 + \frac{672}{359}r^9 + O(r^{11}), \quad (2)$$

although this simplification is not essential for our discussion (e.g. Pad \acute{e} approximations behave better close to the finite extensibility limit). A series expansion of \tilde{W}_c then reads:

$$\begin{aligned} \tilde{W}_c(r_c, N) = \frac{n}{\beta}N \left[\frac{3}{2} \left(\frac{r_c}{Nl} \right)^2 + \frac{9}{20} \left(\frac{r_c}{Nl} \right)^4 + \frac{9}{350} \left(\frac{r_c}{Nl} \right)^6 + \frac{81}{7000} \left(\frac{r_c}{Nl} \right)^8 \right. \\ \left. + \frac{243}{673750} \left(\frac{r_c}{Nl} \right)^{10} \right] + O \left(\left(\frac{r_c}{Nl} \right)^{12} \right). \end{aligned} \quad (3)$$

The behavior of the polynomial approximation at infinity satisfies the classical coercivity assumption on hyperelastic materials at infinity. Replacing the inverse of the Langevin function by the first terms of a series expansion is a rather good modeling at high temperature (see [24]). A remarkable property of such an energy is $\tilde{W}_c(0) = 0$ and $\tilde{W}_c(1) > 0$. In particular the preferred configuration of a polymer chain satisfies $r_c = 0$.

When N is fixed, we simply write $\tilde{W}_c(r_c)$ instead of $\tilde{W}_c(r_c, N)$.

2.2. Treloar type models. We consider a variant of the original model by Treloar. As in [31], we assume that the polymer network deforms in an affine manner with deformation gradient ξ . We also assume that the network is isotropic and we give ourselves a distribution function $\nu(N)$ of the polymer chains made of N segments in the network. We then associate general energies with the polymer chains, such as the one recalled in the previous subsection. To make precise the reference configuration of the chains, we use a distribution function $\rho(L, N)$ which gives the probability that a chain made of N segments has length L in the reference configuration. This yields for all $\xi \in \mathbb{M}^3$,

$$\tilde{W}_T(\xi) = \int_{\mathbb{R}^+} \int_{\mathbb{R}^+} \int_{S^2} \tilde{W}_c(L|\xi \cdot e(X)|, N) d\sigma(X) d\rho(L, N) d\nu(N),$$

where S^2 is the unit sphere centered at the origin O , $e(X)$ is the vector OX for $X \in S^2$, and σ is the uniform measure on S^2 .

In what follows, for simplicity, we assume there is only one type of chains in the network (that is, all the chains have a fixed number N of segments), and we assume that the length of the polymer chains in the reference configuration is $\sqrt{N}l$, which corresponds to the average distance of a random walker from the origin after N steps of length l , see [11]. The Treloar energy density then turns into

$$\tilde{W}_T(\xi) = \int_{S^2} \tilde{W}_c(\sqrt{N}l|\xi \cdot e(X)|) d\sigma(X). \quad (4)$$

When \tilde{W}_c is replaced by its Taylor expansion (3) in (4), we denote by \tilde{W}_T^5 the associated Treloar model (that is a Taylor expansion of \tilde{W}_T). As one can check on (4), \tilde{W}_T^5 is minimal for $\xi = 0$. Actually one has not taken repulsion of chains into account in the model. To include volumetric effects in the description, one may add the so-called Helmholtz volumetric energy

$$W_{\text{Helm}}(\xi) = K(\det(\xi)^2 - 1 - 2\log(\det(\xi))), \quad (5)$$

which yields the final form we will consider:

$$W_T^5(\xi) = \tilde{W}_T^5(\xi) + W_{\text{Helm}}(\xi).$$

This can be generalized to any order p of the Taylor expansion.

2.3. Arruda-Boyce type models. In their original paper [4], Arruda and Boyce have proposed a model which relates the energy of the material in terms of its deformation gradient through the free energy of polymer chains. This model is called the eight-chain model. It basically amounts to taking as a representative volume element for the polymer network the set of eight chains linking the center of a cube to its eight corners. For a deformation gradient $\xi \in \mathbb{M}_+^3$, the cube is supposed to align itself according to the principal directions of the deformation (eigenvectors of $\xi^T \xi$), and to deform itself according to the principal stretches (square-roots of the eigenvalues of $\xi^T \xi$). The energy density of the material is then proportional to the energy of the chains in the deformed cube. Note that

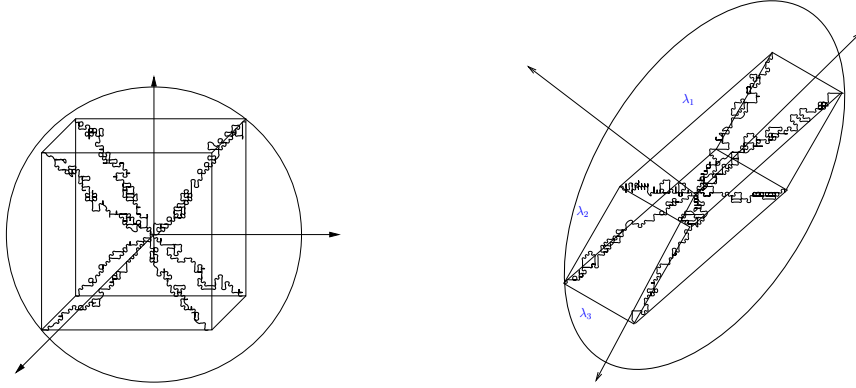


FIGURE 1. Arruda-Boyce model: undeformed and deformed representative element

each of the eight chains is deformed by the ratio $\sqrt{\frac{I_1(\xi)}{3}}$, where $I_1(\xi) = \text{tr}(\xi^T \xi)$ is the first principal invariant. For isochoric deformations, the energy density is thus given by

$$\begin{aligned} \tilde{W}_{\text{AB}}(\xi) &= \frac{n}{\beta} N \left(\sqrt{\frac{I_1(\xi)}{3}} \frac{\sqrt{N}l}{Nl} \theta\left(\sqrt{\frac{I_1(\xi)}{3}} \frac{\sqrt{N}l}{Nl}\right) + \log \left(\frac{\theta\left(\sqrt{\frac{I_1(\xi)}{3}} \frac{\sqrt{N}l}{Nl}\right)}{\sinh \theta\left(\sqrt{\frac{I_1(\xi)}{3}} \frac{\sqrt{N}l}{Nl}\right)} \right) \right) \\ &= \frac{n}{\beta} N \left(\sqrt{\frac{I_1(\xi)}{3N}} \theta\left(\sqrt{\frac{I_1(\xi)}{3N}}\right) + \log \left(\frac{\theta\left(\sqrt{\frac{I_1(\xi)}{3N}}\right)}{\sinh \theta\left(\sqrt{\frac{I_1(\xi)}{3N}}\right)} \right) \right). \end{aligned} \quad (6)$$

where typically $\frac{n}{\beta} = 0.27 \text{ MPa}$ and $N = 26.5$ to fit Treloar's experiments. As for the Treloar model, when \tilde{W}_c is replaced by its Taylor expansion up to order p (see (3) for $p = 5$), this gives rise to a Taylor expansion of (6) that we denote by \tilde{W}_{AB}^p .

In order to consider non isochoric deformations, one should add the Helmholtz volumetric energy as for the Treloar type energies. We thus set

$$W_{\text{AB}}^p(\xi) = \tilde{W}_{\text{AB}}^p(\xi) + W_{\text{Helm}}(\xi). \quad (7)$$

This variant of the Arruda-Boyce model is not the most commonly encountered. One usually uses reduced invariants:

$$\bar{W}_{\text{AB}}^p(\xi) = \tilde{W}_{\text{AB}}^p((\det \xi)^{-1/3} \xi) + W_{\text{Helm}}(\xi), \quad (8)$$

which amounts to assuming that the energy density can be additively split into an isochoric part and a volumetric part. The advantage of such a decomposition is that the identity is the unique natural state of the energy density. Recalling however how the model has been built, it may seem more natural to take into account changes of volume in the representative volume element itself, as it is done in (7). Yet, due to the value of K in (5) (which measures the strength of the volumetric energy), which may be typically 10^4 times larger than $\frac{n}{\beta} \sim 0.1 \text{ MPa}$, the difference is not substantial in practice.

As we shall see in the last section, the Arruda-Boyce model is an elementary relaxation of the Treloar model, obtained using Jensen’s inequality. This elementary observation allows to relate the Arruda-Boyce model to the Treloar model, and may give a better understanding of the nature of the modelling assumption: the network is allowed to relax by “convexification”. The Arruda-Boyce model therefore belongs to the same family of models as the variational model we are interested in.

2.4. Böl-Reese model. The model developed by Böl and Reese in [8] is a hybrid model at the macroscopic scale. In particular, the energy of a macroscopic sample D is associated with a tetrahedral mesh of D : it is the combination of a volumetric energy on each element T of the mesh (typically the Helmholtz energy) and an energy associated with the edges of the mesh, which model “bundles” of polymer chains. The energy of one edge is given by a constant times the energy $\tilde{W}_c(r)$ in (3), where $r = \frac{L}{L_0}$, L_0 is the length of the edge in the reference configuration, and L , the length of the edge in the deformed configuration. The other parameters in \tilde{W}_c are then to be fitted.

This model is hybrid since it does not enter the classical framework of continuum mechanics: the macroscopic energy is split into a continuum volumetric energy, and a discrete energy associated with edges of a mesh. As shown in [7], numerical experiments are in good agreement with other classical models and experimental data. Yet this does not provide a pure continuum description of rubber elasticity. As proved in [3], the model “converges” to a continuum model as the meshsize goes to zero. However, the limiting model highly depends on the *geometry* of the mesh in terms of isotropy properties for instance. This is an important issue which was not addressed in [7, 8].

The model we propose in the following section coincides with the limit of the Böl-Reese model as the meshsize goes to zero for a suitable mesh. It will therefore not be surprising that the two models yield similar results. Nevertheless, our modeling assumptions are different: we do not introduce bundles of polymer chains at a larger scale, we only work at the scale of the polymer chains.

3. VARIATIONAL MODEL: MOTIVATION AND RIGOROUS RESULTS

3.1. Description and motivation. We consider a macroscopic sample of natural rubber D , whose boundary is linearly deformed through the map $x \mapsto \xi \cdot x$, $\xi \in \mathbb{M}_+^3$. The sample is made of a network of cross-linked polymer chains. The cross-links are assumed to be permanent. In this first (rough) model, we neglect entanglements, that is, we neglect topological constraints (this will be made clear in the definition of the network). Each polymer chain is itself made of a given number of monomers: for a chain the energy of a configuration is obtained through the probability density of a random walk (see for instance [22], [31]). We assume that each monomer is surrounded by a fixed volume (from which other monomers are excluded), and that the network of chains is packed and almost incompressible. This assumption adds a volumetric term to the energy which depends on the configuration of the network. This volumetric term accounts for the interaction between the chains (which does not appear in the energy of one single chain). Note that the relevant scale associated with this contribution is much smaller than the one corresponding to the contribution associated with the random walk variable.

In the description of the rubber model we consider, we denote by u the positions of the cross-links, and by $s = \{s_i\}$ the positions of the monomers of the chain i . The Hamiltonian of the system can be split into two parts:

$$H(u, s) = H_{\text{vol}}(u, s) + \sum_i H_i(u, s_i).$$

The first part $H_{\text{vol}}(u, s)$ is the volumetric energy of the network, which models the interactions between the chains, whereas the second part $H_i(u, s_i)$ is the energy of each chain

as if it were isolated (and for which u prescribes the end-to-end vector, and s_i describes the positions of the monomers constituting the chain).

At finite temperature $\beta = \frac{1}{k_B T}$, the Boltzmann distribution yields the following formula for the free energy of a given deformed network:

$$\begin{aligned} F(\xi, D) &= -\frac{1}{\beta} \ln Z \\ &= -\frac{1}{\beta} \ln \left[\int_U \int_{\prod S_i(u)} \exp \left(-\beta H_{\text{vol}}(u, s) - \sum_i \beta H_i(u, s_i) \right) du \prod_i ds_i \right], \end{aligned}$$

where Z is the partition function, U is the set of admissible positions of the cross-links (satisfying the constraint on the boundary), and $S_i(u)$ denotes the set of admissible positions of the monomers composing the chain i whose head and tail are prescribed by u .

This free energy is far from being explicit. However, it is possible to further simplify the problem and still capture some interesting features. We present a heuristic argument which leads to the decoupling of the s_i variables. We first assume that $H_{\text{vol}}(u, s) = H_{\text{vol}}(u)$ only depends on u and not on s , which amounts to replacing the excluded volume constraint around monomers by an excluded volume constraint between cross-links. Note that this is a rather strong assumption whose effect is to make chains interact via their cross-links only: this decouples the variables s_i from one another. We may then rewrite the free energy as follows:

$$\begin{aligned} F(\xi, D) &= -\frac{1}{\beta} \ln \left[\int_U \exp \left(-\beta H_{\text{vol}}(u) \right. \right. \\ &\quad \left. \left. + \beta \sum_i \frac{1}{\beta} \ln \left[\int_{S_i(u)} \exp \left(-\beta H_i(u, s_i) \right) ds_i \right] \right) du \right]. \quad (9) \end{aligned}$$

This amounts to taking the free energy of the following coarse-grained Hamiltonian:

$$H_\xi(u, \beta) := H_{\text{vol}}(u) - \sum_i \frac{1}{\beta} \ln \left[\int_{S_i(u)} \exp \left(-\beta H_i(u, s_i) \right) ds_i \right].$$

We are now in position to interpret the Treloar assumption, and define the variational model. The affine assumption consists in replacing the integral over the admissible configuration set U in (9) by the evaluation of the integrand at $u(x) = \xi \cdot x$. The variational model is defined by taking the minimum of the coarse-grained Hamiltonian, instead of the free energy:

$$\frac{F(\xi, D)}{|D|} \simeq \frac{\inf_u H_\xi(u, \beta)}{|D|}. \quad (10)$$

Formally, this amounts to considering two temperatures: the physical temperature β for the polymer chains and an “artificial” temperature β' for the cross-links (which is considered small, $\beta' \rightarrow \infty$):

$$\lim_{\beta' \rightarrow \infty} -\frac{1}{\beta'} \ln \left[\int_U \exp \left(-\beta' H_\xi(u, \beta)(u) \right) du \right] = \inf_u H_\xi(u, \beta).$$

It is not yet clear whether (10) is a valid approximation. This problem is currently under investigation on a simplified model.

In terms of orders of magnitude, recall that polymer chains are typically $100nm$ long whereas the macroscopic sample is of the order of the cm , which yields a factor 10^5 . Hence, provided D is a macroscopic sample, (10) will be close to the “thermodynamic limit”

$$W_V(\xi) := \lim_{|D| \rightarrow \infty} \frac{F(\xi, D)}{|D|}, \quad (11)$$

where D properly invades \mathbb{R}^3 (see for instance [29]). For such a limit to exist, the network of polymer chains should have some ergodic property: either the network has some periodic structure (yet we are not dealing with crystals), or the network should yield spatial decorrelations (in a statistical or stochastic framework) — although other less physically relevant properties could also be considered *stricto sensu*.

Such a limiting process has been studied in [1, 2]. There, the limit (11) is proved to exist provided the stochastic network satisfies some structural and statistical properties. In addition, the link between boundary value problems associated with the network and boundary value problems with the energy density W_V is also made rigorous, thus generalizing the validity of the thermodynamic limit when boundary conditions and forcing terms (loads) are taken into account. We recall the relevant results in the following subsection.

3.2. Homogenization of stochastic discrete systems. In order to present the results of [2] on the homogenization of stochastic discrete systems, we need to define the notion of stochastic network, and make precise the associated energy functional.

Definition 1. *We say that a stochastic point process \mathcal{L} in \mathbb{R}^3 (that is a sequence of random points in \mathbb{R}^3) is admissible if:*

- (regularity) *There exist $\mathbf{r} \geq r > 0$ such that almost surely:*
 - *any two points of \mathcal{L} cannot be closer than r ,*
 - *any ball of radius \mathbf{r} contains at least one point of \mathcal{L} ;*
- (stationarity) *\mathcal{L} and $x + \mathcal{L}$ have the same statistics for all $x \in \mathbb{R}^3$;*
- (ergodicity) *\mathcal{L} is ergodic.*

We further assume that the Delaunay tessellation \mathcal{T} of \mathbb{R}^3 into tetrahedra associated with \mathcal{L} (that is, the vertices of \mathcal{T} are given by \mathcal{L}) is almost surely unique (see [10]).

For rigorous definitions of admissible stochastic lattices and their Delaunay tessellations, we refer the reader to [2], and to the references therein. Let us also introduce a rescaling of \mathcal{L} and \mathcal{T} . For all $\varepsilon > 0$, we set $\mathcal{L}_\varepsilon := \varepsilon\mathcal{L}$, which satisfies Definition 1 with εr and $\varepsilon\mathbf{r}$ in place of r and \mathbf{r} , and with $\mathcal{T}_\varepsilon := \varepsilon\mathcal{T}$ in place of \mathcal{T} .

Given a tessellation \mathcal{T}_ε of \mathbb{R}^3 , one may define the space $\mathcal{S}(\mathcal{T}_\varepsilon)$ of continuous and piecewise affine deformations u_ε on \mathcal{T}_ε . Such deformations u_ε , which are characterized by their values at vertices, are such that their gradients ∇u_ε are piecewise constant on \mathcal{T}_ε . In particular, for every element T_ε (tetrahedron) of the tessellation \mathcal{T}_ε , $\det \nabla u_\varepsilon|_{T_\varepsilon}$ measures the ratio of volume between $u_\varepsilon(T_\varepsilon)$ and T_ε .

We are now in position to associate an energy with any deformation field $u_\varepsilon \in \mathcal{S}(\mathcal{T}_\varepsilon)$, on an open bounded domain D of \mathbb{R}^3 . We consider two contributions: an energy associated with the changes of length of the edges of the tessellation, and an energy associated with the changes of volume of the elements of the tessellation. More precisely, denoting by \mathcal{E} the set of edges of \mathcal{T} , we define the energy of $u_\varepsilon \in \mathcal{S}(\mathcal{T}_\varepsilon)$ on D by

$$\begin{aligned}
 F_\varepsilon(u_\varepsilon, D) &= \varepsilon^3 \sum_{e \in \mathcal{E}, e \subset D/\varepsilon} W_{nn} \left(|e_1 - e_2|, \frac{|u_\varepsilon(\varepsilon e_1) - u_\varepsilon(\varepsilon e_2)|}{\varepsilon |e_1 - e_2|} \right) \\
 &\quad + \sum_{T \in \mathcal{T}, T \subset D/\varepsilon} |\varepsilon T| W_{\text{vol}}(\det \nabla u_\varepsilon|_{\varepsilon T}),
 \end{aligned} \tag{12}$$

where $e = (e_1, e_2)$ (e_1 and e_2 are the two vertices of the edge e), $W_{nn} : \mathbb{R}^+ \times \mathbb{R}^+ \rightarrow \mathbb{R}^+$ is the energy of the deformed edges, and $W_{\text{vol}} : \mathbb{R} \rightarrow \mathbb{R}^+$ is the volumetric energy. We make the following assumptions on W_{nn} and W_{vol} :

Hypothesis 1. *There exist $p > 1$ and positive constants c, C such that for all $r \leq \gamma \leq \mathbf{r}$, $\lambda \geq 0$, and $\xi \in \mathbb{M}^3$,*

$$c\lambda^p - 1/c \leq W_{nn}(\gamma, \lambda) \leq C(\lambda^p + 1), \quad (13)$$

$$W_{\text{vol}}(\det \xi) \leq C(|\xi|^p + 1). \quad (14)$$

We then have the following convergence result (see [2, Theorem 5]).

Theorem 1. *For all $\varepsilon > 0$, let \mathcal{L}_ε and \mathcal{T}_ε be the rescaled stochastic point process and associated Delaunay tessellation of Definition 1. For every open bounded subset D of \mathbb{R}^3 , we consider the energy $F_\varepsilon(u_\varepsilon, D)$ defined by (12) for $u_\varepsilon \in \mathcal{S}(\mathcal{T}_\varepsilon)$, and extended by $+\infty$ on $W^{1,p}(D) \setminus \mathcal{S}(\mathcal{T}_\varepsilon)$, for $p > 1$, W_{nn} , and W_{vol} as in Hypothesis 1.*

Then the functional $F_\varepsilon(\cdot, D) \Gamma(L^p(D))$ -converges on $W^{1,p}(D)$ as $\varepsilon \rightarrow 0$ to the functional $F_V(\cdot, D)$ defined by

$$F_V(u, D) = \int_D W_V(\nabla u(x)) dx, \quad (15)$$

where $W_V : \mathbb{M}^d \rightarrow \mathbb{R}^+$ is quasiconvex, satisfies a standard growth condition of order p :

$$\text{there exists } C > 0 \text{ such that for all } \xi \in \mathbb{M}^d, \frac{1}{C}|\xi|^p - 1 \leq W_V(\xi) \leq C(1 + |\xi|^p),$$

and it is given by the asymptotic homogenization formula

$$W_V(\xi) = \lim_{R \rightarrow \infty} \frac{1}{R^3} \inf\{F_1(u, Q_R), u \in \mathcal{S}(\mathcal{T}), u(x) = \xi \cdot x \text{ if } \text{dist}(x, \partial Q_R) \leq 2\mathbf{r}\}, \quad (16)$$

with $Q_R = (-R/2, R/2)^3$, almost surely.

In addition, if \mathcal{L} is isotropic in the sense that for all rotations $\mathcal{R} \in SO(3)$, \mathcal{L} and $\mathcal{R}(\mathcal{L})$ have the same statistics, then W_V is an isotropic energy density.

Remark 1. *Note that we can take spheres in place of cubes in the asymptotic formula (16), which we actually do in numerical approximations.*

Let us comment on Theorem 1. First, (16) is a mathematical version of (11), that shows the existence of the thermodynamic limit. It does not only provide the existence of W_V , but also gives some additional properties, such as quasiconvexity and isotropy. Second, from this Γ -convergence result (and its generalization to the case when Dirichlet boundary conditions are considered, see [2]), we deduce that given a boundary value problem on D and a minimizer u_ε of the discrete energy at scale $\varepsilon > 0$, u_ε converges in $L^p(D)$ as $\varepsilon \rightarrow 0$ to a minimizer $u \in W^{1,p}(D)$ of the continuum energy with energy density W_V , the same boundary conditions, and external loads. This fully justifies the passage to the limit as $\varepsilon \rightarrow 0$ in the static setting: not only the energy does converge, but also the minimizers.

In the following subsection, we show how to apply Theorem 1 to the discrete model introduced in Subsection 3.1, in order to define the variational model and its energy density W_V .

3.3. Discrete variational model. In order to make use of the rigorous results recalled above, we need to put (10) in the form of (12). To this aim, we further assume that the network is a tessellation of D into tetrahedra whose edges are the polymer chains, so that we can write (10) in the form

$$F(\xi, D) \approx \inf_{u \in U} \{F_{\varepsilon_0}(u_{\varepsilon_0}, D)\},$$

for some $\varepsilon_0 > 0$, some function set U related to $\xi \in \mathbb{M}^3$, and with F_{ε_0} as in (12). The parameter ε_0 is the intrinsic lengthscale of the polymer network, which is the length of a monomer, also denoted by l . An edge e of the tessellation at scale ε_0 is then supposed to be made of

$$N_e \simeq \left(\frac{|e|}{l}\right)^2 = \left(\frac{|e|}{\varepsilon_0}\right)^2$$

segments (or monomers). Hence, if the edge e has length L after deformation, its free energy is given by

$$\begin{aligned}\tilde{W}_c(L, N_e) &= \frac{n}{\beta} N_e \left(\frac{L}{N_e l} \theta \left(\frac{L}{N_e l} \right) + \log \frac{\theta \left(\frac{L}{N_e l} \right)}{\sinh \theta \left(\frac{L}{N_e l} \right)} \right) \\ &= \frac{n}{\beta} N_e \left(\frac{1}{\sqrt{N_e}} \frac{L}{|e|} \theta \left(\frac{1}{\sqrt{N_e}} \frac{L}{|e|} \right) + \log \frac{\theta \left(\frac{1}{\sqrt{N_e}} \frac{L}{|e|} \right)}{\sinh \theta \left(\frac{1}{\sqrt{N_e}} \frac{L}{|e|} \right)} \right).\end{aligned}$$

This formula allows us to properly define W_{nn} . First we rescale the network so that it is of order $\varepsilon = 1$. The rescaled network will be taken as a reference and denoted by \mathcal{T} . The associated parameters in Definition 1 are $r = 1$ (each chain has at least one monomer), and $\mathbf{r} \lesssim 10$ (a chain has, say, at most 100 monomers, so that its averaged length is of order 10). Let now $e = (e_1, e_2)$ be an edge of \mathcal{T} , and for $\varepsilon > 0$, let $u_\varepsilon \in \mathcal{S}(\mathcal{T}_\varepsilon)$, where \mathcal{T}_ε is the ε -rescaled version of \mathcal{T} . Then, setting $\lambda := \frac{|u_\varepsilon(\varepsilon e_1) - u_\varepsilon(\varepsilon e_2)|}{\varepsilon |e_1 - e_2|}$ the edge dilatation and $\mathcal{K} = \frac{n}{\beta}$, the rescaled energy of the rescaled edge εe deformed by u_ε is given by

$$W_{nn}(|e|, \lambda) = \mathcal{K} N_e \left(\frac{\lambda}{\sqrt{N_e}} \theta \left(\frac{\lambda}{\sqrt{N_e}} \right) + \log \frac{\theta \left(\frac{\lambda}{\sqrt{N_e}} \right)}{\sinh \theta \left(\frac{\lambda}{\sqrt{N_e}} \right)} \right), \quad (17)$$

corresponding to the unscaled values of the energy of the polymer chains when \mathcal{T} is ε_0 -rescaled. For the volumetric energy, we take $W_{\text{vol}}(\det \xi) = W_{\text{Helm}}(\xi)$, where W_{Helm} is defined in (5).

It remains to check that W_{nn} and W_{vol} satisfy Hypothesis 1. In fact, the estimate from above is satisfied by W_{nn} provided we consider any order of the Taylor expansion of the inverse of the Langevin function (for instance (3), in which case $p = 10$). For the volumetric term, there is a technical difficulty: the Helmholtz energy density (5) does not satisfy Hypothesis 1 since $W_{\text{Helm}}(\xi)$ blows up as $\det \xi \rightarrow 0$ (as it is desirable in nonlinear elasticity). Although the discrete homogenization theorem is expected to hold in this case as well, the current state-of-art does not allow to directly extend the result to this case. In order to circumvent this difficulty, we have proceeded in two steps in [2]. First we have regularized the behavior of W_{Helm} for $\det \xi \leq \eta$ for η small so that the new volumetric energy density W_{vol}^η satisfies Hypothesis 1. We have then appealed to Theorem 1, which yields the existence of a homogenized energy density $W_{\text{V},\eta}^p$ (with obvious notation for the order $2p$ of the Taylor expansion (3)). In a second step, we have let the regularization parameter η go to zero, and showed that $W_{\text{V},\eta}^p$ converges to some energy density W_{V}^p (in the sense that the associated energy functionals Γ -converge) which satisfies in addition of frame-invariance, quasiconvexity, and weak lower-semicontinuity of the integral functional, the desired behavior

$$W_{\text{V}}(\xi) \rightarrow +\infty, \quad \text{if } \det \xi \rightarrow 0.$$

We refer the reader to [2, Theorem 11] for details. In the rest of this paper, the variational energy density W_{V} is defined as the energy density obtained by the double limit procedure of [2, Theorem 11] :

$$W_{\text{V}}^p(\xi) = \lim_{\eta \rightarrow 0} \lim_{R \rightarrow \infty} \frac{1}{R^3} \inf \{ F_1(u, B_R), u \in \mathcal{S}(\mathcal{T}), u(x) = \xi \cdot x \text{ if } \text{dist}(x, \partial B_R) \leq 2\mathbf{r} \},$$

with $B_R = \{Rx : |x| \leq 1\}$, F_1 given by (12), W_{nn} given by the p -order expansion of (17), and W_{vol} by the η regularization of W_{Helm} .

Remark 2. *As pointed out to us by François Lequeux, the assumption that the polymer network forms a tetrahedral tessellation of \mathbb{R}^3 is very strong. In particular it leads to a*

much too high connectivity of polymer chains. Therefore, the model is expected to overestimate the rigidity of the polymer network. In addition, as noticed by Michael Rubinstein, the density of monomers in the model is not correct: we have imposed local incompressibility whereas our model is not at the packing limit. In order to correct this inconsistency, we let depend the value of \mathcal{K} on the number of chains and on the volume of the sample. Last, as remarked by one of the referees, the choice of the energy associated with the network implies that the end-to-end distance of polymer chains coincides with the characteristic spacing between the cross-links, whereas it is known that this distance is much larger than this spacing in most elastomers, see [12]. We could also add in the model constrained junctions restrictions as in [12] to model diffuse entanglements of cross links. These issues are very important from a physical point of view, and essentially regard the geometry of the network. They will be addressed in detail in a future work [17].

4. GENERAL PROPERTIES

4.1. Mechanical properties. We now prove that the energy densities W_T , W_{AB} and W_V of the Treloar, Arruda-Boyce, and variational models all satisfy the following mechanical properties:

- hyperelasticity,
- frame-invariance,
- isotropy,
- blow up of the energy when $\det \xi \rightarrow 0^+$,
- strong ellipticity.

Hyperelasticity is obvious since the models only depend on the pointwise value of the strain gradient. Frame-invariance is a consequence of the dependence upon $\xi^T \xi$ for the three models (or upon distances at the discrete level).

Isotropy is postulated in (AB) since the representative element aligns itself with the principal directions of ξ . It is a consequence of the integration over all the directions for (T). For (V), one has to assume in addition that the stochastic network is isotropic in the mean (the expectation of the stochastic network is isotropic), which implies the isotropy of the energy density, as proved in [3, Theorem 6].

The behavior of the energy when $\det \xi \rightarrow 0^+$ is a direct consequence of the definition of W_{Helm} for (T) and (AB), whereas for (V) it is a consequence of the double limit procedure.

The strong ellipticity of the energy density implies two important properties: the material is stable (that is, homogeneous deformations are strict local minimizers), and this property allows one to prove short-time existence results for the system of elastodynamics. We recall that an energy density $W : \mathbb{M}^3 \rightarrow \mathbb{R}$ is elliptic if and only if for all $\xi \in \mathbb{M}^3$ and all $a, b \in \mathbb{R}^3$, the function $\mathbb{R} \rightarrow \mathbb{R}, t \mapsto W(\xi + ta \otimes b)$ is convex. We say that W is strongly elliptic if $t \mapsto W(\xi + ta \otimes b)$ is in addition α -elliptic for some $\alpha > 0$ (that is provided W is twice-differentiable: for all $\xi \in \mathbb{M}^3$, there exists $\alpha > 0$ such that $a \otimes b \cdot D^2 W(\xi) a \otimes b \geq \alpha |a \otimes b|^2$ for all $a, b \in \mathbb{R}^3$).

Lemma 1. *The functions \tilde{W}_T and \tilde{W}_{AB} are strongly elliptic on \mathbb{M}_+^3 .*

Proof. We split the proof into two steps.

Step 1. Convexity of $\tilde{W}_c(\cdot, N)$.

We first claim that for all $N > 0$, the function $r \mapsto \tilde{W}_c(r, N)$ defined in (1) is convex, increasing, and α -elliptic with constant $\alpha = \frac{6n}{\beta N^2}$ on \mathbb{R}^+ .

The argument goes as follows. Since the Langevin function $\text{La} : t \mapsto \coth t - \frac{1}{t}$ is concave and decreasing on \mathbb{R}^+ , its inverse θ is convex and increasing. In addition, the function

$$t \mapsto \frac{\sinh t}{t}$$

is convex and increasing on \mathbb{R}^+ . Hence,

$$r \mapsto \frac{\sinh \theta(r)}{\theta(r)}$$

is convex and increasing on \mathbb{R}^+ as well. Likewise, since

$$t \mapsto -\log t$$

is convex and increasing on $\mathbb{R}_*^+ = (0, +\infty)$,

$$r \mapsto \log \left(\frac{\theta(r)}{\sinh \theta(r)} \right)$$

is convex and increasing on \mathbb{R}^+ . The same argument holds for

$$r \mapsto r\theta(r).$$

In addition, its second derivative, given by

$$r \mapsto r\theta''(r) + 2\theta'(r),$$

is bounded by below by $2\theta'(r) \geq 6$ on \mathbb{R}^+ in view of the convexity of θ and using the series expansion (2) of θ . Taking into account the coefficients in (1) proves the claim.

Step 2. Strong ellipticity of \tilde{W}_{AB} and \tilde{W}_T on \mathbb{M}_+^3 .

We first treat \tilde{W}_{AB} . From Step 1 and (6), we infer that \tilde{W}_{AB} is convex on \mathbb{M}^3 since $\xi \mapsto \sqrt{I_3(\xi)}$ is convex as the Frobenius norm on \mathbb{M}^3 . For all $i, j \in \{1, 2, 3\}$, we have

$$\begin{aligned} & \mathbf{e}_i \otimes \mathbf{e}_j \cdot D_{\xi\xi}^2 \tilde{W}_{AB}(\xi) \mathbf{e}_i \otimes \mathbf{e}_j \\ &= \tilde{W}'_c(\sqrt{I_1(\xi)}) \mathbf{e}_i \otimes \mathbf{e}_j \cdot D_{\xi\xi}^2 \sqrt{I_1(\xi)} \mathbf{e}_i \otimes \mathbf{e}_j + \tilde{W}''_c(\sqrt{I_1(\xi)}) D_\xi \sqrt{I_1(\xi)} \otimes D_\xi \sqrt{I_1(\xi)}. \end{aligned}$$

Since

$$\mathbf{e}_i \otimes \mathbf{e}_j \cdot D_{\xi\xi}^2 \sqrt{I_1(\xi)} \mathbf{e}_i \otimes \mathbf{e}_j = \frac{I_1(\xi) - \xi_{ij}^2}{I_1(\xi)^{3/2}}$$

is positive for all $i, j \in \{1, 2, 3\}$ for $\det \xi \neq 0$, since $\tilde{W}'_c(\sqrt{I_1(\xi)}) > 0$ for $\xi \neq 0$, and since $\tilde{W}''_c(\sqrt{I_1(\xi)}) D_\xi \sqrt{I_1(\xi)} \otimes D_\xi \sqrt{I_1(\xi)}$ is an elliptic tensor (although not strongly) for all $\xi \in \mathbb{M}^3$, the energy density \tilde{W}_{AB} is strongly elliptic on \mathbb{M}_+^3 .

We now turn to W_T and proceed similarly. For all $e \in S^2$ the function $\xi \mapsto |\xi e|$ is convex by the triangle inequality. Hence, $\xi \mapsto \tilde{W}_c(|\xi e|)$ is a convex function as well, so that (4) implies that W_T is convex on \mathbb{M}^3 as a convex combination of convex functions (for e describing S^2). We now prove the strong ellipticity on \mathbb{M}_+^3 . We have:

$$\int_{S^2} \mathbf{e}_i \otimes \mathbf{e}_j \cdot D_{\xi\xi}^2 (|\xi e(X)|) \mathbf{e}_i \otimes \mathbf{e}_j d\sigma(X) = \int_{S^2} \frac{|\xi e(X)|^2 - (\mathbf{e}_i \cdot \xi e(X))^2}{|\xi e|^{3/2}} d\sigma(X)$$

which is positive provided $\xi \neq 0$. As above, this implies the strong ellipticity (of \tilde{W}_T) on \mathbb{M}_+^3 . \square

In particular, W_T and W_{AB} are strongly elliptic as the sum of a strongly elliptic function on \mathbb{M}_+^3 (\tilde{W}_{AB} and \tilde{W}_T , respectively) and of an elliptic function (the Helmholtz energy density, which is polyconvex and hence elliptic). The strong ellipticity of W_V is a much more delicate question, since strong ellipticity can be lost by homogenization in nonlinear elasticity (see in particular the very inspiring contribution of Geymonat, Müller, and Triantafyllidis in [13]). Provided some technical assumptions (which are supported by numerical simulations) and using the specific structure of \tilde{W}_c , the first author has shown in [14] that W_V is strongly elliptic on \mathbb{M}_+^3 .

The following lemma shows that W_T and W_{AB} are coercive energy densities:

Lemma 2. *For all $p \geq 1$, the energy densities $\xi \mapsto W_{\text{AB}}^p(\xi)$ and $\xi \mapsto W_{\text{T}}^p(\xi)$ are the sum of a convex function of ξ and of a convex function of $\det \xi$. In addition, they satisfy the following coercivity property: there exists $c_p > 0$ such that for all $\xi \in \mathbb{M}^3$*

$$\min\{W_{\text{AB}}^p(\xi), W_{\text{T}}^p(\xi)\} + 1 \geq c_p(|\xi|^{2p} + |\det \xi|^2). \quad (18)$$

Proof. The structure of W_{AB} and W_{T} with respect to convexity is a consequence of the convexity of \tilde{W}_{AB} and \tilde{W}_{T} and of the convexity of the function $t \mapsto t^2 - 1 - 2 \ln t$ on \mathbb{R}_*^+ (for the Helmholtz energy density defined in (5)).

The coercivity estimate (18) follows from the Helmholtz energy density, noting that

$$t^2 - 1 - 2 \ln t \geq \max\left\{0, \frac{t^2}{2} - 2\right\},$$

and from the fact that the Taylor expansion (3) of \tilde{W}_c only has non-negative coefficients for all $p \geq 1$. In particular,

$$\tilde{W}_{\text{AB}}^p(\xi) \geq C_{\text{AB}}(N, p) \sqrt{I_1(\xi)}^{2p} = C(N, p) |\xi|^{2p},$$

where $C_{\text{AB}}(N, p)$ is a positive constant depending only on N and p , and $|\cdot|$ is the Frobenius norm on \mathbb{M}^3 . For the Treloar model, we slightly anticipate on Section 6, and appeal to (22), that is $W_{\text{T}}(\xi) \geq W_{\text{AB}}(\xi)$ for all $\xi \in \mathbb{M}^3$. \square

We conclude this subsection by the determination of the natural states of W_{T} , W_{AB} , and W_{V} (that is, the absolute minimizers of these energy densities on \mathbb{M}_+^3). In the case when reduced invariants are used, as for the original Arruda-Boyce model W^{AB} defined in (8), the absolute minimizer is the identity. When standard invariants are used, as in the variants of Arruda-Boyce and Treloar W_{AB} and W_{T} considered here, the identity is not the natural state since there is a competition between the energy of the polymer chains (which is minimized at 0) and the Helmholtz energy (which is minimized at identity). This gives rise to:

Lemma 3. *The energy densities W_{AB} and W_{T} admit the same unique natural state on \mathbb{M}_+^3 , which is a dilatation αId with $0 < \alpha < 1$.*

Proof. This is a consequence of convexity. The functions W_{AB} and W_{T} are continuous on \mathbb{M}_+^3 and infinite at infinity and when $\det \xi \rightarrow 0^+$, so that they attain their minimum. Let α^3 denote the determinant of a minimizer. By frame-invariance it is enough to consider diagonal matrices of the form $\xi_{\lambda_1, \lambda_2, \alpha} := \text{diag}(\lambda_1, \lambda_2, \alpha^3 / (\lambda_1 \lambda_2))$. The function $(\lambda_1, \lambda_2) \mapsto \tilde{W}_{\text{AB}}(\xi_{\lambda_1, \lambda_2, \alpha})$ is strictly convex on \mathbb{R}^2 as the composition of an increasing strictly convex function with a strictly convex function. Hence it admits a unique minimum $(\lambda_1^*, \lambda_2^*)$. By symmetry, $\lambda_1^* = \lambda_2^*$, and therefore $\lambda_1^* = \lambda_2^* = \alpha$, and the natural state of determinant α^3 is the dilatation αId . It remains to note that the function $t \mapsto W_{\text{AB}}(t \text{Id})$ is strictly convex, so that there is only one dilatation of minimal energy, and therefore only one natural state. The same arguments hold for W_{T} , and the natural states coincide since W_{T} and W_{AB} coincide on dilatations. \square

A weaker result holds for W_{V} , based on [26, Theorem A]:

Lemma 4. [3, Theorem 8] *If W_{V} is isotropic (which follows from the isotropy of the stochastic lattice), it admits a natural state on \mathbb{M}_+^3 which is a dilatation.*

Note that uniqueness of the natural state is not ensured by this lemma (its proof only relies on argument which are compatible with the existence of several natural states, see [26, Section 3] e.g.).

Remark 3. *All the results of this paragraph hold as well for W_{AB}^p , W_{T}^p , and W_{V}^p for all $p \geq 1$ since the Taylor expansion (3) of \tilde{W}_c is strictly convex at any order.*

4.2. Boundary value problems. The main interest of constitutive laws is their application to mechanical problems, or in mathematical terms, to the associated boundary value problems. This section is devoted to the study of the well-posedness of boundary value problems in terms of minimization. Within this context, we only have to check classical coercivity and lower-semicontinuity properties ([6],[9]).

In particular we have the following (standard) existence result for the minimization problems associated with Treloar, Arruda-Boyce, and variational models:

Theorem 2. *Let $p \geq 2$, Γ_0 be a measurable subset of ∂D of positive measure, and let $\phi_0 : \Gamma_0 \rightarrow \mathbb{R}^3$ be a measurable function such that $\Phi = \{v \in W^{1,2p}(D), v = \phi_0 \text{ on } \Gamma_0, \det \nabla v \in L^2(D), \det \nabla v > 0 \text{ a. e. on } D\}$ is not empty. Let $f \in L^p(D)$ and $g \in L^\sigma(\partial D \setminus \Gamma_0)$ be such that the linear form*

$$L : v \in W^{1,p}(D) \mapsto L(v) := \int_D f(x) \cdot v(x) dx + \int_{\partial D \setminus \Gamma_0} g(x) \cdot v(x) da(x)$$

is continuous (da denotes the surface measure), let

$$F(v) := \int_D W^p(\nabla v(x)) dx - L(v),$$

where W^p is either W_{T}^p , W_{AB}^p , or W_{V}^p , and assume that $\inf_{v \in \Phi} F(v) < \infty$. Then there exists at least one function $u \in \Phi$ such that

$$F(u) = \inf_{v \in \Phi} F(v).$$

Proof. We first treat the case of W_{T}^p and W_{AB}^p using polyconvexity, and then turn to W_{V}^p using results of [3].

Step 1. Proof for W_{T}^p and W_{AB}^p .

This is a direct application of Ball's seminal results in [6]. Since $2p \geq 3$, for all $v \in W^{1,2p}(D)$, $\det \nabla v \in L^1(D)$, and the set $\tilde{\Phi} := \{v \in W^{1,2p}(D), \det \nabla v \in L^2(D)\}$ is weakly-closed (see for instance [9, Section 7.6]). By Lemma 2, F is coercive on Φ and lower-semicontinuous for the weak-convergence in $\tilde{\Phi}$ (see [9, Section 7.7]). Let $u_n \in \Phi$ be a minimizing sequence of F on Φ . Up to extraction, u_n weakly converges to some $u \in \tilde{\Phi}$, and

$$F(u) \leq \inf_{v \in \tilde{\Phi}} F(v).$$

It remains to prove that $u \in \Phi$, which is a consequence of the property

$$\lim_{\det \xi \rightarrow 0} W^p(\xi) = +\infty,$$

and of the compactness of the trace operator, see for instance in [9, Section 7.7] for both arguments.

Step 2. Proof for W_{V}^p .

The structure of the proof is the same as above, noting that the lower-semicontinuity of F for the weak convergence in $W^{1,p}(D)$ is a direct consequence of Γ -convergence. We refer the reader to [3, Theorem 11] for details. \square

5. NUMERICAL APPROXIMATION OF THE VARIATIONAL MODEL

5.1. The numerical solution method. Our aim is to approximate $\xi \mapsto W_{\text{V}}(\xi)$ with the help of (a variant of) formula (16):

$$W_{\text{V}}(\xi) = \lim_{R \rightarrow \infty} \frac{1}{|B(R)|} \inf\{F_1(u, B_R), u \in \mathcal{S}(\mathcal{T}), u(x) = \xi \cdot x \text{ if } \text{dist}(x, \partial B_R) \leq 2\mathbf{r}\}, \quad (19)$$

with W_{nn} given by (17), $W_{\text{vol}} = W_{\text{Helm}}$ given by (5), and where $B(R)$ is the ball of radius $R > 0$ centered at the origin. For the numerical approximation procedure we take

$W_{\text{vol}} = W_{\text{Helm}}$, and do not use further regularization as in [2, Theorem 11] — this owes to the fact that this is the case of interest although we are not able to directly deal with $W_{\text{vol}} = W_{\text{Helm}}$ in the analysis yet.

The physical parameters to be fixed are the typical length $\bar{\ell}$ of the edges of the network (that is, the average of the lengths of all the edges of the tessellation), the typical number of monomers \bar{N} per chain (related to the characteristic length l of a monomer through the identity $\bar{N} = (\frac{\bar{\ell}}{l})^2$) and \mathcal{K} in (17), and K in (5). Typical values in the simulations are chosen in function of R so that the ratio of the contributions of the chains and of the volumetric effect is constant (this does not change the value of W_V at the limit). We denote by N_R and by $|B(R)|$ the number of edges and the volume of $B(R)$, respectively. We will take:

$$\bar{N} \in [25, 250], \quad \mathcal{K} = \frac{|B(R)|}{N_R} \times \frac{26.5}{\bar{N}} \times 0.27 \text{ MPa}, \quad K \in \{5, 50, 100, 500\} \text{ MPa}.$$

This choice of \mathcal{K} makes the contribution to the energy of the $N_R \bar{N}$ monomers be of order $|B_R| 0.27 \text{ MPa}$ (such a rescaling makes the number of monomers per unit volume to fixed in the simulations — which is needed to compare polymers with different \bar{N} since the network is not at the packing limit, see Remark 2). These correspond to the typical values considered in the Arruda-Boyce model to fit Treloar’s experiments.

For the numerical approximation procedure one has to pick a large — though finite — $R \gg 1$, and minimize $F_1(\cdot, B_R)$ on the set of continuous and piecewise constant functions on $\mathcal{T} \cap B_R$ whose values on the boundary coincide with the affine deformation $x \mapsto \xi \cdot x$. To this aim, one needs to know $\mathcal{T} \cap B_R$. Yet, \mathcal{T} is a Delaunay tessellation associated with a point process in the whole space \mathbb{R}^3 . We therefore need to approximate the point process itself on the domain B_R . The point process we consider on \mathbb{R}^3 is the thermodynamic limit of the random parking measure associated with unit balls (that we will refer to as the “parking lattice”), which is rigorously defined as the limit of point processes on finite domains in [27]. As shown in [20], the parking lattice is stationary, ergodic, isotropic, almost surely general (the associated Delaunay tessellation is unique), and satisfies the hardcore and non-empty space conditions required by Theorem 1. Hence, formula (19) makes sense. The approximation of the parking lattice on finite domains B_R is as follows. For all $R > 0$, we make a uniform mesh of the sphere S_R of radius R (with triangles of side ~ 1) and consider a hardcore Poisson point process (with minimal distance 1) in B_{R-1} up to the packing limit (that is, until one cannot add any other point: due to the hardcore constraint, there is an easy upper bound on the number of points which can be accepted). In particular, for such a point process, any two points are at least at distance 1, and any ball of radius 1 has at least one point. We denote by \mathcal{T}_R a Delaunay tessellation associated with the mesh of S_R and the points in B_{R-1} . As proved in [20], although \mathcal{T}_R does not coincide with $\mathcal{T} \cap B_R$, we still have

$$\lim_{R \rightarrow \infty} \frac{1}{|B(R)|} \inf \{ F_1(u, B_R), u \in \mathcal{S}(\mathcal{T}_R), u(x) = \xi \cdot x \text{ if } \text{dist}(x, \partial B_R) \leq 2\mathbf{r} \} = W_V(\xi). \quad (20)$$

This is the final variant of (16) we consider, and which has the advantage to be *practically computable*.

The numerical approximation of (20) is made in two steps:

- We first generate the deterministic set of points on ∂B_R and a realization of the stochastic set of points in B_{R-1} . The latter is generated iteratively. Points are randomly picked in B_{R-1} . The first point is accepted. When another point is picked, either it is at distance less than 1 from a point which has already been accepted and it is discarded, or it is at distance at least 1 from all the other points and it is accepted. The algorithm stops when B_{R-1} is packed, that is, when no additional point can be accepted. Given the deterministic set of points on ∂B_R

and the realization of the random set of points in B_{R-1} we then construct an associated Delaunay tessellation of B_R . Note that this choice sets the relation between the number N_R of chains in the volume $B(R)$, and $N_R/|B(R)|$ tends to a deterministic limit as $R \rightarrow \infty$.

- In a second step, we solve the minimization problem associated with (20) for R finite and the Delaunay tessellation of B_R (well-defined as the minimization of a smooth coercive function on a finite-dimensional space) by a Newton algorithm, as it is classical in nonlinear elasticity (see for instance [23], and [32]) provided the addition of the energy of the edges (which are “non-standard” one-dimensional elements). Continuation methods are also used to ensure the convergence of the Newton algorithm.

In practice, we also consider several independent realizations of the stochastic set of point and make an empirical average of the approximations of W_V obtained. This enhances the convergence with respect to the randomness. For the analysis of numerical methods to approximate homogenized coefficients for random discrete systems, we refer the reader to the linear case dealt with in [16], based on [18, 19].

Note that with respect to standard three-dimensional finite element methods, the solution of the minimization problem associated with (20) for R finite and the Delaunay tessellation of B_R requires to consider one-dimensional elements in addition to three-dimensional elements. These one-dimensional elements are represented by the edges of the tessellation.

For notational convenience, we define $\mathcal{W}_{nn} : \mathbb{R}^+ \times \mathbb{R}^d \rightarrow \mathbb{R}^+$ by $\mathcal{W}_{nn}(h, \zeta) := W_{nn}(h, |\zeta|)$, and we recall that for all $\xi \in \mathbb{M}_d^+$, $W_{\text{vol}}(\det \xi) = W_{\text{Helm}}(\xi)$. At the end of the minimization algorithm, the homogenized energy W_V is approximated by the spatial average on B_R of the energy density of the minimizer u_R which has been numerically obtained:

$$\begin{aligned} W_V(\Lambda) &\simeq \frac{1}{|B_R|} F_1(u_R, B_R) \\ &= \frac{1}{|B_R|} \left(\sum_{e \in \mathcal{E}, e \subset B_R} W_{nn} \left(|e_1 - e_2|, \frac{|u_R(e_1) - u_R(e_2)|}{|e_1 - e_2|} \right) \right. \\ &\quad \left. + \sum_{T \in \mathcal{T}, T \subset B_R} \int_T W_{\text{vol}}(\det \nabla u_R) \right) \\ &= \frac{1}{|B_R|} \left(\sum_{e \in \mathcal{E}, e \subset B_R} W_{nn} \left(|e_1 - e_2|, \frac{u_R(e_1) - u_R(e_2)}{|e_1 - e_2|} \right) \right. \\ &\quad \left. + \sum_{T \in \mathcal{T}, T \subset B_R} \int_T W_{\text{Helm}}(\nabla u_R) \right). \end{aligned}$$

The Piola-Kirchhoff stress tensor is given by the spatial average on B_R of the associated local Piola-Kirchhoff stress tensor (provided the minimizer is isolated, and the local Hessian strongly elliptic, see [15, Section 4.2] for related arguments in the continuum case):

$$\begin{aligned} D_\Lambda W_V(\Lambda) &\simeq \frac{1}{|B_R|} \left(\sum_{e \in \mathcal{E}, e \subset B_R} D_\zeta W_{nn} \left(|e_1 - e_2|, \frac{u_R(e_1) - u_R(e_2)}{|e_1 - e_2|} \right) \otimes \frac{e_1 - e_2}{|e_1 - e_2|} \right. \\ &\quad \left. + \sum_{T \in \mathcal{T}, T \subset B_R} \int_T D_\xi W_{\text{Helm}}(\nabla u_R) \right). \end{aligned}$$

Equivalently, we could compute the stress tensor as a residual in the weak formulation (which is slightly cheaper numerically).

A study of the convergence of the numerical approximation of $W_V(\xi)$ in terms of R and the number of realizations is proposed in the following paragraph for some typical values of ξ (both in small and large strains).

N_R	130	1600	6000	16000	33000	59500
n_R	2160	270	80	34	18	10

TABLE 1. Number of edges and associated number of realizations in the numerical computations.

Note that the numerical tests are performed using the natural state of W_V as the reference configuration in Subsections 5.5 and 5.6, so that the identity has least energy.

5.2. Convergence properties. In this subsection, we investigate the convergence properties of the numerical approximation of W_V . The numerical analysis of the numerical approximation procedure is made particularly difficult because

- the unknown is a vector and not a scalar,
- the system is nonlinear and nonconvex,
- the randomness is complex (the decorrelation properties of the random parking lattice are not easy to quantify).

As seen in [18, 19, 16] on a simpler linear scalar case, the error splits into two parts: a random error and a systematic error. The random error is of variance type and measures the fact that the computed quantities are random variables themselves. This error can be made as small as desired by using a sufficiently large number n_R of realizations. It is proved to decay at the central limit theorem scaling in terms of n_R times the number N_R of chains (in this scalar case, chains are viewed as conductances) in B_R , that is $(n_R N_R)^{-1/2}$. The systematic error is related to the boundary conditions: we impose linear Dirichlet boundary conditions, which perturbs the energy — no matter the number of realizations. This error also vanishes at the limit $N_R \rightarrow \infty$. Its scaling is expected to be of the order R^{-1} since this is a surface effect — although there is no rigorous proof of this fact.

The physical parameters for these tests are as follows

$$\bar{N} = 26.5, \quad \mathcal{K} = \frac{|B(R)|}{N_R} \times 0.27 \text{ MPa}, \quad K = 100 \text{ MPa}.$$

We have conducted two series of tests with two different strain gradients A_1 and A_2 , the first in moderate deformation ($\sim 25\%$), and the second in large deformation ($\sim 300\%$):

$$A_1 = \begin{pmatrix} 1.1 & 0 & 0 \\ 0 & 1.2 & 0 \\ 0 & 0 & 25/33 \end{pmatrix}, \quad A_2 = \begin{pmatrix} 2 & 0 & 0 \\ 0 & 3 & 0 \\ 0 & 0 & 1/6 \end{pmatrix}.$$

Both deformations are isochoric: $\det A_1 = \det A_2 = 1$.

We focus on the first Piola-Kirchhoff stress tensor $\frac{\partial W_V(\xi)}{\partial \xi}$. We expect the stress tensors $\Pi_1(N_R, n_R) = [\Pi_1(N_R, n_R)]_{ij}$ and $\Pi_2(N_R, n_R) = [\Pi_2(N_R, n_R)]_{ij}$, associated with A_1 and A_2 respectively, to be diagonal. We therefore focus on the principal stresses. Each effective stress tensor is obtained as the empirical average over n_R realizations of a stochastic network in B_R (with approximately N_R edges). These numbers are gathered in Table 1.

The (square root of the) variance of one realization is plotted for the three diagonal terms in function of N_R on Figure 2 for A_1 and Figure 3 for A_2 , in log-log scale. The straight lines are linear fittings. Their slopes are approximately $-1/2$ (between -0.45 and -0.5), as expected.

To conclude, we show on Figures 4–6 and 7–9 the convergences of the diagonal terms of the Piola stress tensor (with the variance) in function of N_R , for A_1 and A_2 , respectively. As can be seen, the systematic error may largely dominate the random error (see in particular Figure 9). From now on, we shall consider that the approximation has converged for $N_R \sim 100000$ and $n_R \sim 10$.

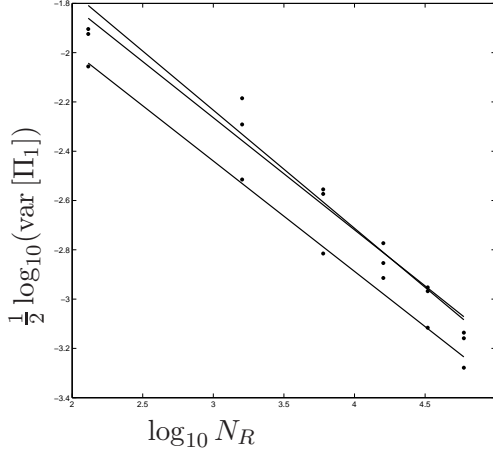


FIGURE 2. Variance of the diagonal terms of the Piola stress tensor for A_1 (range $[2, 5] \times [-3.4, -1.8]$)

Id	0.4398	0.4775	0.3131
\mathcal{R}_1	0.4401	0.4790	0.3119
\mathcal{R}_2	0.4416	0.4772	0.3121
\mathcal{R}_3	0.4405	0.4786	0.3119

TABLE 2. Diagonal entries for the rotations of A_1

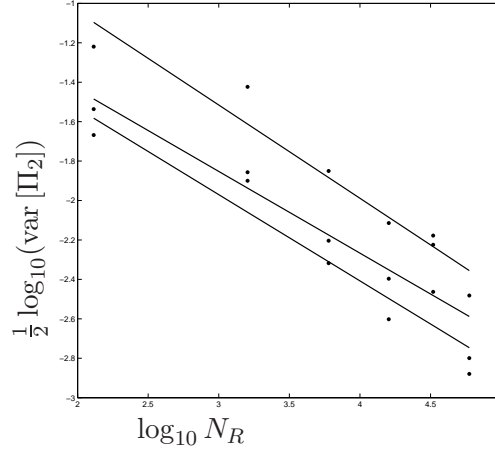


FIGURE 3. Variance of the diagonal terms of the Piola stress tensor for A_2 (range $[2, 5] \times [-3, -1]$)

Id	0.8201	1.193	0.3246
\mathcal{R}_1	0.8209	1.197	0.3257
\mathcal{R}_2	0.8233	1.192	0.3256
\mathcal{R}_3	0.8215	1.192	0.3259

TABLE 3. Diagonal entries for the rotations of A_2

5.3. Isotropy of W_V . The isotropy of the model is directly related to the isotropy of the network. The physical parameters for these tests are as follows:

$$\bar{N} = 26.5, \quad \mathcal{K} = \frac{|B(R)|}{N_R} \times 0.27 \text{ MPa}, \quad K = 100 \text{ MPa}.$$

To check the isotropy, we consider the two strain gradients A_1 and A_2 that we transform by the following three rotations:

$$\mathcal{R}_1 = \begin{pmatrix} 0 & 0 & 1 \\ 1 & 0 & 0 \\ 0 & 1 & 0 \end{pmatrix}, \quad \mathcal{R}_2 = \begin{pmatrix} 0 & 1 & 0 \\ 0 & 0 & 1 \\ 1 & 0 & 0 \end{pmatrix}, \quad \mathcal{R}_3 = \begin{pmatrix} 0 & 0 & 1 \\ \sqrt{2}/2 & -\sqrt{2}/2 & 0 \\ \sqrt{2}/2 & \sqrt{2}/2 & 0 \end{pmatrix}.$$

If W_V is isotropic, then the Piola stress tensor should transform as

$$\Pi(\mathcal{R}\xi) = \mathcal{R}\Pi(\xi).$$

For A_1 and A_2 , and each of the three rotations, the diagonal entries of ${}^T\mathcal{R}_i\Pi(\mathcal{R}_i A_j)$ are reported on in Tables 2 and 3. The difference with $\Pi(A_j)$ is a measure of the anisotropy. As can be seen, the difference on the diagonal terms is of order 0.1%, which shows the network can be considered isotropic, and that the energy density W_V is indeed isotropic.

5.4. Dependence on the second invariant. It is rather well admitted that the energy density of rubber materials slightly depends on the second invariant I_2 of the Cauchy-Green strain tensor. By definition, the Arruda-Boyce model only depends on the first and third invariants. As would show an elementary series expansion, the Treloar model actually depends on the second invariant — although the coefficient in front of I_2 is actually rather small compared to the coefficient for I_1 . This is also the case for the variational model

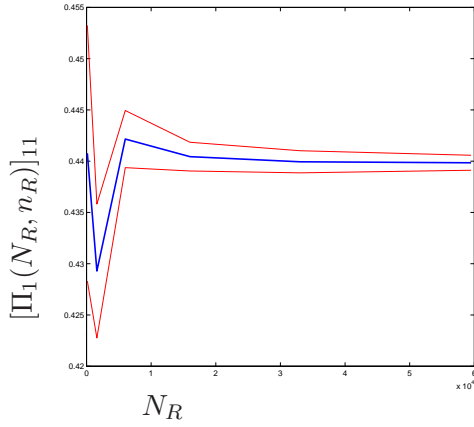


FIGURE 4. Convergence of the diagonal part 1 of the Piola stress tensor for A_1 (range $[0, 6 \cdot 10^4] \times [0.42, 0.46]$)

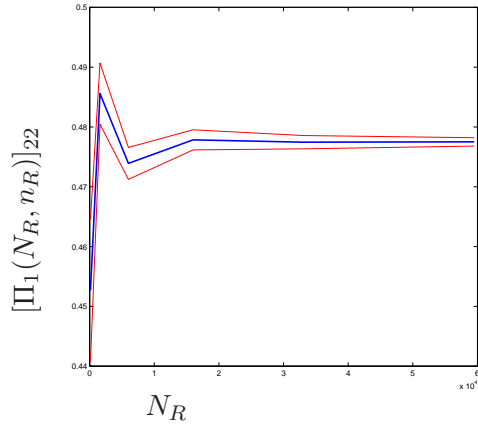


FIGURE 5. Convergence of the diagonal part 2 of the Piola stress tensor for A_1 (range $[0, 6 \cdot 10^4] \times [0.44, 0.5]$)

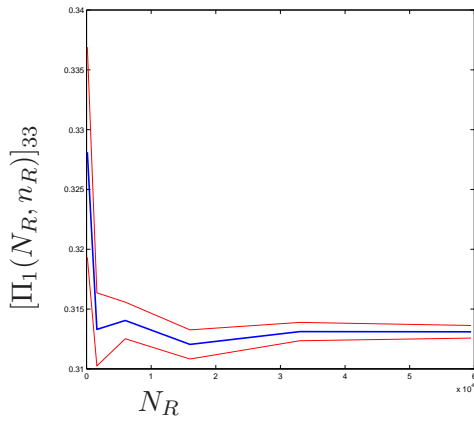


FIGURE 6. Convergence of the diagonal part 3 of the Piola stress tensor for A_1 (range $[0, 6 \cdot 10^4] \times [0.31, 0.34]$)

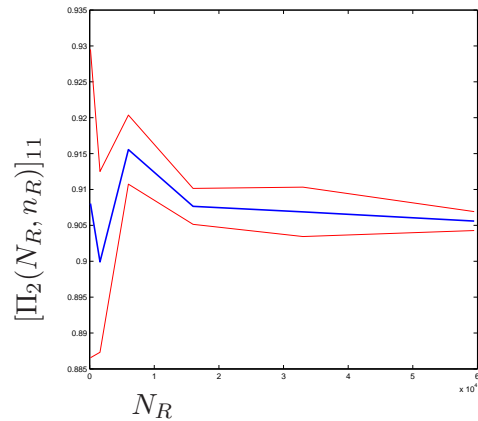


FIGURE 7. Convergence of the diagonal part 1 of the Piola stress tensor for A_2 (range $[0, 6 \cdot 10^4] \times [0.88, 0.94]$)

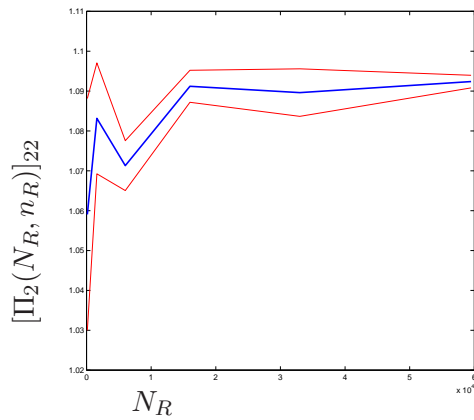


FIGURE 8. Convergence of the diagonal part 2 of the Piola stress tensor for A_2 (range $[0, 6 \cdot 10^4] \times [1.02, 1.11]$)

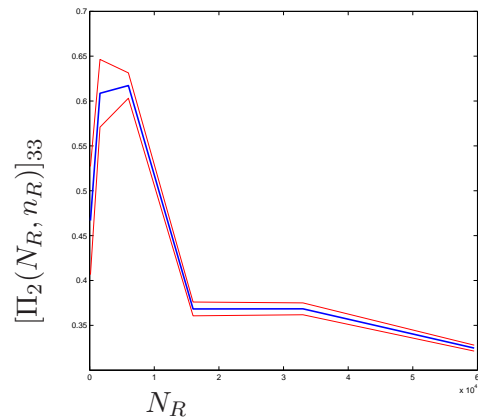


FIGURE 9. Convergence of the diagonal part 3 of the Piola stress tensor for A_2 (range $[0, 6 \cdot 10^4] \times [0, 0.7]$)

as we shall show now. Note that Treloar's experiments do not allow to verify whether a model depends on I_2 or not.

We write the energy as a function of the invariants I_1 , I_2 , and I_3 , so that

$$W_V(\xi) = \omega(I_1, I_2, I_3)$$

for some function $\omega : \mathbb{R}_+^3 \rightarrow \mathbb{R}_+$. This implies for a deformation of the form $\xi = \text{diag}(\xi_1, \xi_2, \xi_3)$ that the Piola stress tensor is diagonal, and that its entries are given for all $i \in \{1, 2, 3\}$ by

$$\Pi(\xi)_{ii} = 2\xi_i \frac{\partial \omega}{\partial I_1}(I_1, I_2, I_3) + 2\xi_i(I_1 - \xi_i^2) \frac{\partial \omega}{\partial I_2}(I_1, I_2, I_3) + \frac{2I_3}{\xi_i} \frac{\partial \omega}{\partial I_3}(I_1, I_2, I_3).$$

Let us fix some $i_1 > 0$ and $i_3 = 1$, and set $\alpha(I_2) = 2 \frac{\partial \omega}{\partial I_1}(i_1, I_2, i_3)$, $\beta(I_2) = 2 \frac{\partial \omega}{\partial I_2}(i_1, I_2, i_3)$, and $\gamma(I_2) = 2 \frac{\partial \omega}{\partial I_3}(i_1, I_2, i_3)$. Then, for all $\xi = \text{diag}(\xi_1, \xi_2, \xi_3)$ such that $I_1 = i_1$ and $I_3 = i_3$, the Piola stress tensor is given by

$$\Pi(\xi) = \alpha(I_2)\xi + \beta(I_2)\text{diag}(\xi_1(i_1 - \xi_1^2), \xi_2(i_1 - \xi_2^2), \xi_3(i_1 - \xi_3^2)) + \gamma(I_2)\text{diag}(\xi_1^{-1}, \xi_2^{-1}, \xi_3^{-1}). \quad (21)$$

In particular, W does not depend on I_2 if α and γ are constant functions, and if in addition $\beta \equiv 0$.

The physical parameters for these tests are as follows:

$$\bar{N} = 26.5, \quad \mathcal{K} = \frac{|B(R)|}{N_R} \times 0.27 \text{ MPa}, \quad K = 100 \text{ MPa}.$$

We have conducted numerical tests with $i_1 = 9$ and $i_3 = 1$ for the following three deformation gradients ξ :

$$\begin{aligned} \xi^1 &= \text{diag}(1, 2.8058837, 0.35639401), \\ \xi^2 &= \text{diag}(1.7320508, 2.4380156, 0.2368116), \\ \xi^3 &= \text{diag}(2, 3.461088, 0.1444632). \end{aligned}$$

These deformation gradients ξ^1, ξ^2, ξ^3 satisfy $I_2 = 9, 18.333333, 48.25$, respectively. For each deformation gradient, we have computed α , β , and γ by solving a 3×3 linear system given by (21). Caution should be taken since the systematic and random errors in the computations may be of the order of the coefficients β and γ . We have therefore made explicit a confidence interval, which corresponds to the variance of the coefficients for several realizations (of the polymer network). Tables 4 and 5 report on the values of α , β , and γ and of their standard deviations for each deformation gradient (with 100 realizations), for the Treloar and the variational model, respectively. Note that the results on the Treloar model are obtained numerically using the same meshes as for the variational model and within the affine assumption, so that there is also statistical variability due to the randomness of the meshes.

The dependence of the Treloar model upon the second invariant is clear for ξ_1 , ξ_2 and ξ_3 since the random error on β is of order of 10%. For the variational model, the order of magnitude of β and its sign seem reasonable. Yet, the error is of the order of 50% for the cases ξ_1 and ξ_2 . For the case ξ_3 , the error is only of the order of 10%, which clearly shows that the variational model also slightly depends on the second invariant.

5.5. Validity of the affine assumption. The affine assumption states that the deformation of the sample B_R which minimizes the energy for the Dirichlet boundary conditions $x \mapsto \xi \cdot x$ is close enough to the linear deformation $x \mapsto \xi \cdot x$ in B_R so that the minimizer can be replaced by the the linear deformation for the computation of $W_V(\xi)$ through (20), and of $\Pi(\xi)$ (the associated Piola stress tensor). The affine assumption is largely questioned in the litterature, [12]. In what follows, we denote by $\tilde{\Pi}(\xi)$ the Piola stress tensor computed with the linear deformation (that is, within the affine assumption). The numerical tests

	α	$\Delta\alpha$	β	$\Delta\beta$	γ	$\Delta\gamma$
ξ^1	0.3151	± 0.0015	- 0.00342	± 0.00022	0.00012	± 0.00017
ξ^2	0.3144	± 0.0020	- 0.00334	± 0.00041	0.000043	± 0.00012
ξ^3	0.3290	± 0.0015	- 0.00372	± 0.00028	0.000040	± 0.000037

TABLE 4. Set of parameters for the Treloar model

	α	$\Delta\alpha$	β	$\Delta\beta$	γ	$\Delta\gamma$
ξ^1	0.2898	± 0.00075	- 0.00040	± 0.00017	0.02177	± 0.00032
ξ^2	0.2888	± 0.0015	- 0.00057	± 0.00034	0.01833	± 0.00021
ξ^3	0.3063	± 0.00040	- 0.00131	± 0.00013	0.042400	± 0.00058

TABLE 5. Set of parameters for the variational model

are performed using the natural state of W_V as the reference configuration, so that the identity has least energy.

Our numerical experiments show there are two distinct regimes: at moderate deformation, the affine assumption seems to be justified, whereas at large deformation, nonlinear effects play an important role. The threshold above which nonlinear effects are important depends on two parameters:

- the relative strength K of the volumetric term W_{Helm} (the higher, the closer to the affine assumption),
- the connectivity of the network (the higher, the more rigid).

To illustrate this, we have conducted numerical simulations in uniaxial traction for the variational model with the following sets of parameters:

$$\bar{N} = 26.5, \quad \mathcal{K} = \frac{|B(R)|}{N_R} \times 0.27 \text{ MPa}, \quad K \in \{5, 50, 500\} \text{ MPa}.$$

The connectivity of the network influences the parameter $\frac{|B(R)|}{N_R}$: for instance, for a fixed random point set in $B(R)$ the number of chains N_R is 5 times smaller if the connectivity is set from 20 to 4.

More precisely, the deformation gradient ξ is taken of the form

$$\xi = \text{diag}(\lambda, \lambda^{-1/2}, \lambda^{-1/2})$$

for some $\lambda \geq 1$, and we have plotted the so-called the so-called engineering stress given by

$$S_{\text{uniaxial}} = \frac{\sigma_{11} - \sigma_{22}}{\lambda}.$$

As announced, the parameter K controls the threshold of non-affinity, as can be seen on Figure 10 which displays the engineering stress for $K \in \{5, 50, 500\}$ MPa and connectivity 20. On Figure 11, we have plotted the engineering stress for two connectivities and $K = 50$ MPa: the original network obtained from the parking lattice (connectivity around 20), and a modification of this network where edges have been randomly deleted to obtain a connectivity around 4. This illustrates the fact that the connectivity controls the threshold of non-affinity as well. To complete this study, we have plotted on Figure 12 the engineering stress for $K \in \{5, 50, 500\}$ MPa and a network with connectivity 4.

Let us conclude this discussion by looking more closely at this nonlinear effect. We turn to the two matrices A_1 and A_2 considered in Section 5. For $N_R = 59500$, $n_R = 10$, the parking lattice (with connectivity 20), and $K = 100$ MPa (that is of the order of 400 times the characteristic energy of the polymer chains), the first Piola stress tensors are denoted by $\tilde{\Pi}$ for the Treloar model, and by Π for the variational model. They are given by for A_1

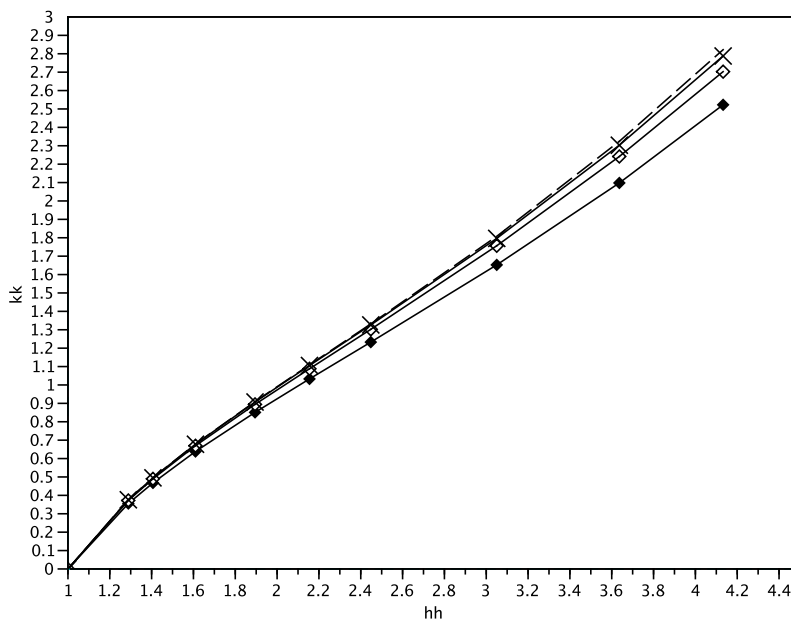


FIGURE 10. Uniaxial traction — affine assumption (dashed line), variational model for $K = 500, 50, 5$ MPa and connectivity 20 (from top to bottom)

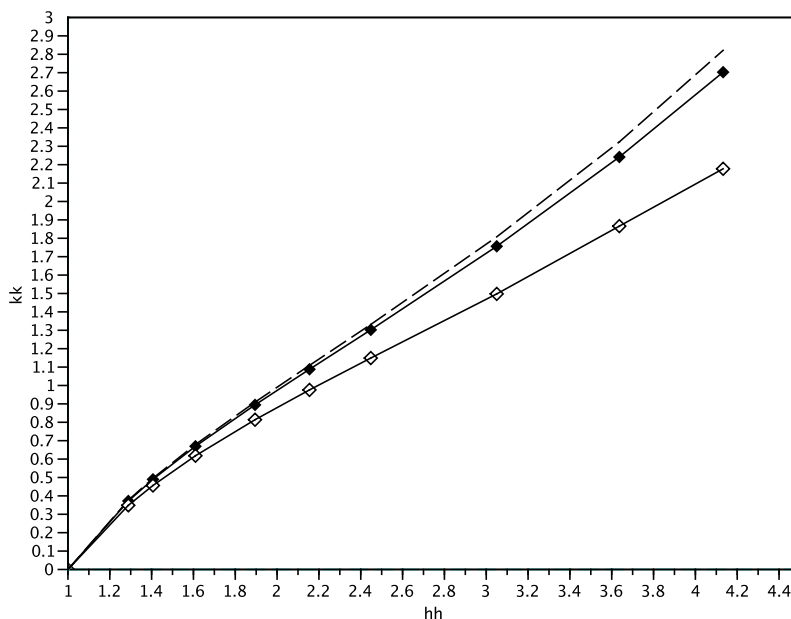


FIGURE 11. Uniaxial traction — affine assumption (dashed line), variational model for $K = 50$ MPa and connectivities 20 and 4 (from top to bottom)

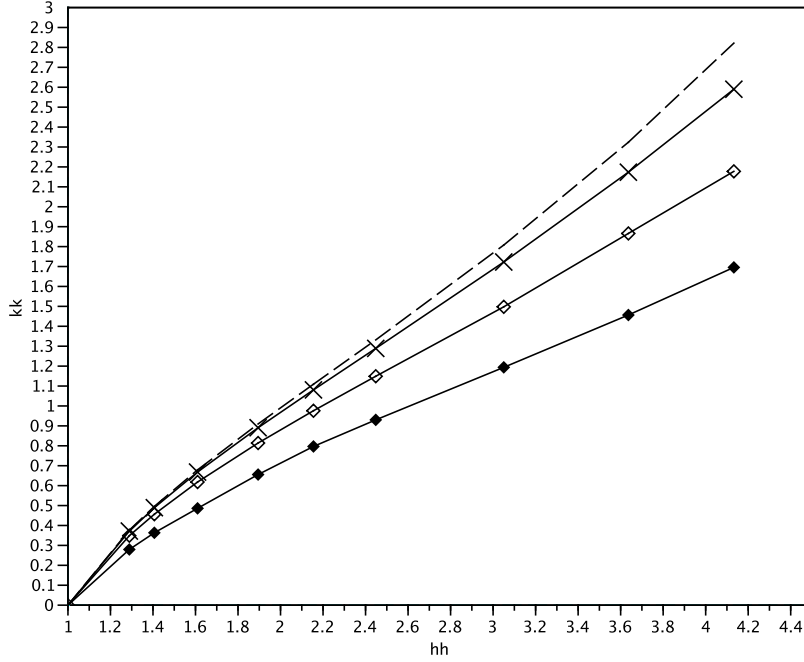


FIGURE 12. Uniaxial traction — affine assumption (dashed line), variational model for $K = 500, 50, 5$ MPa and connectivity 4 (from top to bottom)

by

$$\begin{aligned}\Pi_1(N_R, n_R) &= \text{diag}(0.430, 0.478, 0.313), \\ \tilde{\Pi}_1(N_R, n_R) &= \text{diag}(0.443, 0.484, 0.306),\end{aligned}$$

and for A_2 by

$$\begin{aligned}\Pi_2(N_R, n_R) &= \text{diag}(0.820, 1.19, \mathbf{0.324}), \\ \tilde{\Pi}_2(N_R, n_R) &= \text{diag}(0.824, 1.25, \mathbf{0.0681}).\end{aligned}$$

For A_1 , the difference on the diagonal terms is quite small, 0.7%, 1%, and 2%, respectively. This is completely negligible in comparison to the convergence error in N_R . Yet, for A_2 , the difference on the diagonal terms can be quite important and cannot be neglected: 0.4%, 5%, and 79%, respectively.

In this subsection we have put in evidence the interplay between non-affinity, the connectivity of the network, and the volumetric term in the energy. Physics should in principle guide us for the connectivity of the network and the volumetric term (recall Remark 2). Note that this interplay is beyond the scope of both the Treloar model (since this is a non-linear effect due to the non-affinity) and of the Arruda-Boyce model (since the network is reduced there to eight chains — there is no connectivity at all).

5.6. The Rivlin effect. In the experiment literature, models are usually compared using the so-called Mooney plot, which is sensitive to relative errors. This plot only makes sense when the identity is a stress-free configuration. For uniaxial experiments, whose deformation imposed at the boundary is typically given by the linear map

$$\xi = \text{diag}(\lambda, \lambda^{-1/2}, \lambda^{-1/2})$$

for $\lambda > 0$, the Mooney plot consists in dividing the engineering stress

$$S_{\text{uniaxial}} = \frac{\sigma_{11} - \sigma_{22}}{\lambda}$$

by the universal geometrical factor $2(\lambda - 1/\lambda^2)$, plotted against $1/\lambda$. In particular, a material exhibits the so-called Rivlin effect if the curve of the Mooney stress

$$\frac{1}{\lambda} \mapsto \frac{\sigma_{11}(\lambda) - \sigma_{22}(\lambda)}{2(\lambda^2 - 1/\lambda)}$$

is strictly concave around $\lambda = 1$. Rubber materials generically exhibit such a Rivlin effect, see for instance Figure 9 in [28].

It is therefore of interest to check whether this is the case as well for the discrete variational model for rubber studied in this article.

The physical parameters for these tests are as follows:

$$\bar{N} \in \{26.5, 250\}, \quad \mathcal{K} = \frac{|B(R)|}{N_R} \times \frac{26.5}{\bar{N}} \times 0.27 \text{ MPa}, \quad K \in \{5, 50, 500\} \text{ MPa},$$

and the connectivity is around 20 and 4. The numerical tests are performed using the natural state of W_V as the reference configuration, so that the identity has least energy. Numerical tests show that the concavity of this curve is driven by the average number of monomers \bar{N} per polymer chain, the incompressibility factor K , and the connectivity of the network. For small number of monomers ($\bar{N} = 26.5$), there is no Rivlin effect (even for small incompressibility factor $K = 5$ MPa and small connectivity around 4), see Figure 13. For large number of monomers ($\bar{N} = 250$), there is a Rivlin effect provided the incompressibility factor is small ($K = 5$ MPa) or provided the connectivity is small (around 4). A series of tests illustrate these tendencies:

- For $\bar{N} = 250$, and connectivity around 20, there is a Rivlin effect for $K = 5$ MPa, Figure 14 (and not for $K = 50$ MPa);
- For $\bar{N} = 250$, and connectivity around 4, there is a strong Rivlin effect for $K = 5$ MPa, a distinctive Rivlin effect for $K = 50$ MPa, and no Rivlin effect for $K = 500$ MPa, see Figures 15, 16, and 17.

This dependence upon \bar{N} is due to the form of the inverse Langevin function, which somehow forbids relaxation for small \bar{N} . Note that the Arruda-Boyce model never yields the Rivlin effect, as well as the Treloar model.

6. COMPARISON OF THE THREE MODELS

6.1. General relations for the energy. Although it is not clear a priori that the Arruda-Boyce model is related to the Treloar model, a close look at the defining formulas of both energy densities shows that the Arruda-Boyce model is an elementary relaxation of the Treloar model using convexity. In particular, both the variational and the Arruda-Boyce models are relaxations of the Treloar model: For all deformation gradients ξ ,

$$\left. \begin{array}{l} W_V(\xi) \\ W_{AB}(\xi) \end{array} \right\} \leq W_T(\xi). \quad (22)$$

The first inequality holds because the linear deformation is a test function for the minimization problem defining W_V . For the second inequality, we recall that for all N , $t \mapsto W_C^p(t, N)$

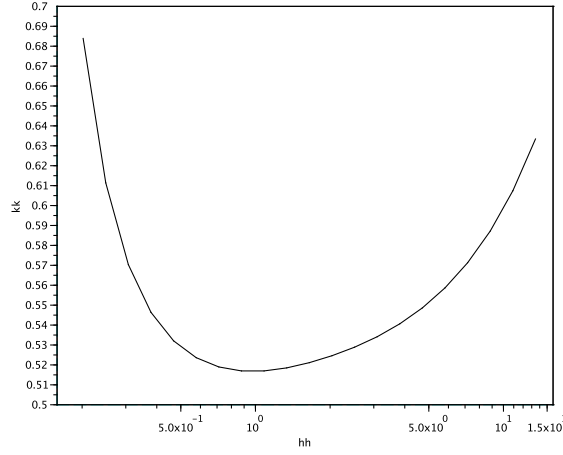


FIGURE 13. Mooney plot $1/\lambda \mapsto \frac{\sigma_{11}-\sigma_{22}}{2(\lambda^2-1/\lambda)}$ for $\bar{N} = 26.5$, $K = 5$ MPa and connectivity 20 (logarithmic scale). The curve is convex, indicating that there is no Rivlin effect (range $[10^{-1}, 15] \times [0.5, 0.7]$).

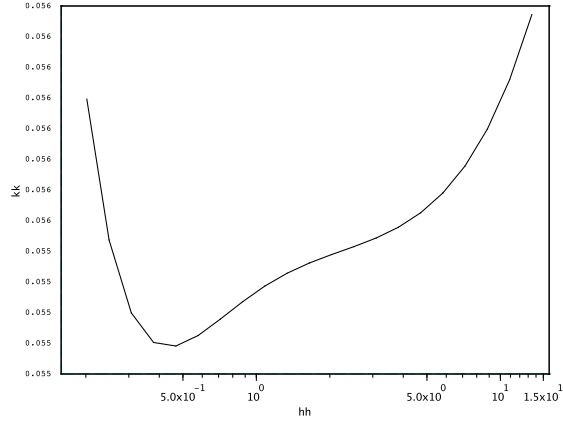


FIGURE 14. Mooney plot $1/\lambda \mapsto \frac{\sigma_{11}-\sigma_{22}}{2(\lambda^2-1/\lambda)}$ for $\bar{N} = 250$, $K = 5$ MPa and connectivity 20 (logarithmic scale). The curve is locally concave, indicating that there is a distinct Rivlin effect (range $[10^{-1}, 15] \times [0.055, 0.056]$).

is convex on \mathbb{R}^+ so that Jensen's inequality yields:

$$\begin{aligned}
\tilde{W}_T^p(\xi) &= \frac{1}{4\pi} \int_0^\pi \int_0^{2\pi} W_c^p(\lambda_1^2 \cos^2 \phi + \lambda_2^2 \sin^2 \phi \cos^2 \theta + \lambda_3^2 \sin^2 \phi \sin^2 \theta) \sin \phi d\theta d\phi \\
&= \frac{1}{4\pi} \int_{-1}^1 \int_0^{2\pi} W_c^p(\lambda_1^2 s^2 + \lambda_2^2 (1-s^2) \cos^2 \theta + \lambda_3^2 (1-s^2) \sin^2 \theta) d\theta ds \\
&\geq W_c^p \left(\frac{1}{4\pi} \int_{-1}^1 \int_0^{2\pi} (\lambda_1^2 s^2 + \lambda_2^2 (1-s^2) \cos^2 \theta + \lambda_3^2 (1-s^2) \sin^2 \theta) d\theta ds \right) \\
&= W_c^p \left(\frac{\lambda_1^2 + \lambda_2^2 + \lambda_3^2}{3} \right) \\
&= \tilde{W}_{AB}^p(\xi),
\end{aligned}$$

where W_c^p is such that for N fixed, $W_c^p(r^2/(Nl^2)) = \tilde{W}_c(r, N)$ for all $r \geq 0$.

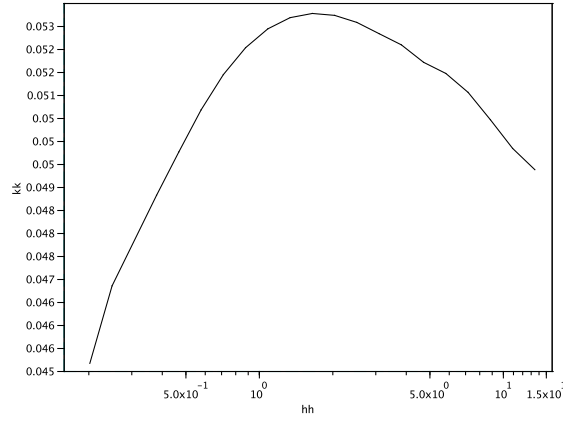


FIGURE 15. Mooney plot $1/\lambda \mapsto \frac{\sigma_{11} - \sigma_{22}}{2(\lambda^2 - 1/\lambda)}$ for $\bar{N} = 250$, $K = 5$ MPa and connectivity 4 (logarithmic scale). The curve is concave, and there is a strong Rivlin effect (range $[10^{-1}, 15] \times [0.045, 0.053]$).

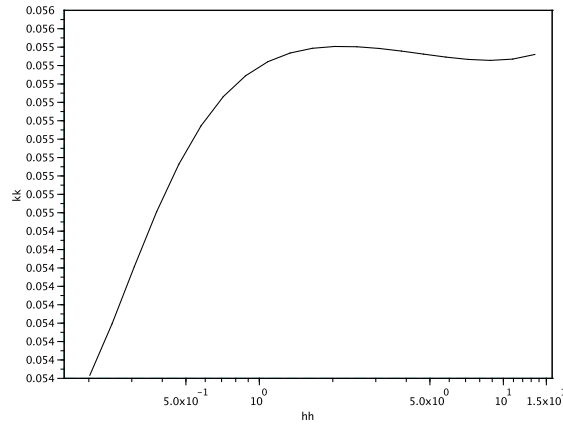


FIGURE 16. Mooney plot $1/\lambda \mapsto \frac{\sigma_{11} - \sigma_{22}}{2(\lambda^2 - 1/\lambda)}$ for $\bar{N} = 250$, $K = 50$ MPa and connectivity 4 (logarithmic scale). The curve is locally concave, and there is a distinct Rivlin effect (range $[10^{-1}, 15] \times [0.054, 0.056]$).

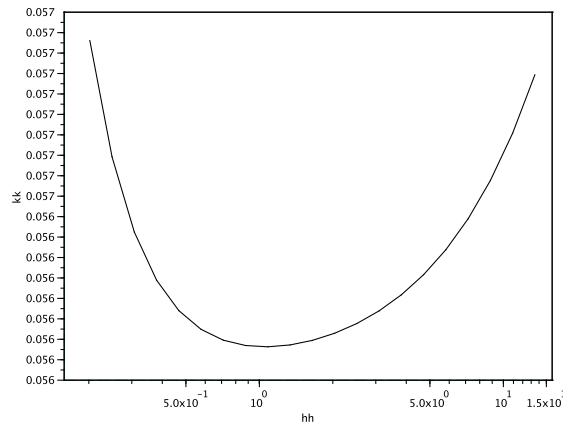


FIGURE 17. Mooney plot $1/\lambda \mapsto \frac{\sigma_{11} - \sigma_{22}}{2(\lambda^2 - 1/\lambda)}$ for $\bar{N} = 250$, $K = 500$ MPa and connectivity 4 (logarithmic scale). The curve is convex, and there is no Rivlin effect (range $[10^{-1}, 15] \times [0.056, 0.057]$).

Although these general relations only hold for the energy density, this suggests that the Arruda-Boyce and variational models are softer than the Treloar model. We thus expect principal stresses to be higher for the Treloar model. This is actually what we observe in the following subsection.

6.2. Comparison to Treloar's experiments. In this subsection we compare the three models to Treloar's experiments. The plots 18, 19, and 20 display the engineering stresses (or nominal stresses) associated with the mechanical experiments in uniaxial traction, biaxial traction, and in planar tension, respectively. The plots of the Treloar and Arruda-Boyce models are not new, but the plot of the variational model is. The numerical tests are performed using the natural state of W_V as the reference configuration, so that the identity has least energy. Let us quickly recall the definitions of the engineering stress for these three types of sollicitation. Uniaxial traction corresponds to a deformation gradient ξ of the form

$$\xi = \text{diag}(\lambda, \lambda^{-1/2}, \lambda^{-1/2})$$

for some $\lambda \geq 1$. The quantity $\lambda - 1$ is called the engineering strain. The associated Cauchy stress tensor σ is diagonal, and the associated engineering stress is given by

$$\lambda - 1 \mapsto S_{\text{uniaxial}} = \frac{\sigma_{11} - \sigma_{22}}{\lambda}.$$

For biaxial traction the deformation gradient ξ is of the form

$$\xi = \text{diag}(\lambda^{-2}, \lambda, \lambda)$$

for some $\lambda \geq 1$. The quantity $\lambda^{-2} - 1$ is called the engineering strain. The associated Cauchy stress tensor σ is diagonal, and the associated engineering stress is given by

$$\lambda^{-2} - 1 \mapsto S_{\text{biaxial}} = \frac{\sigma_{11} - \sigma_{22}}{\lambda^{-2}}.$$

Finally, the planar tension experiment corresponds to a deformation gradient ξ of the form

$$\xi = \text{diag}(1, \lambda, \lambda^{-1})$$

for some $\lambda \geq 1$. The quantity $\lambda - 1$ is called the engineering strain. The associated Cauchy stress tensor σ is diagonal, and the associated engineering stress is given by

$$\lambda - 1 \mapsto S_{\text{planar}} = \frac{\sigma_{22} - \sigma_{11}}{\lambda}.$$

For the Arruda-Boyce model, we have used standard coefficients to fit Treloar's data, namely $N = 26.5$ and $\frac{\alpha}{\beta} = 0.27$ MPa. For the numerical simulation of the variational model, the stochastic network has been generated by the random parking lattice. We have not tried to optimize the parameters further, and have taken

$$\bar{N} = 26.5, \quad \mathcal{K} = \frac{|B(R)|}{N_R} \times 0.27 \text{ MPa}, \quad K = 5 \text{ MPa}.$$

Note that the choice $K = 5$ MPa is not physical, and this should be optimized together with the network, see Remark 2.

6.3. Comparison of the Cauchy stress tensors for general deformations. Although the comparison to Treloar's experiments seem to reveal that the Arruda-Boyce and the variational models are very close to each other, a closer look at the results shows there are significant differences. In particular, we have only compared the engineering stress, and not the full Cauchy stress tensor (which is unavailable in Treloar's experiments). Let us go back to the case of uniaxial extension, with the parameters

$$\bar{N} = 26.5, \quad \mathcal{K} = \frac{|B(R)|}{N_R} \times 0.27 \text{ MPa}, \quad K = 5 \text{ MPa}.$$

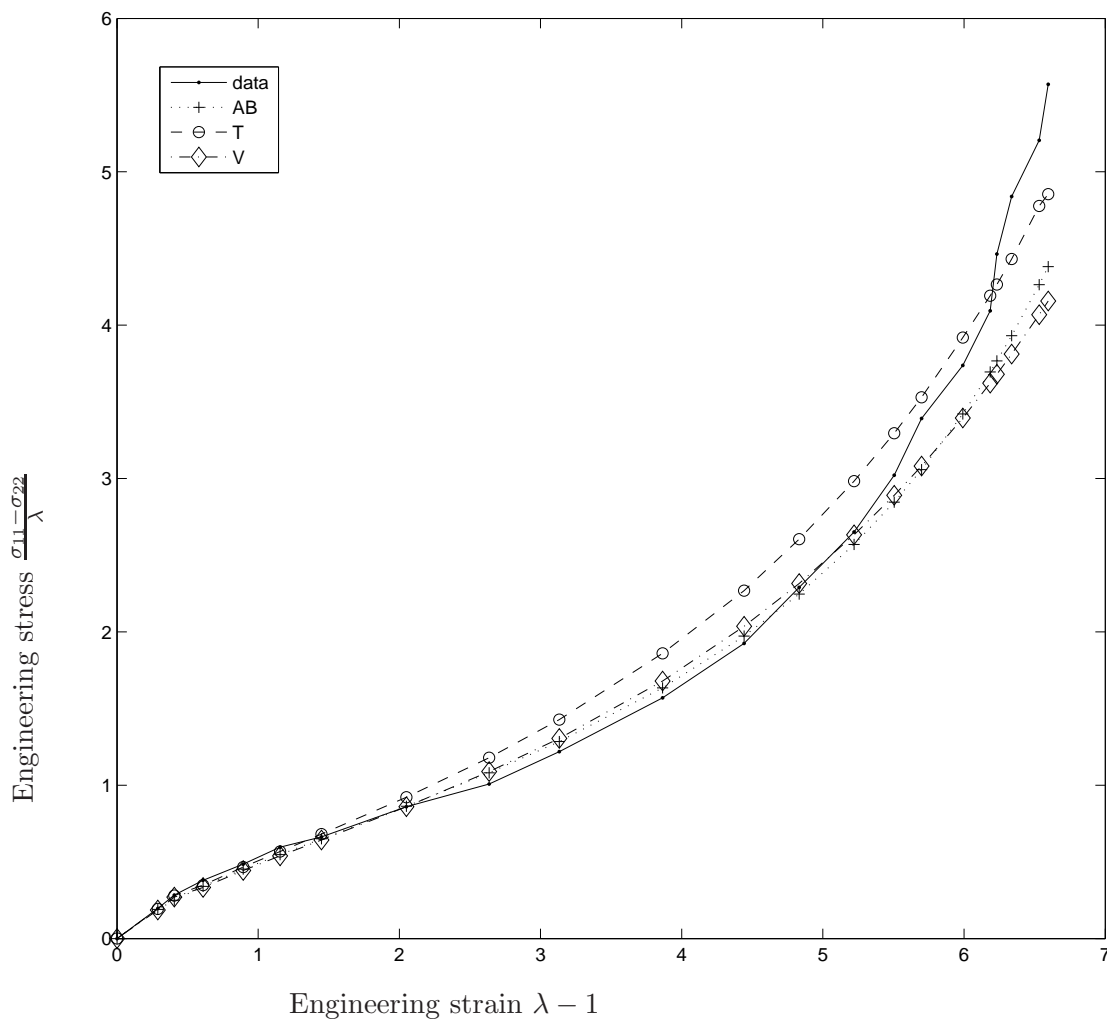


FIGURE 18. Uniaxial traction — Treloar's experiments

For moderate deformation, the three models yield similar engineering stress. The same conclusion holds for the Cauchy stress tensor. We first consider the following strain gradient

$$A = \text{diag}(1.8945, 0.7265286, 0.7265286),$$

the three Cauchy stress tensors are given by:

$$\Sigma_T = \text{diag}(1.03, 0.147, 0.147),$$

$$\Sigma_V = \text{diag}(1.00, 0.154, 0.154),$$

$$\Sigma_{AB} = \text{diag}(1.01, 0.148, 0.148).$$

As can already be seen, the counterpart to decrease the uniaxial stress is to increase the transversal stresses. This tendency seems to be more pronounced for the variational model. This is even clearer in larger deformation. For the strain gradient

$$A = \text{diag}(6.5052, 0.3920755, 0.3920755)$$

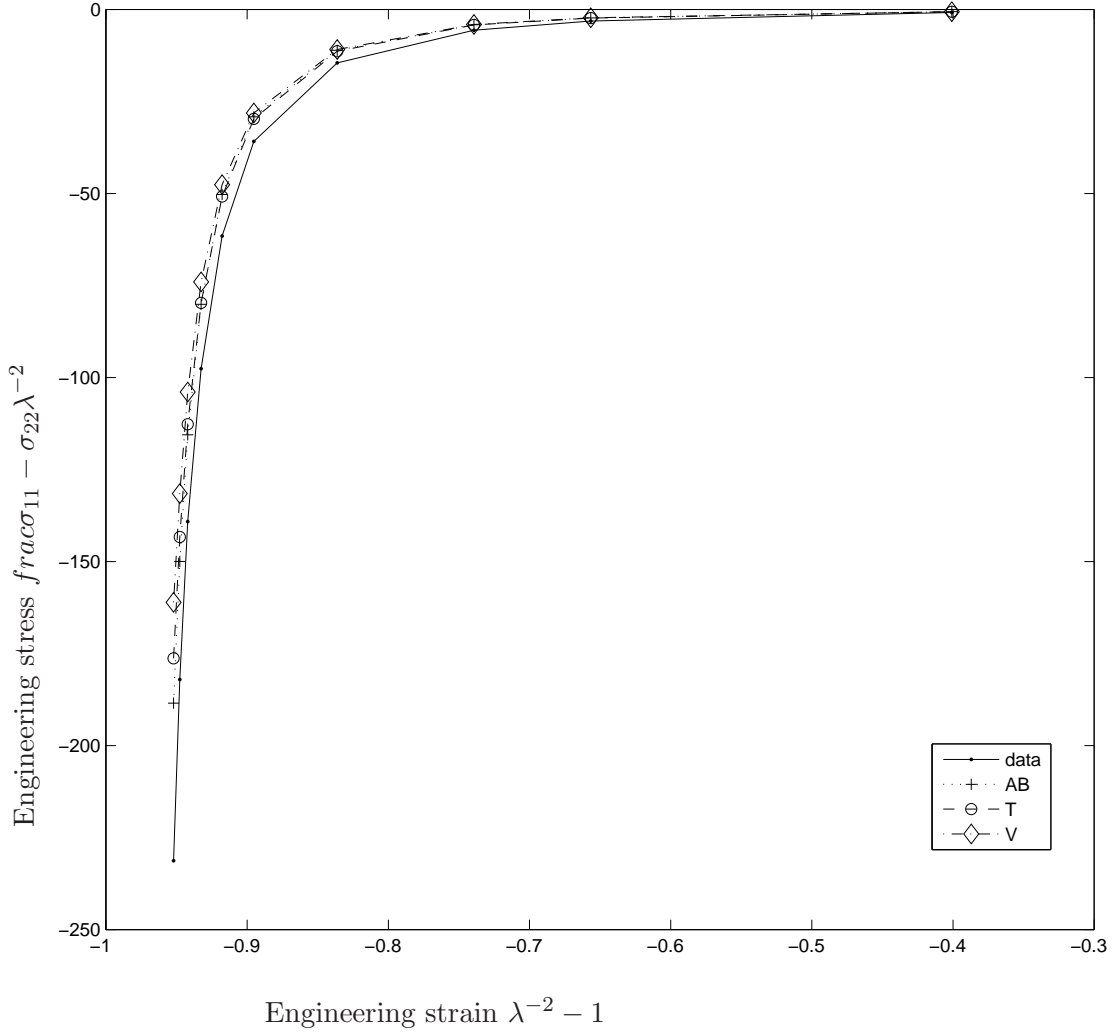


FIGURE 19. Biaxial tension — Treloar's experiments

the three Cauchy stress tensors are given by:

$$\begin{aligned}\Sigma_{\text{T}} &= \text{diag}(21.5, 0.0523, 0.0525), \\ \Sigma_{\text{V}} &= \text{diag}(18.9, 0.146, 0.146), \\ \Sigma_{\text{AB}} &= \text{diag}(18.6, 0.0675, 0.0675).\end{aligned}$$

In order to decrease the uniaxial stress the variational model increases a lot the normal stresses, whereas the Arruda-Boyce model is much less sensitive to this effect.

Using the two matrices A_1 , and A_2 , we have for the three Cauchy stress tensors:

$$\begin{aligned}\Sigma_{\text{T}}^1 &= \text{diag}(0.48, 0.58, 0.23) & \Sigma_{\text{T}}^2 &= \text{diag}(1.6, 3.8, 0.011) \\ \Sigma_{\text{V}}^1 &= \text{diag}(0.48, 0.57, 0.24) & \Sigma_{\text{V}}^2 &= \text{diag}(1.6, 3.6, 0.054) \\ \Sigma_{\text{AB}}^1 &= \text{diag}(0.33, 0.40, 0.16) & \Sigma_{\text{AB}}^2 &= \text{diag}(1.2, 2.7, 0.0084).\end{aligned}$$

In these cases, the Cauchy stress tensors are very different, and the Arruda-Boyce model relaxes much more the stress.

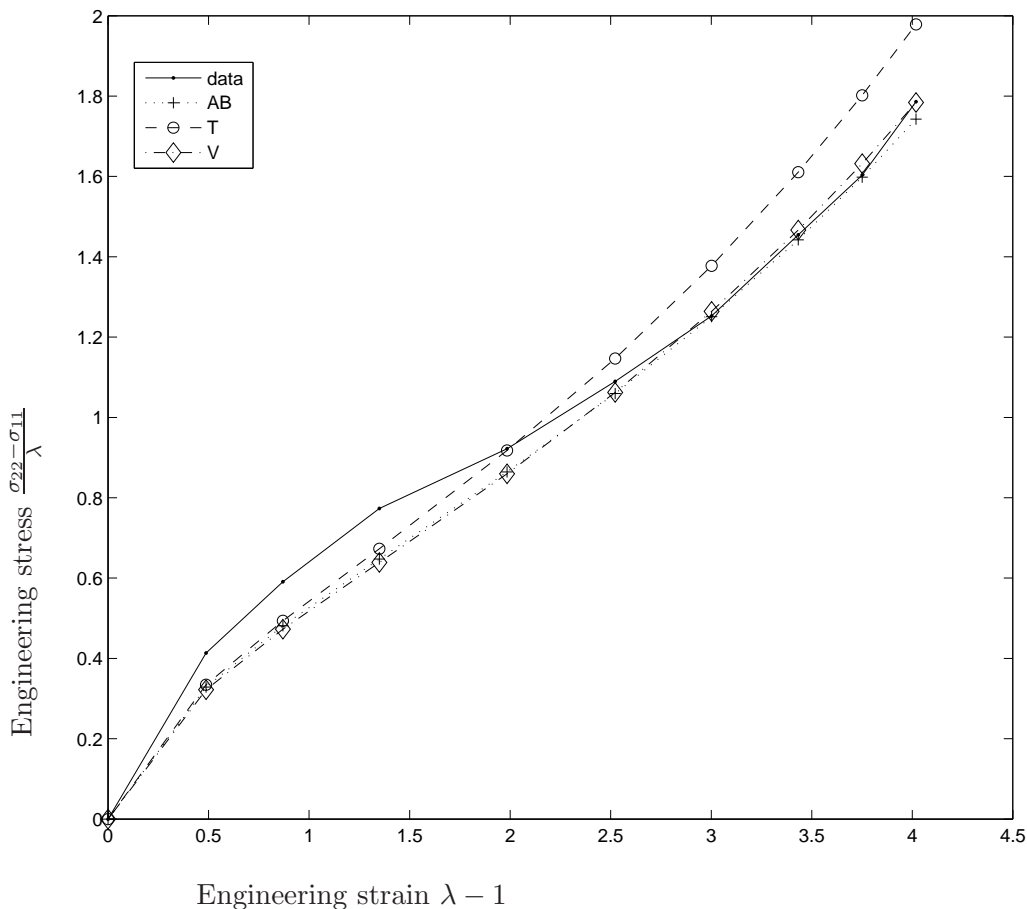


FIGURE 20. Planar tension—Treloar's experiments

Note that the conclusions strongly depend on the strength K of the volumetric energy density and on the connectivity of the network regarding the variational model.

7. PERSPECTIVES

In this article we have compared three discrete models for rubber: the Treloar model, the Arruda-Boyce model, and a variational model based on the statistical physics of reticulated polymer chains. In particular we have seen that both the Arruda-Boyce and the variational models are relaxations of the Treloar model. The three models yield nice mathematical and mechanical properties, and compare rather well to Treloar's experiments. The comparison of the variational model to Treloar's experiments is indeed promising, although the choice of the volumetric stiffness K to obtain these results is not physical. There is definitely room for improvement of the model using more physical input (essentially more information on the polymer chain network), and taking inspiration from more advanced models such as the non-affine microsphere model, the maximal advance path constraint model, the non-affine tube model, or the constraint junction models. The following program should be addressed to go further:

- generate more realistic networks in terms of connectivity and molecular mass (we expect a better relaxation at moderate strain and still an increase of the stiffness at large strain);

- find explicit formulas for the constitutive law W_V by solving an inverse problem in order to turn the model into an attractive alternative to the engineering community;
- compare the simulations to physical experiments at the scale of the polymer-chain network (this would challenge the validity of the discrete model itself).

These three issues will be addressed in future works.

ACKNOWLEDGMENTS

We gratefully acknowledge the help of Eric Saltel and Paul-Louis Georges from the project-team GAMMA of INRIA for providing us with a customized Delaunay tessellation software, and the stimulating discussions on the subject with François Lequeux and Michael Rubinstein. We also thank the anonymous referees for their very insightful comments and suggestions on the manuscript. The research of the authors was supported by INRIA, under the grant “Action de Recherche Collaborative” DISCO.

REFERENCES

- [1] R. Alicandro, M. Cicalese, and A. Gloria. Mathematical derivation of a rubber-like stored energy functional. *C. R. Acad. Sci. Paris, Série I*, 345(8):479–482, 2007.
- [2] R. Alicandro, M. Cicalese, and A. Gloria. Convergence analysis of the Bøl-Reese discrete model for rubber. In *Proceedings of the 11th International Symposium on Continuum Models and Discrete Systems*, 2008.
- [3] R. Alicandro, M. Cicalese, and A. Gloria. Integral representation results for energies defined on stochastic lattices and application to nonlinear elasticity. *Arch. Ration. Mech. Anal.*, 200(3):881–943, 2011.
- [4] E.M. Arruda and M.C. Boyce. A three-dimensional constitutive model for the large stretch behavior of rubber elastic materials. *Journal of the Mechanics and Physics of Solids*, 41:389–412, 1993.
- [5] E.M. Arruda and M.C. Boyce. Constitutive models of rubber elasticity : a review. *Rubber Chemistry and Technology*, 72:504–523, 2000.
- [6] J.M. Ball. Convexity conditions and existence theorems in nonlinear elasticity. *Arch. Rat. Mech. Anal.*, 63:337–403, 1977.
- [7] M. Bøl and S. Reese. Finite element modelling of rubber-like materials - a comparison between simulation and experiment. *Journal of Materials Sc.*, 40:5933–5939, 2005.
- [8] M. Bøl and S. Reese. Finite element modelling of rubber-like polymers based on chain statistics. *Int. J. Sol. Struc.*, 43:2–26, 2006.
- [9] P.G. Ciarlet. *Mathematical elasticity. Volume I: three-dimensional elasticity*, volume 20 of *Studies in Mathematics and its Applications*. North-Holland Publishing Co., Amsterdam, 1988.
- [10] B. N. Delone, N. P. Dolbilin, M. I. Štogrin, and R. V. Galiulin. A local test for the regularity of a system of points. *Dokl. Akad. Nauk SSSR*, 227(1):19–21, 1976.
- [11] P.J. Flory. *Statistical mechanics of chain molecules*. Interscience Publishers, New York, 1969.
- [12] P.J. Flory. Network topology and the theory of rubber elasticity. *Br. Polym. J.*, 17(2):96–102, 1985.
- [13] G. Geymonat, S. Müller, and N. Triantafyllidis. Homogenization of nonlinearly elastic materials, microscopic bifurcation and macroscopic loss of rank-one convexity. *Arch. Rat. Mech. Anal.*, 122:231–290, 1993.
- [14] A. Gloria. Strong ellipticity of nonlinear elastic materials and homogenization of periodic and stochastic discrete systems. In preparation.
- [15] A. Gloria. A direct approach to numerical homogenization in finite elasticity. *Netw. Heterog. Media.*, 1:109–141, 2006.
- [16] A. Gloria. Numerical approximation of effective coefficients in stochastic homogenization of discrete elliptic equations. *M2AN Math. Model. Numer. Anal.*, 46(1):1–38, 2012.
- [17] A. Gloria, P. Le Tallec, F. Lequeux, and M. Vidrascu. In preparation.
- [18] A. Gloria and F. Otto. An optimal variance estimate in stochastic homogenization of discrete elliptic equations. *Ann. Probab.*, 39(3):779–856, 2011.
- [19] A. Gloria and F. Otto. An optimal error estimate in stochastic homogenization of discrete elliptic equations. *Ann. Appl. Probab.*, 22(1):1–28, 2012.
- [20] A. Gloria and M.D. Penrose. Random parking, Euclidean functionals, and rubber elasticity. 2012. Preprint, <http://hal.archives-ouvertes.fr/hal-00675037>.
- [21] G. Heinrich and M. Kaliske. Theoretical and numerical formulation of a molecular based constitutive tube-model of rubber elasticity. *Comput. Theor. Polym. Sci.*, 7(3-4):227–241, 1997.

- [22] W. Kuhn and F. Grün. Beziehung zwischen elastische Konstanten und Dehnungsdoppelberechnung Eigenschaften hochpolymerer Stoffe. *Kolloid-Zeitschrift*, 101:248–271, 1942.
- [23] P. Le Tallec. Numerical methods for nonlinear three-dimensional elasticity. In *Handbook of numerical analysis, Vol. III*, pages 465–622. North-Holland, 1994.
- [24] P. Le Tallec. *Mécanique des Milieux Continus*. Editions de l'École polytechnique, 2006.
- [25] C. Miehe, S. Göktepe, and F. Lulei. A micro-macro approach to rubber-like materials - Part I: the non-affine micro-sphere model of rubber elasticity. *J. Mech. Phys. Solids*, 52:2617–2660, 2004.
- [26] V.J. Mizel. On the ubiquity of fracture in nonlinear elasticity. *J. Elasticity*, 52:257–266, 1999.
- [27] M.D. Penrose. Random parking, sequential adsorption, and the jamming limit. *Commun. Math. Phys.*, 218:153–176, 2001.
- [28] M. Rubinstein and S. Panyukov. Elasticity of polymer networks. *Macromolecules*, 35:6670–6686, 2002.
- [29] D. Ruelle. *Statistical mechanics. Rigorous results*. World Scientific Publishing Co., Inc., River Edge, NJ; Imperial College Press, London, 1999. Reprint of the 1989 edition.
- [30] M. Tkachuk and C. Linder. The maximal advance path constraint for the homogenization of materials with random network microstructure. *Philos. Mag.*, 2012.
- [31] L.R.G Treloar. *The Physics of Rubber Elasticity*. Oxford at the Clarendon Press, Oxford, 1949.
- [32] M. Vidrascu. Solution of non-linear elasticity problems using the *continuu* software. *Inria Report Research* (<http://www.inria.fr/rrrt/rr-4128.html>), 2001.

(Antoine Gloria) DÉPARTEMENT DE MATHÉMATIQUE, UNIVERSITÉ LIBRE DE BRUXELLES, BRUSSELS, BELGIUM, AND, PROJECT-TEAM SIMPAF, INRIA LILLE - NORD EUROPE, VILLENEUVE D'ASCQ, FRANCE
E-mail address: `agloria@ulb.ac.be`

(Patrick Le Tallec) LMS, ÉCOLE POLYTECHNIQUE, PALAISEAU, FRANCE
E-mail address: `patrick.letallec@polytechnique.edu`

(Marina Vidrascu) PROJECT-TEAM REO, INRIA PARIS - ROCQUENCOURT, LE CHESNAY, FRANCE
E-mail address: `marina.vidrascu@inria.fr`