



APSIS: a Titan's atmosphere simulation experiment using a continuous-spectrum UV synchrotron beamline

Zhe Peng, Thomas Gautier, Nathalie Carrasco, A. Giuliani, Guy Cernogora, Jean-Jacques Correia, Cyril Szopa, P. Pernot, A. Buch, Y. Benilan

► To cite this version:

Zhe Peng, Thomas Gautier, Nathalie Carrasco, A. Giuliani, Guy Cernogora, et al.. APSIS: a Titan's atmosphere simulation experiment using a continuous-spectrum UV synchrotron beamline. EPSC-DPS Joint Meeting 2011, Oct 2011, Nantes, France. 6, pp.EPSC-DPS2011-775. hal-00669756

HAL Id: hal-00669756

<https://hal.science/hal-00669756>

Submitted on 9 Jun 2024

HAL is a multi-disciplinary open access archive for the deposit and dissemination of scientific research documents, whether they are published or not. The documents may come from teaching and research institutions in France or abroad, or from public or private research centers.

L'archive ouverte pluridisciplinaire **HAL**, est destinée au dépôt et à la diffusion de documents scientifiques de niveau recherche, publiés ou non, émanant des établissements d'enseignement et de recherche français ou étrangers, des laboratoires publics ou privés.

APSIS: a Titan's atmosphere simulation experiment using a continuous-spectrum UV synchrotron beamline

Z. Peng (1), T. Gautier (2), N. Carrasco (2), A. Giuliani (3), G. Cernogora (2), J.-J. Correia (2), A. Mahjoub (2), C. Szopa (2), P. Pernot (1), A. Buch (4) and Y. Bénilan (5)

(1) Laboratoire de Chimie Physique, UMR 8000, CNRS, Université Paris-Sud 11, F-91405 Orsay; (2) Laboratoire Atmosphères, Milieux, Observations Spatiales, UMR 8190, CNRS, Université de Versailles Saint-Quentin/Université Pierre et Marie Curie, F-78280 Guyancourt; (3) Synchrotron SOLEIL, L'Orme des Merisiers, Saint-Aubin - BP 48, F-91192 Gif-sur-Yvette; (4) Laboratoire Génie des Procédés et Matériaux, École Centrale Paris, F-92295 Châtenay-Malabry; (5) Laboratoire Interuniversitaire des Systèmes Atmosphériques, UMR 7583, CNRS, Universités Paris VII & Paris XII, F-94010 Créteil (nathalie.carrasco@latmos.ipsl.fr)

Abstract

A new reactor has been designed for experimental simulation of Titan's atmospheric photochemistry and installed at SOLEIL Synchrotron Radiation Facility whose DISCO continuous-spectrum UV beamline is used as the energy source. The products of the photochemistry are detected *in situ* by mass spectrometry and *ex situ* by the GC-MS analysis of a cryogenic trap experiment. The formation of C_2H_2 , HCN, C_2H_4 , C_2H_6 , CH_3CN and C_2N_2 is observed and confronted with results of other Titan's photochemical simulation experiments.

1. Introduction

Titan, the biggest moon of Saturn, is of great astrobiological interest, particularly due to its upper atmosphere (ionosphere), mainly composed of nitrogen ($\approx 98\%$) and methane ($\approx 2\%$), where a complex chemistry is initiated by the solar EUV-VUV irradiation. This leads to the formation of a lot of organic species, including N-bearing ones. However, despite the observations by the Cassini Orbiter [1], the formation mechanism of these species is still poorly understood. This motivates a variety of studies, such as photochemical modeling [2], kinetics of specific reactions of interest for Titan, and experimental simulations [3, 4]. The last kind of studies is usually realized in a gas-phase reactor with an energy source initiating the global chemistry, such as RF plasma in the PAMPRE reactor, where energy is deposited through electrons [3], or monochromatic synchrotron radiation in the study of Imanaka and Smith [4]. However, electronic impact is never equivalent to photolysis in terms of cross-section and branching ratios and monochromaticity contra-

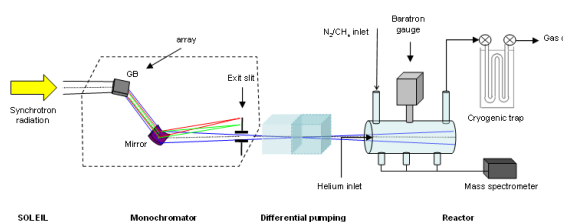


Figure 1: Schematic diagram of APSIS experiment.

dicts the continuous solar spectrum. In this study, we present a new reactor APSIS - Atmospheric Photochemistry Simulated by Synchrotron - installed on the DISCO beamline in SOLEIL Synchrotron Radiation Facility, using its full-spectrum EUV-VUV photons (60 - 350 nm). The results of different experiments simulating Titan's atmospheric photochemistry is also compared.

2. Experimental

The DISCO beamline provides a radiation flux not significantly dependent on the wavelength. A gas mixture of $N_2 / CH_4 = 90 / 10$ is flowed into the stainless steel reactor. In order to avoid pumping the mixture toward the beamline, we add helium as a carrier gas (transparent in the wavelength range of DISCO beamline) from the beamline into the reactor (Fig. 1). The experiments are conducted under the total internal pressure of 4 - 7 mbar, including a reactants' partial pressure of ≈ 1 mbar, but always at room temperature. The products are analyzed in two ways: *in situ* detected by a quadrupole mass spectrometer and condensed in a cryogenic trap between the exit of the reactor and the pump and then *ex situ* analyzed by GC-MS (Fig. 1).

3. Results and discussions

It appears in the mass spectrum of the APSIS experiment's stationary state that the product formation seems less efficient than in Imanaka and Smith's reactor. Only the ion signals at m/z of 25, 26, 27, 38, 39, 40, 41 and 52 increase (Fig. 2), whereas Imanaka and Smith observed a nearly continuous mass spectrum in the 35 - 100 m/z range [4]. The obvious difference could be roughly explained by the energy/matter ratio. In Imanaka and Smith's experiment, the radiation intensity is about 100 times greater than in APSIS, and the reactant mixture is much more rarefied (pressure of several hundredth mbar). Consequently, larger amount of highly reactive species (radicals and ions) are produced per unit of matter, hence larger amount of heavier species are likely to form.

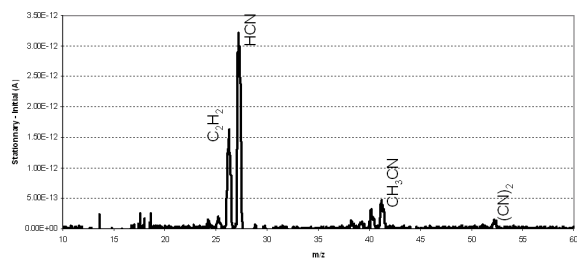


Figure 2: Intensity increase (product formation) of the final mass spectrum in comparison to the initial one.

On the other hand, too many products may scramble the MS analysis. Typically, in the mass spectra of [4], the authors could not identify the products' chemical formula but only their carbon atom number. Furthermore, the peaks corresponding to the N-bearing products are completely hidden in the packets. This is avoided in the APSIS experiment, where the product formation is less efficient: only the most efficiently formed products are highlighted. The attribution of the peaks in the differential mass spectrum can be easily and clearly done: the peaks at m/z of 25 and 26 to C_2H_2 , 27 to HCN, 38, 39, 40 and 41 to CH_3CN and 52 to $(CN)_2$. Moreover, the *ex situ* GC-MS analysis confirms the formation of C_2 species and N-bearing species (Fig. 3), giving prominence to the nitrile chemistry in Titan's upper atmosphere, in agreement with [3]. The chromatogram also shows peaks corresponding to C_3 hydrocarbons, but this possible production has to be further confirmed.

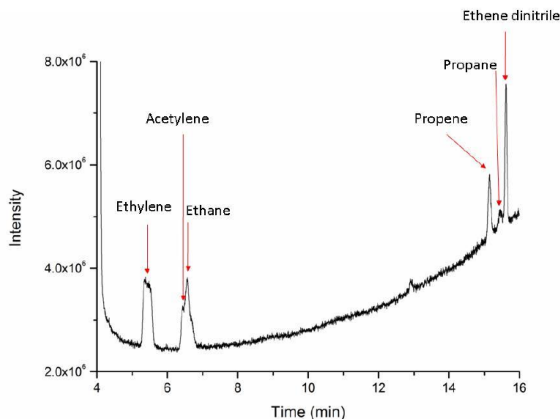


Figure 3: Chromatogram obtained by direct GC-MS analysis of a cryogenic trap experiment. Separation was performed on a QPlot column (30m x 0.25mm x 0.10 μ m) in splitless mode with an helium flow of 1.0 mL/min.

4. Conclusion

A Titan's atmospheric photochemistry simulation experiment using a continuous-spectrum EUV-VUV photons is conducted for the first time to our knowledge, through a photoreactor (APSYS) under the irradiation of a synchrotron beamline. Though less efficient than in Imanaka and Smith's reactor [4], the formation of the organic species, C_2H_2 , HCN, C_2H_4 , C_2H_6 , CH_3CN and $(CN)_2$ in APSIS is neatly confirmed by *in situ* mass spectrometry and *ex situ* gas-phase chromatography. This validates the approach of the experiment and the importance of nitrile chemistry. Further experiments based on the APSIS setup should be pursued, *e.g.* study of the effect of different wavelength ranges of the UV source and photolysis experiment of pure methane.

References

- [1] J.H. Waite Jr., D.T. Young, T.E. Cravens, A.J. Coates, F.J. Crary, B. Magee, and J. Westlake. *Science*, 316:870-875, 2007.
- [2] V.A. Krasnopolsky. *Icarus*, 201:226-256, 2009.
- [3] T. Gautier, N. Carrasco, A. Buch, C. Szopa, E. Sciamma-O'Brien, and G. Cernogora. *Icarus*, 213: 625-635, 2011.
- [4] H. Imanaka and M.A. Smith. *Geophys. Res. Lett.*, 34:L02204, 2007.