



**HAL**  
open science

## High resolution mass spectrometry for Titan's aerosol analysis

Nathalie Carrasco, P. Pernot, Cyril Szopa, R. Thissen, P. Puget, B. Arezki, Christelle Briois, A. Boukrara, L. Thirkell, H. Cottin, et al.

► **To cite this version:**

Nathalie Carrasco, P. Pernot, Cyril Szopa, R. Thissen, P. Puget, et al.. High resolution mass spectrometry for Titan's aerosol analysis. European Planetary Science Congress 2010, Sep 2010, Rome, Italy. hal-00665792

**HAL Id: hal-00665792**

**<https://hal.science/hal-00665792>**

Submitted on 31 Jan 2022

**HAL** is a multi-disciplinary open access archive for the deposit and dissemination of scientific research documents, whether they are published or not. The documents may come from teaching and research institutions in France or abroad, or from public or private research centers.

L'archive ouverte pluridisciplinaire **HAL**, est destinée au dépôt et à la diffusion de documents scientifiques de niveau recherche, publiés ou non, émanant des établissements d'enseignement et de recherche français ou étrangers, des laboratoires publics ou privés.



Distributed under a Creative Commons Attribution 4.0 International License

## High resolution mass spectrometry for Titan's aerosol analysis

N. Carrasco (1), C. Szopa (1), A. Bouabdellah (1), P. Pernot (2), R. Thissen (3), P. Puget (3), B. Arezki (3), C. Briois (4), A. Boukrara (4), L. Thirkell (4), H. Cottin (5), N. Grand (5), and A. Makarov (6)  
(1) LATMOS, Guyancourt, France, (2) LCP, Orsay, France, (3) LAOG, Grenoble, France, (4) LPC2E, Orléans, France, (5) LISA, Créteil, France, (6) Thermo Fisher Scientific, Bremen, Germany  
(nathalie.carrasco@latmos.ipsl.fr)

### Abstract

We present recent high resolution mass spectrometry analysis performed in laboratory on Titan's aerosols analogs (tholins) by orbitrap measurements. New representative diagrams are developed for this nitrogen-rich organic matter based on modified Van Krevelen-type diagrams. The high resolution provided by the orbitrap technology reveals the polymeric structure of Titan's tholin and provides new horizons for future missions towards Titan's atmosphere.

### 1. Complexity of the organic composition of Titan's aerosols: orbitrap analyses of Titan's lab analogs

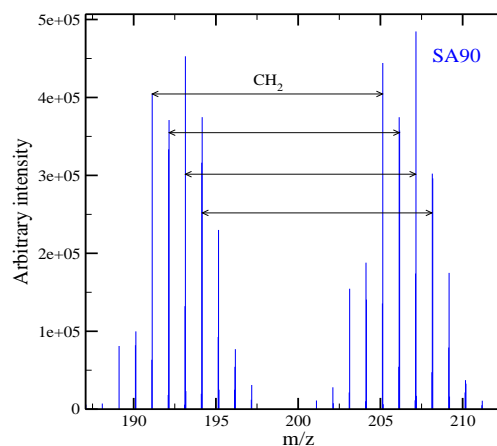
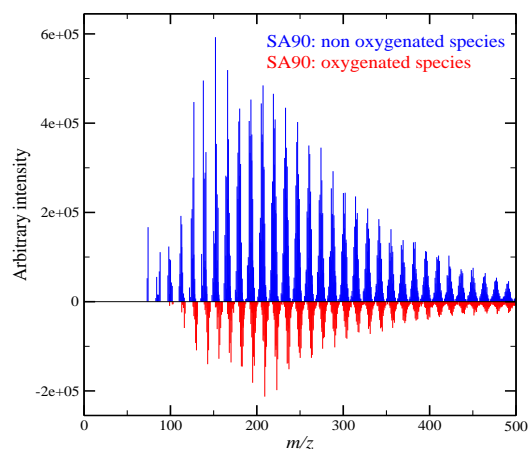


Figure 1: (upper panel) ESI/orbitrap mass spectrum of tholin sample. Oxygenated/<sup>13</sup>C species are shown with negative intensities; (lower panel) detail of the same mass spectrum for m/z 185-215.

Tholins are produced by the radio-frequency plasma setup PAMPRE, in suspension in a gaseous nitrogen-methane mixture [1]. The polymeric composition of Titan's tholins is elucidated using high-resolution mass spectrometry with a hybrid linear trap/orbitrap mass-spectrometer (see Figure 1) [2].

The highly structured mass spectra are treated with tools developed for petroleomics (Kendrick and van Krevelen diagrams), with original adaptations for nitrogen-rich compounds (see Figure 2).

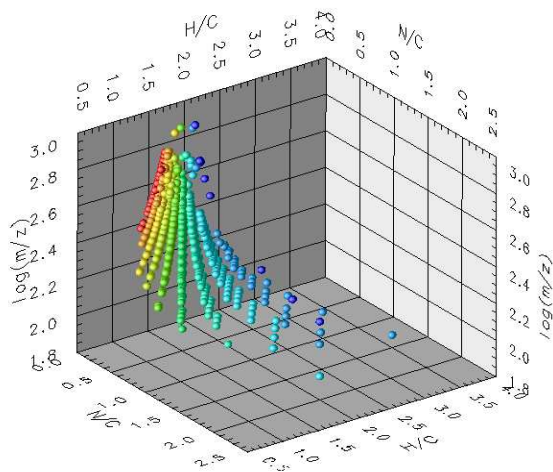


Figure 2: Tholins mass spectrum projected on a 3-dimensional plot:  $m/z$  and Van Krevelen  $N/C$ ,  $H/C$  axis.

This allows us to identify polymeric families in the complex tholins mass spectrum, which can be assigned to a small number of regularly distributed  $X-(CH_2)_m(HCN)_n$  families. We also identify the smallest species of a subset of families as linear and cyclic amino nitrile compounds of great astrobiological interest: biguanide, guanidin, acetamidine, aminoacetonitrile, and methylimidazole.

## 2. Space orbitrap project

The high complexity of Titan's analogs composition clearly demonstrates the necessity for high resolution mass spectrometry for a future in situ mission towards Titan's atmosphere. The best mass resolution ( $M/\Delta M$ ) currently achieved by mass spectrometers in space is about 3000 at mass 28 u (ROSINA on board ESA's comet chaser Rosetta), insufficient for Titan's aerosols study. Yet, purely electrostatic orbital traps in laboratory are showing mass resolution above 100 000 for  $m/z \leq 400$  [3,4]. This is the reason why our French consortium of laboratories, in collaboration with Thermoelectron which commercializes the orbitrap used in laboratory analyses, intends to suit this type of mass spectrometer to the space instrumentation requirements. We will thus present this innovative concept of high resolution mass spectrometry for space, based on the orbitrap capabilities.

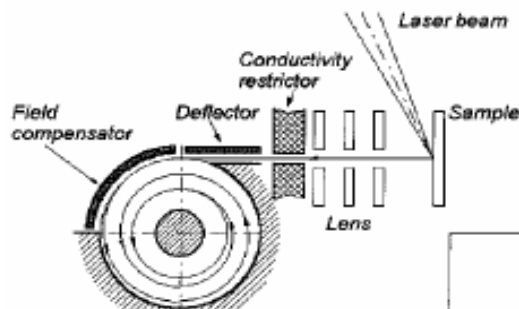


Figure 3: Conceptual picture of instrument that leads our prototype development [3]

## Acknowledgements

We thank the CNES (R&T SU-0003-039), the PRES UniverSud-Paris (Contract 2008-53), the CNRS/OPV Interdisciplinary Program, the Programme National de Planétologie and the French National Agency for Research (ANR-09-JCJC-0038. ) for their financial support.

## References

- [1] C. Szopa, G. Cernogora, L. Boufendi, J.-J. Correia, P. Coll: PAMPRE: A dusty plasma experiment for Titan's tholins production and study, *Planetary and Space Science*, 54(4), p.394, 2006.
- [2] P. Pernot, N. Carrasco, R. Thissen and I. Schmitz-Afonso: Tholinomics - Chemical analysis of nitrogen-rich polymers. *Analytical Chemistry*. 82(4), p1371, 2010.
- [3] A. Makarov: Electrostatic Axially Harmonic Orbital Trapping: A High-Performance Technique of Mass Analysis. *Anal. Chem.* 72, p.1156, 2000.
- [4] A. Makarov, E. Denisov, A. Kholomeev, W. Balschun, O. Lange, K. Strupat, S. Horning: Performance Evaluation of a Hybrid Linear Ion Trap/Orbitrap Mass Spectrometer. *Anal. Chem.* 78, p.2113, 2006.