



HAL
open science

Mycophenolate mofetil: role in autoimmune hepatitis and overlap syndromes.

Martine A.M.C. Baven-Pronk, Minneke J. Coenraad, Henk van Buuren, Robert A de Man, Karel J van Erpecum, Mieke M.H. Lamers, Joost Drenth, Aad A.P. van den Berg, Ulrich Beuers, Jannie den Ouden, et al.

► **To cite this version:**

Martine A.M.C. Baven-Pronk, Minneke J. Coenraad, Henk van Buuren, Robert A de Man, Karel J van Erpecum, et al.. Mycophenolate mofetil: role in autoimmune hepatitis and overlap syndromes.. *Alimentary Pharmacology and Therapeutics*, 2011, 34 (3), pp.335. 10.1111/j.1365-2036.2011.04727.x . hal-00650658

HAL Id: hal-00650658

<https://hal.science/hal-00650658>

Submitted on 12 Dec 2011

HAL is a multi-disciplinary open access archive for the deposit and dissemination of scientific research documents, whether they are published or not. The documents may come from teaching and research institutions in France or abroad, or from public or private research centers.

L'archive ouverte pluridisciplinaire **HAL**, est destinée au dépôt et à la diffusion de documents scientifiques de niveau recherche, publiés ou non, émanant des établissements d'enseignement et de recherche français ou étrangers, des laboratoires publics ou privés.

Mycophenolate mofetil: role in autoimmune hepatitis and overlap syndromes.

Journal:	<i>Alimentary Pharmacology & Therapeutics</i>
Manuscript ID:	APT-0419-2011.R2
Wiley - Manuscript type:	Original Scientific Paper
Date Submitted by the Author:	15-May-2011
Complete List of Authors:	Baven-Pronk, Martine; Leiden University Medical Center, Gastroenterology and Hepatology Coenraad, Minneke; Leiden University Medical Center, Gastroenterology and Hepatology van Buuren, Henk; Erasmus MC, University Medical Center Rotterdam, Gastroenterology and Hepatology De Man, Robert; Erasmus MC, University Medical Center Rotterdam, Gastroenterology and Hepatology van Erpecum, Karel; University Medical Center Utrecht, Gastroenterology Lamers, Mieke; Radboud MC, University Medical Center Nijmegen, Gastroenterology and Hepatology Drenth, Joost; Radboud MC, University Medical Center Nijmegen, Gastroenterology and Hepatology van den Berg, Aad; University Medical Center Groningen Beuers, Ulrich; Academic Medical Center, University of Amsterdam, Department of Gastroenterology & Hepatology den Ouden, Jannie; Haga Hospital, Gastroenterology and Hepatology Koek, Ger; Maastricht University Medical Center, Gastroenterology and Hepatology van Nieuwkerk, Carin; Free University Medical Center, Gastroenterology and Hepatology Bouma, Gerd; Free University Medical Center, Gastroenterology and Hepatology Brouwer, Johannes; Reinier de Graaf Gasthuis, Gastroenterology and Hepatology van Hoek, Bart; Leiden University Medical Center, Gastroenterology and Hepatology
Keywords:	Autoimmune liver disease < Hepatology, Thiopurines < Topics, Liver < Organ-based, Cirrhosis < Hepatology, Liver function tests < Hepatology, Immunosuppression < Topics, Inflammation < Topics

1
2
3
4
5
6
7
8
9
10
11
12
13
14
15
16
17
18
19
20
21
22
23
24
25
26
27
28
29
30
31
32
33
34
35
36
37
38
39
40
41
42
43
44
45
46
47
48
49
50
51
52
53
54
55
56
57
58
59
60

SCHOLARONE™
Manuscripts

For Peer Review

Mycophenolate mofetil : role in autoimmune hepatitis and overlap

syndromes.

Martine A.M.C. Baven-Pronk¹, Minneke J. Coenraad¹, Henk R. van Buuren², Robert A. de Man², Karel J. van Erpecum³, Mieke M. H. Lamers⁴, Joost P. H. Drenth⁴, Aad P. van den Berg⁵, Ulrich H. Beuers⁶, Jannie den Ouden⁷, Ger H. Koek⁸, Carin M.J. van Nieuwkerk⁹, Gerd Bouma⁹, Johannes T. Brouwer¹⁰, Bart van Hoek¹

¹Department of Gastroenterology and Hepatology, Leiden University Medical Center, Leiden, The Netherlands; ² Department of Gastroenterology and Hepatology, Erasmus University Medical Center, Rotterdam, The Netherlands; ³ Department of Gastroenterology and Hepatology, University Medical Center Utrecht, Utrecht, The Netherlands; ⁴ Department of Gastroenterology and Hepatology, Radboud University Nijmegen Medical Centre, Nijmegen, the Netherlands; ⁵ Department of Gastroenterology and Hepatology, University Medical Center Groningen, University of Groningen, Groningen, The Netherlands; ⁶ Department of Gastroenterology and Hepatology, Academic Medical Center, Amsterdam, The Netherlands; ⁷ Department of Gastroenterology and Hepatology, Haga Hospital, The Hague, The Netherlands; ⁸ Department of Gastroenterology and Hepatology, University Medical Center Maastricht, Maastricht, The Netherlands; ⁹ Department of Gastroenterology and Hepatology, Free University Medical Center, Amsterdam, The Netherlands; ¹⁰ Department of Gastroenterology and Hepatology, Reinier de Graaf Medical Center, Delft, The Netherlands.

Author contributions

Martine A.M.C. Baven-Pronk: collecting, analyzing and interpretation of data, statistical analysis, drafting of the manuscript
Minneke J. Coenraad: providing data, critical revision of the manuscript
Henk R. van Buuren: providing data, critical revision of the manuscript
Robert A. de Man: providing data, critical revision of the manuscript
Karel J. van Erpecum: providing data, critical revision of the manuscript
Mieke M. H. Lamers: collecting and providing data
Joost P. H. Drenth: providing data, critical revision of the manuscript
Aad P. van den Berg: providing data
Ulrich H. Beuers: providing data, critical revision of the manuscript
Jannie den Ouden: providing data, critical revision of the manuscript
Ger Koek: providing data, critical revision of the manuscript
Carin M.J. van Nieuwkerk: providing data, critical revision of the manuscript
Gerd Bouma: critical revision of the manuscript
Johannes T. Brouwer: providing data, critical revision of the manuscript
Bart van Hoek: study concept and design, study supervision, critical revision of the manuscript

Short title: MMF: [role in](#) auto-immune hepatitis and overlap syndromes

Deleted: for

Financial support: none Tables: 4 Figures: 3

Diclosures: none of the authors has any potential conflicts (financial, professional, or personal) that are relevant to the manuscript.

Word count: abstract: 242 Manuscript: 3781

MMF for auto-immune hepatitis and overlap syndromes

Baven-Pronk

Keywords: Auto-immune Hepatitis; Primary sclerosing cholangitis; Primary biliary cirrhosis; Overlap Syndrome; Mycophenolate Mofetil

Corresponding author:

Prof. dr. B. van Hoek, M.D., Ph.D., gastroenterologist and hepatologist
Department of Gastroenterology and Hepatology. C4-P
Leiden University Medical Center
Albinusdreef 2
2300 ZC Leiden
The Netherlands
Phone: +31 (71) 5263507
Fax: +31 (71) 5248115
e-mail: B.van_Hoek@lumc.nl

List of abbreviations:

AIH= Autoimmune hepatitis
AZA = Azathioprine
IAHG = International Autoimmune Hepatitis Group
MMF = Mycophenolate Mofetil
PBC = Primary biliary cirrhosis
PRED = Prednisolone
PSC = Primary sclerosing cholangitis

Abstract

MMF for auto-immune hepatitis and overlap syndromes Baven-Pronk

1
2 *Background and Aims:* Treatment failure occurs in 20% of autoimmune hepatitis
3
4 patients on prednisolone and azathioprine (AZA). There is no established second line
5
6 treatment. This retrospective observational study was conducted to assess the efficacy of
7
8 mycophenolate mofetil as second line treatment after AZA-intolerance or AZA-nonresponse
9
10 in autoimmune hepatitis and overlap syndromes.

11 *Methods:* Consecutive patients from the Dutch Autoimmune Hepatitis Group cohort,
12
13 consisting of 661 patients , with autoimmune hepatitis or overlap syndromes, AZA-
14
15 intolerance or AZA-nonresponse, and past or present use of mycophenolate mofetil were
16
17 included. Primary endpoint of mycophenolate mofetil treatment was biochemical remission.
18
19 Secondary endpoints were biochemical response (without remission), treatment failure and
20
21 prevention of disease progression.
22

23 *Results:* Forty-five patients treated with mycophenolate mofetil were included. In
24
25 autoimmune hepatitis remission or response was achieved in 13% and 27% in the AZA-
26
27 nonresponse group compared to 67% and 0% in the AZA-intolerance group (P = 0.008). In
28
29 overlap-syndromes remission or response was reached in 57% and 14% in the AZA-
30
31 nonresponse group and 63% and 25% of the AZA-intolerance group (NS). 33% had side-
32
33 effects and 13% discontinued mycophenolate mofetil. Overall 38% had treatment failure; this
34
35 was 60% in the autoimmune hepatitis AZA-nonresponse group. Decompensated liver
36
37 cirrhosis, liver transplantations and death were only seen in the autoimmune hepatitis AZA-
38
39 nonresponse group (P < 0.001).
40

41 *Conclusion:* Mycophenolate mofetil induced response or remission in a majority of
42
43 patients with autoimmune hepatitis and azathioprine-intolerance and with overlap syndromes,
44
45 irrespective of intolerance or nonresponse for azathioprine. In autoimmune hepatitis with
46
47 azathioprine nonresponse mycophenolate mofetil is less often effective.
48
49
50
51
52
53
54
55
56
57
58
59
60

MMF for auto-immune hepatitis and overlap syndromes

Baven-Pronk

Introduction

Autoimmune hepatitis (AIH) is a chronic inflammatory liver disease characterized by hypergammaglobulinemia, auto-antibodies and interface hepatitis.¹⁻³ No single test exists to confirm AIH and a scoring system was devised by the International Autoimmune Hepatitis Group (IAHG) in 1993 which was revised in 1999 and simplified in 2008^{2,4,5}. The incidence of AIH among Caucasian Northern Europeans ranges from 0.1 to 1.9/100.000/years and its prevalence is 16.9/100.000/year^{1,6}.

If left untreated as many as 35% of the patients with severe disease die within six months and of the remaining patients 40% develop cirrhosis^{7,8}.

Randomized controlled trails published between 1973 and 1985 have established the role of prednisolone (PRED) alone and in combination with azathioprine (AZA) in the treatment of AIH^{7,9-14}. Although these trails have their limitations, as shown in a recently published review, current treatment is based upon these data and about 80% of the patients achieve remission within 3 years¹⁴. The immediate consequence is that about 20% of the patients cannot tolerate PRED and/or AZA or only have a partial response or treatment failure^{15,16}. There is no established second line treatment for these patients.

In the past 15 years several immunosuppressive drugs, including ciclosporin, tacrolimus, methothrexate, 6-mercaptopurine and 6-thioguanine have been investigated as possible second line treatment, mainly in small case series or single case-reports. The groups are too small to define the utility of these agents¹⁷⁻²³.

In the last decade ten case series describe the use of mycophenolate mofetil (MMF) in a total of 121 adult patients and 18 children with AIH. Eight studies conclude that MMF could be a good alternative for AZA, one disagreed and one is inconclusive. Two studies

MMF for auto-immune hepatitis and overlap syndromes Baven-Prongk

1
2 specifically focus on AZA-non-response versus AZA-intolerance. One concludes that MMF
3
4 can be a good alternative for both groups. The largest of these two studies, describing 36
5
6 patients, concludes that MMF could be a good alternative but mainly in patients who do not
7
8 tolerate AZA. Only one study included the AIH-overlap syndromes with primary sclerosing
9
10 cholangitis (PSC) and primary biliary cirrhosis (PBC)²⁴⁻³³. Because of the low prevalence of
11
12 overlap syndromes little is known about the preferred treatment in this patient category.
13
14 Usually the AIH-component in overlap syndromes is treated as AIH³⁴.

15
16 The aim of this retrospective multicentre observational study was to investigate
17
18 whether MMF is a good second line treatment in patients with AIH or AIH-overlap
19
20 syndromes who fail or do not tolerate AZA and whether this is true for all subgroups, namely
21
22 AZA-intolerance versus AZA-non-response and AIH versus AIH-overlap syndromes.
23
24
25
26
27
28
29
30
31
32
33
34
35
36
37
38
39
40
41
42
43
44
45
46
47
48
49
50
51
52
53
54
55
56
57
58
59
60

MMF for auto-immune hepatitis and overlap syndromes

Baven-Pronk

Patients and Methods

The Dutch AIH Group represents a cohort of identified AIH an AIH-overlap patients, including AIH-PBC and AIH-PSC, consisting of 661 patients from academic and non-academic centres. From this cohort those patients with AIH according to the IAHG criteria (definite and probable) ² and all patients with AIH-overlap syndromes according to the Paris criteria ^{35, 36} with past and present use of MMF before May 2009 were included.

Intolerance was defined as stopping AZA because of AZA related side effects. Non-response was defined as failure to achieve or maintain remission, as determined by the treating physician. The response to MMF in identified AIH and AIH-overlap patients was determined by chart review. Treatment failure, response, remission and relapse were defined according to established criteria in the AASLD guideline ³⁷: Treatment failure: a rise in or stable AST and/or ALT three months after starting MMF or intolerance for MMF, defined as stopping MMF because of MMF related side effects. Response: a drop in AST and/or ALT below twice the upper limit of the reference range three months after starting MMF or a fifty percent fall in AST and/or ALT one month after starting MMF. Remission: a normalisation of AST and/or ALT after starting MMF. Relapse: a rise in AST and/or ALT of more than threefold the upper limit after a response or remission. A patient can fall into a category only once. So, if a patient has a treatment failure there cannot be a response or remission and vice versa. All the data was collected and processed by the same person (MACMP) and verified (BvH).

The primary endpoint was defined as biochemical remission while using MMF. Secondary endpoints were defined as biochemical response or treatment failure while using MMF and prevention of progression of the disease, defined as decompensated cirrhosis

MMF for auto-immune hepatitis and overlap syndromes Baven-Pronk

(presence of ascitis, hepatic encephalopathy or oesophageal varices), liver transplantation or death. To determine the progression of the disease at the time of data collection all modalities (radiology, pathology, endoscopy and letters, whatever gave the most recent information) were used. Follow up is from start of MMF treatment till may 2009 and differs per patient.

Fisher's exact test, Mann-Whitney test, independent samples T-test and Log rank test were used with $p < 0.05$ as the level of statistical significance.

For Peer Review

MMF for auto-immune hepatitis and overlap syndromes

Baven-Pronk

Results

Forty-nine patients with current or past use of MMF were selected from the 661 Dutch AIH Group cohort. One had to be excluded because the AIH score was too low, three because not all the information required for this study was available. The remaining 45 patients were divided into two main groups: AZA-non-responders (N = 22) and AZA-intolerance (N = 23). Subsequently both groups were divided into subgroups according to whether they had AIH or AIH-overlap syndrome (Figure 1). All patients with AIH-PBC overlap syndrome and one out of four patients with AIH-PSC overlap syndrome received ursodeoxycholic acid treatment in addition to immunosuppression.

Side effects of AZA before switching to MMF were gastro-intestinal complains (nine), rash (eight), fever (four), hepatitis (three), leucopenia (two), pancreatitis (two), arthralgia (one), myalgia (one), elevated amylase (one) and haemolytic anaemia (one). Some patients reported multiple side effects.

Table 1 shows the patient characteristics, including age at diagnosis. At the time of MMF treatment the youngest patient was 20 years of age. As shown in table 1, disease duration was equally distributed over the groups and not a confounding factor. Follow-up biopsies were scarce. Six patients had a liver biopsy before they were switched to MMF. Twenty-two patients (equally divided over the subgroups) ever had a second liver biopsy either during AZA/PRED or during MMF/PRED treatment. Though not significant, cirrhosis –as determined by liver biopsy, CTscan or presence of varices- was more prevalent in the AIH-AZA-non-response group.

All patients were treated with PRED and AZA before starting MMF (details in Table 2). Three patients (1 AIH-AZA-non-response, 1 AIH-AZA-intolerance and 1 Overlap-AZA

MMF for auto-immune hepatitis and overlap syndromes Baven-Pronk

1
2 intolerance) were treated with budesonide before switching to MMF. After switching to MMF
3
4 two continued using budesonide. Most patients were subsequently treated with MMF and
5
6 PRED (details in Table 3). Seven patients (1 Overlap-AZA-intolerance, 2 AIH-AZA-non-
7
8 response and 4 AIH-AZA-intolerance) were treated with budesonide while on MMF. Two
9
10 AIH-AZA-non-response patients had a treatment failure, the other five had a remission on
11
12 MMF. In patients treated with MMF the AZA was discontinued in almost all cases, except in
13
14 three AIH and three AIH-overlap syndrome patients, all non-responders. Of these six patients
15
16 two AIH patients had a treatment failure, one AIH and one Overlap patient had a response and
17
18 two Overlap patients had a remission.

19
20 At the time of data collection 29 out of 45 (64%) patients still used MMF (Table 3).
21
22 Reasons for discontinuing MMF were non-response (seven (16%), five in the AZA-non-
23
24 response group), intolerance (six (13%), four in the AZA-intolerance group), patients
25
26 initiative (two) and unknown (one). Fifteen out of 45 (33%) patients had side-effects of MMF
27
28 which were gastro-intestinal complaints (five), rashes or skin carcinomas (three), fatigue or
29
30 concentration problems (three), alopecia (two), infections (two), leucopenia (one), palpitations
31
32 (one) and ischemic colitis (one). Some patients reported multiple side effects.

33
34 Table 4 shows the number of patients and percentages of treatment failure, response,
35
36 remission, relapses and disease progression with MMF treatment as defined after three
37
38 months (A) and at the end of follow-up (B). Before starting MMF 78% of all patients had a
39
40 response on AZA and PRED. Remissions on AZA and PRED before MMF were only seen in
41
42 the intolerance group. After starting MMF 17 (38%) out of 45 patients had a treatment failure.
43
44 Twelve of these patients stopped using MMF, six because of side-effects. Twenty-one out of
45
46 45 (47%) patients achieved a remission while using MMF. In 13 of these 21 patients IgG
47
48 levels normalized, in four IgG levels stayed elevated and in four IgG levels were unknown.

MMF for auto-immune hepatitis and overlap syndromes

Baven-Pronk

Two out of 45 (4%) patients (both AIH-AZA-intolerance) were on MMF monotherapy, they were both in remission.

Comparing the AZA-non-response versus the AZA-intolerance group remission rates ($P = 0.0017$) and relapse rates ($P=0.028$) are significantly higher in the AZA-intolerance group. Although not statistically significant, treatment failure was twice as high in the AZA-non-response group compared to the AZA intolerance group. In both groups, one patient progressed to cirrhosis while using MMF. Decompensated liver cirrhosis, liver transplantations and death were only seen in the AZA-non-response group ($p<0.01$).

Comparing the AIH-AZA-non-response versus the AIH-AZA-intolerance group remission rates are higher in the AIH-AZA-intolerance group ($P = 0.008$). Although not significant, treatment failure is twice as high in the AIH-AZA-non-response group compared to the AIH-AZA-intolerance group. Decompensated liver cirrhosis, liver transplantations and death were only seen in the AIH-AZA-non-response group. The AIH-AZA-non-response group has significantly less remissions compared to the other subgroups combined ($P = 0.002$) (Figure 2). The percentages of patients reaching remission, response or treatment failure with MMF in the four patient groups are shown in figure 3.

Fifteen AIH-overlap patients were included in this study, four PSC-AIH-overlap and 11 PBC-AIH-overlap (Figure 1). Three PBC-AIH-overlap patients (two AZA-non-response and one AZA-intolerance) had a treatment failure on MMF. Two PBC-AIH-overlap patients (one AZA-non-response and one AZA-intolerance) and one PSC-AIH-overlap patient (AZA-intolerance) had a response. Six PBC-AIH-overlap patients (three AZA-non-response and three AZA-intolerance) and three PSC-AIH-overlap patients (one AZA-non-response and two AZA-intolerance) had a remission. There were no significant differences between the overlap-AZA-intolerance and the overlap-AZA-non-response group.

MMF for auto-immune hepatitis and overlap syndromes

Baven-Pronk

Discussion

Our data indicate that MMF is a valuable second line treatment in AIH-AZA-intolerant patients and in all AIH-overlap syndrome patients, irrespective if these patients were intolerant or non-responsive to AZA. However, in AIH-AZA-non-response patients treatment failure on MMF is frequent and in this group other therapies probably should be considered first.

Currently, most experience with the use of MMF is in the organ transplant setting. MMF has a more favorable side-effect profile than many other immunosuppressives^{38, 39}. The last decade ten small case series described the use of MMF in AIH and the overall opinion was that it could be used as a second line treatment²⁴⁻³³. However, two series indicated that there was a difference between patients who were intolerant for AZA and those who were AZA-non-responders^{30, 33}. This study is the largest on the use of MMF in AIH so far. It is the only study that compares both AZA-intolerance versus AZA-non-response and includes AIH-overlap syndromes.

All patients in the current cohort were treated with PRED and AZA before starting MMF. Here some expected differences between the AZA-intolerance and AZA-non-response

MMF for auto-immune hepatitis and overlap syndromes

Baven-Pronk

1
2 group were seen (Table 2). Usually intolerance is seen within the first half year, which is why
3
4 in the AZA-intolerance group it is not possible to increase the dose of AZA and lower the
5
6 dose of PRED.
7

8 Six patients were treated with PRED, AZA and MMF. In all these patients MMF was
9
10 added because they did not respond sufficiently to PRED and AZA despite long term
11
12 treatment (minimum of 100 months). In our opinion the additional effect after adding MMF
13
14 thus can be contributed to MMF en we therefore did not exclude these patients. Although four
15
16 of these patients had a response or remission we do not recommend this triple therapy.
17

18 The number of relapses on MMF is higher in the AZA-intolerance group than in the
19
20 AZA-non-response group ($P=0.028$). The explanation for this is that in order to have a
21
22 relapse, first there must be a response or remission. In the AZA-non-response group there are
23
24 fewer responses and remissions and more treatment failures on MMF. Apparently AZA-non-
25
26 response predicts non-response to MMF in most patients. However, in AIH-overlap patients
27
28 in both groups, AZA-intolerance and AZA-non-response, similar response and remission rates
29
30 on MMF were seen, keeping in mind that both groups are very small, while the doses of
31
32 PRED used in the overlap-AZA-non-response group were not significantly higher. Therefore
33
34 in AIH-overlap syndrome patients AZA-non-response does not predict a non-response to
35
36 MMF, while in AIH patients it does. The differences between AZA-non-response and AZA-
37
38 intolerant patients were apparent when comparing the AIH-AZA-intolerance group to the
39
40 AIH-AZA-non-response group (Table 4). The AIH-AZA-non-response group has the lowest
41
42 remission rate (13%) and highest treatment failure (60%) on MMF treatment of all subgroups.
43
44 There are no apparent differences in patient characteristics between the AIH-AZA-non-
45
46 response group and the other subgroups, except possibly more cirrhosis at presentation than in
47
48 the AIH-AZA-intolerance patients.
49
50
51
52
53
54
55
56
57
58
59
60

MMF for auto-immune hepatitis and overlap syndromes Baven-Pronk

1
2 Both the PSC-AIH-overlap (AIH remission rate 75%) and PBC-AIH-overlap (AIH
3
4 remission rate 55%) patients often do very well on MMF but the individual groups are too
5
6 small to look at differences between PSC and PBC overlap subgroups regarding the effect of
7
8 MMF.

9
10 As in the other smaller case series a limitation of the current report is its retrospective
11
12 nature. AZA-non-response is a conclusion of the treating physician. In some cases treatment
13
14 with AZA and PRED may have been insufficient in dose or length according to current
15
16 guidelines³⁷. Also there were patients who did not achieve a response or remission on AZA
17
18 and PRED who were already lowering the PRED dose and then were switched to MMF.
19
20 Subsequently some of these patients did not achieve a response or remission on MMF with
21
22 low dose PRED and were labeled as treatment failures. In some of these cases there was never
23
24 a proper remission induction with sufficiently high PRED dose after switching to MMF. It
25
26 was also quite difficult to compare the use of PRED before and after starting MMF. One of
27
28 the main reasons for this was the increased use of budesonide as an alternative of PRED. As
29
30 induction therapy budesonide appears superior to PRED in a recent study⁴⁰. However,
31
32 according to a meta-analysis of previous randomized controlled trials and the current AASLD
33
34 guidelines PRED with or without AZA should be used to induce remission, while AZA with
35
36 or without PRED currently is the standard in remission maintenance treatment in AIH and
37
38 AIH-overlap syndrome patients^{14,37}.

39
40 Out of the ten published MMF case series eight did not separate AZA-intolerance and
41
42 AZA-non-response patients^{24-29,31}. Only one of these eight studies included AIH-overlap
43
44 syndrome patients, but responses were not reported separately³¹. In two of these eight studies
45
46 MMF is used to induce remission. One is a case series of five patients and concludes that
47
48 MMF can be used to induce and maintain remission²⁵. One is a study with eight patients
49
50 receiving MMF who were compared to 17 patients receiving high dose corticosteroids. The

MMF for auto-immune hepatitis and overlap syndromes Baven-Pronk

1
2 conclusion of this study was that MMF cannot be used to induce remission²⁷. Four of the
3
4 eight studies describe the use of MMF in combination with corticosteroids and one describes
5
6 the use of MMF with or without tacrolimus. These previous studies report a remission rate of
7
8 71-84%, which is high compared to our findings. The other studies reports side-effects in 6-
9
10 34% of patients, which is comparable to our findings^{24, 26, 29, 31}.

11
12 In our opinion the study of Hennes et al is best comparable to our study in terms of
13
14 size and design. The remission rate in the AZA-non-response group, percentage of treatment
15
16 failure, side effects and patients who had to stop MMF because of side effects were
17
18 comparable. Compared to our data (67% remission rate) this other study reached a remission
19
20 rate of 43% in the AZA-intolerance group. The difference is mainly explained by differences
21
22 in definition, since the other study did not use the definitions of the AASLD-guideline but
23
24 stated its own, more strict definitions³⁷. In contrast to that study the current study also looked
25
26 at MMF in AIH-overlap syndromes and 86% of these patients had a response and/or
27
28 remission with MMF³⁰. In our opinion the similarity of the results of this study and the study
29
30 of Hennes et al suggests that the findings are an accurate reflection of the use of MMF as a
31
32 second line treatment in the real world. Both studies are retrospective but describe relatively
33
34 large numbers of patients being treated with MMF.

35
36
37 In conclusion, this study shows that MMF with PRED is an excellent alternative
38
39 treatment in patient with AIH who do not tolerate AZA (remission rate 67%). In addition our
40
41 data show that MMF can induce remission in 60% of patients with AIH-overlap syndromes,
42
43 irrespective if they were intolerant or non-responsive to AZA. However, the majority of
44
45 patients with AIH and a non-response on AZA fail treatment with MMF. Since twothirds of
46
47 these AIH patients with non-response to AZA progressed to decompensated liver disease,
48
49
50
51
52
53
54
55
56
57
58
59
60

MMF for auto-immune hepatitis and overlap syndromes Baven-Pronk

liver transplantation or death, in AIH-non-response patients other therapies than MMF,
including calcineurin inhibitors or liver transplantation, should be considered instead.

Acknowledgements

This article has been discussed within the Dutch Autoimmune Hepatitis Group. Apart from the above mentioned authors the Dutch Autoimmune Hepatitis Group has the following members: J.F. Monkelbaan, MF, Ph.D, Department of Gastroenterology and Hepatology, University Medical Center Utrecht, Utrecht, The Netherlands; B. Verwer MD and N. van Gerven MD, Department of Gastroenterology and Hepatology, Free University Medical Center, Amsterdam, The Netherlands; H.W. Verspaget PhD, Department of Gastroenterology and Hepatology, Leiden University Medical Center, Leiden, The Netherlands.

MMF for auto-immune hepatitis and overlap syndromes

Baven-Pronk

Legends to figures

Figure 1. Patient distribution according to reasons for starting MMF and underlying disease in the patients derived from the 661 AIH and AIH-overlap patients in the Dutch AIH cohort.

Figure 2. Percentage of patients achieving remission and time to achieve remission with MMF in the four subgroups:

.....	AIH-AZA-intolerance
- - - -	Overlap-AZA-intolerance
————	Overlap-AZA-non-response
- . - . -	AIH-AZA-non-response
+	End of follow up

Figure 3. Percentage of patients reaching remission (light), response (gray) or treatment failure (dark) with MMF.

AIH-INT: AIH with intolerance for AZA; AIH-NR: AIH with non-response to AZA;

Overlap-INT: Overlap syndrome with intolerance for AZA; Overlap-NR: Overlap syndrome with non-response to AZA. Decompensated cirrhosis, liver transplantation and death only

occurred in the AIH-NR group (in 60%)($p < 0.01$). Remission in AIH-NR vs AIH-NT:

$p = 0.008$; Remission AIH-NR vs other groups: $p = 0.002$; Remission NR vs INT: $p = 0.002$;

Relapse NR vs INT: $p = 0.03$.

Legends to tables

Table 1. General characteristics of the study population.

Table 2. Data on initial treatment with PRED and AZA per group.

Table 3. Data on treatment with MMF per group.

Table 4. Overview of treatment failure, response, remission and disease progression with MMF treatment as defined after three months (A) and at the end of follow-up (B).

MMF for auto-immune hepatitis and overlap syndromes

Baven-Pronk

Reference List

1. Czaja AJ. Current concepts in autoimmune hepatitis. *Ann Hepatol* 2005;4:6-24.
2. Alvarez F, Berg PA, Bianchi FB, et al. International Autoimmune Hepatitis Group Report: review of criteria for diagnosis of autoimmune hepatitis. *J Hepatol* 1999;31:929-938.
3. Krawitt EL. Autoimmune hepatitis. *N Engl J Med* 2006;354:54-66.
4. Hennes EM, Zeniya M, Czaja AJ, et al. Simplified criteria for the diagnosis of autoimmune hepatitis. *Hepatology* 2008;48:169-176.
5. Johnson PJ, McFarlane IG. Meeting report: International Autoimmune Hepatitis Group. *Hepatology* 1993;18:998-1005.
6. Boberg KM. Prevalence and epidemiology of autoimmune hepatitis. *Clin Liver Dis* 2002;6:635-647.
7. Soloway RD, Summerskill WH, Baggenstoss AH, et al. Clinical, biochemical, and histological remission of severe chronic active liver disease: a controlled study of treatments and early prognosis. *Gastroenterology* 1972;63:820-833.
8. Czaja AJ, Freese DK. AASLD practice guidelines: Diagnosis and Treatment of Autoimmune Hepatitis. *Hepatology* 2002;36:479-497.
9. Cook GC, Mulligan R, Sherlock S. Controlled prospective trial of corticosteroid therapy in active chronic hepatitis. *Q J Med* 1971;40:159-185.
10. Summerskill WH, Korman MG, Ammon HV, Baggenstoss AH. Prednisone for chronic active liver disease: dose titration, standard dose, and combination with azathioprine compared. *Gut* 1975;16:876-883.
11. Murray-Lyon IM, Stern RB, Williams R. Controlled trial of prednisone and azathioprine in active chronic hepatitis. *Lancet* 1973;1:735-737.
12. Tage-Jensen U, Schlichting P, Aldershvile J, et al. Azathioprine versus prednisone in non-alcoholic chronic liver disease (CLD). Relation to a serological classification. *Liver* 1982;2:95-103.
13. Stellon AJ, Hegarty JE, Portmann B, Williams R. Randomised controlled trial of azathioprine withdrawal in autoimmune chronic active hepatitis. *Lancet* 1985;1:668-670.
14. Lamers MM, van Oijen MG, Pronk M, Drenth JP. Treatment options for autoimmune hepatitis: A systematic review of randomized controlled trials. *J Hepatol* 2010; ;53:191-198.

MMF for auto-immune hepatitis and overlap syndromes

Baven-Pronk

15. Czaja AJ. Treatment strategies in autoimmune hepatitis. *Clin Liver Dis* 2002;6:799-824.
16. Vierling JM, Flores PA. Evolving new therapies of autoimmune hepatitis. *Clin Liver Dis* 2002;6:825-50, ix.
17. Larsen FS, Vainer B, Eefsen M, Bjerring PN, Adel Hansen B. Low-dose tacrolimus ameliorates liver inflammation and fibrosis in steroid refractory autoimmune hepatitis. *World J Gastroenterol* 2007;13:3232-3236.
18. Alvarez F, Ciocca M, Canero-Velasco C, et al. Short-term cyclosporine induces a remission of autoimmune hepatitis in children. *J Hepatol* 1999;30:222-227.
19. Fernandes NF, Redeker AG, Vierling JM, Villamil FG, Fong TL. Cyclosporine therapy in patients with steroid resistant autoimmune hepatitis. *Am J Gastroenterol* 1999;94:241-248.
20. Aqel BA, Machicao V, Rosser B, Satyanarayana R, Harnois DM, Dickson RC. Efficacy of tacrolimus in the treatment of steroid refractory autoimmune hepatitis. *J Clin Gastroenterol* 2004;38:805-809.
21. Burak KW, Urbanski SJ, Swain MG. Successful treatment of refractory type 1 autoimmune hepatitis with methotrexate. *J Hepatol* 1998;29:990-993.
22. de Boer NK, van Nieuwkerk CM, Aparicio Pages MN, de Boer SY, Derijks LJ, Mulder CJ. Promising treatment of autoimmune hepatitis with 6-thioguanine after adverse events on azathioprine. *Eur J Gastroenterol Hepatol* 2005;17:457-461.
23. Pratt DS, Flavin DP, Kaplan MM. The successful treatment of autoimmune hepatitis with 6-mercaptopurine after failure with azathioprine. *Gastroenterology* 1996;110:271-274.
24. Richardson PD, James PD, Ryder SD. Mycophenolate mofetil for maintenance of remission in autoimmune hepatitis in patients resistant to or intolerant of azathioprine. *J Hepatol* 2000;33:371-375.
25. Devlin SM, Swain MG, Urbanski SJ, Burak KW. Mycophenolate mofetil for the treatment of autoimmune hepatitis in patients refractory to standard therapy. *Can J Gastroenterol* 2004; 18: 321-326.
26. Chatur N, Ramji A, Bain VG, et al. Transplant immunosuppressive agents in non-transplant chronic autoimmune hepatitis: the Canadian association for the study of

MMF for auto-immune hepatitis and overlap syndromes Baven-Pronk

- 1
2 liver (CASL) experience with mycophenolate mofetil and tacrolimus. *Liver Int*
3 2005;25:723-727.
4
5 27. Czaja AJ, Carpenter HA. Empiric therapy of autoimmune hepatitis with
6 mycophenolate mofetil: comparison with conventional treatment for refractory
7 disease. *J Clin Gastroenterol* 2005;39:819-825.
8
9 28. Inductivo-Yu I, Adams A, Gish RG, et al. Mycophenolate mofetil in autoimmune
10 hepatitis patients not responsive or intolerant to standard immunosuppressive therapy. *Clinical*
11 *Gastroenterol Hepatol* 2007; 5: 799-802.
12
13 29. Hlivko JT, Shiffman ML, Stravitz RT, et al. A single center review of the use of
14 mycophenolate mofetil in the treatment of autoimmune hepatitis. *Clinical Gastroenterol*
15 *Hepatol* 2008;6:1036-1040.
16
17
18 30. Hennes EM, Oo YH, Schramm C, et al. Mycophenolate mofetil as second line therapy
19 in autoimmune hepatitis? *Am J Gastroenterol* 2008;103:3063-3070.
20
21 31. Wolf DC, Bojito L, Facciuto M, Lebovics E. Mycophenolate mofetil for autoimmune
22 hepatitis: a single practice experience. *Dig Dis Sci* 2009;54:2519-2522.
23
24 32. Aw MM, Dhawan A, Samyn M., My Bargiota A, Mieli-Vergani G. Mycophenolate
25 mofetil as rescue treatment for autoimmune liver disease in children: a 5-year follow-up. *J*
26 *Hepatol* 2009;51:156-160.
27
28
29 33. Sharzehi K, Huang MA, Schreiber IR, Brown KA. Mycophenolate mofetil for the
30 treatment of autoimmune hepatitis in patients refractory or intolerant to conventional
31 therapy. *Can J Gastroenterol* 2010;24:588-592.
32
33 34. Rust C, Beuers U. Overlap syndromes among autoimmune liver diseases. *World J*
34 *Gastroenterol* 2008;14:3368-3373.
35
36 35. Chazouilleres O, Wendum D, Serfaty L Montembault S, Rosmorduc O, Poupon R.
37 Primary biliary cirrhosis-autoimmune hepatitis overlap syndrome: clinical features and
38 response to therapy. *Hepatology* 1998;28:296-301.
39
40
41 36. Gohlke F, Lohse AW, Dienes HP, Löhr H, Märker-Hermann E, Gerken G, Meyer zum
42 Büschenfelde KH. Evidence for an overlap syndrome of autoimmune hepatitis and primary
43 sclerosing cholangitis. *J Hepatol* 1996;24:699-705.
44
45
46 37. Manns MP, Czaja AJ, Gorham JD, et al. Diagnosis and management of autoimmune
47 hepatitis. *Hepatology* 2010;51:2193-2213.
48
49
50
51
52
53
54
55
56
57
58
59
60

MMF for auto-immune hepatitis and overlap syndromes

Baven-Pronk

- 1
2
3
4
5
6
7
8
9
10
11
12
13
14
15
16
17
18
19
20
21
22
23
24
25
26
27
28
29
30
31
32
33
34
35
36
37
38
39
40
41
42
43
44
45
46
47
48
49
50
51
52
53
54
55
56
57
58
59
60
38. Dharancy S, Iannelli A, Hulin A, et al. Mycophenolate mofetil monotherapy for severe side effects of calcineurin inhibitors following liver transplantation. *Am J Transplant* 2009;9:610-613.
39. Dandel M, Jasaityte R, Lehmkuhl H, Knosalla C, Hetzer R. Maintenance immunosuppression with mycophenolate mofetil: long-term efficacy and safety after heart transplantation. *Transplant Proc* 2009;41:2585-2588.
40. Manns MP, Woynarowski M, Kreisel W, et al. Azathioprine With Budesonide Induces Remission More Effectively Than With Prednisone in Patients With Autoimmune Hepatitis. *Gastroenterology* 2010; 139: 1198-1206.

For Peer Review

MMF for auto-immune hepatitis and overlap syndromes

Baven-Pronk

Table 1. General characteristics of the study population

	AZA-intolerance N = 23		AZA-non-responders N = 22	
	AIH N = 15	Overlap syndrome N = 8	AIH N = 15	Overlap syndrome N = 7
Gender (male/female)	2/13	2/6	4/11	0/7
AIH Score	16 (12-21)	12 (9-20)	16 (12-21)	13 (6-17)
Age at diagnosis (year)	38 (10-71)	36 (16-72)	35 (11-61)	46 (25-59)
Disease duration (year)	8 (1-22)	10 (2-20)	9 (3-21)	10 (3-23)
IgG/gamma globuline elevated at diagnosis	10/15 (67%)	6/7 (86%)	12/13 (92%)	6/7 (86%)
ANA	10/15 (67%)	4/8 (50%)	10/14 (71%)	6/7 (86%)
ASMA	11/13 (85%)	5/7 (71%)	11/14 (79%)	4/6 (67%)
SLA	1/1 (100%)	0/0 (0%)	0/0 (0%)	0/0 (0%)
LKM	0/4 (0%)	0/1 (0%)	0/2 (0%)	0/2 (0%)
AMA	0/10 (0%)	3/7 (43%)	1/10 (10%)	4/7 (57%)
Liver biopsy at diagnosis	14 (93%)	8 (100%)	15 (100%)	7 (100%)
Interface hepatitis	14/14 (100%)	6/8 (75%)	13/14 (93%)	6/7 (86%)
Plasma cell infiltrate	10/14 (71%)	7/8 (88%)	13/14 (93%)	7/7 (100%)
Biliary changes	3/14 (21%)	4/8 (50%)	3/14 (21%)	7/7 (100%)
Cirrhosis at diagnosis	2/15 (13%)	4/8 (50%)	9/15 (60%)	2/7 (29%)
IgG/gamma globuline elevated at start MMF	5/10 (50%)	4/5 (80%)	5/8 (63%)	4/6 (67%)
Liver biopsy at start MMF	1/15 (7%)	2/8 (25%)	1/15 (7%)	2/7 (29%)
Cirrhosis before MMF	3/15 (20%)	5/8 (63%)	11/15 (73%)	5 (71%)

Median (Range), Number positive/Number measured or known (Percentage)

MMF for auto-immune hepatitis and overlap syndromes

Baven-Pronk

Table 2. Data on initial treatment with PRED and AZA per group

	AZA-intolerance N = 22		AZA-non-responders N = 21	
	AIH N = 14	Overlap syndrome N = 8	AIH N = 14	Overlap syndrome N = 7
AZA treatment duration (months) *	2 (1-225)	3 (1-8)	30 (1-146)	113 (3-260)

Median (Range)

	AZA-intolerance N = 20		AZA-non-responders N = 20	
	AIH N = 13	Overlap syndrome N = 7	AIH N = 14	Overlap syndrome N = 6
Maximum dose AZA (mg/day) **	50 (50-150)	75 (50-125)	137.5 (50-200)	100 (50-150)
Maximum dose PRED on AZA (mg/day)	30 (2.5-40)	30 (15-50)	30 (15-40)	30 (20-60)
Minimum dose PRED on AZA (mg/day) ***	15 (0-40)	15 (7.5-40)	7.5 (0-25)	8.75 (0-12.5)

*Median (Range)**Of six patients details on dose (five) or length (two) of the initial treatment were missing*

* Significant difference between AZA-intolerance and AZA-non-response ($P < 0.001$), AIH-AZA-intolerance and AIH-AZA-non-response ($P = 0.001$) and Overlap-AZA-intolerance and Overlap-AZA-non-response ($P = 0.019$)

** Significant difference between AZA-intolerance and AZA-non-response ($P = 0.002$) and AIH-AZA-intolerance and AIH-AZA-non-response ($P = 0.005$)

*** Significant difference between AZA-intolerance and AZA-non-response ($P = 0.006$) and AIH-AZA-intolerance and AIH-AZA-non-response ($P = 0.039$)

MMF for auto-immune hepatitis and overlap syndromes

Baven-Pronk

Table 3. Data on treatment with MMF per group

	AZA-intolerance N = 23		AZA-non-responders N = 22	
	AIH N = 15	Overlap syndrome N = 8	AIH N = 15	Overlap syndrome N = 7
MMF treatment duration (months)	34 (1-133)	28.5 (3-112)	13 (2-62)	26 (2-87)
Maximum dose MMF (mg/day)	1500 (500-2000)	2000 (1000-3000)	2000 (1000-2000)	2000 (1000-2000)
Maximum dose PRED on MMF (mg/dag)*	15 (0-60)	20 (0-40)	20 (10-60)	40 (5-60)
Minimum dose PRED on MMF (mg/dag)*	10 (0-15)	5 (0-15)	10 (0-12.5)	10 (0-15)
MMF stopped (number)	4 (28%)	3 (38%)	8 (53%)	1 (14%)
Follow up (months)	39 (3-133)	52.5 (5-133)	35 (11-109)	26 (5-87)

*Median (Range), Number (percentage)***Patients on budesonide excluded. No significant differences*

MMF for auto-immune hepatitis and overlap syndromes

Baven-Pronk

Table 4. Overview of treatment failure, response, remission and disease progression during MMF,

A) Three months after starting MMF (according to definition), B) At the end of follow-up.

A	AZA-intolerance N = 23		AZA-non-responders N = 22	
	AIH N = 15	Overlap syndrome N = 8	AIH N = 15	Overlap syndrome N = 7
Response before MMF	7 (47%)	3 (38%)	12 (80%)	4 (57%)
Remission before MMF*	5 (33%)	4 (50%)	0 (0%)	0 (0%)
Treatment failure on MMF	5 (33%)	1 (13%)	9 (60%)	2 (29%)
Response on MMF **	0 (0%)	2 (25%)	4 (27%)	1 (14%)
Remission on MMF***	10 (67%)	5 (63%)	2 (13%)	4 (57%)
Relapses on MMF per patient****	0 (0-5)	0.5 (0-3)	0 (0-2)	0 (0-2)

B	AZA-intolerance N = 23		AZA-non-responders N = 21 ^{&}	
	AIH [§] N = 15	Overlap syndrome N = 8	AIH [§] N = 15	Overlap syndrome N = 6
Response/remission on MMF *****	11 (73%)	5 (63%)	3 (20%)	5 (83%)
Response/remission on other therapies*****	4 (27%)	2 (25%)	2 (13%)	1 (16%)
Progression to cirrhosis [#]	0 (0%)	1 (13%)	1 (7%)	0 (0%)
Decompensated cirrhosis [#]	0 (0%)	0 (0%)	5 (33%)	0 (0%)
Liver transplantation [#]	0 (0%)	0 (0%)	3 (20%)	0 (0%)
Death [#]	0 (0%)	0 (0%)	1 (7%)	0 (0%)

Number (percentage), Median (range)

* Significant difference between AZA-intolerance and AZA-non-response ($P=0.001$)

** Response but no remission

*** Significant difference between AZA-intolerance and AZA-non-response ($P=0.017$) and AIH-AZA-intolerance and AIH-AZA-non-response ($P=0.008$)

****Significant difference between AZA-intolerance and AZA-non-response ($P=0.028$)

[&]One patient was excluded because she had treatment failure on MMF, continued it and still had

MMF for auto-immune hepatitis and overlap syndromes

Baven-Pronk

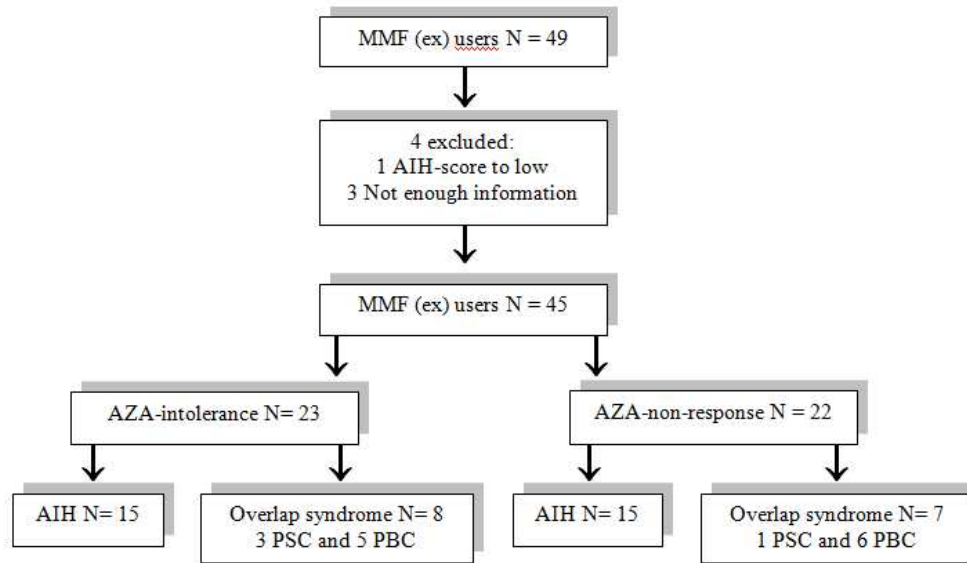
1
2 *stable disease, but follow up was only 5 months.*

3
4 *[§]In both groups one patient had a treatment failure according to definition, continued using MMF and*
5 *had a response. They were counted as a remission/response on MMF.*

6
7 ******Significant difference between AZA-intolerance and AZA-non-response (P=0.038) and AIH-*
8 *AZA-intolerance and AIH-AZA-non-response (P=0.009)*

9
10 ******Other therapies were corticosteroids, either monotherapy or combined with AZA and one*
11 *patient using no medication anymore.*

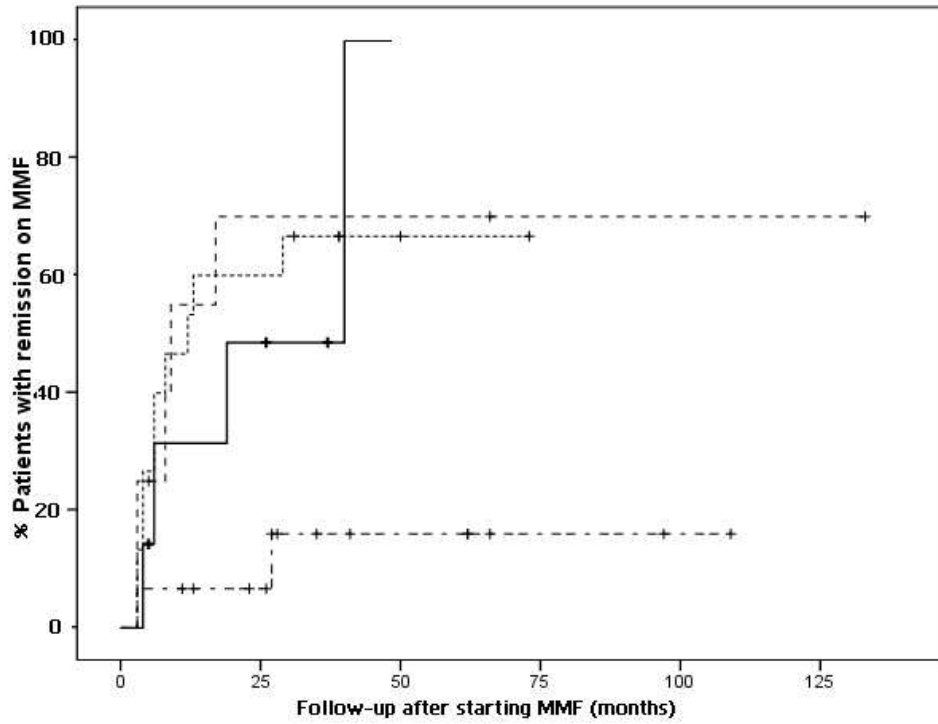
12 *[#]Progression of liver disease defined as to progression to cirrhosis, decompensated cirrhosis, liver*
13 *transplantation and death was significantly more prevalent in the AZA-non-response group versus the*
14 *AZA-intolerance group (P=0.001) and in the AIH-AZA-non-response versus de AIH-AZA-intolerance*
15 *group (P<0.001)*
16
17
18
19
20
21
22
23
24
25
26
27
28
29
30
31
32
33
34
35
36
37
38
39
40
41
42
43
44
45
46
47
48
49
50
51
52
53
54
55
56
57
58
59
60



Patient distribution according to reasons for starting MMF and underlying disease in the patients derived from the 661 AIH and AIH-overlap patients in the Dutch AIH cohort.
191x111mm (96 x 96 DPI)

Peer Review

1
2
3
4
5
6
7
8
9
10
11
12
13
14
15
16
17
18
19
20
21
22
23
24
25
26
27
28
29
30
31
32
33
34
35
36
37
38
39
40
41
42
43
44
45
46
47
48
49
50
51
52
53
54
55
56
57
58
59
60

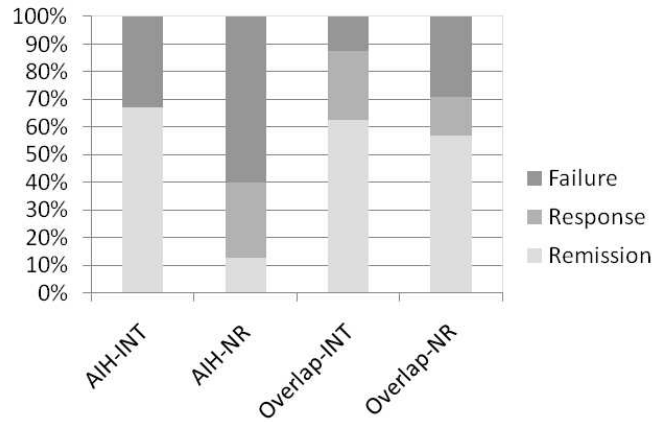


Percentage of patients achieving remission and time to achieve remission on MMF in the four subgroups:

-AIH-AZAintolerance;
 - overlap-AZAintolerance;
 - overlap-AZAnonresponse;
 - .- AIH-AZAnonresponse
- 166x133mm (96 x 96 DPI)



1
2
3
4
5
6
7
8
9
10
11
12
13
14
15
16
17
18
19
20
21
22
23
24
25
26
27
28
29
30
31
32
33
34
35
36
37
38
39
40
41
42
43
44
45
46
47
48
49
50
51
52
53
54
55
56
57
58
59
60



Percentage of patients achieving remission (light), response (gray) or with treatment failure (dark) on MMF.

AIH-INT: AIH with intolerance for AZA; AIH-NR: AIH with non-response to AZA; Overlap-INT: Overlap syndrome with intolerance for AZA; Overlap-NR: Overlap syndrome with non-response to AZA. Decompensated cirrhosis, liver transplantation and death only occurred in the AIH-NR group (in 60%)($p < 0.01$). Remission in AIH-NR vs AIH-INT: $p = 0.008$; Remission AIH-NR vs other groups: $p = 0.002$; Remission NR vs INT: $p = 0.002$; Relapse NR vs INT: $p = 0.03$.

254x190mm (96 x 96 DPI)

