



HAL
open science

Accuracy of Homology based Approaches for Coverage Hole Detection in Wireless Sensor Networks

Feng Yan, Philippe Martins, Laurent Decreasefond

► **To cite this version:**

Feng Yan, Philippe Martins, Laurent Decreasefond. Accuracy of Homology based Approaches for Coverage Hole Detection in Wireless Sensor Networks. 2011. hal-00646894v3

HAL Id: hal-00646894

<https://hal.science/hal-00646894v3>

Preprint submitted on 29 Oct 2012 (v3), last revised 16 Apr 2013 (v4)

HAL is a multi-disciplinary open access archive for the deposit and dissemination of scientific research documents, whether they are published or not. The documents may come from teaching and research institutions in France or abroad, or from public or private research centers.

L'archive ouverte pluridisciplinaire **HAL**, est destinée au dépôt et à la diffusion de documents scientifiques de niveau recherche, publiés ou non, émanant des établissements d'enseignement et de recherche français ou étrangers, des laboratoires publics ou privés.

Accuracy of Homology based Approaches for Coverage Hole Detection in Wireless Sensor Networks

Feng Yan, Philippe Martins, Laurent Decreusefond
Network and Computer Science Department
TELECOM ParisTech
Paris, France
Email: {fyan, martins, decrease@telecom-paristech.fr}

Abstract—Homology theory provides new and powerful solutions to address the coverage problems in wireless sensor networks (WSNs). They are based on algebraic objects, such as Čech complex and Rips complex. Čech complex gives accurate information about coverage quality but requires a precise knowledge of the relative locations of nodes. This assumption is rather strong and hard to implement in practical deployments. Rips complex provides an approximation of Čech complex. It is easier to build and does not require knowledge of nodes location. This simplicity is at the expense of accuracy. Rips complex can not always detect all coverage holes. It is then necessary to evaluate its accuracy. This work proposes to use the area of undiscovered coverage holes per unit of surface as performance criteria. Investigations show that it depends on the ratio of communication and sensing ranges of each sensor. Closed form expressions for lower and upper bounds of the accuracy are also derived. Simulation results are consistent with the proposed analytical lower bound, with a maximum difference of 0.4%. Upper bound performance depends on the ratio of communication and sensing ranges.

I. INTRODUCTION

Wireless sensor networks (WSNs) have attracted a great deal of research attention due to their wide potential applications such as battlefield surveillance, environmental monitoring and intrusion detection. Many of these applications require a reliable detection of specified events. Such requirement can be guaranteed only if the target field monitored by a WSN contains no coverage holes, that is to say regions of the domain not monitored by any sensor. Coverage holes can be formed for many reasons, such as random deployment, energy depletion or destruction of sensors. Consequently, it is essential to detect and localize coverage holes in order to ensure the full operability of a WSN.

There is already an extensive literature about the coverage problems in WSNs. Several approaches are based on computational geometry with tools such as Voronoi diagram and Delaunay triangulations, to discover coverage holes [1]–[3]. These methods require precise information about sensor locations. This substantially limits their applicability since acquiring accurate location information is either expensive or impractical in many settings. Some other approaches attempt to discover coverage holes by using only relative distances

between neighboring sensors [4], [5]. Similarly, obtaining precise range between neighbor nodes is costly.

More recently, homology is utilized in [6]–[8] to address the coverage problems in WSNs. Ghrist and his collaborators introduced a combinatorial object, Čech complex (also known as nerve complex), which fully characterizes coverage properties of a WSN (existence and locations of holes). Unfortunately, this object is very difficult to construct as it requires rather precise informations about the relative locations of sensors. Thus, they introduced a more easily computable complex, Rips complex (also known as Vietoris-Rips complex). This complex is constructed with the sole knowledge of the connectivity graph of the network and gives an approximate coverage by simple algebraic calculations. As regards implementation in real WSN, these homology based methods are necessarily centralized, which makes them impractical in large scale sensor networks. Some algorithms have been proposed to implement the above mentioned ideas in a distributed context, see [9]–[11].

As alluded above, Rips complex can not always detect all coverage holes. For instance, in Figure 2, there exists a hole inside the triangle [1, 2, 6] of the Čech complex though there is no hole in the same triangle of the Rips complex. It is thus of paramount importance to determine the proportion of missed coverage holes to assess the accuracy of Rips complex based coverage detection. In this paper, it is indicated that such proportion is related to the ratio between communication and sensing ranges of each sensor. In addition, closed form expressions for lower and upper bounds of the proportion are derived. A few papers [12]–[14] provide some results on coverage probability but with a different point of view.

This paper is organized as follows. Section II introduces the network model and the formal definition of triangular holes. Upper and lower bounds of the area of triangular holes per unit of surface for different values of the ratio of communication radius by sensing radius are computed in Section III. Simulation results are compared with theoretical computation in Section IV. Finally, Section V concludes the paper.

II. MODELS AND DEFINITIONS

A brief introduction to the tools used in the paper is given. For further readings, see [8] and references therein. Given a set of points V , a k -simplex is an unordered set $[v_0, v_1, \dots, v_k] \subseteq V$ where $v_i \neq v_j$ for all $i \neq j$. So a 0-simplex is a vertex, a 1-simplex is an edge and a 2-simplex is a triangle with its interior included, see Figure 1. The faces of this k -simplex consist of all $(k-1)$ -simplex of the form $[v_0, \dots, v_{i-1}, v_{i+1}, \dots, v_k]$ for $0 \leq i \leq k$. A simplicial complex is a collection of simplices which is closed with respect to inclusion of faces.

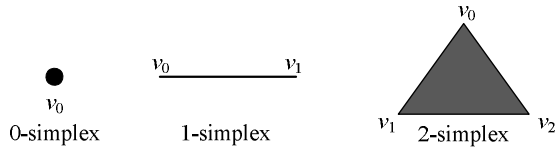


Fig. 1: 0-, 1- and 2-simplex

Čech complex and Rips complex are two simplicial complexes defined as follows [8].

Definition 1 (Čech complex). *Given a collection of sets \mathcal{U} , Čech complex of \mathcal{U} , $\check{C}(\mathcal{U})$, is the abstract simplicial complex whose k -simplices correspond to nonempty intersections of $k + 1$ distinct elements of \mathcal{U} .*

Definition 2 (Rips complex). *Given a set of points \mathcal{X} in \mathbb{R}^n and a fixed radius ϵ , the Rips complex of \mathcal{X} , $\mathcal{R}_\epsilon(\mathcal{X})$, is the abstract simplicial complex whose k -simplices correspond to unordered $(k + 1)$ -tuples of points in \mathcal{X} which are pairwise within Euclidean distance ϵ of each other.*

Consider a collection of stationary sensors (also called nodes) deployed randomly in a planar target field. As usual, isotropic radio propagation is assumed. Each sensor monitors a region within a circle of radius R_s and may communicate with other sensors within a circle of radius R_c . Let \mathcal{V} denote the set of sensor locations in a WSN and $\mathcal{S} = \{s_v, v \in \mathcal{V}\}$ the collection of sensing ranges of these sensors: For a location v , $s_v = \{x \in \mathbb{R}^2 : \|x - v\| \leq R_s\}$. Then, according to the definition, the Čech complex and Rips complex of the WSN, respectively denoted by $\check{C}_{R_s}(\mathcal{V})$ and $\mathcal{R}_{R_c}(\mathcal{V})$, can be constructed as follows: $[v_1, \dots, v_k]$ belongs to $\check{C}_{R_s}(\mathcal{V})$ whenever $\bigcap_{i=1}^k s_{v_i} \neq \emptyset$ and $[v_1, \dots, v_k]$ belongs to $\mathcal{R}_{R_c}(\mathcal{V})$ whenever $\|v_l - v_m\| \leq R_c$ for all $1 \leq l < m \leq k$.

Figure 2 shows a WSN, its Čech complex and two Rips complexes for two different values of R_c . Depending on the ratio R_c over R_s , the Rips complex and the Čech complex may be close or rather different. In this example, for $R_c = 2R_s$, the Rips complex sees the hole surrounded by $[2, 3, 5, 6]$ as in the Čech complex whereas it is missed in the Rips complex for $R_c = 2.5R_s$. At the same time, the true coverage hole surrounded by $[1, 2, 6]$ is missed in both Rips complexes.

As a consequence of Rips complex definition, a hole in a Čech complex not seen in a Rips complex is bounded by a triangle. Based on this observation, a formal definition of 'triangular holes' is given as follows.

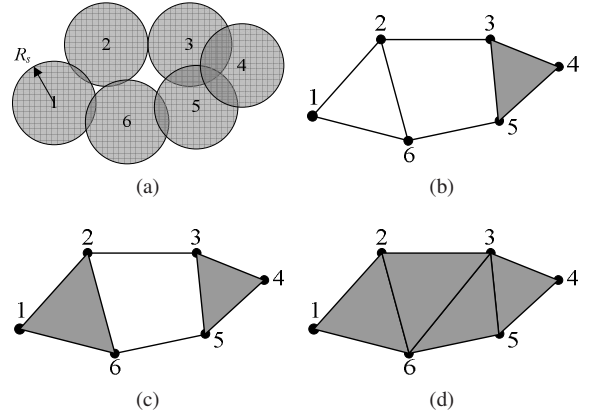


Fig. 2: (a) a WSN, (b) Čech complex, (c) Rips Complex under $R_c = 2R_s$, (d) Rips Complex under $R_c = 2.5R_s$

Definition 3 (Triangular hole). *For a pair of complexes $\check{C}_{R_s}(\mathcal{V})$ and $\mathcal{R}_{R_c}(\mathcal{V})$, a triangular hole is an uncovered region bounded by a triangle which appears in $\mathcal{R}_{R_c}(\mathcal{V})$ but not in $\check{C}_{R_s}(\mathcal{V})$.*

It can easily be seen that there is one triangular hole in the Rips complex in Figure 2(c) and there are three triangular holes in the Rips complex in Figure 2(d). We are interested in the proportion of the area of triangular holes in a target field. Assume sensor nodes are distributed in the planar target field according to a homogeneous Poisson process with intensity λ . Because of homogeneity property, each point in the target field has an equal probability of belonging to a triangular hole. This probability in a homogeneous setting is equal to the proportion of the area of triangular holes. So we only need to compute the probability that any point belongs to a triangular hole.

III. BOUNDS ON PROPORTION OF THE AREA OF TRIANGULAR HOLES

In this section, the conditions under which any point in the target field belongs to a triangular hole are first given. From the discussion in Section II, it is found that the probability that any point belongs to a triangular hole is related to the ratio R_c/R_s . Three different cases are considered for the probability computation. For each case, the upper and lower bounds of the probability are derived. Let define $\gamma = R_c/R_s$.

A. Preliminary

Lemma 1. *For any point in the target field, it belongs to a triangular hole if the following two conditions are satisfied:*

- 1) *the distance between the point and its nearest sensor is larger than R_s .*
- 2) *the point is inside a triangle: the convex hull of three nodes, two by two less than R_c apart.*

Lemma 2. *If there exists a point O which belongs to a triangular hole, then $R_s < R_c/\sqrt{3}$. Furthermore, if l denotes the distance between O and its closest neighbor, we have $R_s < l \leq R_c/\sqrt{3}$.*

Proof: $R_s < l$ is a direct corollary from Lemma 1. We only need to prove $l \leq R_c/\sqrt{3}$. If point O belongs to a triangular hole, it must be surrounded by a triangle formed by sensor with pairwise distance less than R_c . Assume it is surrounded by a triangle $N_0N_1N_2$, as in Figure 3. The closest neighbor of O is not necessarily in the set $\{N_0, N_1, N_2\}$. If $l > R_c/\sqrt{3}$, then $d_0 \geq l > R_c/\sqrt{3}$, $d_1 \geq l > R_c/\sqrt{3}$ and $d_2 \geq l > R_c/\sqrt{3}$. In addition, since $\angle N_0ON_1 + \angle N_1ON_2 + \angle N_0ON_2 = 2\pi$, there must be one angle no smaller than $2\pi/3$. Assume $\angle N_0ON_2 \geq 2\pi/3$ and denote it as α . Then according to the law of cosines, $d_{02}^2 = d_0^2 + d_2^2 - 2d_0d_2 \cos \alpha > R_c^2/3 + R_c^2/3 - 2/3 R_c R_c \cos(2\pi/3) = R_c^2$. So $d_{02} > R_c$. Since N_0 and N_2 are neighbors, $d_{02} \leq R_c$. There is a contradiction. Therefore $l \leq R_c/\sqrt{3}$. ■

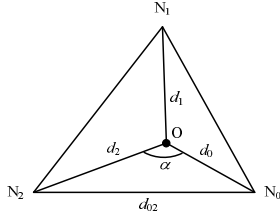


Fig. 3: triangular point

A Poisson point process whose intensity is proportional to the Lebesgue measure is stationary in the sense that any translation of its atoms by a fixed vector does not change its law. Thus any point has the same probability to belong to a triangular hole as the origin O . This probability in a homogeneous setting is also equal to the area of triangular holes per unit of surface. We borrow the line of proof from [14] where a similar problem was analyzed.

We consider the probability that the origin O belongs to a triangular hole. Since the length of each edge in the Rips complex must be at most R_c , only the nodes within R_c from the origin can contribute to the triangle bounding a triangular hole to which the origin belongs. Therefore, we only need to consider the Poisson process constrained in the closed ball $B(O, R_c)$ which is also a homogeneous Poisson process with intensity λ . We denote this process as Φ . In addition, $T(x, y, z)$ denotes the property that three points x, y, z are within pairwise Euclidean distance R_c from each other, and the origin O belongs to the triangular hole bounded by the triangle with these points as vertices. When n_0, n_1, n_2 are points of the process Φ , $T(n_0, n_1, n_2)$ is also used to denote the event that the triangle constructed by the nodes n_0, n_1, n_2 bounds a triangular hole to which the origin belongs.

Let $\tau_0 = \tau_0(\Phi)$ be the node in the process Φ which is nearest to the origin. Assume node τ_0 always contributes to the triangle bounding the triangular hole to which the origin belongs. Although it is possible that the node τ_0 does not contribute to the triangle bounding the triangular hole to which the origin belongs, this probability is very low (Simulation results show that this probability is less than 0.2% at any γ with any intensity λ), so we can neglect it. Then the probability that the origin belongs to a triangular hole can be defined as

$$\begin{aligned} p(\lambda, \gamma) &= \mathbb{P}\{O \text{ belongs to a triangular hole}\} \\ &= \mathbb{P}\left\{ \bigcup_{\{n_0, n_1, n_2\} \subseteq \Phi} T(n_0, n_1, n_2) \right\} \\ &\approx \mathbb{P}\left\{ \bigcup_{\{n_1, n_2\} \subseteq \Phi \setminus \{\tau_0(\Phi)\}} T(\tau_0, n_1, n_2) \right\} \end{aligned}$$

Using polar coordinates, we assume the closest node τ_0 lies on (d_0, π) . It is well known that the distance d_0 is a random variable with distribution

$$F_{d_0}(r_0) = \mathbb{P}\{d_0 \leq r_0\} = 1 - e^{-\lambda\pi r_0^2} \quad (1)$$

Therefore the above probability can be written as

$$\begin{aligned} &\mathbb{P}\left\{ \bigcup_{\{n_1, n_2\} \subseteq \Phi \setminus \{\tau_0(\Phi)\}} T(\tau_0, n_1, n_2) \right\} \\ &= \int \mathbb{P}\left\{ \bigcup_{\{n_1, n_2\} \subseteq \Phi'_{r_0}} T((r_0, \pi), n_1, n_2) \right\} F_{d_0}(dr_0) \end{aligned} \quad (2)$$

where Φ'_{r_0} is the restriction of Φ in $B(0, R_c) \setminus B(0, r_0)$.

B. Case $0 < \gamma \leq \sqrt{3}$

Theorem 1. When $0 < \gamma \leq \sqrt{3}$, $p(\lambda, \gamma) = 0$.

Proof: According to Lemma 2, if the origin O belongs to a triangular hole, then $R_s < R_c/\sqrt{3}$. Since $\gamma \leq \sqrt{3}$, then $R_s = R_c/\gamma \geq R_c/\sqrt{3}$. There is a contradiction. So the origin O can not belong to a triangular hole. ■

C. Case $\sqrt{3} < \gamma \leq 2$

Theorem 2. When $\sqrt{3} < \gamma \leq 2$, $p_l(\lambda, \gamma) < p(\lambda, \gamma) < p_u(\lambda, \gamma)$, where

$$\begin{aligned} p_l(\lambda, \gamma) &= 2\pi\lambda^2 \int_{R_s}^{R_c/\sqrt{3}} r_0 dr_0 \int_{2 \arccos \frac{R_c}{2r_0}}^{\pi} d\theta_1 \int_{r_0}^{R_1(r_0, \theta_1)} \\ &e^{-\lambda\pi r_0^2} \times e^{-\lambda|S^+(r_0, \theta_1)|} (1 - e^{-\lambda|S^-(r_0, r_1, \theta_1)|}) r_1 dr_1 \end{aligned} \quad (3)$$

and

$$\begin{aligned} p_u(\lambda, \gamma) &= 2\pi\lambda^2 \int_{R_s}^{R_c/\sqrt{3}} r_0 dr_0 \int_{2 \arccos \frac{R_c}{2r_0}}^{\pi} d\theta_1 \int_{r_0}^{R_1(r_0, \theta_1)} \\ &e^{-\lambda\pi r_0^2} \times e^{-\lambda|S^+(r_0, \theta_1)|} (1 - e^{-\lambda|S^-(r_0, r_0, \theta_1)|}) r_1 dr_1 \end{aligned} \quad (4)$$

and

$$R_1(r_0, \theta_1) = \min(\sqrt{R_c^2 - r_0^2 \sin^2 \theta_1} - r_0 \cos \theta_1, R_c)$$

Proof: As we have assumed that the node τ_0 must contribute to the triangle bounding the triangular hole to which the origin belongs, the other two nodes must lie in the different half spaces: one in $H^+ = \mathbb{R}^+ \times (0, \pi)$ and the other in $H^- = \mathbb{R}^+ \times (-\pi, 0)$. Since the distance to τ_0 is within R_c , they must also lie in the ball $B(\tau_0, R_c)$. Furthermore, the distance to the origin is less than R_c and larger than d_0 ,

they both lie in the area $B(0, R_c) \setminus B(0, d_0)$. Therefore, one node must lie in $H^+ \cap B(\tau_0, R_c) \cap B(0, R_c) \setminus B(0, d_0)$ and the other node lie in $H^- \cap B(\tau_0, R_c) \cap B(0, R_c) \setminus B(0, d_0)$.

Ordering the nodes in $H^+ \cap B(\tau_0, R_c) \cap B(0, R_c) \setminus B(0, d_0)$ by increasing polar angle so that $\tau_1 = (d_1, \theta_1)$ has the smallest angle θ_1 . Other nodes such as τ'_1, τ''_1 in the same region have polar angle larger than θ_1 , as illustrated in Figure 4. Assume the node τ_1 contributes to the triangle bounding the triangular hole to which the origin belongs, then the third node $\tau_2 \in H^- \cap B(\tau_0, R_c) \cap B(0, R_c) \setminus B(0, d_0)$ must lie to the right of the line passing through τ_1 and O , denoted by $H^+(\theta_1)$. In addition, the distance to τ_1 is less than R_c . So the node τ_2 must lie in the region

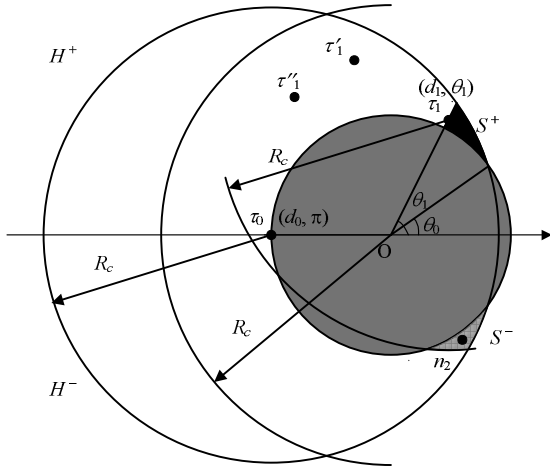


Fig. 4: illustration of case $\sqrt{3} < \gamma \leq 2$

$$S^-(\tau_0, \tau_1) = S^-(d_0, d_1, \theta_1) = H^- \cap B(\tau_0, R_c) \cap B(0, R_c) \setminus B(0, d_0) \cap H^+(\theta_1) \cap B(\tau_1, R_c)$$

Here we need to obtain the density of node τ_1 . Considering the way τ_1 was defined, there should be no nodes with a polar angle less than θ_1 , that is to say no nodes are in the region

$$S^+(\tau_0, \tau_1) = S^+(d_0, \theta_1) = H^+ \cap B(\tau_0, R_c) \cap B(0, R_c) \setminus B(0, d_0) \cap H^+(\theta_1)$$

Since the intensity measure of the Poisson process in polar coordinates is $\lambda r dr d\theta$, the density F_{τ_1} of τ_1 can be expressed as

$$F_{\tau_1}(dr_1, d\theta_1) = \lambda r_1 e^{-\lambda |S^+(d_0, \theta_1)|} dr_1 d\theta_1 \quad (5)$$

The integration domain $D(d_0)$ with respect to parameters (d_1, θ_1) can be easily obtained. According to Lemma 2, $R_s < d_0 \leq R_c/\sqrt{3}$. Thus in this case, $R_c = \gamma R_s \leq 2R_s < 2d_0$. It means the ball $B(\tau_0, R_c)$ must intersect with the ball $B(0, d_0)$, as illustrated in Figure 4. Furthermore, $\theta_0 = 2 \arccos(R_c/(2d_0))$. So $2 \arccos(R_c/(2d_0)) \leq \theta_1 \leq \pi$ and $d_0 < d_1 \leq R_1(d_0, \theta_1)$, where

$$R_1(d_0, \theta_1) = \min(\sqrt{R_c^2 - d_0^2 \sin^2 \theta_1} - d_0 \cos \theta_1, R_c)$$

Assume only τ_0, τ_1 and nodes in $S^-(\tau_0, \tau_1)$ can contribute to the triangle bounding the triangular hole to which the origin belongs, we can get a lower bound of the probability that the origin belongs to a triangular hole. It is a lower bound because it is possible that other nodes such as τ'_1, τ''_1 in $H^+ \cap B(\tau_0, R_c) \cap B(0, R_c) \setminus B(0, d_0)$ can also contribute to the triangle bounding the triangular hole to which the origin belongs. Based on the assumption, we have

$$\begin{aligned} & P\left\{ \bigcup_{\{n_1, n_2\} \subseteq \Phi'_{r_0}} T((r_0, \pi), n_1, n_2) \right\} > \\ & \int \int_{D(r_0)} P\left\{ \bigcup_{\substack{n_2 \subseteq \Phi'_{r_0} \cap \\ S^-(r_0, r_1, \theta_1)}} T((r_0, \pi), (r_1, \theta_1), n_2) \right\} F_{\tau_1}(dr_1, d\theta_1) \\ & = \int \int_{D(r_0)} P\{ \Phi'_{r_0}(S^-(r_0, r_1, \theta_1)) > 0 \} F_{\tau_1}(dr_1, d\theta_1) \end{aligned} \quad (6)$$

Therefore, from (1), (2), (5) and (6), the lower bound shown in (3) can be derived.

Still consider the nodes in $H^+ \cap B(\tau_0, R_c) \cap B(0, R_c) \setminus B(0, d_0)$, each node (r, θ) corresponds to an area $|S^-(r_0, r, \theta)|$. Maybe the corresponding area of some nodes is 0. Among all such areas, there must exist one maximum value. From Figure 4, we can see that the closer to r_0 is r and the closer to θ_1 is θ , the larger is the area of $S^-(r_0, r, \theta)$. So we have

$$(r_0, \theta_1) = \arg \max_{\substack{r_0 \leq r \leq R_1 \\ \theta_1 \leq \theta \leq \pi}} |S^-(r_0, r, \theta)|$$

Then the upper bound shown in (4) can be obtained.

Here we need to compute the area of $S^+(r_0, \theta_1)$ and $S^-(r_0, r_1, \theta_1)$. In fact, the area $|S^+(r_0, \theta_1)|$ and the area $|S^-(r_0, r_1, \theta_1)|$ have very similar expressions. For example, the area $|S^+(r_0, \theta_1)|$ can be expressed as

$$\begin{aligned} |S^+(r_0, \theta_1)| &= \int_{2 \arccos \frac{R_c}{2r_0}}^{\theta_1} d\theta \int_{r_0}^{R_1(r_0, \theta_1)} r dr \\ &= \frac{1}{2} \int_{2 \arccos \frac{R_c}{2r_0}}^{\theta_1} R_1^2(r_0, \theta_1) d\theta - \frac{r_0^2}{2} (\theta_1 - 2 \arccos \frac{R_c}{2r_0}) \end{aligned}$$

When $\theta_1 \leq \pi - \arccos(r_0/(2R_c))$

$$\frac{1}{2} \int_{2 \arccos \frac{R_c}{2r_0}}^{\theta_1} R_1^2(r_0, \theta_1) d\theta = I(\theta_1) - I(2 \arccos \frac{R_c}{2r_0})$$

where

$$\begin{aligned} I(\theta) &= \frac{r_0^2}{2} \sin \theta \cos \theta + \frac{R_c^2}{2} \theta - \frac{R_c^2}{2} \arcsin \frac{r_0 \sin \theta}{R_c} \\ &\quad - \frac{r_0}{2} \sin \theta \sqrt{R_c^2 - r_0^2 \sin^2 \theta} \end{aligned}$$

When $\pi - \arccos(r_0/(2R_c)) < \theta_1 \leq \pi$

$$\begin{aligned} & \frac{1}{2} \int_{2 \arccos(R_c/(2r_0))}^{\theta_1} R_1^2(r_0, \theta_1) d\theta \\ &= I(\pi - \arccos(r_0/(2R_c))) - I(2 \arccos(R_c/(2r_0))) \\ &+ \frac{R_c^2}{2} (\theta_1 - \pi + \arccos(r_0/(2R_c))) \end{aligned}$$

In this way, $|S^+(r_0, \theta_1)|$ can be derived. Similarly, $|S^-(r_0, r_1, \theta_1)|$ can be obtained. The detailed process is neglected due to space limitation. ■

D. Case $\gamma > 2$

Theorem 3. When $\gamma > 2$, $p_l(\lambda, \gamma) < p(\lambda, \gamma) < p_u(\lambda, \gamma)$, where

$$\begin{aligned} p_l(\lambda, \gamma) &= 2\pi\lambda^2 \left\{ \int_{R_s}^{R_c/2} r_0 dr_0 \int_0^\pi d\theta_1 \int_{r_0}^{R_1(r_0, \theta_1)} \right. \\ & e^{-\lambda\pi r_0^2} \times e^{-\lambda|S^+(r_0, \theta_1)|} (1 - e^{-\lambda|S^-(r_0, r_1, \theta_1)|}) r_1 dr_1 \\ &+ \int_{R_c/2}^{R_c/\sqrt{3}} r_0 dr_0 \int_{2 \arccos \frac{R_c}{2r_0}}^\pi d\theta_1 \int_{r_0}^{R_1(r_0, \theta_1)} e^{-\lambda\pi r_0^2} \\ & \left. \times e^{-\lambda|S^+(r_0, \theta_1)|} (1 - e^{-\lambda|S^-(r_0, r_1, \theta_1)|}) r_1 dr_1 \right\} \quad (7) \end{aligned}$$

and

$$\begin{aligned} p_u(\lambda, \gamma) &= 2\pi\lambda^2 \left\{ \int_{R_s}^{R_c/2} r_0 dr_0 \int_0^\pi d\theta_1 \int_{r_0}^{R_1(r_0, \theta_1)} \right. \\ & e^{-\lambda\pi r_0^2} \times e^{-\lambda|S^+(r_0, \theta_1)|} (1 - e^{-\lambda|S^-(r_0, r_0, \theta_1)|}) r_1 dr_1 \\ &+ \int_{R_c/2}^{R_c/\sqrt{3}} r_0 dr_0 \int_{2 \arccos \frac{R_c}{2r_0}}^\pi d\theta_1 \int_{r_0}^{R_1(r_0, \theta_1)} e^{-\lambda\pi r_0^2} \\ & \left. \times e^{-\lambda|S^+(r_0, \theta_1)|} (1 - e^{-\lambda|S^-(r_0, r_0, \theta_1)|}) r_1 dr_1 \right\} \quad (8) \end{aligned}$$

In this case, we can use the same method as in section III.C to get the upper and lower bounds. But we need to consider two situations $R_s < d_0 \leq R_c/2$ and $R_c/2 < d_0 \leq R_c/\sqrt{3}$. In the first situation, $d_0 \leq R_c/2$ means that the ball $B(0, d_0)$ is included in the ball $B(0, R_c)$, see Figure 5. Then the lower limit of integration for θ_1 is 0. This is the only difference. The areas $|S^+(r_0, \theta_1)|$ and $|S^-(r_0, r_1, \theta_1)|$ can be computed in the same way as presented in Section III.C. The second situation is the same as that in section III.C. So we can directly obtain the lower and upper bounds as shown in (7) and (8) respectively.

IV. SIMULATIONS AND PERFORMANCE EVALUATION

This section first introduces simulation settings. Simulation results are then presented and compared with closed form expressions for upper and lower bounds.

A. Simulation settings

A disk centered at the origin with radius R_c is considered in the simulations. The probability that the origin belongs to a triangular hole is computed. Sensors are randomly distributed in the disk according to a Poisson process with intensity λ . The sensing radius R_s of each node is set to be 10 meters and γ is

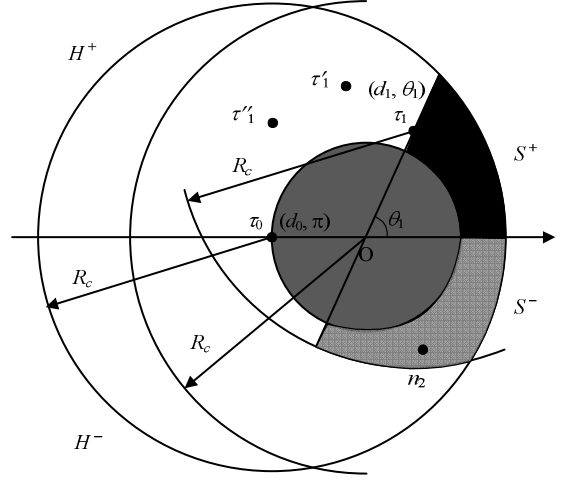


Fig. 5: illustration of case $\gamma > 2$

chosen from 2 to 3 with interval of 0.2. So the communication radius R_c ranges from 20 to 30 meters with interval of 2 meters. λ is selected from 0.001 to 0.020 with interval of 0.001. For each γ , 10^6 simulations are run under each λ to check whether the origin belongs to a triangular hole.

B. Performance evaluation

The probability $p(\lambda, \gamma)$ obtained by simulation is presented with the lower bound and upper bound in Figure 6(a) and 6(b) respectively. It can be seen that for any value of γ , $p(\lambda, \gamma)$ has a maximum at a threshold value λ_c of the intensity.

As a matter of fact, for $\lambda \leq \lambda_c$, the number of nodes is small. Consequently the probability that the origin belongs to a triangular hole is relatively small too. With the increase of λ , the connectivity between nodes becomes stronger. As a result, the probability that the origin belongs to a triangular hole increases. However, when the intensity reaches the threshold value, the origin is covered with maximum probability. $p(\lambda, \gamma)$ decreases for $\lambda \geq \lambda_c$. The simulations also show that λ_c decreases with the increase of γ .

On the other hand, it can be seen from Figure 6(a) and 6(b) that for a fixed intensity λ , $p(\lambda, \gamma)$ increases with the increases of γ . That is because R_s is fixed. Then the larger R_c is, the higher is the probability of each triangle containing a coverage hole.

Furthermore, the maximum probability increases quickly with γ ranging from 2.0 to 3.0. It is shown that when $R_c = 2R_s$, the maximum probability from simulation is about 0.03% and thus it is acceptable to use Rips complex based algorithms to discover coverage holes. While the ratio R_c/R_s is high to a certain extent, it is unacceptable to use connectivity information only to discover coverage holes.

Finally, it can be found in Figure 6(a) that the probability obtained by simulation is very well consistent with the lower bound. The maximum difference between them is about 0.4%. Figure 6(b) shows that probability obtained by simulation is also consistent with the upper bound. The maximum difference between them is about 4%.

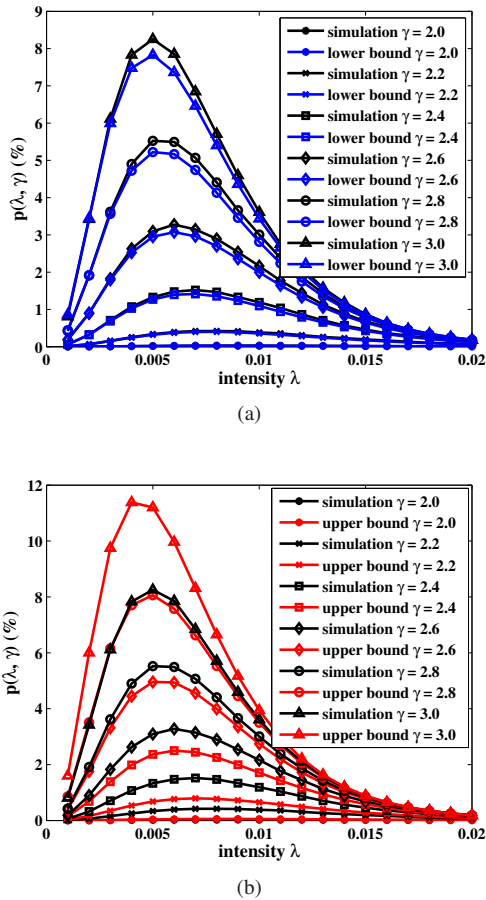


Fig. 6: proportion of the area of triangular holes (a) simulation results and lower bounds ; (b) simulation results and upper bounds

V. CONCLUSION

In this paper, the proportion of the area of triangular holes in a WSN is analyzed under different ratios between communication radius and sensing radius of each sensor. Both the lower and upper bounds of the proportion are derived. When the ratio is no larger than $\sqrt{3}$, there is no triangular hole. When the ratio is between $\sqrt{3}$ and 2, both the theoretical analysis and simulation results show that the proportion is lower than 0.06% under any intensity. It means that the triangular holes

can nearly be neglected and homology based coverage hole detection algorithms can work well if they can discover all non-triangular holes. When the ratio is larger than 2, the proportion of the area of triangular holes increases with γ . It becomes unacceptable for γ larger than a threshold. In that case triangular holes can not be neglected anymore.

REFERENCES

- [1] Q. Fang, J. Gao, and L. J. Guibas, "Locating and bypassing routing holes in sensor networks," in *INFOCOM'04*, Hong Kong, China, March 2004, pp. 2458–2468.
- [2] G. Wang, G. Cao, and T. F. L. Porta, "Movement-assisted sensor deployment," in *INFOCOM'04*, Hong Kong, China, March 2004, pp. 2469–2479.
- [3] C. Zhang, Y. Zhang, and Y. Fang, "Localized algorithms for coverage boundary detection in wireless sensor networks," *Wireless networks*, vol. 15, no. 1, pp. 3–20, 2009.
- [4] —, "Detecting coverage boundary nodes in wireless sensor networks," in *Proceedings of the IEEE International Conference on Networking, Sensing and Control, ICNSC '06*, Ft. Lauderdale, Florida, USA, April 2006, pp. 868 – 873.
- [5] Y. Bejerano, "Simple and efficient k-coverage verification without location information," in *INFOCOM'08*, Phoenix, Arizona, USA, April 2008, pp. 897–905.
- [6] V. de Silva, R. Ghrist, and A. Muhammad, "Blind swarms for coverage in 2-d," in *Proceedings of Robotics: Science and Systems*, Cambridge, MA, June 2005, pp. 335–342.
- [7] V. de Silva and R. Ghrist, "Coverage in sensor networks via persistent homology," *Algebraic & Geometric Topology*, vol. 7, pp. 339 – 358, 2007.
- [8] R. Ghrist and A. Muhammad, "Coverage and hole-detection in sensor networks via homology," in *Fourth International Conference on Information Processing in Sensor Networks (IPSN'05)*, Los Angeles, California, USA, April 2005, pp. 254–260.
- [9] A. Muhammad and M. Egerstedt, "Control using higher order laplacians in network topologies," in *Proc. of 17th International Symposium on Mathematical Theory of Networks and Systems*, Kyoto, Japan, July 2006, pp. 1024–1038.
- [10] A. Tahbaz-Salehi and A. Jadbabaie, "Distributed coverage verification in sensor networks without location information," *IEEE Transactions on Automatic Control*, vol. 55, no. 8, pp. 1837 – 1849, 2010.
- [11] P. Dlotko, R. Ghrist, M. Juda, and M. Mrozek, "Distributed computation of coverage in sensor networks by homological methods," 2011. [Online]. Available: <http://www.math.upenn.edu/~ghrist/preprints/distributedhomology.pdf>
- [12] B. Liu and D. Towsley, "A study of the coverage of large-scale sensor networks," in *Proceedings of the IEEE International Conference on Mobile Ad-hoc and Sensor Systems (MASS'04)*, Fort Lauderdale, Florida, USA, October 2004, pp. 475–483.
- [13] P.-J. Wan and C.-W. Yi, "Coverage by randomly deployed wireless sensor networks," *IEEE Transactions on Information Theory*, vol. 52, no. 6, pp. 2658 – 2669, 2006.
- [14] X. Li, D. K. Hunter, and S. Zuyev, "Coverage properties of the target area in wireless sensor networks," *IEEE Transactions on Information Theory*, vol. 58, no. 1, pp. 430 – 437, 2012.