



**HAL**  
open science

# Earth's Interior from VLBI and Superconducting Gravimeter Data

Séverine Rosat, Sébastien Lambert

► **To cite this version:**

Séverine Rosat, Sébastien Lambert. Earth's Interior from VLBI and Superconducting Gravimeter Data. Fifth IVS, Mar 2008, St. Petersburg, Russia. pp.246. hal-00643283

**HAL Id: hal-00643283**

**<https://hal.science/hal-00643283>**

Submitted on 11 Oct 2012

**HAL** is a multi-disciplinary open access archive for the deposit and dissemination of scientific research documents, whether they are published or not. The documents may come from teaching and research institutions in France or abroad, or from public or private research centers.

L'archive ouverte pluridisciplinaire **HAL**, est destinée au dépôt et à la diffusion de documents scientifiques de niveau recherche, publiés ou non, émanant des établissements d'enseignement et de recherche français ou étrangers, des laboratoires publics ou privés.

# Earth's Interior from VLBI and Superconducting Gravimeter Data

S everine Rosat <sup>1</sup>, S ebastien B. Lambert <sup>2</sup>

<sup>1</sup>) *Ecole et Observatoire des Sciences de la Terre, CNRS-ULP/UMR7516*

<sup>2</sup>) *Observatoire de Paris, D epartement SYRTE, CNRS/UMR8630*

Contact author: S ebastien B. Lambert, e-mail:

sebastien.lambert@obspm.fr

**Abstract.** We analyze VLBI delays back to 1984 from the permanent geodetic network, and ten superconducting gravimeter records from the Global Geodynamic Project spanning more than 7 years. From the former data, we deduce nutation offsets, and from the latter we get gravimetric factors. Comparison of these observed quantities against theoretical expressions of the core and mantle admittance to the tidal potential allows us to estimate Love numbers and resonant frequencies and quality factors of the core. We point out strengths and deficiencies of each technique in their ability to retrieve the Earth's interior parameters.

## 1. Surface gravity changes and Earth's rotation variations

The Earth's structure leads to resonance effects that enhance the response of the planet to tidal excitation. The enhancement follows a frequency-dependent resonance law, which resonance frequencies and strength functions are expressed in terms of Earth's structural and rheological parameters. Within the diurnal band, the main resonance is associated with the free wobbling of the core, or retrograde free core nutation (RFCN) which theoretical expression of the frequency in the space-fixed frame of reference  $\sigma'_f = -\Omega(A/A_m)(e_f - \beta)$ . Here,  $e_f$  is the core flattening,  $A$  and  $A_m$  the equatorial moments of inertia of the Earth and of the mantle, respectively, and  $\beta$  stands for a compliance expressing the deformability of the core-mantle boundary (CMB) under the centrifugal potential due to the core wobble (see [1]).

One phenomenon that undergoes the resonance effects is the surface gravity change given by ([2, 3, 4])

$$\Delta g = \left[ \delta_2 \left( 1 - \frac{Ae - A_f \gamma}{A_m} + \frac{A_f (e - \gamma) \sigma'_f}{A_m (\sigma - \sigma_f)} \right) + \delta_1 \frac{A (e - \gamma) \Omega}{A_m (\sigma - \sigma_f)} \right] \frac{-2W}{a}, \quad (1)$$

where  $a$  is the Earth's radius,  $W$  the degree two external gravitational potential,  $\sigma$  the exciting frequency,  $e$  the Earth's dynamical flattening,  $A_f$  the equatorial moment of inertia of the core. The compliance  $\gamma$  expresses the deformability of the CMB under the influence of an external potential. The gravimetric factor  $\delta_2$  represents the static response of the Earth to the tidal potential, and  $\delta_1$  is

the Love number that characterizes the elastic response of the Earth to the inner pressure at the CMB.

Another phenomenon is the celestial motion of the Earth’s figure axis, defined by the nutation angles  $dY - idX = -\omega(\sigma)/\sigma'$  where the wobble  $\omega$  of the whole Earth can be expressed in a resonant form as

$$\omega = \left[ \frac{Ae - A_f \gamma}{A_m} + \frac{A_f}{A_m} (e - \gamma) \frac{\sigma'_f}{\sigma - \sigma_f} \right] \frac{3W}{\Omega a^2}. \quad (2)$$

The surface gravity changes are measured locally by superconducting gravimeters (SG). These devices can detect variations at the level of 1 nanogal and have been recording data roughly for 10 years. Nutation variations have been densely measured by very long baseline interferometry (VLBI) for more than 20 years. The accuracy now reaches  $\sim 0.2$  mas. Though VLBI-only data have recently led to precise determinations of Earth’s structural parameters including the dissipative part of  $\sigma_f$  (see, e.g., Mathews et al. [5], hereafter referred to as MHB), we address the possibility of using SG measurements as well, since both VLBI and SG observables involve the same geophysical quantities.

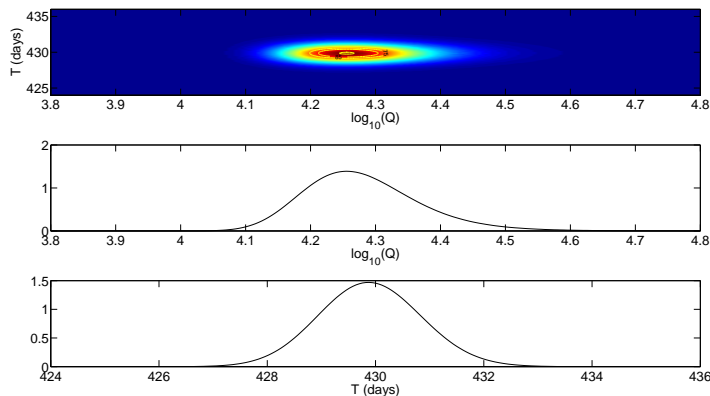


Figure 1. Probability density functions from the analysis of VLBI nutation offsets against the MHB model.

## 2. Data and results

Nutation offsets since 1984 are obtained by a global inversion of delays accumulated in 3,762 diurnal sessions. To maintain the celestial reference frame, a no-net rotation condition has been applied to the coordinates of 247 stable radio sources selected by Feissel-Vernier et al. [6].

The resonance effects on the amplitudes at tidal frequencies are estimated by least-square fits. For SG data, we fit the amplitudes for the following diurnal

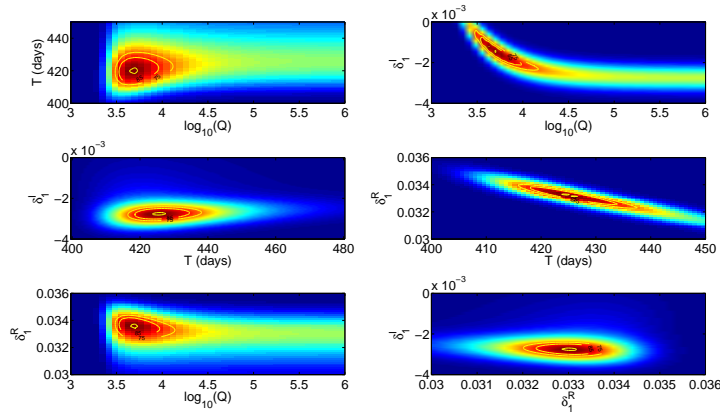


Figure 2. Probability density functions from the analysis of the combination of 7 SG data.

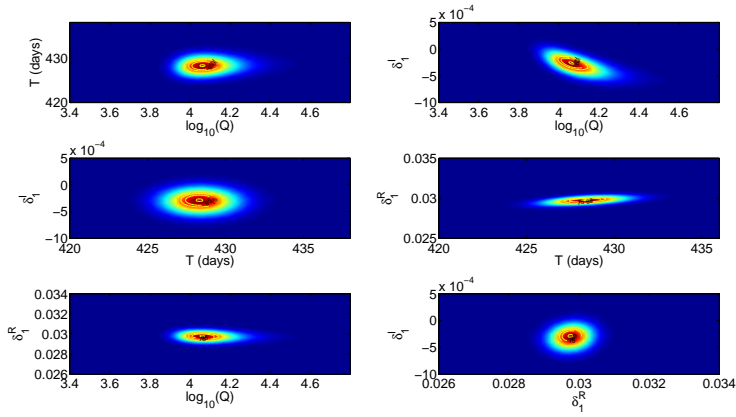


Figure 3. Probability density functions from the analysis of the combination of 16 SG data with the weighting method of Ducarme et al. (2007).

tidal frequencies:  $Q_1$ ,  $O_1$ ,  $M_1$ ,  $P_1$ ,  $K_1$ ,  $\Psi_1$ ,  $\Phi_1$ ,  $J_1$  and  $OO_1$ . It has to be noticed that the error on  $\Psi_1$  and  $\Phi_1$  is much larger than for other frequencies. Since these waves are near the resonance, this will have some negative consequences on the ability to determine the resonant frequency with gravity measurements. For VLBI, we fit at the same frequencies in addition to the 18.6-yr and 9.3-yr terms.

All SG amplitudes have been corrected from local oceanic tidal loading ef-

fects using the FES 2004 model [7]. An extra error of  $0.3 \text{ nm/s}^2$  has been added in order to account from the error on the oceanic model. VLBI amplitudes have been freed from the effect of non-linear terms (see [8, 9]) so that all effects not directly linked to non-rigidity are removed.

A Bayesian inversion approach [10, 11] has been developed, starting from Eqs. (1) and (2), to estimate  $\sigma_f$  and  $\delta_1$  as complex parameters. The latter parameter is estimated from SG only.

First, the algorithm has been tested on VLBI nutation amplitudes in order to get an estimate of the RFCN frequency. Our nutation data set being offsets with respect to the MHB model, we expect the RFCN frequency estimate to be very close to the MHB value. Expressing the RFCN frequency as  $\sigma_f = \frac{2\pi}{T} (1 + i/2Q)$ , where the quality factor  $Q$  expresses the damping with time, we find  $T = 429.9 \pm 0.9$  days, and  $Q = 19093 \pm 3968$ , which is in good agreement with Lambert et al. (2008) and with MHB within the error bars (see Fig. 1).

Fig. 2 shows the probability density functions of the estimated parameters for the combination of 7 European SG records: Bad-Homburg, Moxa and Wettzell (Germany), Membach (Belgium), Medicina (Italy), Strasbourg (France), and Vienna (Austria). One readily remarks the large uncertainties, a low value for  $Q$ , and a significant correlation between  $T$  and  $\delta_1^R$ , and between  $Q$  and  $\delta_1^I$  for lower  $Q$ . These results find their origin first in the above-mentioned large error for the amplitude at  $\Psi_1$ . Indeed, the diurnal wave most affected by the resonance is  $\Psi_1$ . However,  $\Psi_1$  has a weak amplitude and its measurement within SG data is therefore difficult. It results in a poor constraint on the resonance parameters. Incidentally, the dissipation of  $\Psi_1$  should provide a strong constraint on the quality factor. Another factor is the deficient ocean loading correction: gravity measurements are widely affected by oceans, atmosphere and hydrological effects at small wavelengths. It results in noisier time series at high frequencies. For comparison purpose, in VLBI nutation series, the annual retrograde nutation ( $\Psi_1$ ) is well-determined (large amplitude). Moreover, the oceanic, atmospheric and hydrological effects are much lower in nutation than in surface gravity.

Ducarme et al. [12] provided mean values of 16 gravity records as well as a presumably improved ocean loading correction that led to smaller uncertainties on the fitted diurnal amplitudes (especially for  $\Psi_1$ ). Using this data set, it turns out that we obtain much better constrained parameters and a better agreement with the results from nutations for the RFCN frequency (see Fig. 3). Both  $T$  and  $Q$  now appear to be in agreement with the VLBI within the error bars. Nevertheless, correlations already pointed out in Fig. 2 still show up between  $\delta_1^I$  and  $Q$ , but to a smaller extent.

To conclude, it comes out from these preliminary studies that it becomes worth using simultaneously VLBI and SG data, especially since the parameter  $\delta_1$  exclusively plays through gravity data. It encourages the use of VLBI for constraining other parameters and strengthening the SG determination of the core potential Love number  $k_1^f$ . However, some problems do remain, that are linked to local loading corrections at SG locations, although recent attempts to

free data from these effects using wise combination methods, look promising.

## References

- [1] Sasao, T., S. Okubo, M. Saito, 1980, A simple theory on dynamical effects of stratified fluid core upon nutational motion of the earth, In: R.L. Duncombe (Ed.): Proc. International Astronomical Union Symposium 78, Dordrecht, Holland, Boston: D. Reidel Pub. Co., 165
- [2] Hinderer, J., 1986. Resonance effects of the Earth's fluid core. In: A. Cazenave (Ed.), Earth Rotation: Solved and Unsolved Problems, Reidel, Dordrecht, 277
- [3] Hinderer, J., W. Zürn, H. Legros, 1991, Interpretation of the strength of the nearly diurnal free wobble resonance from stacked gravity tide observations, In: J. Kakkuri (Ed.): Proc. 11th Int. Symp. Earth Tides, Schweitzerbart Verlag, Stuttgart, 549
- [4] Dehant, V., J. Hinderer, H. Legros, M. Lefftz, 1993, Analytical approach to the computation of the Earth, the outer core and the inner core rotational motions, Phys. Earth Planet. Int., 76, 259
- [5] Mathews, P.M., T.A. Herring, B.A. Buffett, 2002, Modeling of nutation and precession: New nutation series for nonrigid Earth and insights into the Earth's interior, JGR 107(B4), DOI 10.1029/2001JB000390
- [6] Feissel-Vernier, M., C. Ma, A.-M. Gontier, C. Barache, 2006, Analysis strategy issues for the maintenance of the ICRF axes, Astron. Astrophys., 452, 1107
- [7] Lyard, F., F. Lefevre, T. Letellier, O. Francis, 2006, Modeling the global ocean tides: modern insights from FES2004, Ocean Dynamics, 56, 394
- [8] Lambert, S.B., P.M. Mathews, 2006, Second-order torque on the tidal redistribution and the Earth's rotation, Astron. Astrophys., 453, 363
- [9] Lambert, S.B., V. Dehant, A.-M. Gontier, 2008, Celestial frame instability in VLBI analysis and its impact on geophysics, Astron. Astrophys., 481, 535
- [10] Tarantola, A., B. Valette, 1982, Generalized nonlinear inverse problems solved using the least squares criterion, Rev. Geophys. Space Phys., 20, 219
- [11] Florsch, N., J. Hinderer, 2000, Bayesian estimation of the free core nutation parameters from the analysis of precise tidal gravity data, Phys. Earth Planet. Int., 117, 21
- [12] Ducarme, B., H.P. Sun, J.Q. Xu, 2007, Determination of the free core nutation period from tidal gravity observations of the GGP superconducting gravimeter network, J. Geodesy 81, 179