



Evaluation of a Design Principle for Fostering Students' Epistemological View on Models and Modelling using Authentic Practices as Contexts for Learning in Chemistry Education

Gjalt Prins, Astrid Bulte, Albert Pilot

► To cite this version:

Gjalt Prins, Astrid Bulte, Albert Pilot. Evaluation of a Design Principle for Fostering Students' Epistemological View on Models and Modelling using Authentic Practices as Contexts for Learning in Chemistry Education. International Journal of Science Education, 2010, pp.1. 10.1080/09500693.2010.519405 . hal-00640235

HAL Id: hal-00640235

<https://hal.science/hal-00640235>

Submitted on 11 Nov 2011

HAL is a multi-disciplinary open access archive for the deposit and dissemination of scientific research documents, whether they are published or not. The documents may come from teaching and research institutions in France or abroad, or from public or private research centers.

L'archive ouverte pluridisciplinaire **HAL**, est destinée au dépôt et à la diffusion de documents scientifiques de niveau recherche, publiés ou non, émanant des établissements d'enseignement et de recherche français ou étrangers, des laboratoires publics ou privés.



Evaluation of a Design Principle for Fostering Students' Epistemological View on Models and Modelling using Authentic Practices as Contexts for Learning in Chemistry Education

Journal:	<i>International Journal of Science Education</i>
Manuscript ID:	TSED-2010-0064.R2
Manuscript Type:	Research Paper
Keywords :	Authentic practices, Models and modelling, Context-based
Keywords (user):	

SCHOLARONE™
Manuscripts

Evaluation of a Design Principle for Fostering Students' Epistemological View on
Models and Modelling using Authentic Practices as Contexts for Learning in
Chemistry Education

Abstract

Science education should foster students' epistemological view on models and modelling consistent with formal epistemology in science and technology practices. This paper reports the application of a curriculum unit in the classroom using an authentic chemical practice, 'Modelling drinking water treatment', as the context for learning. An authentic practice is defined as professionals working on an issue guided by common motives and purposes, according to a similar type of procedure and applying relevant knowledge. The epistemology on models and modelling in the practice was analysed and anchored in the curriculum unit. The knowledge involved was captured in a design principle 'content modelling'. A design principle provides heuristic guidelines to reach the intended pedagogic effects in the classroom. Throughout the field tests, research data were collected by means of classroom observations, interviews, audio-taped discussions, completed worksheets and written questionnaires. Students were able to evaluate the advanced model features of goodness of fit and reliability, and, to a lesser extent, validity. However, reflection on the modelling approach applied can be improved. The findings were used to reconsider the current completion of the design principle 'content modelling'. This study contributes to the acquisition of a knowledge base concerning the use of authentic practices as contexts for learning in chemistry education as well as in science education in a broader sense.

Introduction

One of the central goals of science education is to promote model-based reasoning in students ([Clement, 2000](#)). Students should understand that models are primarily a representation of ideas about phenomena and can be rejected, replaced or modified in order to fit new (empirical) data. [In addition, students should become acquainted with advanced model features, like reliability and validity, and with different modelling approaches and procedures.](#)

Before [discussing](#) further, we define our use of the terms model and the process of modelling in this study. [We use the term model as some structured representation, including symbolic elements, of the essential characteristics of an idea, object, event process or a system. \(Gilbert and Boulter, 2000; Schwarz and White, 2005\).](#) We use the term modelling for the process used in much of modern science [and technology](#) that involves (a) embodying key aspects of theory and data into a model, (b) evaluating that model using [advanced features](#) such as reliability and validity and (c) revising that model to accommodate new theoretical ideas or empirical findings ([Schwarz and White, 2005](#)). In this paper we concentrate on models and modelling in the [domain of chemical engineering sciences. In this paper we also use the term 'technology' to denote engineering approaches.](#)

Many modelling tasks given to students in school do not give rise to deeper understanding related to models and modelling ([Erduran and Duschl, 2004](#)). As reported in the literature, many students have difficulties grasping the essence of models and modelling ([Grosslight, Unger, Jay, & Smith, 1991](#)). Our central argument in this paper is that the epistemology of many school modelling tasks is antithetical to the epistemology of modelling [in science and technology. In the current paper we use](#)

the term 'epistemology' to denote the situational nature of knowledge, its continuous development and active interference with the world and its subjects and objects. Above argument has important implications for the design of modelling tasks conducted in schools. Science education involves more than learning theories and models devised by others, it also involves developing appreciation for the usefulness of the epistemology and assumptions of the discipline (Enfield, Smith, & Grueber, 2007). It has been claimed that this might be realised if students are engaged in modelling processes similar as those used in [real science](#) or [technology](#) settings (Edelson, 1998; Sadler, 2009). In this paper we refer to such settings as authentic modelling practices.

Authentic modelling practices are characterised by a community of workers working according to shared purposes, common motives and standardised procedures using relevant knowledge, tools and attitudes (Author-2, Author, Author, & Author-3, 2006; Author-1, Author-2, Author, & Author-3, 2008). Authentic modelling practices can be adapted into contexts for learning. If this is done so that students become meaningfully engaged, the assumption is that students come to construct, test and evaluate models guided by similar motives and convictions as in the authentic practice. In addition, students [will come to learn and use the epistemic notions consistent with the formal epistemology of the particular practice at hand](#). This vision of learning of is underpinned by the activity theory in education (Engestroem, 1987; Leont'ev, 1978).

In a previous study we adapted the authentic practice 'Modelling drinking water treatment' into a context for learning and applied the resulting curriculum unit in classroom (Author-1, 2010). In the present study, we evaluate and reflect on the learning outcomes related to models and modelling. We aim to elaborate the potential

of the approach outlined above and reflect on strategies applied in the teaching-learning process to focus students on the epistemology of models and modelling.

Theoretical framework

In this section we first summarise some major epistemological views regarding models and modelling [in science and technology](#). Secondly, we [focus on the epistemology of models and modelling](#) in the authentic practice ‘Modelling drinking water treatment’. Thirdly, we outline the major characteristics of the context for learning, including a description of [the instructional](#) strategies applied in the teaching-learning process to focus students on the epistemology of models and modelling.

Epistemology of models and modelling [in science and technology](#)

[Epistemology refers to one’s basic beliefs about what knowledge is in science and technology, including their respective activities \(Sensevy, Tiberghien, Santini, Laubé, & Griggs, 2008\). Although the science-technology relation is still under debate, we regard both domains as complementary to each other. Between both domains exists a weak and reciprocal interaction.](#)

[For the science domain,](#) the epistemologist Giere (1988) suggest a ‘naturalistic’ explanation based on how science is actually done in laboratories, offices, and so on. Giere treats scientific theories as a structured family of models, and distinguishes a perspective of discovery, in which new theories and models are created and elaborated, and a perspective of justification, where theories and models are tested against empirical evidence. In the latter, two interests are identified, namely ‘evidence-based’ and ‘value-loaded’. The evidence-based interest values theories and models on the basis of evidence. In contrast, the value-loaded interest leads scientists to prefer one theory or model over another independently of considerations of

evidence. One should keep in mind that the evidence-based and value-loaded interests are both valuable and do not exclude each other. In numerous occasions in science the evidence for preferring one theory or model over another purely on epistemic grounds is scant or poor, in which case value-loaded interests decide the issue. In this respect, value-loaded interests play a dual role. They structure theory and model choices within the perspective of justification under conditions of epistemic uncertainty, and they structure practice in the perspective of discovery. Value-loaded interests generate a kind of dynamics of scientific practice. Scientists do not just choose theories and models, they work on and with them.

Lenk (2003) argues that Giere’s combination of scientific models and their relation to real systems needs to be extended with a action-theoretical interpretation to account for the insoluble interconnection between knowledge, experimenting and action. Such view also covers technological approaches, since technology can be seen as an complex interaction between understanding and acting, requiring conceptual, procedural and methodological knowledge, expertise, skills and information (Ankiewicz and De Swardt, 2006). The type of understanding differs from the analytical understanding endorsed in science (Cajas, 1999). As a consequence, more concrete and pragmatic approaches are used to clarify key aspects of the object under examination. As for modelling, roughly two approaches can be distinguished: an empirical and mechanistic one. The mechanistic modelling approach starts from theoretical ideas about the object at hand, while the empirical modelling approach starts from experiment. The choice which modelling approach to follow is guided by epistemic notions such as design, failures, constraints of reality (e.g. kind of materials, costs, engineering standards), trade-offs, unintended consequences and negotiations.

The above view on [the modelling activity in science and technology corresponds with the characteristics given by](#) the epistemologist Hacking [\(1983/2005\)](#). The major points are:

- Theories are not easy to define.
- Observations are not necessarily theory driven. There have been important observations in the history of science [and technology](#) which have included no theoretical assumptions.
- Theory and experiments cannot be directly articulated. There is an 'enormously wide ranging intermediate activity best called model-building'.
- The activity of model-building consists of two processes; one starting from theory, which makes the theory more concrete or visible, and one from experiment, which makes this experiment more abstract.

[In the present study we unravelled the epistemology of models and modelling by taking an actual authentic practice as point of departure, that is the practice 'Modelling drinking water treatment'. In the next section we give an overview of this practice, with emphasis on the epistemology regarding models and modelling \(Author-1 et al., 2008\).](#)

Epistemology of models and modelling in the authentic practice 'Modelling drinking water treatment'

The treatment of drinking water, and the modelling thereof, is an ongoing matter of concern in many countries, since the quality of drinking water is an important area within the field of public health. Different kinds of contaminants, such as organic compounds and micro-organisms, need to be removed to produce safe drinking water. Several treatment methods are available for this purpose, such as sand filtration and activated carbon filtration. With growing pressures on water treatment, there is now a

greater need to optimise water works, whether to increase throughput, reduce operational costs, or minimise capital expenditure ([Rietveld and Dudley, 2006](#)).

Although drinking water treatment has a long history, the mathematical analysis of treatment processes is still young. Within this practice, many models are data driven, for example, that for coagulation/flocculation treatment. Other treatment processes, such as disinfection, filtration and activated carbon filtration, have been widely studied and the models have a sound basis. Two modelling approaches can be distinguished, namely mechanistic and empirical (or ‘black box’). Mechanistic models strive to understand and mathematically describe the mechanics underlying the processes occurring in a given system. Empirical models are simpler and are often obtained by fitting mathematical equations to a set of experimental data. Even though a mechanistic model is preferred, an empirical model is in many cases inevitable, especially when dealing with very complex processes or if the theoretical knowledge is simply lacking. In addition, empirical models are cheap and easily constructed compared to mechanistic models, and are equally powerful in describing process behaviour in response to external alterations, e.g., changes in process variables. Both modelling approaches are conceptualised in Figure 1.

INSERT FIGURE 1 ABOUT HERE

In an empirical model there is limited information from inside included in the model. One tries to establish a relation between input and output, based on outside information alone. In a mechanistic model information from inside is included, and consists of an argued assemblage of variables, including fit parameters to calibrate the model on empirical data. In short, the major epistemic notions guiding the modelling approach are:

1. [Purpose and/or function of the model;](#)
2. [Empirical vs. mechanistic modelling approach, e.g., the available theoretical knowledge regarding the treatment process and its complexity, taken as the number of effecting process variables;](#)
3. [Modelling procedure;](#)
4. [Model features goodness of fit, reliability and validity as criteria for evaluation.](#)

[In the following section we describe how these four epistemic notions are concretised and incorporated in the context for learning.](#)

[Authentic practice ‘Modelling drinking water treatment’ as a context for learning](#)

The authentic practice ‘Modelling drinking water treatment’ comprised the modelling of multiple treatment processes, numerous substances and quality parameters. For use as a context for learning, we decided to focus, or ‘zoom in’, on one particular treatment step and quality parameter, namely the removal of turbidity by coagulation/flocculation ([Author-1, Author-2, Author, & Author-3, 2009](#)). [The unit of measure of turbidity is the nephelometric turbidity unit \(NTU\). The turbidity of surface water normally varies between 0 till 50 NTU. In general, the legally set maximum allowed turbidity for drinking water is about 4 NTU.](#) The main reason for focussing on turbidity removal by coagulation & flocculation is the availability of small-scale laboratory experiments suitable for the school environment ([Author-1, 2010](#)). Turbidity is caused by suspended matter, such as [clay](#) particles and colloids. The coagulation/flocculation treatment is affected by a variety of process variables, such as type and dose of coagulants and flocculants, starting turbidity, acidity (*pH*), salt concentration, mixing effects and temperature. [The purpose of the modelling is to be able to predict the end turbidity as a function of the ‘raw’ water quality and process conditions \(epistemic notion 1\).](#) An [empirical](#) modelling approach ([epistemic notion](#)

2) is applied to find correlations between [the starting turbidity](#), end turbidity and [effecting](#) process variables and to formalise these in mathematical models. In the context for learning, all the above process variables are identified, but only three process variables are experimentally investigated, namely dose coagulant, starting turbidity and temperature. The removal efficiency can be formalised by the formula $Turbidity_{out} = f(turbidity_{in}, dose_coagulant, Temperature)$. Figure 2 depicts a conceptualised scheme of the empirical modelling approach, as applied in the context for learning. $Turbidity_{in}$ denotes the incoming turbidity, while $turbidity_{out}$ denotes the residual turbidity.

INSERT FIGURE 2 ABOUT HERE

The modelling [procedure \(epistemic notion 3\)](#) consists of three major stages ([Author-1, 2010](#)):

- I. Identify major process variables, based on chemistry underlying coagulation/flocculation mechanisms;
- II. Conduct experiments under controlled conditions:
 - Measure the end turbidity ($turbidity_{out}$) as function of the process variables; dose coagulant, starting turbidity ($turbidity_{in}$) and temperature. In each series, only one process variable is changed while the other two are held constant;
 - Present the experimental data in scatter plots;
- III. Perform regression:
 - Select those process variables with significant correlation;
 - Conduct single regression: fit linear and non-linear (power) regression models on the data;
 - Conduct multiple regression: fit additive and multiplicative models on the data:

- Multiple linear regression model (additive model, in which process variables are assumed not to interact with each other):

$$Turbidity_{out} = a + b_1Turbidity_{in} + b_2Dose_coagulant + b_3Temperature$$

- Multiple power regression model (multiplicative model, in which interaction between process variable is taken into account):

$$Turbidity_{out} = a(Turbidity_{in}^{b_1})(Dose_coagulant^{b_2})(Temperature^{b_3}).$$

The regression models are evaluated on the following [features \(epistemic notion 4\)](#):

- *Goodness of fit*: indicated by the value of R^2 . Theoretically, R^2 can reach the maximum value of 1, denoting a perfect fit. However, all values > 0.8 are qualified as a good fit. A notable aspect is that the goodness of fit becomes more significant the more measurements are available;
- *Reliability*: depending on the number and accuracy of the gathered experimental data, to be judged by the (team of) researcher(s);
- *Validity*: the tested range of the process variables, e.g. $X_1 < turbidity_{in} \text{ (NTU)} < X_2$, $Y_1 < dose \text{ coagulant (mg/L)} < Y_2$ and $Z_1 < temperature \text{ (}^\circ\text{C)} < Z_2$.

In conclusion, the applied [empirical](#) modelling [approach](#) for turbidity removal by coagulation/flocculation can be characterised as ‘value-loaded’ (complex process, use an additive or multiplicative regression model) within the perspective of justification (models are fitted on empirical data), starting from an experimental point of view (select significant process variables, make the data more abstract). [Next](#), we turn to [instructional](#) strategies to apply in the teaching-learning process [to ensure that](#) students [gain understanding on the](#) epistemic [notions as](#) described above.

Strategies to focus students on the epistemology of models and modelling

We expect that students are aware of the [mentioned epistemic notions](#) in a rudimentary sense [at the beginning of their learning process](#). However, students lack the knowledge and experience to give completion to the epistemic [notions](#), and qualitatively describe and discuss them. The challenge is to design a teaching-learning process such that students [get clear sight on these notions](#) in the intended way. [To achieve this as a pedagogic effect of teaching, there is need for explicit instructional strategies \(Chinn and Malhotra, 2002\)](#) regarding the details and sequence of the teaching-learning activities.

Design principles are defined as tools providing heuristic guidelines by means of strategy components for realising pedagogic effects in class [\(Van den Akker, Gravemeijer, McKenny, & Nieveen, 2006\)](#). Design principles link *strategy components*, e.g., what to do, how precisely, when in the sequence, with what tools and how enacted, *pedagogic effects*, e.g., students' [epistemic notions regarding](#) models and modelling, and *arguments*, e.g., literature on educational research, empirical findings from previous applications and/or practical considerations. In the adaptation of the authentic practice into a context for learning we distinguished three design principles, labelled *context*, *content modelling* and *chain of activities* [\(Author-1, 2010\)](#). In the current study we focus specifically on the functioning of the design principle of 'content modelling'. The principle of 'content modelling' deals with focussing learners on the essential generic content regarding models and modelling. Figure 3 depicts the design principle 'content modelling'.

INSERT FIGURE 3 ABOUT HERE

In this study we evaluate to what extent the strategy components lead to the intended pedagogic effects, e.g., students' [epistemic notions regarding](#) models and modelling, and reflect on the underpinning arguments.

Scope and research question

This research study is positioned within the broader perspective of developing and investigating context-based curriculum units in science education. The aim of this study is to contribute to a knowledge base regarding the use of authentic chemical modelling practices as contexts for learning. [The present study builds on a previous one, in which the authentic practice ‘Modelling drinking water treatment’ was selected as suitable context for learning \(Author-1 et al., 2009\). The selection was based upon criteria students’ interest, ownership, familiarity and complexity. The topic of water treatment is well known in Dutch curriculum. In general, students are familiar with basics treatment methods \(e.g. filtration, adsorption, precipitation, aeration\) and the major concepts involved \(e.g. alkalinity, oxidation, contaminants\). However, students are unfamiliar with the employed mathematical models, as well as the applied modelling approaches. Currently, the Dutch chemistry \(Van Koten, De Kruijff, Driessen, Kerkstra, & Meinema, 2003\) and science \(KNAW, 2003\) curricula are under revision to make way for new topics, such as modelling. Within this respect, the current Dutch developments and this research study can be positioned within the international trend to implement and investigate context-based approaches \(Author-3 and author-2, 2006\).](#)

We designed a curriculum unit which [enacted](#) in the classroom, with students in grade 10 and 11 (age 16–17 years), in upper secondary chemistry education. [The evaluation was focussed](#) on the functioning of the design principle of ‘content modelling’. The central research question addressed here is:

To what extent does the current completion of the design principle of ‘content modelling’ lead students to acquire the intended insight into epistemology of models and modelling?

Method

In this section we describe the designed curriculum unit and its application in the classroom, the participants, the data collection and analysis.

Design-based research

Our design-based research approach strongly resembles what Cobb, Confrey, DiSessa, Lehrer, and Schauble (2003) described as ‘design experiments’ conducted in the classroom. This approach implies the instructional design of a teaching-learning process, accompanied by a set of argued expectations of how the process is expected to take place and why it should operate according to these expectations (Lijnse, 1995). These expectations are based on literature as well as empirical findings in previous research cycles. The teaching-learning process is designed in close cooperation with teachers. The testing of the process takes place in a small-scale case study, with a classroom and its teacher as the unit as analysis (Cobb, Stephan, McClain, & Gravemeijer, 2001). The findings are used to evaluate the design principle, which might give reasons for a (partial) redesign to be tested in the next research cycle.

The curriculum unit

The curriculum unit consists of five separate learning phases, in which different instructional functions are to be achieved. In Table 1 the broad outline of the curriculum unit is described per learning phase. In Appendix A all the teaching-learning activities are described in detail.

INSERT TABLE 1 ABOUT HERE

Application in the classroom

The curriculum unit was put into practice at four different schools in the Netherlands in the period from January to June 2008. In two of the schools, the curriculum unit

was tested in detail with respect to the functioning of the design principle ‘content modelling’, as case studies. Both of these schools can be characterised as rural schools with few students from ethnic minorities. In total 44 students participated, aged 16–17 years, and in grades 10 and 11. The curriculum unit comprised eight lessons of 50 minutes, excluding time for private study. The students worked in teams of four persons (11 teams in total). The teachers were well acquainted with the content and pedagogy of the curriculum unit, since they were involved in the [process of designing the unit](#) (author-1, 2010).

Data collection and analysis

Given the purpose of this study, the data required [were primarily](#) qualitative. The data collection and analysis [are](#) concentrated around teaching-learning activities (TLA) that are regarded as critical as it comes to learning epistemology of models and modelling. The analysis consisted of four stages.

In the first stage, preceding the actual data analysis, two researchers (first and second authors of this paper) developed and agreed upon a frame of reference as a coding scheme. This frame of reference consists of a set of expected students’ notions per (cluster of) teaching-learning activities. The teaching-learning activities are the operational construct of the strategy components A to E (see Figure 3), while the students’ [epistemic notions \(intended pedagogic effects\) refer to the epistemic notions described in the theoretical framework](#). In Appendix B the frame of reference is described in detail.

In the second stage, the data [were](#) analysed by both of the researchers independently, using this pre-formulated frame of reference.

In the third stage, all the codes were combined to reveal major trends and findings. Firstly, for each teaching-learning activity per student team, if at least 80% of the intended pedagogic effects were realised, the corresponding strategy component was deemed fully accomplished. If between 20 and 80%, the valuation was partial, and if between 0 and 20% it was deemed to have achieved a low level of accomplishment. Secondly, for each strategy component, the judgements of all the student teams were combined. A particular strategy component itself was deemed fully accomplished if it scored high in at least 80% of all student teams. A strategy component was deemed low, if 80% of all student teams judged it partly accomplished or less. In case of a score somewhere between these two extremes, the strategy component was deemed partly accomplished. Thirdly, a rater consistency check was conducted by calculating the intraclass correlation coefficient using a two-way mixed effects model ([Shrout and Fleiss, 1979](#)).

In the fourth stage, both researchers discussed all the judgments to identify underlying considerations, to unravel students' perspectives and to reflect on the strategy components applied. Finally, all the results were discussed by the complete research team.

The collected data sources are audio-taped conversations of student teams at work, written answers of student teams, interviews with student teams and field notes. Below, we briefly describe each data source and specific analysis procedure.

Audio-taped conversations

While working on teaching-learning activities (TLA) 18-19, the conversations of the student teams at work were audio-taped. Next, the conversations were transcribed

verbatim, and coded by both researchers independently from an interpretative perspective ([Smith, 1995](#)) using the frame of reference.

Written answers

All written answers from the student teams on teaching-learning activities (TLA) 3, 5, 14-16, 18-19, and the factsheets, were coded by two researchers (first and second author) independently using the frame of reference.

Interviews

Each student team was interviewed during or shortly after having accomplished teaching-learning activity (TLA) 3. The interview was semi-structured with the aim being to reveal the students' perspectives on (a) the purpose of the modelling and (b) the modelling procedure to apply (common sense modelling approach). The length of the interview was approximately 10 minutes. The interviews were audio-taped and transcribed *verbatim*. Next, the interviews were coded by both researchers independently from an interpretative perspective ([Smith, 1995](#)) using the frame of reference.

Field notes

During the complete enactment of the curriculum unit on both schools field notes were made by the first author of this paper. The major purpose of the field notes was to check whether the strategy components, and corresponding teaching-learning activities, were enacted in class with sufficient quality.

Results

In this section we present the results for each strategy component. At the end, we combine and summarise the findings to answer the research question. The teaching-learning activities were enacted in the classroom as planned. The analysis showed a

substantial consistency between the raters reflected in the intraclass correlation coefficient of 0.78.

Strategy component A: Visualise and conceptualise for students the example problem on which they are going to work:

- demonstrate treatment step coagulation/flocculation
- conceptualise the modelling problem as an input-output system

The results show that all teams do notice the process variables of dose coagulant and starting turbidity. Other process variables mentioned were stirring effects, temperature and type of coagulant. All teams recognised the variability of the input. As for the purpose of modelling, ten teams mention the dose coagulant in order to produce clear water. To achieve this, in general, two perspectives are brought to the fore. Six teams propose to concentrate on the relation between the end turbidity and the dose coagulant. On the contrary, five teams suggest focussing explicitly on the process, typified by statements such as *'elucidate what happens on a molecular level'*.

Team 7's written answer on teaching-learning activity 3 was:

'Which substances cause the turbidity? What exactly happens? What causes the particles to grow during the stirring phase?'

Ten teams formulated a modelling procedure in response to the plenary demonstration. The majority of the teams (10) focussed on conducting experiments to investigate the variability of external factors, as exemplified below:

Team 4 describes their procedure as follows:

'... try different amounts [dose coagulant], and each time test the residual turbidity and coagulant. If you notice that too much turbidity remains, or too much

coagulant, then you can determine the situation in which both are the lowest possible. But, since it is variable, you need to test it each time.'

Examples of other mentioned procedural steps are '*study which substances reside in turbidity*' and '*find out the best coagulant that leads to coagulation*'. In Table 2 the results are summarised, including some general remarks on the functioning of strategy component A.

INSERT TABLE 2 ABOUT HERE

Strategy component B: Supply students with a worked-out analogous modelling problem as a leading example:

- factsheet '*modelling removal of trichloromethane by activated carbon filtration*'

The strategy to bring in a worked-out analogous modelling problem aims to make explicit the meta-modelling knowledge. Ten teams considerably enriched their rudimentary modelling procedure, as formulated in teaching-learning activity 3. Team 9 describes the modelling procedure as follows (for reasons of length, only the main procedural steps, shortened and summarised, are presented):

- *Explain the working of the treatment step:*
 - *Schematic representation of treatment step*
 - *List of process variables*
- *Process variables:*
 - *Overview of qualitative influence of each process variable*
 - *List of process variables to be researched \ kept constant*
- *Empirical data:*
 - *Plot all gathered data in diagrams*
 - *Draw conclusions from diagrams*

- *Correlation & regression:*
 - o *Analyse the diagrams for correlation*
 - o *In case of correlation -> conduct regression*
 - o *Determine goodness of fit (value R^2)*
- *Evaluate & reflect*
 - o *Evaluate the mathematical model on reliability*
 - o *Recall the purpose of the modelling*
 - o *Advise on future research.*

The [advanced model features](#) goodness of fit, reliability and validity, however, were only notified by four teams. In Table 2 the results are summarised, including some general remarks on the functioning of strategy component B.

Strategy component C: Involve students in a series of teaching-learning activities emphasising the nature, characteristics and wording of the model(s) at hand:

- perform experiments;
- construct scatter plots;
- analyse and typify correlations;
- perform single and multiple regression.

Strategy component C embodies some key aspects regarding modelling. First of all, student teams analyse scatter plots to characterise the type of correlations. Secondly, students fit regression models on the data, both linear and power. Thirdly, students evaluate the regression models on aspects goodness of fit, reliability and validity.

The results show that nine teams were able to draw correct conclusions regarding the correlations based on the scatter plots. The drawing of the scatter plots gave the student teams more insight into the quality of their measurements. The teams

evaluated each single data point (whether or not falling within the trend) and deleted doubtful measurements. The process variables of dose coagulant and starting turbidity correlated clearly with end turbidity. However, the temperature was less obvious. Six teams concluded that the correlation of the temperature was not significant, and thus could be excluded from further analysis, as typified in Figure 4.

INSERT FIGURE 4 ABOUT HERE

The majority of the teams (10) did understand the arguments either to leave out or take into account the temperature. For example, here is Team 7 discussing with the teacher the construction of multiple regression model:

S4: ... And if we combine two [process variables], you leave one [process variable] constant, ... and if you combine three [process variables], then you should hold two [process variables] constant [in each series of experiments]. ... So, if we combine three [process variables], then you get the constant values of the other two, and [the model] becomes even less accurate.

Teacher: It [the model] will become less accurate, yes. But, what determines whether or not you take into account the temperature?

S2: How much influence it has.

Teacher: Right!

S3: And how much it differs with [the temperature of] the water taken in [by the drinking water treatment plant].

All teams were able to determine the best line (linear or power) through the scatter plots, including the mathematical formula. While beyond the scope of the exercise, six teams also fitted exponential (and even logarithmic) regression models. These teams extensively used the [advanced model feature](#) goodness of fit as an evaluative

criterion. This fact brought to the fore a fundamental limitation of the [empirical](#) modelling approach: the absence of theoretical arguments to navigate to a particular regression model. We will come to this point later on.

In total nine teams succeeded in constructing a multiple regression model. The remaining two teams failed in multiple regression. In valuating the regression models, seven teams used goodness of fit as the decisive criterion. Only four teams explicitly formulated the validity of the constructed regression models. In Table 2 the results are summarised, including some general remarks on the functioning of strategy component C.

Strategy component D: Let students apply the constructed model in a real-world setting:

- calculate the dose of coagulant needed to produce clear water.

Six teams succeeded in calculating the dose coagulant and reflected upon the predictive value of the outcomes. However, the findings reveal that in total ten teams argued about the predictive value of their constructed model. Arguments brought to the fore vary from ‘process variables not taken into account’ to ‘model based on inaccurate measurements’.

Team 5 qualifies the model outcome as follows:

This seems to us a not likely outcome to add 20.6 g/L coagulant [to produce water with 1 NTU]. Our model is also not valid in this situation: the pH and temperature are different. This means that our model should be adapted.

Four teams judge their model outcomes as unpredictable, but suggest comparing the outcomes with real-world data, as exemplified by the statement below:

Team 10 reflect on the model outcomes as follows:

To see whether this [outcome] is real, it should be tested for reliability by conducting this experiment in the real world [not laboratory setting] multiple times. If the amount of added coagulant proves to be around 132 mg/L, then the model outcomes are trustworthy. This, of course, should be tested multiple times under varying conditions ...

The majority of the teams (10) conclude that more (accurate) measurements are needed and that more process variables should be researched to 'make the model fit for every situation'. Four teams argue explicitly for testing the model in a real industrial plant environment, showing that these students are aware of the present state of the model. In Table 2 the results are summarised, including some considerations on the functioning of strategy component D.

Strategy component E: Let students compare different modelling approaches:

- compare the black-box modelling approach with the mechanistic approach

The findings reveal that ten teams identified the [empirical](#) modelling approach and evaluated the approach, as shown by statements below:

The 'black box' approach is quick, easy and also effective as it comes to describing process behaviour. (Team 3)

The 'black box' is just a big experiment, you test process variables, apply regression and construct a formula. A 'mechanistic' approach is much more theoretical regarding which process variables and why. (Team 7)

We did not know exactly what happens during the process. (Team 2)

If high (> 0.8) [value R^2], then alright according to the 'black box' method, but theoretically much remains unclear. (Team 8)

All teams underline the need for future research, using the [advanced model feature](#) goodness of fit, as well as the quality of the measurements, as primary arguments.

Four teams explicitly suggest following a more mechanistic approach, as they felt uncomfortable with the empirical modelling approach.

Team 1 suggest future research:

S3: Is there reason for a follow up? You could ...

S4: extensive ...

S3: ...develop a mechanistic model for an exact description of the working and behaviour of the process.

S2: cause ...

S3: well, ... with use of a mechanistic model you can give an exact description.

More or less a follow up of teaching-learning activity 18, all teams again articulate the need to improve the quality of the measurements. Team 4 proposed implementing some kind of JAR test, in which all experiments are done in exactly the same manner.

As for typifying the general problem regarding input-output systems, the answers vary from ‘*account for variable input, not just one variable*’, ‘*apply black box or mechanistic approach*’ to ‘*variability of external [variables](#)*’. On average, the teams emphasise ‘*variability*’ as a major problem. Four teams formulated a general procedure for modelling input-output systems, although regression as an essential step was mentioned only once. However, the exact learning gain on meta level remains unclear. It is questionable whether the learning gain is largely absent, or that it is simply not measured. In Table 2 the results are summarised, including some considerations on the functioning of strategy component E.

Summary of main findings on the strategy components

The results for the strategy components A to E are summarised in Table 2. For each strategy component, we also present the major considerations (successful aspects, as well as opportunities and/or possible improvements). As becomes clear, strategy components A (visualise and conceptualise the example problem) and B (supply students with a worked-out analogous problem) function to a sufficient extent. However, strategy component C (involve students in the nature, characteristics and wording of the models at hand) needs redesign. A main aspect to consider is how to construct a continuous line of teaching-learning sequences from single to multiple regression, such that students arrive at the intended multiple regression model(s). Strategy components D (let students apply the constructed model in a real-world setting) and E (let students compare different modelling approaches), finally, do function as expected and give rise to the intended pedagogic effects, but their functioning can still be improved.

Conclusion and discussion

The aim of this study was to elaborate knowledge regarding the use of authentic chemical modelling practices as contexts for learning. The knowledge involved was captured in the design principle of 'content modelling' with five strategy components. The principle of 'content modelling' deals with focussing learners on the [epistemology of models and modelling. The research question was: to what extent does the current completion of the design principle of 'content modelling' lead students to acquire the intended insight into epistemology of models and modelling?](#)

The results show that four out of five strategy components (A, B, D, E) function sufficiently. Strategy component C, however, requires reconsideration. In this final section we reflect on the functioning of each strategy component, as well as the broader applicability of this design principle for adapting other authentic modelling

practices into curriculum units. In addition, we formulate implications for future research.

Reflections on the functioning of the strategy components

Based on the findings on the pedagogical effects, it can be concluded that strategy component A (visualise and conceptualise the example problem; [epistemic notions 1 and 3](#); see [section 'Theoretical Framework'](#)) functions as expected, especially for identifying the process variables, and formulation of the purpose of the modelling as well as a rudimentary modelling procedure. The results show that nearly half of the teams suggest [an](#) empirical approach, and the others suggest a mechanistic approach. To further underline the pros and cons of the modelling approach to apply, we add a new strategy component: point out and discuss in class the appropriate modelling approach. A goal of [the](#) strategy components A (visualise and conceptualise the example problem) and E (let students compare different modelling approaches) was to conceptualise the coagulation/flocculation treatment step as an example case of an input-output system. This was introduced in strategy component A, and recalled in strategy component E. It was intended that the students would grasp the broader applicability of the empirical modelling approach for complex input-output systems. However, none of the teams took notice of the broader applicability. We are a bit cautious to draw explicit conclusions about this, because the broader applicability can be typified as (a sort of) meta-knowledge, which was hardly made explicit by students (see results on strategy component E). However, the findings suggest that conceptualisation *alone* does not automatically led students to see the broader applicability. Mentioning other input-output systems that would be recognisable from students' perspective, for which an empirical modelling approach is feasible, might support such understanding.

It can be concluded that strategy component B (supply students with a worked-out analogous problem; [epistemic notions 3 and 4](#); see section 'Theoretical Framework') works sufficiently for evoking and expressing a modelling procedure. It enriches students' prior modelling knowledge and informs them about modelling activities to conduct. However, the majority of the teams did not note the [advanced model features](#). Such orientation early in the curriculum unit is regarded as essential, because these [features](#) are recalled later on in the curriculum unit to evaluate the constructed regression models. We propose to extend the strategy component with measures that will direct students to the [advanced model features](#).

Strategy component C (involve students in the nature, characteristics and wording of the models at hand; [epistemic notion 4](#); see section 'Theoretical Framework'), however, needs reconsideration. The results show that the proposed gradual formalisation of the observed trends is effective, but demands a careful outlining at the fine granularity of teaching-learning activities. Two major aspects came to the fore:

- The significance of the correlation, e.g., in the present case, the temperature;
- Construction of a continuous line of teaching-learning activities from single to multiple regression.

It seems advisable to emphasise the significance of the correlation in the teaching-learning process, in terms of (1) [number](#) of measurements and (2) value of the correlation coefficient. Students need understanding on this matter to be able to judge whether a process variable should be taken into account or not. In the authentic practice, a multiple regression is applied in a straightforward way. However, in the current teaching-learning process the line of reasoning runs via single regression, because students are unfamiliar with regression. It was expected that multiple

1
2
3 regression is (too) complex for students to learn straight away. The single regression
4
5 was thus built in as an intermediate stage. From [the viewpoint of engineering](#)
6
7 [sciences](#), this intermediate step is questionable. At this point we see two options:
8
9

- 10
11 a. Skip single regression and directly conduct a multiple regression in class. Students
12 immediately fit additive and multiplicative models to the data, using computer
13 program MS Excel; or
14
15
16
17 b. Assume a linear (or power) correlation between dose coagulant and/or starting
18 turbidity with end turbidity. Explain the assumed correlation as much as possible
19 based on the way the particles interact. Next, conduct single regression, followed
20 by multiple regression, in which additive and multiplicative models are fitted.
21
22
23
24
25
26

27 Further research is needed to elaborate the pedagogic effects of both options.
28
29

30 Strategy component D (let students apply the constructed model in a real-world
31 setting; [epistemic notions 1 and 4](#); see section 'Theoretical Framework') proved
32 successful in inducing a motive among students to evaluate their model outcomes
33 explicitly. The majority of the teams came up with relevant considerations, especially
34 regarding the number and accuracy of the measurements. This might be an indication
35 that students understand that the quality of the measurements is extremely important
36 in a black-box modelling approach. However, the actual calculation of the dose
37 coagulant using the constructed model needs redesign. In addition, the notion that the
38 model has been constructed in a laboratory setting, and thus needs extensive testing in
39 an industrial environment preceding real usage, can be fostered.
40
41
42
43
44
45
46
47
48
49
50
51
52

53
54 The strategy component E (let students compare different modelling approaches;
55 [epistemic notion 2](#); see section 'Theoretical Framework') proved successful in
56 evaluating the applied modelling approach. Students encountered that science [and](#)
57 [technology](#) is not a straightforward process, but implies fundamental choices with
58
59
60

pros and cons. We propose to further strengthen the strategy component with an explicit focus on estimations made, assumptions and neglected variables. In our opinion, through discussing and comparing different modelling approaches earlier in the teaching-learning process, students' views on the epistemology of the applied modelling approach might be fostered.

Summarising all the implications, we come to a slightly altered and generalised filling-in of the design principle 'content modelling', as depicted in Figure 5.

INSERT FIGURE 5 ABOUT HERE

The results give rise to the incorporation of an extra strategy component, namely to discuss and to point out the appropriate modelling approach early in the teaching-learning process.

Reflections on fostering students' epistemological views of models and modelling

We started this paper with the statement that the epistemology of many school modelling tasks is antithetical to the epistemology of modelling [in real science and technology practices](#). Traditionally, school science (unintentionally) presents students with a straightforward route to the development of new models, leaving out the difficulties and failures inherent in conducting research. We argue that engaging students in authentic practice-based modelling processes might offer a way out. The results obtained in the present study support the arguments and encourage further research on the design challenges. Science curricula, emphasising learning about the nature, purpose and construction of models, has the potential to enable students to develop accurate and productive epistemologies of science [and technology \(Schwarz and White, 2005\)](#). However, as reported in the literature, simply engaging students in developing models is not enough to achieve epistemological sophistication [\(Carey and](#)

1
2
3 [Smith, 1993](#)). One needs to add a “meta modelling layer”, which enables students to
4
5 develop explicit theories about the nature of models themselves. [Sandoval \(2005\)](#)
6
7 [argues that individuals can rely on multiple epistemologies to interact in different](#)
8
9 [contexts, eliciting students’ ideas, challenging those ideas and introducing alternative](#)
10
11 [ideas](#). In our opinion, this can be realised by engaging students in different authentic
12
13 modelling practices, in which different epistemological views are employed, such as
14
15 constructing mechanistic and [empirical](#) models. By doing so, we expect that students
16
17 will gain a richer, more varied perspective on science [and technology](#). In addition, it
18
19 enables students to gain some insight into socio-scientific values related to authentic
20
21 practices. However, as might become clear from this study, there are still multiple
22
23 (major) design challenges in using authentic practices as contexts for learning. The
24
25 promising results can only be achieved by high quality in the design and enactment of
26
27 the teaching-learning process.
28
29
30
31
32

33 Limitations

34
35
36
37 The conclusions of this study are subject to at least three limitations. Firstly, it should
38
39 be noted that this particular authentic practice was selected after a thorough evaluation
40
41 [\(Author-1 et al., 2008\)](#). It is important to select authentic modelling practices which,
42
43 in principle, are feasible for upper secondary chemistry education. Secondly, the
44
45 design principle ‘content modelling’ applies to (1) using an authentic practice as the
46
47 context for learning, (2) the domain of models and modelling, and (3) students in
48
49 grades 10 and 11 (aged 16–17 years), high school chemistry (upper secondary level).
50
51 The present filling-in of the principle emerged from the adaptation and enactment of
52
53 only one authentic practice. The application of this design principle to other authentic
54
55 modelling practices, either within chemistry or other science domains, needs to be
56
57 examined. Thirdly, the teachers involved were all well informed about the pedagogy
58
59
60

of the curriculum unit. Other teachers willing to enact the curriculum unit and to apply this design principle should be confident with the domain specific pedagogy.

Implications for future research

Further development of design principles, or equivalent ways for capturing knowledge on educational designs, is important, because it bridges (abstract) theories on learning with the design of concrete teaching-learning activities in class. There is a need for such explicit knowledge, since in many curriculum innovations teachers are designated as the developers of teaching-learning processes. In the next stage of this project we will focus on the broader applicability of the design principle of 'content modelling'. The fact that model-based teaching and learning is widely regarded as central in science education makes it worthwhile to develop further a knowledge base about the use of authentic modelling practices as contexts for learning.

References

[Author-1. \(2010\).](#)

[Author-1, Author-2, Author, & Author-3. \(2008\).](#)

[Author-1, Author-2, Author, & Author-3. \(2009\).](#)

[Author-2, Author, Author, & Author-3. \(2006\).](#)

[Author-3 & author-2. \(2006\)](#)

[Ankiewicz, P., & De Swardt, E. \(2006\). Some Implications of the Philosophy of Technology for Science, Technology and Society \(STS\) Studies. *International Journal of Technology and Design Education*, 16, 117-141.](#)

[Cajas, F. \(1999\). Public understanding of science: using technology to enhance school science in everyday life *International Journal of Science Education*, 21\(7\), 765-773.](#)

- Carey, S., & Smith, C. (1993). On Understanding the Nature of Scientific Knowledge. *Educational psychologist*, 28(3), 235-251.
- Chinn, C. A., & Malhotra, B. A. (2002). Epistemologically Authentic Inquiry in Schools: A Theoretical Framework for Evaluating Inquiry Tasks. *Science Education*, 86, 175-218.
- Clement, J. (2000). Model based learning as a key research area for science education. *International Journal of Science Education*, 22, 1041-1053.
- Cobb, P., Confrey, J., DiSessa, A., Lehrer, R., & Schauble, L. (2003). Design experiments in educational research. *Educational Researcher*, 32(1), 9-13.
- Cobb, P., Stephan, M., McClain, K., & Gravemeijer, K. (2001). Participating in classroom mathematical practices. *The Journal of the Learning Sciences*, 10(1&2), 113-163.
- Edelson, D. C. (1998). Realising authentic science learning through the adaptation of scientific practice. In B. J. Fraser & K. G. Tobin (Eds.), *International Handbook of Science Education* (Vol. I, pp. 317-331). Dordrecht: Kluwer.
- Enfield, M., Smith, E. L., & Grueber, D. J. (2007). "A sketch is like a sentence": Curriculum structures that support teaching epistemic practices of science. *Science Education*, 92(4), 608-630.
- Engestroem, Y. (1987). *Learning by expanding: An activity-theoretical approach to developmental research*. Helsinki: Orienta-Konsultit.
- Erduran, S., & Duschl, R. A. (2004). Interdisciplinary characterizations of models and the nature of chemical knowledge in the classroom. *Studies in Science Education*, 40, 105-138.
- Giere, R. N. (1988). *Explaining science*. Chicago: The University of Chicago Press.

- Gilbert, J. K., & Boulter, C. J. (2000). *Developing models in science education*. Dordrecht: Kluwer Academic Publishers.
- Grosslight, L., Unger, C., Jay, E., & Smith, C. (1991). Understanding models and their use in science: conceptions of middle and high school students and experts. *Journal of Research in Science Teaching*, 28(9), 799-822.
- Hacking, I. (1983/2005). *Representing an intervening*. Cambridge: University Press Cambridge.
- KNAW. (2003). *Robuuste profielen in het voortgezet onderwijs [Profiles for secondary science education]* Amsterdam: KNAW [Dutch Royal Academic Society].
- Lenk, H. (2003). A Reappraisal Regarding "Theories" and "Theoretical Concepts": Towards an Action-Theoretical and Technology-Oriented Philosophy of Science and Epistemology. In C. Politis & W. Schommers (Eds.), *Grasping Reality. An Intertation-Realistic Epistemology* (Vol. 5, pp. 72-89). Singapore: World Scientific Publishing.
- Leont'ev, A. N. (1978). *Activity, consciousness and personality*. Englewood Cliffs, New Yersey: Prentice-Hall, Inc.
- Lijnse, P. L. (1995). 'Developmental research' as a way to empirically based 'didactical structure of science'. *Science Education*, 79(2), 189-199.
- Rietveld, L. C., & Dudley, J. (2006). *Models for drinking water treatment. Review state-of-the-art* (No. 6).
- Sadler, T. D. (2009). Situated learning in science education: Socio-scientific issues as contexts for practice. *Studies in Science Education*, 45, 1-42.
- Sandoval, W. A. (2005). Understanding students' practical epistemologies and their influence on learning through inquiry. *Science Education*, 89, 634-656.

Schwarz, C. V., & White, B. Y. (2005). Metamodeling knowledge: Developing students' understanding of scientific modeling *Cognition and Instruction*, 23(2), 165-205.

Sensevy, G., Tiberghien, A., Santini, J., Laubé, S., & Griggs, P. (2008). An epistemological approach to modeling: Cases studies and implications for science teaching. *Science Education*, 92(3), 424-446.

Shrout, P. E., & Fleiss, J. L. (1979). Intraclass correlations: Uses in assessing rater reliability. *Psychological Bulletin*, 86(2), 420-428.

Smith, J. A. (1995). Semi-structured interviewing and qualitative analysis. In J. A. Smith, R. Harre & L. Van Langenhove (Eds.), *Rethinking Methods in Psychology*. (pp. 9-26). Thousand Oaks: Sage.

Van den Akker, J., Gravemeijer, K., McKenny, S., & Nieveen, N. (2006). Educational design research. London: Routledge.

Van Koten, G., De Kruijff, B., Driessen, H. P. W., Kerkstra, A., & Meinema, H. A. (2003). Building Chemistry. A Blueprint to initiate renewal of the chemistry programme in upper secondary education in the Netherlands (No. VO/2331/D/03-117). Enschede, NL: SLO.

Appendix A. Overview of the curriculum unit in terms of content and sequence of teaching-learning activities

In this appendix the curriculum unit is described in terms of content and sequence of teaching-learning activities per learning phase.

Phase I: Orientate on the practice

Content related questions	Sequence of teaching-learning activities (TLA) including desired learning outcomes
	<p>TLA 1: Broad orientation on treatment of water. Students make an outline of the treatment process of ground- and surface water to produce drinking water. In addition, for each treatment step students summarise the process variables that effect the removal efficiency.</p> <ul style="list-style-type: none"> Students realise the societal importance of good quality drinking water (public health). Students gain insight into the dynamics of the treatment process.
<p>What causes turbidity?</p> <p>What is coagulation/flocculation?</p>	<p>TLA 2: Exceeding of chemical parameters. Students receive a list of (occasionally) exceeded chemical parameters for drinking water (source: government document). Students notice the outrun of the quality parameter turbidity. Turbidity is removed by the treatment step of coagulation/flocculation.</p> <ul style="list-style-type: none"> Students realise that the removal of turbidity by coagulation/flocculation is one of the issues dealt with in the treatment of water.
<p>The dosage of ferric chloride needs to be adjusted to the starting turbidity to produce clear water.</p>	<p>TLA 3: Zoom in on turbidity removal by coagulation/flocculation. The teacher conducts a laboratory experiment in classroom showing the clearance of turbid water by coagulation/flocculation. Next, the teacher conceptualises the problem as an exemplary case of an input-output system. Students outline a modelling procedure to find a relation between starting turbidity, dose coagulant and end turbidity.</p> <ul style="list-style-type: none"> Students make explicit their notions regarding the purpose of the modelling and the modelling procedure. Students grasp the broader applicability of the modelling procedure to be learned.
<p>How is this done in real practice?</p>	<p>TLA 4: Orientate on the modelling approach proposed by experts. Students study an adapted and shortened version of an authentic project plan concerning 'Modelling drinking water treatment'. They compare their own formulated modelling procedure (TLA 3) with the modelling approach proposed by experts.</p> <ul style="list-style-type: none"> Students make a list of similarities and differences in both modelling approaches. Students gain a sense of direction, in terms of modelling activities to conduct.

Phase II: Zoom in on an example problem

Content related questions	Sequence of teaching-learning activities (TLA) including desired learning outcomes
<p>What constitutes major steps and what knowledge is involved in modelling the removal of turbidity by coagulation/flocculation?</p>	<p>TLA 5: Draw up a modelling procedure for removal of turbidity by coagulation/flocculation. Students receive a factsheet summarising the approach and outcomes of an analogous modelling problem: removal of trichloromethane by activated coal filtration. This analogous problem serves as a leading example. Students enrich their formulated modelling procedure, and notice advanced model features to evaluate the resulting model.</p> <ul style="list-style-type: none"> Students formulate a modelling procedure: <ol style="list-style-type: none"> Find out more about coagulation and flocculation Identify process variables (next to dose of ferric chloride and starting turbidity) Experimentally investigate the influence of variables Develop a mathematical formula for predicting end turbidity Evaluate the model Students copy the basic structure of the factsheet.

Phase III: Solve the example problem

Content related questions	Sequence of teaching-learning activities (TLA) including desired learning outcomes
How does coagulation/flocculation work?	<p>TLA 6: Study treatment step coagulation/flocculation. Students study an article about treatment step of coagulation/flocculation. This article describes the way the treatment is conducted. It also illuminates the difficulties in removing the small clay particles and colloids causing turbidity.</p> <ul style="list-style-type: none"> Students make a summary. They realise that they need to identify all process variables that effect coagulation/flocculation.
Which process variables affect the removal of turbidity by coagulation/flocculation?	<p>TLA 7: Identify process variables that affect coagulation/flocculation. Students identify process variables and hypothesise about their possible influence. Students use the acquired knowledge in TLA 3 (demonstration) and TLA 6 (article on coagulation/flocculation).</p> <ul style="list-style-type: none"> Students identify multiple process variables that influence the end turbidity, such as dose coagulant, starting turbidity, temperature and mixing effects. <p>TLA 8: Extend the list of identified process variables. The teacher gives a short lecture about the chemistry underpinning coagulation processes. Next, students study an article from which they learn about coagulation mechanisms and extend their list of process variables.</p> <ul style="list-style-type: none"> Students add process variables acidity (pH) and total salt concentration. Students realise that the influence of the process variables needs to be examined experimentally.
	<p>TLA 9: Bring up to date list of concepts and factsheet. Students bring up to date their factsheet (TLA 5) and their list of content related concepts.</p> <ul style="list-style-type: none"> Students realise that it is important to update their newly acquired knowledge and findings regularly.
How large is the influence of each process variable?	<p>TLA 10: Investigate the influence of process variables empirically. The teacher divides the work such that three process variables are studied experimentally: dose coagulant ($FeCl_3$), starting turbidity and temperature. Students receive laboratory prescripts for the experiments.</p> <ul style="list-style-type: none"> Students understand that everybody needs to conduct the experiments in a similar way in order to combine the results later on. <p>TLA 11: Draw scatter plots. Students plot scatter diagrams showing the experimental results of end turbidity versus (1) dose coagulant, (2) starting turbidity and (3) temperature. Students interpret the results and think back and forth between the hypothesised influence (TLA 7 & 8) and observations.</p>
How accurate are the measurements?	<p>TLA 12: Reflect on obtained results. Students evaluate the obtained experimental results.</p> <ul style="list-style-type: none"> Students find out that some experimental results are suspect, due to poor performance or being deviant from the observed tendency, and reflect on possible explanations.
	<p>TLA 13: Bring up to date list of concepts and factsheet. Students bring up to date their factsheet (TLA 5) and their list of content related concepts.</p> <ul style="list-style-type: none"> Students realise that it is important to update their newly acquired knowledge and findings regularly.
Which process variables significantly influence the turbidity?	<p>TLA 14: Correlation between end turbidity and process variables. Students present their scatter diagram summarising their results. The teacher invokes discussion about the observed correlations. Students select the process variables with a significant effect on turbidity removal (leaving starting turbidity and dose coagulant). Students study a manual dealing with correlation (and regression).</p> <ul style="list-style-type: none"> Students realise that the experimental results need to be analysed further in order to quantify this influence.
How to quantify the influence of the process variables?	<p>TLA 15: Single regression of end turbidity on dose coagulant and starting turbidity. The teacher gives a short lecture about regression. Next, students perform single regression on end turbidity versus (1) dose coagulant and (2) starting turbidity. Students fit linear and non-linear (power) regression models and reflect on their 'goodness of fit'. Students work according to a manual dealing with correlation and regression, and use MS Excel software.</p> <ul style="list-style-type: none"> Students realise that one model is needed to account for different influences on the same process simultaneously.

How to couple the models to one formula?	TLA 16: Multiple regression. Students attend a short lecture about multiple regression. Next, students fit multiple linear and non-linear (power) regression models to the data, according to planned procedure using MS Excel. Students evaluate the resulting regression model on aspects 'goodness of fit' and 'validity'.
	TLA 17: Bring up to date list of concepts and factsheet. Students bring up to date their factsheet (TLA 5) and their list of content related concepts. <ul style="list-style-type: none"> Students realise that it is important to update their newly acquired knowledge and findings regularly.

Phase IV: Evaluate and reflect on the findings.

Content related questions	Sequence of teaching-learning activities (TLA) including desired learning outcomes
In what way can the model contribute to turbidity removal by coagulation & flocculation?	TLA 18: Apply developed multiple regression model. Students apply the multiple regression model (TLA 16) to calculate the dosage of coagulant needed to produce clear water in a production side given a certain raw water quality. Students evaluate the outcomes on the aspects 'purpose', 'reliability' and 'validity'. <ul style="list-style-type: none"> Students realise that their recommendations should be underpinned by reporting the main findings.
What are the strengths and weaknesses of the applied 'black-box' modelling approach?	TLA 19: Reflect on the applied 'black-box' modelling approach. The conceptualised input-output system (TLA 3) is recalled. Students compare the applied black-box modelling approach with the mechanistic approach and think of pros and cons. In addition, students think over future research on turbidity removal by coagulation/flocculation based on their own experiences and extended knowledge. <ul style="list-style-type: none"> Students realise that this type of modelling is an exemplary example of process modelling, and thus is worthwhile to make explicit.

Phase V: Express the findings

Content related questions	Sequence of teaching-learning activities (TLAs) including desired learning outcomes
	TLA 20: Write a factsheet 'Modelling turbidity removal by coagulation/flocculation'. Students write a factsheet summarising the applied modelling procedure, main findings, conclusions and advice for future work. This factsheet is assessed by the teacher. <ul style="list-style-type: none"> Students make their learned knowledge explicit.

Appendix B. Frame of reference

The frame of reference describes the expected students' epistemic notions as a result of the strategic components. The epistemic notions are concretised completions of the intended pedagogic effects. The strategy components are operationalised in teaching-learning activities, which are used as data sources.

Strategy component	Data sources (Learning phase Teaching-learning activity - TLA)	Students' <u>epistemic</u> notions
A Visualise and conceptualise for students the example problem on which they are going to work: - demonstrate treatment step coagulation/flocculation - conceptualise the modelling problem as an input-output system	I TLA 3	<ul style="list-style-type: none"> - Identify process variables dose coagulant, starting turbidity and stirring regime - Think of measurements to take to prevent occasional outruns of the norm - Formulate a rudimentary modelling procedure for input-output systems
B Supply students with a worked-out analogous modelling problem as leading example: - factsheet 'modelling removal of trichloromethane by activated carbon filtration'	II TLA 5	<ul style="list-style-type: none"> - Formulate a modelling procedure for the example problem 1. Study coagulation/flocculation 2. Identify process variables and describe influence 3. Conduct experiments 4. Present data in scatter plots 5. Develop mathematical model to quantify influence 6. Evaluate and reflect on the constructed model 7. Write a factsheet - Identify <u>advanced model features</u> (goodness of fit, reliability, validity) to evaluate the developed models
C Involve students in a series of teaching-learning activities emphasising the nature, characteristics and wording of the model(s) at hand: - perform experiments - construct scatter plots - analyse and typify correlations - perform single and multiple regression	III TLA 14 – 16 Factsheet	<ul style="list-style-type: none"> - Conduct experiments according to prescripts (see the point of collecting much data for each process variable) - Draw scatter plots and delete suspicious measurements - Select the process variables with a significant correlation (positive or negative) with the end turbidity - Conduct single regression (fit linear and power models on the data) - Conduct multiple regression (fit additive and multiplicative models on the data) - Evaluate the constructed models on the goodness of fit
D Let students apply the constructed model in a real-world setting: - calculate the dose of coagulant needed to produce clear water	IV TLA 18 – 19 Factsheet	<ul style="list-style-type: none"> - Evaluate the calculated dose coagulant - Evaluate the predictive value of the constructed model on the reliability (number and accuracy of the measurements) and validity (tested range, industrial vs. laboratory setting)
E Let students compare different modelling approaches: - compare the black-box modelling approach with the mechanistic approach		<ul style="list-style-type: none"> - Identify the black-box modelling approach and reflect on pro and cons: <ul style="list-style-type: none"> • Quick and cheap • Suitable to describe process behaviour • No solid mechanistic foundation - Evaluate the constructed model and formulate future research - Formulate a generic modelling procedure for input-output systems

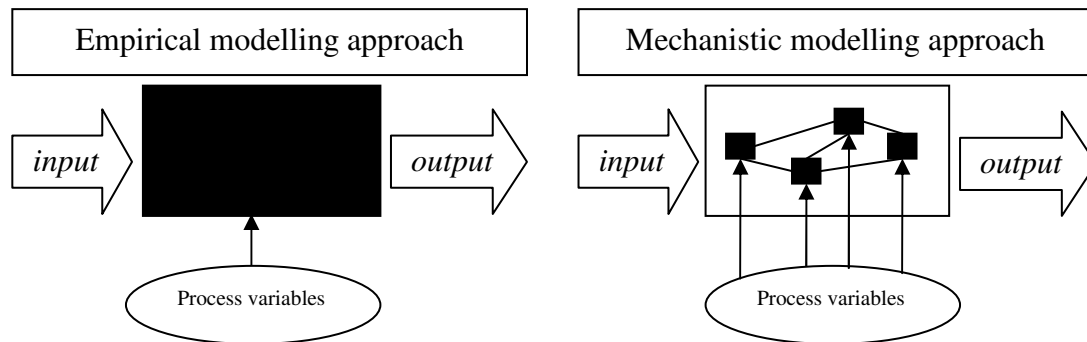


Figure 1. Conceptualised scheme of an empirical and mechanistic modelling approach.

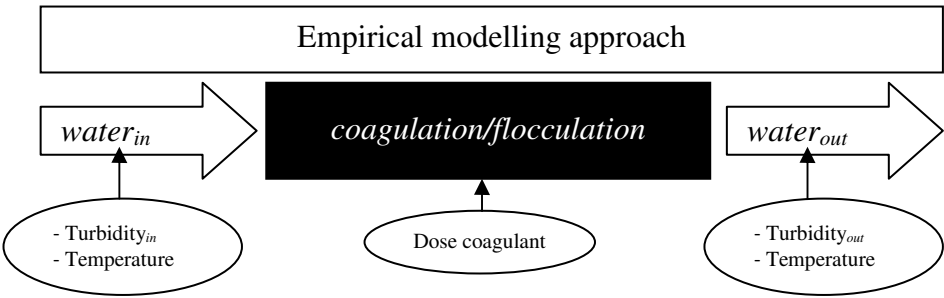


Figure 2. Conceptualised scheme of the empirical modelling approach of turbidity removal by coagulation/flocculation.

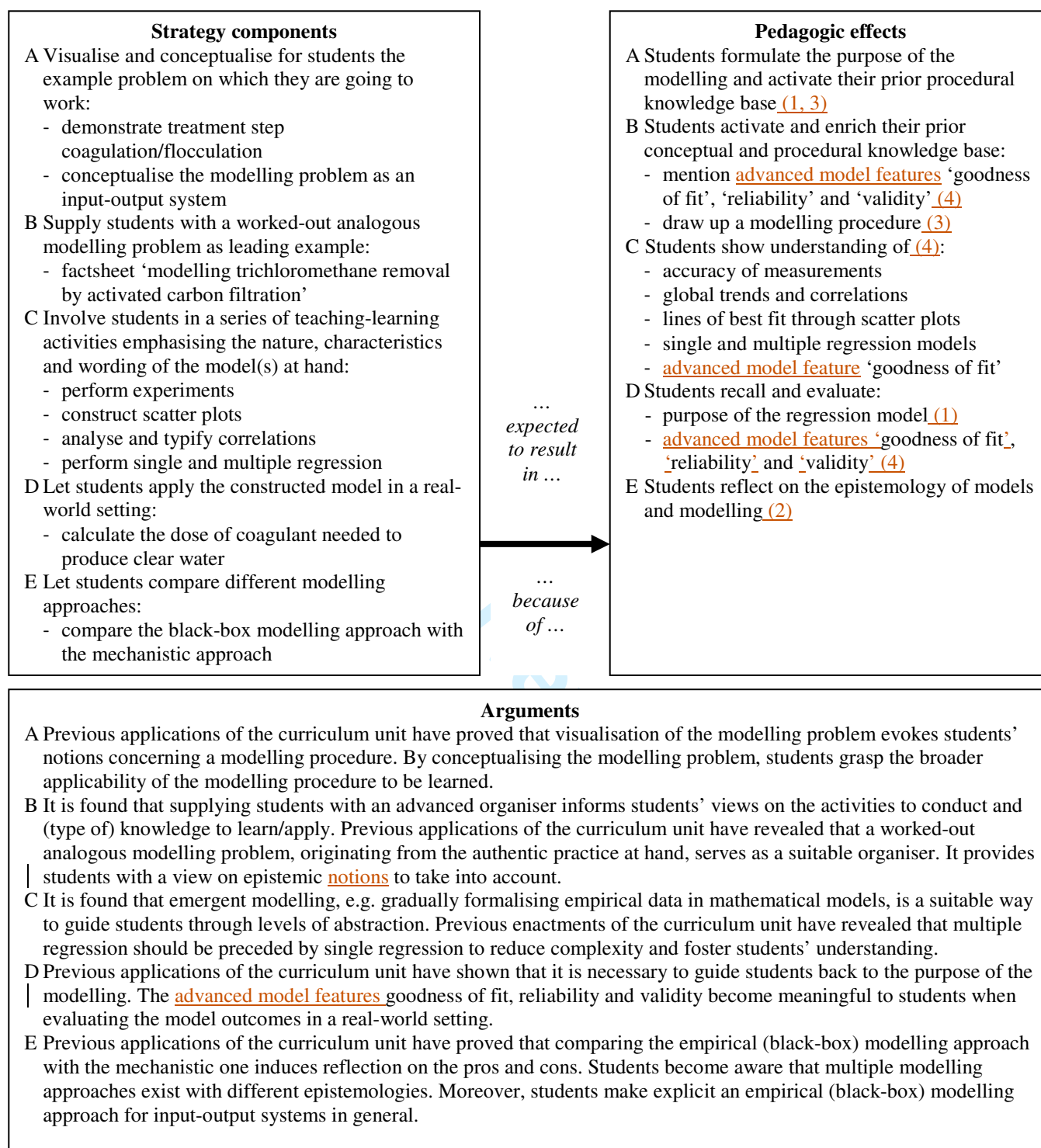


Figure 3. Conceptualised scheme of the design principle of 'content modelling'. The capital letters connect strategy components with expected pedagogic effects and underlying arguments. The numbers in the 'Pedagogic effects' box refer to the epistemic notions as described in the theoretical framework.

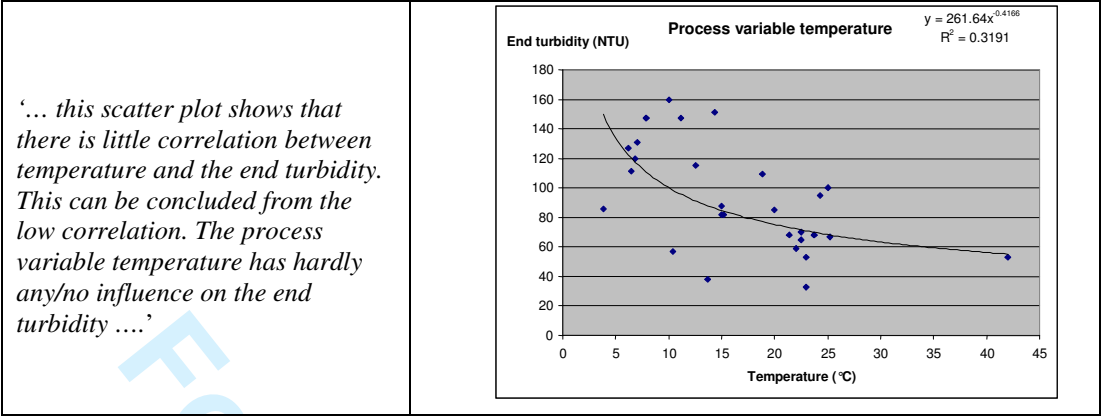


Figure 4. The analysis of student team 1 regarding the type of correlation based on the scatter plot of temperature against end turbidity.

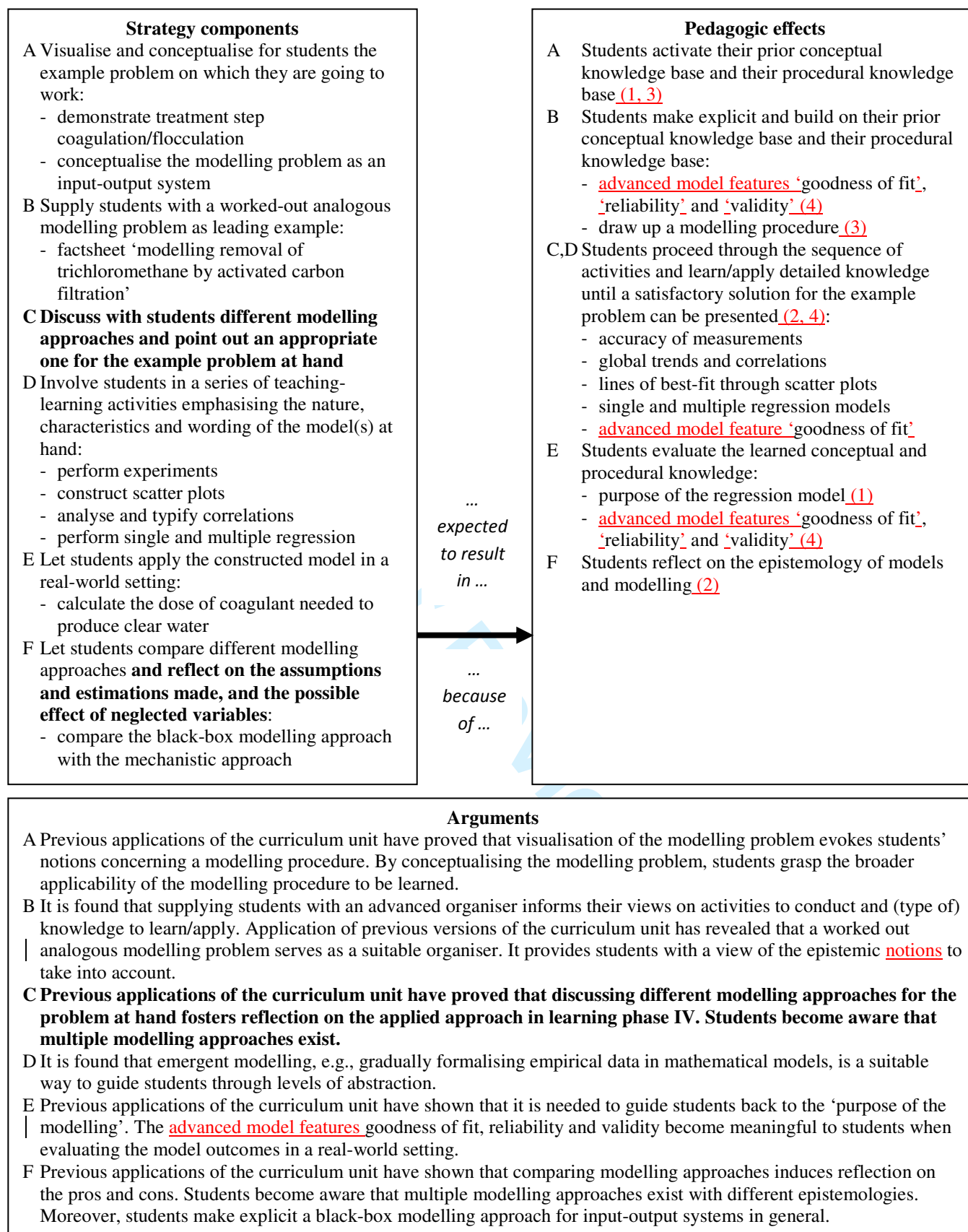


Figure 5. Conceptualised scheme of a design principle 'content modelling'. The capital letters connect strategy components with expected pedagogic effects and underlying arguments. Alterations to the original filling-in (see Figure 3) are shown in bold. The numbers in the 'Pedagogic effects' box refer to the epistemic notions as described in the theoretical framework.

Table 1. Broad outline of the content of the five learning phases in the curriculum unit. The placement of the strategy components of the design principle ‘content modelling’ are highlighted in bold.

<i>Learning Phase</i>	<i>Description of the learning phase</i>
I: Orientate on the practice	The first phase induces among students a motive for studying the problems posed in the practice at hand, and provides them with a sense of direction concerning where their study will lead them. Firstly, students orientate on the treatment of ground- and surface water for production of drinking water. Secondly, students take notice of occasional exceeding of (chemical) parameters, including the turbidity. Thirdly, the removal of turbidity by coagulation/flocculation is demonstrated by an experiment in class. Students formulate a purpose of modelling and a (rudimentary) modelling procedure for turbidity removal by coagulation/flocculation [Strategy component A]. Fourthly, students compare their formulated modelling procedure with the modelling procedure proposed by experts, by studying an adapted and shortened version of an authentic project plan ‘Modelling drinking water treatment’.
II: Zoom in on an example problem	In the second phase the students enrich their own formulated modelling procedure. Students make explicit the sequence of modelling activities to conduct and the <u>advanced model features</u> to judge the quality of the constructed model(s), and they gain sight of the (type of) end product to deliver. This process is facilitated by studying a factsheet describing a worked-out analogous modelling problem, namely modelling the removal of trichloromethane by activated carbon filtration [Strategy component B]. Students extract the modelling procedure and identify the <u>advanced model features</u> goodness of fit, reliability and validity.
III: Solve the example problem	In the third phase the students extend and apply their knowledge related to modelling turbidity removal by coagulation/flocculation. This extending and applying of knowledge is an iterative (intertwined) process. The main stages, as already identified in learning phase II, are: <ol style="list-style-type: none">1. Identify process variables affecting turbidity removal by coagulation & flocculation, e.g., dose of ferric chloride, starting turbidity, temperature, acidity, ...2. Conduct experiments under controlled conditions to determine the influence of three process variables, namely dose of ferric chloride, starting turbidity and temperature. Students work according to laboratory prescripts.3. Conduct regression on the acquired empirical data. Students draw scatter plots, select those process variables with significant correlation, and fit linear and non-linear (power) regression models to the data. First a single regression, followed by a multiple regression. Students evaluate the constructed multiple regression model on the <u>advanced model features</u> goodness of fit, reliability and validity [Strategy component C].
IV: Evaluate & reflect on the findings	In the fourth phase students summarise, evaluate and reflect on their findings. Students used the constructed multiple regression model to calculate the dose of ferric chloride needed to produce clear water in an industrial plant site [Strategy component D]. They judge the model outcomes in terms of reliability and validity. Next, students reflect on the applied modelling approach, as an exemplary case of black-box modelling. They compare the black-box approach with the mechanistic approach and formulate pros and cons [Strategy component E]. Finally, students give advice on future research concerning the modelling of turbidity removal by coagulation/flocculation.
V: Express the findings	In the fifth phase the students make explicit their findings in light of the particular modelling issue worked on. Students write a factsheet (as introduced in learning phase II), summarising the main results, including an outlook on further research from the students’ perspective.

Table 2. Overview of the realisation (full, partial, low) on each strategy component and major considerations.

Strategy component	# student teams			Major considerations	
	Full	Partial	Low	Successful	Opportunities and/or possible improvements
A: Visualise and conceptualise the example problem	9	2	-	Students showed <u>understanding</u> of: - variability through external factors - process variables - the purpose of modelling and a rudimentary modelling procedure	- Emphasise the appropriate modelling approach
B: Supply students with a worked-out analogous problem	7	4	-	Students formulated a modelling procedure	- Explicit focus on <u>advanced model features</u> goodness of fit, reliability and validity
C: Involve students in the nature, characteristics and wording of the models at hand	4	6	1	Students did show understanding of: - correlations between quantities - <u>advanced model features</u> goodness of fit and reliability	- Notion of significance of correlation - Construct a continuous line of teaching-learning activities from single to multiple regression - Emphasise the <u>advanced model feature</u> validity
D: Let students apply the constructed model in a real-world setting	6	3	2	Students were aware of: - considerations regarding predictive value of model - the number and accuracy of the empirical measurements	- Notion that the model needs extensive testing in industrial environment
E: Let students compare different modelling approaches	6	4	1	Students evaluated: - applied empirical modelling approach	- Make explicit learned 'meta knowledge' regarding black-box modelling. - Reflect on the applied modelling approach and make explicit broader applicability