



**HAL**  
open science

# Improved Detection Criteria for the Multi-dimensional Optimal Order Detection (MOOD) on unstructured meshes with very high-order polynomials

Steven Diot, Stéphane Clain, Raphaël Loubère

► **To cite this version:**

Steven Diot, Stéphane Clain, Raphaël Loubère. Improved Detection Criteria for the Multi-dimensional Optimal Order Detection (MOOD) on unstructured meshes with very high-order polynomials. 2012. hal-00637123v2

**HAL Id: hal-00637123**

**<https://hal.science/hal-00637123v2>**

Preprint submitted on 31 Jan 2012 (v2), last revised 12 May 2012 (v3)

**HAL** is a multi-disciplinary open access archive for the deposit and dissemination of scientific research documents, whether they are published or not. The documents may come from teaching and research institutions in France or abroad, or from public or private research centers.

L'archive ouverte pluridisciplinaire **HAL**, est destinée au dépôt et à la diffusion de documents scientifiques de niveau recherche, publiés ou non, émanant des établissements d'enseignement et de recherche français ou étrangers, des laboratoires publics ou privés.

# Improved Detection Criteria for the Multi-dimensional Optimal Order Detection (MOOD) on unstructured meshes with very high-order polynomials

S. Diot <sup>a</sup>, S. Clain <sup>a,b</sup>, R. Loubère <sup>a</sup>

<sup>a</sup>*Institut de Mathématiques de Toulouse, Université de Toulouse, France*

<sup>b</sup>*Departamento de Matemática e Aplicações Campus de Gualtar - 4710-057 Braga  
Campus de Azurém - 4800-058 Guimarães, Portugal*

---

## Abstract

This paper extends the MOOD method proposed by the authors in [“A high-order finite volume method for hyperbolic systems: Multi-dimensional Optimal Order Detection (MOOD)”, *J. Comput. Phys.* 230, pp 4028-4050, (2011)], along two complementary axes: extension to very high-order polynomial reconstruction on non-conformal unstructured meshes and new Detection Criteria. The former is a natural extension of the previous cited work which confirms the good behavior of the MOOD method. The latter is a necessary brick to overcome limitations of the Discrete Maximum Principle used in the previous work. Numerical results on advection problems and hydrodynamics Euler equations are presented to show that the MOOD method is effectively high-order (up to sixth-order), intrinsically positivity-preserving on hydrodynamics test cases and computationally efficient.

*Key words:* Finite Volume, high-order, conservation law, polynomial reconstruction, limitation, polygonal mesh, non-conformal, unstructured mesh, Euler, MOOD, positivity-preserving.

---

---

*Email addresses:* `steven.diot@math.univ-toulouse.fr` (S. Diot),  
`clain@math.uminho.pt` (S. Clain), `raphael.loubere@math.univ-toulouse.fr`  
(R. Loubère).

## Contents

1	Introduction	3
2	The MOOD method	5
2.1	General concept	5
2.2	Framework	7
2.3	Arbitrary degree polynomial reconstruction	9
2.4	Algorithm	10
3	Detection process	12
3.1	Advection problem: The u2 detection process	12
3.2	Euler system: Two detection processes and positivity-preserving	14
4	Numerical tests	17
4.1	Advection equation	17
4.2	Euler system	25
5	Conclusion and perspectives	39
	References	41

## 1 Introduction

In a recent paper [7], an original high-order method, namely the Multidimensional Optimal Order Detection (MOOD) method, has been introduced to provide up to third-order approximations to hyperbolic scalar or vectorial solutions for two-dimensional geometry. The present article deals with new extensions of the method to general unstructured 2D meshes and to sixth-order convergence in space. Classical high-order reconstructions such as MUSCL or ENO/WENO methods are based on an *a priori* limiting procedure to achieve stability property. The MOOD method follows a fundamentally different way since the limiting procedure (polynomial degree reduction for instance) is achieved *a posteriori* and provides the optimal local polynomial reconstruction which satisfies given stability criteria.

The quest [41] of the (very) high-order schemes starts in the early 70's with the pioneer works of Van-Leer [42] and Kolgan [22–24]. Since this date, a large literature was dedicated to the limited reconstruction methods for structured and unstructured meshes. Several strategies became very popular due to their intrinsic simplicity such that the MUSCL method [3,5,6,19,25,31] or their efficiency to achieve very high-order accuracy such that the ENO/WENO method [1,20,28,29,35,36,45,17,18,34,48,40], the Discontinuous Galerkin method [8–11], the ADER method [13,38,39,14,15], the Residual Distribution Scheme [2,12,32] and the spectral method [16,43,44].

While second-order methods do not require particular cautions, dealing with higher-order methods leads to at least three specific difficulties which, up to our knowledge, are not always clearly identified. First point one should not consider the mean value of a function equivalent to the cell centroid value as it is often done in the MUSCL community. The point is straightforward to overcome but important to notice for newcomers in the field of higher-order numerical schemes. Second point, for vectorial problems the reconstruction process must be done on mean values of the conservative variables and not on non-linear combinations of them. This point is often implied in the classical ENO/WENO papers but is rarely clearly stated and this may mislead newcomers in the high-order community because the order of accuracy discrepancy can be missed depending on the numerical tests used. Contrarily one proposes the isentropic vortex in motion test case to numerically prove that if the primitive variables are used for the reconstruction process then very high-order of accuracy cannot be reached. Third point the Discrete Maximum Principle property on mean values should not be used anymore as a guideline for limitation. We propose in this paper to overcome this difficulty by a new limiting criteria (or Detection Criteria in the MOOD jargon) adapted to provide a full high-order method still maintaining robust stability. Simple examples are introduced within the text when some difficulties related to these

points are to be expected.

The basic idea of the MOOD method consists of determining the higher polynomial degree of each local cell still satisfying some stability restrictions. To this end, an iterative process is developed. We perform a local polynomial reconstruction of degree  $d_i$  for each cell  $K_i$  at the current time  $t^n$  and compute a candidate solution at time  $t^{n+1}$  without any limiting features. Then a detecting procedure is carried out to check the cells which do not respect the stability criteria and we reduce the local polynomial degree to obtain a better stability. We state that the method is *a posteriori* since the limiting procedure (namely the polynomial degree reduction) is performed after the candidate solution computation. Such a situation is very useful to test the admissibility of the solution. Furthermore, one has to carry out the limiting algorithm if, and only if, it is necessary while the traditional *a priori* method performs unnecessary limitation.

In this paper we propose extensions of the MOOD method which take into account the three difficulties mentioned above. More precisely different detection processes both for the advection and hydrodynamics equations are developed. We numerically prove that these detection processes provide the effective higher-order of accuracy on smooth profiles (up to sixth-order). Moreover we show that for the hydrodynamics equations the method is positivity-preserving by construction and we numerically observe this behavior. The test case have been carried out on non-regular, polygonal and non-conformal meshes and the last test case of the paper show the ability of the MOOD method to simulate complex physics from an experimental set-up of the impact of a shock wave on a cylindrical cavity.

The paper is organized as follows. Section 2 is dedicated to the generic framework used to describe the MOOD method where the high-order finite volume scheme is presented. Several obstacles to achieve high-order reconstruction are pointed out and the polynomial reconstruction based on the mean value approximation is detailed. In Section 3, we introduce new criteria to obtain very high-order accurate schemes still preserving local stability. To show the MOOD method efficiency, numerical tests both for the scalar and the vectorial case are carried out in Section 4. We mainly focus on the method accuracy and its robustness. We draw some remarks and future developments in the last section.

## 2 The MOOD method

### 2.1 General concept

The MOOD method is a generic procedure that solves multidimensional hyperbolic system of equations on an unstructured grid in the Eulerian framework. Given different numerical finite volume schemes the MOOD method provides an optimal choice for each computational cell by mitigating accuracy *vs* robustness. From an abstract point of view the MOOD algorithm involves two main ingredients: An ordered list of numerical schemes and a set of constraints with detection criteria which defines the desirable properties the numerical solution should have.

The over-topping numerical scheme represents the *best* scheme one would like to employ. Usually this scheme is the most accurate but less robust one. At the very end of the list lays the least accurate but more robust scheme which is assumed to be satisfactory in all possible situations due to the stabilization effect generated by its intrinsic numerical dissipation. In this paper the list is composed of a robust first-order scheme (an upwind or a Rusanov, HLL, HLLC scheme as instance) while several second or higher-order schemes using polynomial reconstructions compose an ordered list of desirable schemes (see Fig. 1 for instance). The second ingredient is the detecting procedure of a set of constraints which determine the local eligibility of the solution for each cell.

We recall that discontinuous solutions may not be handled with high-order reconstructions since local spurious and unphysical oscillations may take place. The low-order numerical scheme should be used to prevent the numerical approximations from oscillating and force to respect some constraints or mathematical properties that depend on equations under consideration. The numerical solution is considered as eligible if it fulfills given properties. As instance the positivity of certain variables such as density or pressure in hydrodynamics equations or the Discrete Maximum Principle for advection equation shall be considered.

In this paper the  $k$ -th numerical scheme of the list is a finite volume scheme using unlimited piecewise polynomial reconstruction of degree  $k$ . Ultimately this scheme has a  $k+1$ th-order of accuracy for smooth solutions. Consequently the LO scheme is the generic first-order finite volume scheme and the HO-1 scheme corresponds to an unlimited MUSCL method.

The core of the MOOD method is a loop over the cells to determine the optimal polynomial degree one can safely use to produce an eligible numerical solution. It amounts to select a numerical method in the ordered list of Fig.1.

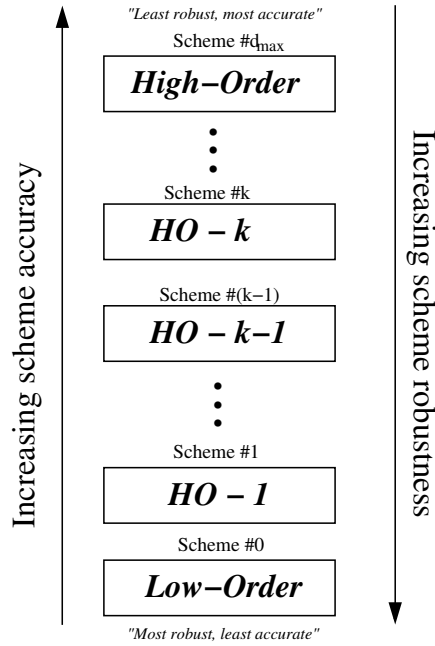


Fig. 1. Schematic representation of an ordered list of numerical schemes used in the MOOD method. The bottom scheme is the most robust but least accurate one denoted “Low-Order”. All over-topping schemes are successively more accurate but less robust. The MOOD method is designed to choose the more adapted scheme for each cell of the computational domain.

To this end, given a generic cell  $K_i$  and its neighbor cells  $K_j$  having edge  $e_{ij}$  in common, we first recall two definitions introduced in [7] and then give a new one to extend the MOOD concept:

- $d_i$  is the Cell Polynomial Degree (CellPD) which represents the degree of the polynomial reconstruction on  $K_i$ .
- $d_{ij} = d_{ji} = \min(d_i, d_j)$  are the Edge Polynomial Degrees (EdgePD) corresponding to the degrees of the polynomial reconstructions used to compute approximations of the solution on edge  $e_{ij}$ .
- $\mathcal{A}$  is a set of prescribed physical and/or stability constraints. If for each cell  $K_i$  the mean values of the numerical solution fulfill the constraints then the numerical solution is said to be  $\mathcal{A}$ -eligible.

The last item concerns the detecting procedure to distinguish if a candidate solution is eligible according to a set of constraints. In practice we decrement the  $d_i$  for any cell  $K_i$  which does not respect all the constraints. Such a cell is called *problematic*. Moreover since neighbor cells fluxes may be affected by this process, the decrementation is spread over the direct neighborhood. Such a polynomial degree decrementation for a problematic cell is repeated up to a  $d_i > 0$  for which the set of constraints is fulfilled or to  $d_i = 0$ . At that ultimate step the robust and diffusive LO scheme is employed and its first-order solution is always taken as valid. In other words unlike traditional high-order schemes

(using *a priori* limiting procedure), we introduce an *a posteriori* detecting procedure where the decision to alter the polynomial degree is carried out after computing the candidate solution.

We finally highlight that such a procedure may be interpreted as a *try and fail* algorithm. Such a generic strategy might be adapted to other classes of method such as the Discontinuous Galerkin method and detect the best polynomial degree in each cell or Finite Element method and detect the most appropriate finite element one can employ in a cell.

## 2.2 Framework

Let us consider a generic autonomous hyperbolic equation defined on a domain  $\Omega \subset \mathbb{R}^2$ ,  $t > 0$  which casts in the conservative form

$$\partial_t U + \nabla \cdot F(U) = 0, \quad (1a)$$

$$U(\cdot, 0) = U_0, \quad (1b)$$

where  $U = U(\mathbf{x}, t)$  is the vector of unknown functions,  $\mathbf{x} = (x, y)$  denotes a point of  $\Omega$ ,  $t$  is the time,  $F$  is the physical flux function and  $U_0$  is the initial condition. Boundary conditions shall be prescribed in the following.

We assume that the computational domain  $\Omega$  is a polygonal bounded set of  $\mathbb{R}^2$  divided into convex polygonal cells  $K_i$ ,  $i \in \mathcal{E}_{el}$ ,  $\mathbf{c}_i$  being the cell centroid and  $\mathcal{E}_{el}$  the cell index set. For each boundary edge,  $K_i \cap \partial\Omega$ , we introduce a virtual cell  $K_j$  with  $j \notin \mathcal{E}_{el}$  which represents the exterior side of  $\Omega$  and denote by  $\mathcal{E}_{bd}$  the index set of all virtual cells.  $\widetilde{\mathcal{E}}_{el} = \mathcal{E}_{el} \cup \mathcal{E}_{bd}$  is the index set of all cells. This notation avoids a special treatment for boundary edges in the scheme, and provides a natural notation for ghost cells should they exist or not.

For each cell  $K_i$ , one denotes by  $e_{ij}$  the common edge between  $K_i$  and  $K_j$ , with  $j \in \underline{\nu}(i) \subset \widetilde{\mathcal{E}}_{el}$ ,  $\underline{\nu}(i)$  being the index set of all the elements which share an edge with  $K_i$ . The extended neighborhood is represented by the index set  $\bar{\nu}(i) \subset \widetilde{\mathcal{E}}_{el}$  of all  $K_j$  such that  $K_i \cap K_j \neq \emptyset$  (see Fig. 2).

Moreover  $|K_i|$  and  $|e_{ij}|$  measure the surface of  $K_i$  and the length of  $e_{ij}$  respectively while  $\mathbf{n}_{ij}$  is the unit outward normal vector to  $e_{ij}$  pointing from  $K_i$  to  $K_j$ . At last,  $q_{ij}^r$ ,  $r = 1, \dots, R$  represent the Gaussian quadrature points employed for numerical integration on edge  $e_{ij}$ .

The generic first-order explicit finite volume scheme is given by

$$U_i^{n+1} = U_i^n - \Delta t \sum_{j \in \underline{\nu}(i)} \frac{|e_{ij}|}{|K_i|} \mathbb{F}(U_i^n, U_j^n, \mathbf{n}_{ij}), \quad (2)$$



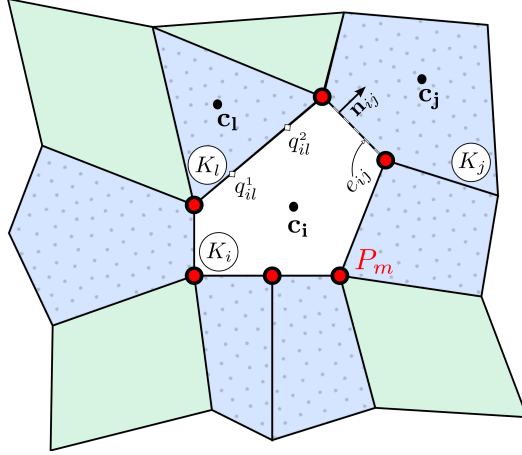


Fig. 2. Mesh notation. Index set  $\underline{\nu}(i)$  corresponds to blue cells with dots,  $\bar{\nu}(i)$  corresponds to non-white cells.

where  $\mathbb{F}(U_i^n, U_j^n, \mathbf{n}_{ij})$  is a numerical flux which satisfies the classical properties of consistency and monotonicity. To provide higher-order accuracy, we substitute in equation (2) the first-order approximation  $U_i^n$  and  $U_j^n$  with better approximations of  $U$  at the quadrature points of edge  $e_{ij}$  leading to the generic spatial high-order finite volume scheme

$$U_i^{n+1} = U_i^n - \Delta t \sum_{j \in \underline{\nu}(i)} \frac{|e_{ij}|}{|K_i|} \sum_{r=1}^R \xi_r \mathbb{F}(U_{ij,r}^n, U_{ji,r}^n, \mathbf{n}_{ij}), \quad (3)$$

where  $U_{ij,r}^n$  and  $U_{ji,r}^n$ ,  $r = 1, \dots, R$  are high-order approximations of  $U$  at quadrature points  $q_{ij}^r \in e_{ij}$ ,  $r = 1, \dots, R$  on both sides of edge  $e_{ij}$  and  $\xi_r$  denote the quadrature weights.

For the sake of simplicity, let us write the scheme under the compact form

$$U_h^{n+1} = U_h^n + \Delta t \mathcal{H}^R(U_h^n), \quad (4)$$

with  $U_h^n = \sum_{i \in \mathcal{E}_{el}} U_i^n \mathbb{1}_{K_i}$  the constant piecewise approximation of function  $U$  and operator  $\mathcal{H}^R$  being defined as

$$\mathcal{H}^R(U_h^n) := - \sum_{i \in \mathcal{E}_{el}} \left( \sum_{j \in \underline{\nu}(i)} \frac{|e_{ij}|}{|K_i|} \sum_{r=1}^R \xi_r \mathbb{F}(U_{ij,r}^n, U_{ji,r}^n, \mathbf{n}_{ij}) \right) \mathbb{1}_{K_i}. \quad (5)$$

Finally to provide a high-order method in time, we use the third-order TVD Runge-Kutta method (RK3, see [36]) which corresponds to a convex combination of three explicit steps

$$U_h^{n+1} = \frac{U_h^n + 2U_h^{(3)}}{3} \quad \text{with} \quad \begin{cases} U_h^{(1)} = U_h^n + \Delta t \mathcal{H}^R(U_h^n) \\ U_h^{(2)} = U_h^{(1)} + \Delta t \mathcal{H}^R(U_h^{(1)}) \\ U_h^{(3)} = \widehat{U}_h^{(2)} + \Delta t \mathcal{H}^R(\widehat{U}_h^{(2)}) \end{cases} \quad (6)$$

where  $\widehat{U}_h^{(2)}$  is the convex combination  $(3U_h^n + U_h^{(2)})/4$ .

### 2.3 Arbitrary degree polynomial reconstruction

In the introduction we have reminded one classical obstacle to reach higher-order of accuracy when polynomial reconstruction is to be used. It is well-known that the mean value  $U_i$  of a regular function  $U$  on  $K_i$  is approximated by the value of the solution at the cell centroid,  $U(\mathbf{c}_i)$ , with an error of  $O(h^2)$  where  $h$  represents the characteristic length of the cell. It results that any reconstruction based on geometrical arguments using  $U(\mathbf{c}_i)$  in place of  $U_i$  can only provide second-order approximation.

Therefore as classical higher-order finite volume methods the MOOD method is based on polynomial reconstructions from mean values on cells. Let us consider a generic reconstructed polynomial of degree  $d$ , given mean values  $U$  on a generic cell  $K$ , under the form

$$\tilde{U}(\mathbf{x}; \mathbf{d}) = U + \sum_{1 \leq |\alpha| \leq d} \mathcal{R}_\alpha \left( (\mathbf{x} - \mathbf{c})^\alpha - \frac{1}{|K|} \int_K (\mathbf{x} - \mathbf{c})^\alpha d\mathbf{x} \right), \quad (7)$$

where  $\mathbf{c}$  is the centroid of  $K$ ,  $\mathbf{x}$  a generic point in  $K$  and  $\mathcal{R}_\alpha$  are the unknowns polynomial coefficients where  $\alpha = (\alpha_x, \alpha_y) \in \mathbb{N}^2$  is a multi-index with  $|\alpha| = \alpha_x + \alpha_y$ . Note that by construction, the mean value on  $K$  of the polynomial function is equal to  $U$  since the integral over  $K$  of the term between parenthesis in (7) vanishes. It thus fulfills the conservation property on  $K$ .

There exist several techniques [1,28] to determine the coefficients  $\mathcal{R}_\alpha$ . Here, we consider a least square approximation of neighbor mean values  $U_j$  where  $K_j$  belongs to a compact stencil  $\mathcal{S}(K)$ . It amounts to minimizing the functional

$$E(\tilde{U}) = \sum_{j \in \mathcal{S}(K)} \omega_k \left[ \frac{1}{|K_j|} \int_{K_j} \tilde{U} d\mathbf{x} - U_j \right]^2, \quad (8)$$

where  $\omega_k$  are positive weights used to provide a better condition number. In particular, the condition number of the associated linear system depends on the spatial characteristic length thus we use the solution proposed in [28] to overcome this problem.

In practice, we do not directly solve the symmetric linear system associated

with the minimization problem. Instead we use the technique from [4,29] where an over-determined linear system is solved in a least-squares sense with a QR decomposition using Householder transformations.

The reconstructed polynomial  $\tilde{U}$  is thus exact for any polynomial function of degree lower than  $\mathbf{d}$  which provides the consistency of the reconstruction method and further the status of a  $(\mathbf{d} + 1)^{th}$ -order numerical method.

**Remark 1** *In 2D, at least  $\mathcal{N}(\mathbf{d}) = (\mathbf{d} + 1)(\mathbf{d} + 2)/2 - 1$  neighbors are needed to provide the minimal number of equations. However for the sake of robustness more cells are involved. In details, we use at least 5 cells for  $\mathbf{d} = 1$ , 8 cells for  $\mathbf{d} = 2$ , 16 cells for  $\mathbf{d} = 3$ , 20 cells for  $\mathbf{d} = 4$  and 26 cells for  $\mathbf{d} = 5$ .*

**Remark 2** *In the introduction we have stated that in the general case one should not identify the mean value of a non-linear combination with the non-linear combination of mean values. Let  $\rho$  and  $\phi$  be two regular functions on cell  $K_i$  and  $\rho_i, \phi_i, (\rho\phi)_i$ , denote their respective exact mean values. A Taylor expansion with respect to the centroid of the cell gives  $(\rho\phi)_i = \rho_i\phi_i + O(h^2)$ . For instance let us consider the one-dimensional variables  $\rho, \phi$  and  $(\rho\phi)$  and their mean values on cell  $K_1 = [0, h]$*

$$\begin{aligned} \rho(x) &= 1 + x, & \phi(x) &= 1 - x, & (\rho\phi)(x) &= 1 - x^2, \\ \rho_1 &= 1 + \frac{h}{2}, & \phi_1 &= 1 - \frac{h}{2}, & (\rho\phi)_1 &= 1 - \frac{h^2}{3}. \end{aligned}$$

We then deduce that  $|(\rho\phi)_1 - \rho_1\phi_1| = h^2/12$  leading to a second-order error. As instance it is well known that for Euler system of equations the non-linear transformation of the conservative mean values into primitive ones introduces a second-order error in the general case.

## 2.4 Algorithm

Let us assume that we have access to a given sequence  $U_h^n = (U_i^n)_{i \in \mathcal{E}_{el}}$  of mean value approximations at time  $t^n$ , the goal is to build an eligible sequence  $U_h^{n+1} = (U_i^{n+1})_{i \in \mathcal{E}_{el}}$  at time  $t^{n+1} = t^n + \Delta t^n$  in the sense that each approximation  $U_i^{n+1}$  respects a set of constraints  $\mathcal{A}$ . We only consider here a forward Euler time step without loss of generality. The MOOD method algorithm is the following:

1. *Initialization at  $t^n$ .* The MOOD procedure starts by initializing the CellPD to  $\mathbf{d}_i = \mathbf{d}_{max}$  and by computing the coefficients of the polynomial reconstruction  $\tilde{U}_i(\mathbf{x}; \mathbf{d}_i)$  on each cell.
2. *Evaluation of EdgePD and values at Gauss points.* We compute the EdgePD  $\mathbf{d}_{ij}$  on each edge and use polynomial function  $\tilde{U}_i(\mathbf{x}; \mathbf{d}_{ij})$  and  $\tilde{U}_j(\mathbf{x}; \mathbf{d}_{ij})$  to compute approximations of  $U$  at Gaussian points on  $e_{ij}$ .

3. *Computation of candidate solution  $U_h^*$ .* Numerical fluxes are computed using the reconstructed solution at Gauss points and one time step is carried out to provide a candidate  $U_h^*$  at time  $t^{n+1} = t^n + \Delta t^n$ .
4. *Check  $U_i^*$  for  $\mathcal{A}$ -eligibility.* If  $\mathbf{d}_i \neq 0$  we check the  $\mathcal{A}$ -eligibility of each mean value  $U_i^*$  with respect to the constraints set  $\mathcal{A}$ . In the case  $U_i^*$  is not  $\mathcal{A}$ -eligible then CellPD  $\mathbf{d}_i$  is decremented. If all cells are  $\mathcal{A}$ -eligible then the candidate solution is valid and we set  $U_h^{n+1} = U_h^*$  else the solution is recomputed following steps 2., 3. and 4.

**Remark 3** *Only cells  $K_i$  where CellPD has been decremented and their neighbors in the compact stencil  $\underline{\nu}(i)$  have to be re-updated. Consequently only these cells will have to be checked for the next iterations of the MOOD procedure within the current time step. This dramatically reduces computational cost.*

**Remark 4** *Since polynomial reconstruction is costly in CPU time and memory, we proposed in [7] to truncate  $\tilde{U}_i(\cdot; \mathbf{d}_{max})$  to obtain lower-order polynomials. However we found that for  $\mathbf{d}_{max} > 2$  this technique implies non desirable behavior on discontinuous profiles as the reconstruction stencil remains large. Moreover numerical experiments show that a one-by-one degree decrementation leads to avoidable computational effort since the decrementation procedure is usually performed around discontinuities. We thus slightly modify the decrementation algorithm by jumping from  $\mathbf{d} = \mathbf{d}_{max}$  to  $\mathbf{d} = 2$  and then from  $\mathbf{d} = 2$  to  $\mathbf{d} = 0$  if needed. This also reduces the computational effort while providing equivalent results on a wide range of test cases compared to a one-by-one decrementation.*

**Remark 5** *Polynomial reconstruction on boundary cells are treated using ghost cells in order to be consistent with the prescribed boundary conditions.*

The major difficulty remains to determine a list of constraints which both provides a very high accurate solution while avoids numerical artifacts such as spurious oscillations in the vicinity of discontinuity. This is the purpose of the next section.

### 3 Detection process

The list of constraints  $\mathcal{A}$  corresponds to eligible criteria that the numerical approximation has to fulfill. To this end, detection process is necessary to list where the candidate numerical solution fails to respect the constraints. Such process must be very carefully designed to preserve high accuracy for regular solutions whereas discontinuities should be treated with the lower order scheme to avoid non-physical oscillations. The first subsection deals with the advection problem and a new detection process called u2 and based on a smoothness detector. In the second subsection the Euler system is considered: Two detection processes are proposed and we show the positivity-preserving property of the MOOD method.

#### 3.1 Advection problem: The u2 detection process

Solutions of autonomous scalar hyperbolic problems satisfy the Maximum Principle property. Such a property is also valid for advection problem with divergence free velocity. Therefore the Discrete Maximum Principle (DMP) seems to be a good candidate to detect problematic cells. Unfortunately, as mentioned in the introduction, the strict DMP applied to mean values reduces the order of accuracy to two (see the appendix for an example), and thus can not be used alone. Classical studies show that the accuracy discrepancy only occurs at extrema [33,30,21]. We will then mainly focus on extrema since the DMP detection process is still relevant where the solution is locally monotone. We propose the relaxation of the strict DMP at smooth extrema in order to avoid accuracy discrepancy. This leads to the introduction of an additional procedure to detect smooth extrema. Notice that in (W)ENO type of methods the DMP is not strictly enforced which implies that extrema are well approximated and consequently arbitrary high-order of accuracy is achieved. The first detection criteria is the DMP: No polynomial degree decrementing is performed for cells where the DMP is satisfied. Let us now consider a cell  $K_i$  where  $U_i^*$  does not fulfill the DMP. Two situations may arise whether we deal with a discontinuity or a smooth extrema. The major difficulty is to give a concrete definition of the concept of a *smooth extrema* from a numerical point of view. Actually a function may be considered irregular for a coarse mesh but regular with a finer one. We try to overcome this difficulty by introducing the following definition.

**Definition 6** *Let  $K_i$  be a cell and  $\tilde{U}_i = \tilde{U}_i(\cdot; 2)$  a polynomial reconstruction of degree 2 for an underlying function  $U$ . We define the second derivatives in  $x$  and  $y$  directions by  $\mathcal{X}_i = \partial_{xx}\tilde{U}_i \in \mathbb{R}$  and  $\mathcal{Y}_i = \partial_{yy}\tilde{U}_i \in \mathbb{R}$ . We will refer to these second derivatives as “curvatures”.*

For all cell  $K_j$ ,  $j \in \underline{\nu}(i)$ , we define the maximal and minimal curvatures as

$$\mathcal{X}_i^{min} = \min_{j \in \underline{\nu}(i)} (\mathcal{X}_i, \mathcal{X}_j) \quad \text{and} \quad \mathcal{X}_i^{max} = \max_{j \in \underline{\nu}(i)} (\mathcal{X}_i, \mathcal{X}_j),$$

$$\mathcal{Y}_i^{min} = \min_{j \in \underline{\nu}(i)} (\mathcal{Y}_i, \mathcal{Y}_j) \quad \text{and} \quad \mathcal{Y}_i^{max} = \max_{j \in \underline{\nu}(i)} (\mathcal{Y}_i, \mathcal{Y}_j).$$

We now introduce the new detection criterion to select smooth extrema.

**Definition 7** A numerical solution  $U_i^*$  in cell  $K_i$  which violates the DMP is nonetheless eligible if

$$\mathcal{X}_i^{max} \mathcal{X}_i^{min} > 0 \quad \text{and} \quad \mathcal{Y}_i^{max} \mathcal{Y}_i^{min} > 0, \quad (9)$$

$$\frac{|\mathcal{X}_i^{min}|}{|\mathcal{X}_i^{max}|} \geq 1 - \varepsilon_i \quad \text{and} \quad \frac{|\mathcal{Y}_i^{min}|}{|\mathcal{Y}_i^{max}|} \geq 1 - \varepsilon_i, \quad (10)$$

where  $\varepsilon_i$  is a cell dependent parameter defined by

$$\varepsilon_i = (\Delta x_i)^{\frac{1}{2m}}, \quad \text{with} \quad \Delta x_i = |K_i|^{\frac{1}{m}},$$

$m$  being the spatial dimension ( $m = 2$  here).

Such a detection criterion is motivated by the following considerations. For a given mesh, the solution is locally considered as non-oscillating if condition (9) is fulfilled meaning that, at the numerical level, the ‘‘curvatures’’ of the  $\mathbb{P}_2$  approximation have the same sign.

Moreover for a given mesh, the solution is considered locally  $C^2$  from a numerical point of view if condition (10) is fulfilled. The parameter  $\varepsilon$  is a mesh dependent coefficient which prescribes the tolerance. Such criteria verifies if the ‘‘curvatures’’ are almost identical in the vicinity of cell  $K_i$  with respect to the local characteristic space length  $\Delta x_i$ .

The choice of  $\varepsilon$  derives from numerous tests. In fact our numerical experiments have shown that  $\varepsilon$  scales like a cell dependent characteristics length to a power depending on the dimension of space (tests have been carried out in 1D and 2D). It seems to the authors to be the best compromise to gain a very high-order of convergence while maintaining reasonable monotonicity. Finally we remark that at the limit  $\varepsilon = 0$  we recover the DMP.

The set of constraints  $\mathcal{A}$  for advection equation is thus constituted by the DMP relaxed by the smooth extrema detector described above. The detection process is called  $u2$  detection in reference to the second-order derivatives and is summarized in the sequel.

Being given a sequence  $U_h^* = (U_i^*)_{i \in \mathcal{E}_d}$ , the  $u2$  detection procedure in the case of the advection problem is given by the following algorithm.

1. The DMP criterion is first checked on each cell  $K_i$

$$\min_{j \in \bar{\nu}(i)} (U_i^n, U_j^n) \leq U_i^* \leq \max_{j \in \bar{\nu}(i)} (U_i^n, U_j^n). \quad (11)$$

2. If  $U_i^*$  does not satisfy (11) then

- a- Compute  $\mathcal{X}_k, \mathcal{Y}_k$  for  $k \in \nu(i) \cup \{i\}$  and coefficient  $\varepsilon_i$ ,
- b- Check criteria (9) and (10). If cell  $i$  is not a smooth extrema then  $\mathbf{d}_i$  is decremented, else  $U_i^*$  is eligible.

### 3.2 Euler system: Two detection processes and positivity-preserving

The compressible hydrodynamics Euler system of equations is the following hyperbolic unsteady non-linear system involving conservation of mass, momentum and total energy

$$\partial_t \begin{pmatrix} \rho \\ \rho u \\ \rho v \\ E \end{pmatrix} + \partial_x \begin{pmatrix} \rho u \\ \rho u^2 + p \\ \rho uv \\ u(E + p) \end{pmatrix} + \partial_y \begin{pmatrix} \rho v \\ \rho uv \\ \rho v^2 + p \\ v(E + p) \end{pmatrix} = 0. \quad (12)$$

The primitive variables are the density  $\rho$ , the velocity  $\mathbf{U} = (u, v)$  and the pressure  $p$ . The pressure is linked to two thermodynamical variables such as density and specific internal energy  $\varepsilon$  through an Equation Of State (EOS)  $p = p(\rho, \varepsilon)$ . As instance the classical ideal gas law states that  $p = (\gamma - 1)\rho\varepsilon$  where  $\gamma$  is the ratio of specific heats. Moreover the total energy  $E$  is such that  $E = \rho(\varepsilon + 1/2\|\mathbf{U}\|^2)$ .

Even if the DMP property is used in most of limiting procedures (MUSCL technique as instance), the DMP property does not make sense in the case of the Euler system, for the density or the total energy for instance, since the velocity is not divergence free. Consequently we can not rely only on DMP. We propose here two detecting procedures which we have been widely experimented and present in the next sections the pros and cons of such procedures.

#### 3.2.1 Physical Admissible Detection (PAD)

The first and minimal detection criteria consists of ensuring the physical meaningfulness of the primitive variables, namely positivity of density and pressure. Then the set of constraints  $\mathcal{A}$  are used to test if the candidate solution satisfies  $\rho_i^* > 0$  and  $p_i^* > 0$ . Note that  $p_i^*$  is not a conservative variable and derives from nonlinear combinations of conservative ones. The PAD algorithm is the following.

1. The Physical Admissibility criterion is first checked on each cell  $K_i$

$$\rho_i^* > 0, \quad p_i^* > 0. \quad (13)$$

2. If the PAD criterion is not satisfied then  $\mathbf{d}_i$  is decremented, else  $U_i^*$  is eligible.

The PAD procedure only consists of maintaining the physical meaningfulness of the numerical approximation. In other words, the high-order MOOD method coupled with the PAD Detection Process is positivity-preserving for density and pressure. This point is further discussed in section 3.2.3.

### 3.2.2 Extension of the $u2$ detection process

Physical admissibility of the solution is not enough to prevent oscillations in the vicinity of discontinuities. It is a precondition but we require an supplementary detection criterion to decide whether the numerical solution is locally smooth or not. To this end, we adapt the  $u2$  criterion to the density variable using local  $\mathbb{P}_2$  polynomial reconstruction  $\tilde{\rho}_i = \tilde{\rho}_i(\cdot; 2)$  to evaluate  $\mathcal{X}_i = \partial_{xx}\tilde{\rho}_i$  and  $\mathcal{Y}_i = \partial_{yy}\tilde{\rho}_i$ . The  $u2$  detection algorithm for the Euler system is thus the following.

1. The PAD criterion is first checked on each cell  $K_i$ . If it is not satisfied then  $\mathbf{d}_i$  is decremented and Steps 2. and 3. are skipped.
2. The DMP criterion of the density function is checked on each cell  $K_i$

$$\min_{j \in \bar{\nu}(i)} (\rho_i^n, \rho_j^n) \leq \rho_i^* \leq \max_{j \in \bar{\nu}(i)} (\rho_i^n, \rho_j^n). \quad (14)$$

3. If  $\rho_i^*$  does not satisfy (14) then
  - a- Compute  $\mathcal{X}_k, \mathcal{Y}_k$  for  $k \in \underline{\nu}(i) \cup \{i\}$  and coefficient  $\varepsilon_i$ ,
  - b- Check criteria (9) and (10). If cell  $i$  is not a smooth extrema then  $\mathbf{d}_i$  is decremented for any conservative variable, else  $U_i^*$  is eligible.

The set of constraints  $\mathcal{A}$  consists of the PAD, and the  $u2$  detection process on the density. Note that the density is thus the variable onto which the detection is performed. However there is a large number of possible choices of detection variables and decrementing procedures.

### 3.2.3 Positivity-preserving property

One important property a scheme must fulfill is to be positivity-preserving, that is given a set of physically admissible mean values the scheme provides another set of physically admissible ones. It is absolutely mandatory for the



simulation to continue. In the case of the Euler equations density and pressure must be positive but this is not straightforwardly ensured by most of classical MUSCL or ENO/WENO schemes and most of simulation codes need a special treatment when the positivity is violated. Indeed designing a positivity-preserving scheme may be a difficult task and often leads to a more complex scheme because of the classical *a priori* limitation philosophy. This classical difficulty is stated by the authors in [49] page 2754 as “ It is very difficult to design a conservative high-order accurate scheme preserving the positivity”. However the *a posteriori* treatment implies that the MOOD method is intrinsically positivity-preserving assuming the three following points:

1. The lowest order scheme is positivity-preserving, in our case it is the first-order finite volume one.
2. The positivity of density and pressure are parts of the set of constraints  $\mathcal{A}$ .
3. The EdgePD strategy is upper-limiting see [7] definition 9 page 4033. This implies that if the CellPD of a given cell is 0 then this cell is fully updated with the first-order scheme.

The proof that the MOOD method is positivity-preserving is analogous to the one in theorem 10 page 4033 of [7]. In short, given a candidate solution one checks the positivity of density and pressure. If a cell is problematic that is to say density or pressure is negative then the CellPD is decremented. The next candidate solution is computed and checked again: Either this next candidate is positive or the decrementing process carries on until the CellPD is zero. In this latter case points 1. and 3. necessarily imply the positivity of the candidate solution. As this process is the same for any cell it leads to a positivity-preserving solution in a finite number of MOOD iterations.

In the numerical section we propose the Noh test case for which our implementation of the classical MUSCL scheme generates a negative pressure and fails to complete the simulation whereas the MOOD method always gives a physical meaningful solution.

## 4 Numerical tests

MOOD has been implemented into a 2D unstructured (polygonal) code which can deal with advection equation and hydrodynamics equations. The polynomial reconstruction ranges from piecewise constant up to piecewise polynomial of fifth degree. Following remark 4 one uses two decrementing sequences:  $\mathbb{P}_5$ - $\mathbb{P}_2$ - $\mathbb{P}_0$  and  $\mathbb{P}_3$ - $\mathbb{P}_2$ - $\mathbb{P}_0$ . It implies that only two precomputed matrices for the reconstruction step per cell are only stored in memory for  $\mathbf{d} = \mathbf{d}_{max}$  and  $\mathbf{d} = 2$ . The flux computation involves integrals which are approximated using Gaussian numerical integration. We use two Gaussian points on edges for  $\mathbb{P}_2$  and  $\mathbb{P}_3$  reconstructions and three for  $\mathbb{P}_5$  to reach the expected order of accuracy for numerical integrations. Time integration is performed with the RK3-TVD method given by system (6). We apply the MOOD procedure detailed in section 2 to each sub-step of the RK3-TVD. The CellPD are thus reinitialized to  $\mathbf{d}_{max}$  at the beginning of each time sub-step. By default we use classical time step control with CFL=0.6. In the case of convergence study we use a fixed time step  $\Delta t = \Delta x^{r/3}$  to reach  $r^{th}$ -order of accuracy. Given a variable  $\varphi$  the relative  $L^1$  and  $L^\infty$  errors are measured by:

$$err_1 = \frac{\sum_{i \in \mathcal{E}_{el}} |\varphi_i^N - \varphi_i^0| |K_i|}{\sum_{i \in \mathcal{E}_{el}} |\varphi_i^0| |K_i|} \quad \text{and} \quad err_\infty = \frac{\max_{i \in \mathcal{E}_{el}} |\varphi_i^N - \varphi_i^0|}{\max_{i \in \mathcal{E}_{el}} |\varphi_i^0|},$$

where  $(\varphi_i^0)_i$  and  $(\varphi_i^N)_i$  are respectively the cell mean values at initial time  $t = 0$  and final time  $t = t_{final} = N\Delta t$ .

The unstructured meshes used in this paper are of different kinds, logically rectangular, Delaunay triangulation, Voronoi tessellation and non-conformal polygonal mesh. Contrarily to what was done in [7] the whole detection is made *a posteriori*, namely we do not check if the reconstructed values at Gauss points are physically admissible or not. If they are not, the flux and the cell mean values are usually undefined therefore the cell is flagged as problematic.

### 4.1 Advection equation

Let us consider the scalar linear advection of a quantity  $u$  with velocity  $V(\mathbf{x})$

$$\begin{cases} \partial_t u + \nabla \cdot (Vu) = 0, \\ u(\cdot, t = 0) = u^0, \end{cases} \quad (15)$$

where  $V(\mathbf{x})$  is a continuous function on  $\Omega \in \mathbb{R}^2$  and  $u^0$  is the initial condition. Boundary conditions are prescribed as periodic ones on  $\partial\Omega$ .

The Double Sine Translation (DST) is first tested on Delaunay triangulations

and Voronoi tessellations in order to prove that on smooth solution MOOD can actually maintain very high-order of accuracy with the  $u_2$  detection criteria. Only second-order of accuracy is reached when DMP detection criterion is used. The second test is the Solid Body Rotation (SBR) that is used to prove that MOOD- $u_2$  can preserve smooth extrema but can still limit discontinuous profiles. This problem is further used to show the improvement obtained when polynomial reconstruction degree is increased, in other word when high- $(\mathbb{P}_1)$  and very high-order  $(\mathbb{P}_3, \mathbb{P}_5)$  numerical schemes are used.

#### 4.1.1 Double Sine Translation (DST)

Let  $\Omega$  be the unit square. We consider a constant velocity  $V = (2, 1)$  and the  $C^\infty$  initial condition

$$u^0(x, y) = \sin(2\pi x) \sin(2\pi y).$$

The final time is  $t_{\text{final}} = 2.0$ . Periodic boundary conditions imply that the exact final solution coincides with the initial one. The solution is therefore always smooth during the computation.

The computations are carried out on series of successively refined Delaunay triangulations (from 456 up to 29184 cells, see an example in Fig. 3 left panel) and polygonal Voronoi tessellations (from 300 up to 19200 cells, see Fig. 3 right panel). Note that the meshes are far from being regular, see right panel of Fig. 3 for instance. We plot in Fig. 4 the convergence curves obtained on




Fig. 3. Example of Delaunay (left) and Voronoi (right) meshes for the DST problem.

the series of Delaunay triangulations and Voronoi tessellations. The MOOD method with the DMP detection process is displayed on top panels whereas the  $u_2$  Detection Process is on bottom panels. It clearly shows the strong limitation implied by the DMP since only  $3^{\text{rd}}$ -order and  $2^{\text{nd}}$ -order are reached in

$L^1$  and  $L^\infty$  norms respectively independently of the polynomial degree. On the contrary the proposed  $u_2$  Detection Process reaches the expected order of convergence. This is actually explained by the fact that only polynomials of maximal degree are used during the whole computation, *i.e.* no CellPD decrementing is ever recorded.

$L^1$  and  $L^\infty$  errors and rates are given in Table 1 for the DMP and the  $u_2$  detection criteria. One observes that the optimal order of convergence is reached for the  $u_2$  detection criterion whereas only second-order accurate results are obtained when the DMP is used.

This accuracy test on smooth functions is passed by the MOOD method with  $u_2$  Detection Process, the next section is thus dedicated to the study of its behavior on non-smooth profiles.

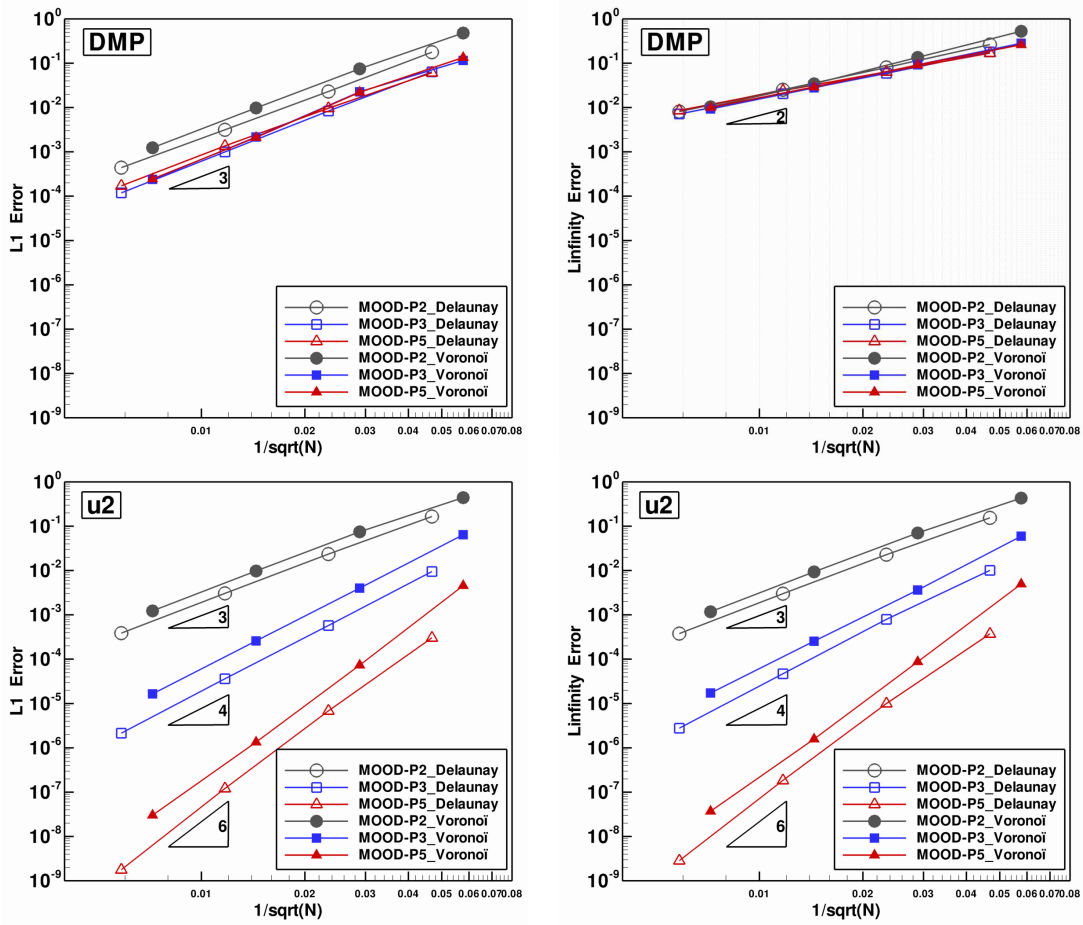


Fig. 4. Error curves for the DST problem for series of Delaunay meshes (empty symbols) and of Voronoi meshes (filled symbols) for the DMP detection process (top) and the  $u_2$  one (bottom).

		DMP detec. process				$u_2$ detec. process			
Deg./Type	Cell Nb	$L^1$ error		$L^\infty$ error		$L^1$ error		$L^\infty$ error	
$\mathbb{P}_2$ /Delaunay	456	1.775E-01	—	2.629E-01	—	1.656E-01	—	1.549E-01	—
	1824	2.303E-02	2.95	8.016E-02	1.71	2.351E-02	2.82	2.283E-02	2.76
	7296	3.142E-03	2.87	2.522E-02	1.67	3.049E-03	2.95	2.995E-03	2.93
	29184	4.391E-04	2.84	8.082E-03	1.64	3.870E-04	2.98	3.784E-04	2.98
$\mathbb{P}_2$ /Voronoi	300	4.804E-01	—	5.278E-01	—	4.423E-01	—	4.339E-01	—
	1200	7.483E-02	2.68	1.359E-01	1.96	7.482E-02	2.56	7.070E-02	2.62
	4800	9.779E-03	2.94	3.432E-02	1.99	9.788E-03	2.93	9.348E-03	2.92
	19200	1.244E-03	2.97	1.039E-02	1.72	1.233E-03	2.99	1.176E-03	2.99
Expected order		3		3		3		3	
$\mathbb{P}_3$ /Delaunay	456	6.383E-02	—	1.801E-01	—	9.474E-03	—	1.007E-02	—
	1824	8.369E-03	2.93	5.920E-02	1.61	5.751E-04	4.04	7.916E-04	3.67
	7296	9.916E-04	3.08	2.057E-02	1.53	3.611E-05	3.99	4.664E-05	4.09
	29184	1.185E-04	3.06	7.146E-03	1.53	2.140E-06	4.08	2.774E-06	4.07
$\mathbb{P}_3$ /Voronoi	300	1.158E-01	—	2.826E-01	—	6.431E-02	—	5.961E-02	—
	1200	2.263E-02	2.36	9.234E-02	1.61	4.017E-03	4.00	3.632E-03	4.04
	4800	2.157E-03	3.39	2.787E-02	1.73	2.583E-04	3.96	2.539E-04	3.84
	19200	2.393E-04	3.17	9.295E-03	1.58	1.649E-05	3.97	1.718E-05	3.89
Expected order		4		4		4		4	
$\mathbb{P}_5$ /Delaunay	456	6.098E-02	—	1.691E-01	—	3.034E-04	—	3.715E-04	—
	1824	9.660E-03	2.66	6.383E-02	1.41	6.796E-06	5.48	9.939E-06	5.22
	7296	1.359E-03	2.83	2.399E-02	1.41	1.207E-07	5.82	1.831E-07	5.76
	29184	1.704E-04	3.00	8.574E-03	1.48	1.767E-09	6.09	2.836E-09	6.01
$\mathbb{P}_5$ /Voronoi	300	1.352E-01	—	2.610E-01	—	4.584E-03	—	4.955E-03	—
	1200	2.213E-02	2.61	9.116E-02	1.52	7.327E-05	5.97	8.740E-05	5.83
	4800	2.119E-03	3.38	2.914E-02	1.65	1.341E-06	5.77	1.573E-06	5.80
	19200	2.449E-04	3.11	1.005E-02	1.54	3.017E-08	5.47	3.703E-08	5.41
Expected order		6		6		6		6	

Table 1

$L^1$  and  $L^\infty$  errors and convergence rate for the DST problem for the MOOD method with DMP and  $u_2$  detection process.

#### 4.1.2 Solid Body Rotation (SBR)

First introduced by R.J. Leveque in [25], the Solid Body Rotation test on the unit domain consists of one rotation of three shapes: a hump, a cone and a slotted cylinder. Each shape is located within a circle of radius  $r^0 = 0.15$

Hump centered at  $(x^0, y^0) = (0.25, 0.5)$

$$u^0(x, y) = \frac{1}{4}(1 + \cos(\pi \min(r(x, y), 1))).$$

Cone centered at  $(x^0, y^0) = (0.5, 0.25)$

$$u^0(x, y) = 1 - r(x, y).$$

Slotted cylinder centered at  $(x^0, y^0) = (0.5, 0.75)$

$$u^0(x, y) = \begin{cases} 1 & \text{if } |x - 0.5| < 0.25, \text{ or } y > 0.85, \\ 0 & \text{elsewhere,} \end{cases}$$

where  $r(x, y) = \frac{1}{r^0} \sqrt{(x - x^0)^2 + (y - y^0)^2}$ . To perform the rotation, we use the velocity  $V(\mathbf{x}) = (-y + 0.5, x - 0.5)$  and the final time  $t_{\text{final}} = 2\pi$  corresponds to one full rotation.

For this test case we use a genuinely unstructured and non-uniform mesh made of 5190 triangles see Fig. 5 where we also display the initial data in isolines view, see also Fig. 6 top-left panel where a side view of the initial data is provided. This mesh is refined around the slotted disk, the ratio between the largest and smallest edge length is approximately 7. The three shapes while rotating move across the refined and coarse zones. The purpose is to emphasize the effects on the numerical results of using a truly non-regular mesh.

We plot in Fig. 6 profile views of the solution obtained from three methods but all with a  $\mathbb{P}_5$  polynomial reconstruction. First the MOOD method with the DMP Detection Process, then the MOOD method with the  $u2$  Detection Process, and finally the unlimited version of the FV scheme. These results show on one hand that the solution with  $u2$  Detection Process on the non-smooth slotted cylinder is almost the same as for the DMP. On the other hand it shows that the  $u2$  solution on the two smooth profiles are exactly the ones obtained by the unlimited scheme. In other words, the  $u2$  Detection Process maintains the same accuracy as an unlimited scheme on smooth profiles and almost the monotonicity of a limited scheme on non-smooth ones. The same conclusion applies for any other polynomial degrees tested hence we have skipped these figures. In Fig. 7 are displayed a zoom on the slotted disk at the final time for the initial/final, the limited MUSCL scheme (MLP [31]), MOOD- $\mathbb{P}_1$ , MOOD- $\mathbb{P}_3$  and MOOD- $\mathbb{P}_5$  with  $u2$  detection process.

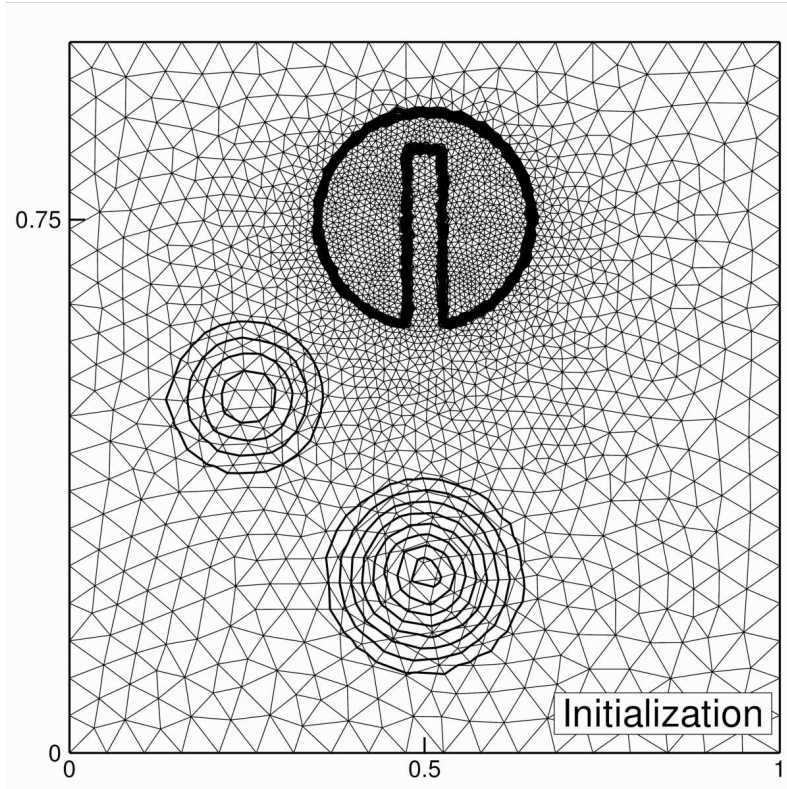


Fig. 5. Initial mesh and initial data for the SBR problem. The mesh is composed of 5190 triangles refined around the slotted disk. The resulting mesh is genuinely non-uniform.

In Table 2 are gathered the errors for  $\mathbb{P}_3$  and  $\mathbb{P}_5$  in order to show that the  $u_2$  Detection Process provides a slightly better accuracy than the DMP detection process. Finally we display in Table 3 the min/max values of the final numer-

$L^1$ Error	DMP	$u_2$	UNLIMITED
$\mathbb{P}_3$	3.219E-1	3.171E-1	3.734E-1
$\mathbb{P}_5$	2.690E-1	2.621E-1	3.223E-1

Table 2

$L^1$  error for the SBR problem for different detection processes and polynomial degrees.

ical solution for the limited MUSCL method (MLP), MOOD- $\mathbb{P}_1$ , MOOD- $\mathbb{P}_3$  and MOOD- $\mathbb{P}_5$  all with DMP detection or  $u_2$  Detection Process. This table shows that the  $u_2$  detection process permits slight undershoots which is one of the reasons MOOD can reach high-order accuracy.

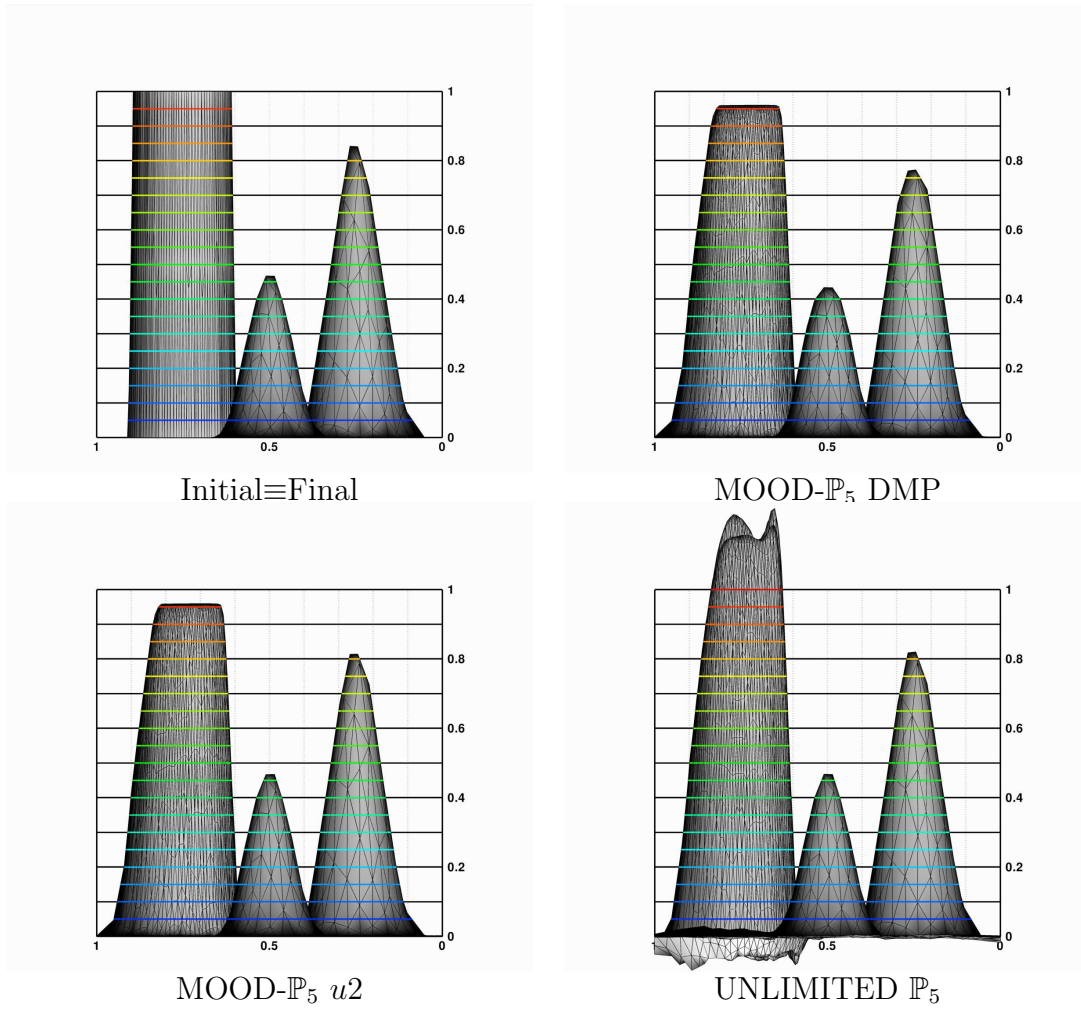


Fig. 6. Profiles of the SBR solution for the initial/final exact solution, MOOD- $\mathbb{P}_5$  with DMP detection process, MOOD- $\mathbb{P}_5$  with  $u2$  detection process, MOOD- $\mathbb{P}_5$  without any limitation.

Method	MUSCL	MOOD- $\mathbb{P}_1$		MOOD- $\mathbb{P}_3$		MOOD- $\mathbb{P}_5$	
Detec.		DMP	$u2$	DMP	$u2$	DMP	$u2$
Min	5.58E-10	0.00E+00	-2.45E-03	3.27E-08	-1.31E-03	1.10E-08	-5.60E-05
Max	7.48E-01	8.53E-01	8.51E-01	9.49E-01	9.54E-01	9.61E-01	9.60E-01

Table 3

Minimal and maximal mean values for the SBR problem for different detection processes and polynomial degrees.



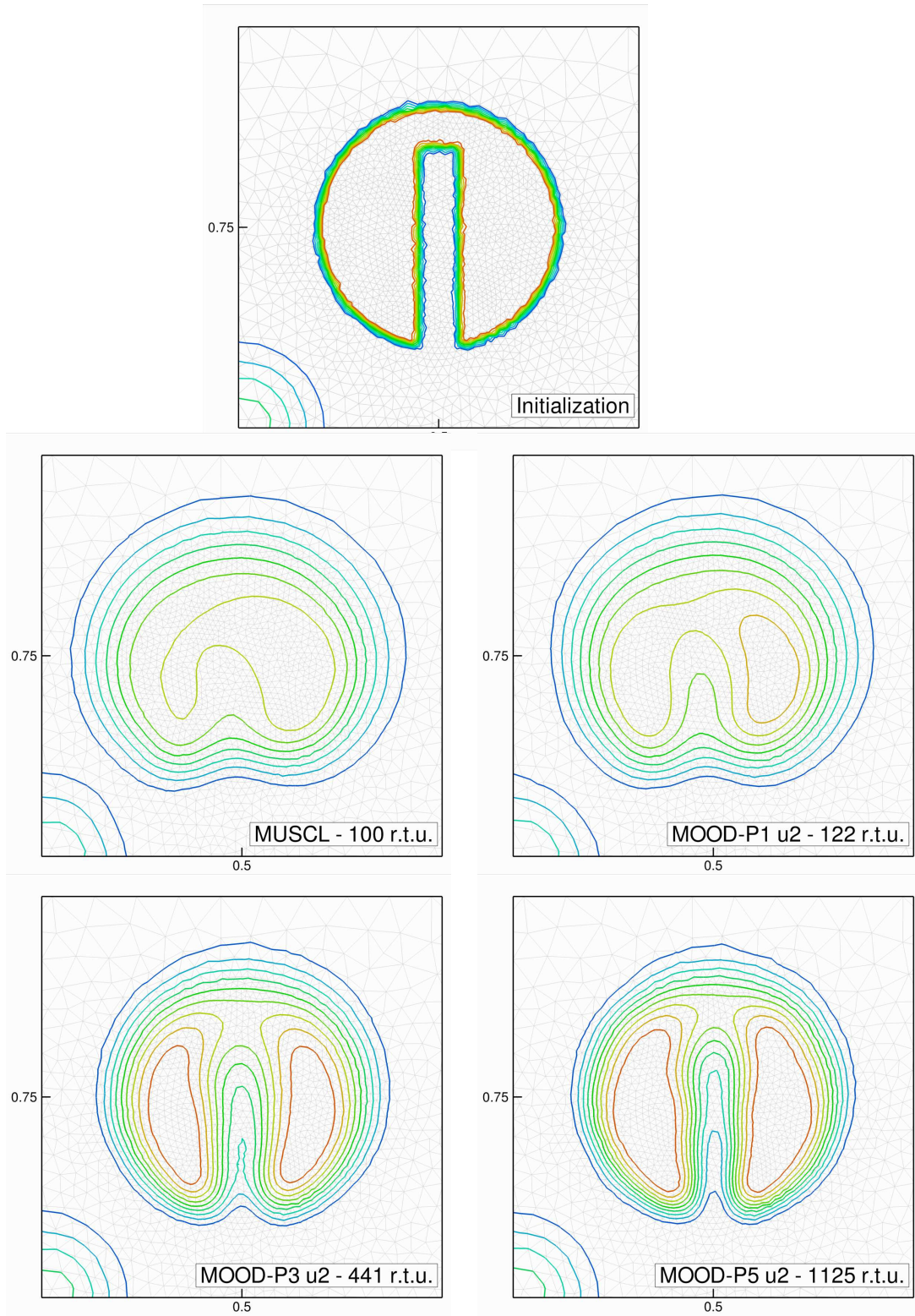


Fig. 7. Profiles of the SBR solution for the initial/final exact solution (top), for a limited MUSCL method (MLP) and MOOD- $\mathbb{P}_1$ , MOOD- $\mathbb{P}_3$ , MOOD- $\mathbb{P}_5$  with  $u_2$  detection process.

## 4.2 Euler system

In this section we test the MOOD method on unstructured meshes for hydrodynamics problems governed by the Euler system. First we need to assess the effective numerical accuracy of the method on a smooth problem for which an exact solution exists. We choose an isentropic vortex which presents a smooth profile during the entire simulation and, as such, permits the estimation of errors and convergence orders. In a second test we run the Double Mach reflection problem to highlight the good capacity of the MOOD method to capture strong shocks and contact discontinuities. Moreover we provide CPU cost and memory storage tables. Next the Noh problem is used to assess the positivity-preserving property of the MOOD method. Last we propose a genuine physical problem extracted from [37] for which experimental results are available.

### 4.2.1 Isentropic vortex

The isentropic vortex problem is detailed in [35] and [47], therefore we only mention the basic data for the sake of consistency. The simulation domain  $\Omega$  is the square  $[-5, 5] \times [-5, 5]$  and we consider an initial gas flow given by the following condition (ambient gas)  $\rho_\infty = 1.0$ ,  $u_\infty = 1.0$ ,  $v_\infty = 1.0$ ,  $p_\infty = 1.0$ , with a normalized ambient temperature  $T_\infty^* = 1.0$  computed with the perfect gas equation of state and  $\gamma = 1.4$ .

A vortex centered at  $\mathbf{x}_{\text{vortex}} = (x_{\text{vortex}}, y_{\text{vortex}}) = (0, 0)$  is added to the ambient gas at the initial time  $t = 0$  with the following conditions  $u = u_\infty + \delta u$ ,  $v = v_\infty + \delta v$ , and  $T^* = T_\infty^* + \delta T^*$

$$\begin{aligned} \delta u &= -y' \frac{\beta}{2\pi} \exp\left(\frac{1-r^2}{2}\right), & \delta v &= x' \frac{\beta}{2\pi} \exp\left(\frac{1-r^2}{2}\right), \\ \delta T^* &= -\frac{(\gamma-1)\beta}{8\gamma\pi^2} \exp(1-r^2). \end{aligned}$$

with  $r = \sqrt{x'^2 + y'^2}$ ,  $(x' = x - x_{\text{vortex}}, y' = y - y_{\text{vortex}})$  and vortex strength is given by  $\beta = 5.0$ . Consequently, the initial density is given by

$$\rho = \rho_\infty \left(\frac{T^*}{T_\infty^*}\right)^{\frac{1}{\gamma-1}} = \left(1 - \frac{(\gamma-1)\beta}{8\gamma\pi^2} \exp(1-r^2)\right)^{\frac{1}{\gamma-1}} \quad (16)$$

We assume periodic condition on the boundary and the exact solution at any time  $t$  is the same vortex but translated.

The goal of the present test is to highlight the stagnation of the rate of accuracy when primitive variables are used for the polynomial reconstructions instead of conservative ones. As pointed out in the previous section, nonlinear operations on means values reduces the method order up to at most a second-order one. We have performed the numerical simulations of the isentropic vortex problem with the same mesh using the less restrictive Physical Admissible Detection (PAD) procedure to provide effective very high-order. A series of refined meshes (from 200 up to 51200 cells) are successively used to compute the numerical solution.

In Table 4 are gathered the  $L^1$  and  $L^\infty$  errors and rates of convergence for MOOD- $\mathbb{P}_2$ , MOOD- $\mathbb{P}_3$ , MOOD- $\mathbb{P}_5$  using the Physical Admissible Detection. Clearly, conservative variable reconstructions provide the optimal convergence rate whereas the reconstruction with primitive variables is systematically reduced to a second-order one. We also display in Fig. 8 the convergence curves

		Conservative variables				Primitive variables			
Deg.	Cell Nb	$L^1$ error		$L^\infty$ error		$L^1$ error		$L^\infty$ error	
$\mathbb{P}_2$	200	1.850E-02	—	2.680E-01	—	2.002E-02	—	2.884E-01	—
	800	6.519E-03	1.50	1.255E-01	1.09	7.621E-03	1.39	1.771E-01	0.70
	3200	1.444E-03	2.17	2.208E-02	2.51	1.536E-03	2.31	4.054E-02	2.13
	12800	2.504E-04	2.53	3.631E-03	2.60	2.554E-04	2.59	6.060E-03	2.74
	51200	3.347E-05	2.90	4.923E-04	2.88	4.540E-05	2.49	8.756E-04	2.79
	Expected order		3		3		3		3
$\mathbb{P}_3$	200	1.137E-02	—	1.880E-01	—	1.424E-02	—	2.384E-01	—
	800	2.504E-03	2.18	4.686E-02	2.00	3.530E-03	2.01	8.358E-02	1.51
	3200	3.524E-04	2.83	5.977E-03	2.97	5.666E-04	2.64	8.835E-03	3.24
	12800	1.947E-05	4.18	3.725E-04	4.00	1.377E-04	2.04	1.649E-03	2.42
	51200	1.069E-06	4.19	1.996E-05	4.22	3.460E-05	1.99	4.091E-04	2.01
	Expected order		4		4		4		4
$\mathbb{P}_5$	200	8.193E-03	—	1.200E-01	—	1.161E-02	—	1.915E-01	—
	800	1.762E-03	2.22	3.433E-02	1.81	2.492E-03	2.22	3.740E-02	2.36
	3200	6.767E-05	4.70	1.133E-03	4.92	5.482E-04	2.18	6.112E-03	2.61
	12800	1.011E-06	6.06	2.237E-05	5.66	1.382E-04	1.99	1.598E-03	1.94
	51200	2.583E-08	5.29	4.809E-07	5.54	3.462E-05	2.00	4.039E-04	1.98
	Expected order		6		6		6		6

Table 4

$L^1$  and  $L^\infty$  errors and convergence rates for the isentropic vortex problem with MOOD and the Physical Admissible Detection Process. Comparison between conservative and primitive variables polynomial reconstructions for different polynomial degrees.

corresponding to the errors of Table 4. Finally we also mention that when the vortex is not in motion, *i.e.*  $(u_\infty, v_\infty) = (0, 0)$ , then the reconstruction using primitive variables does produce the correct order of convergence.

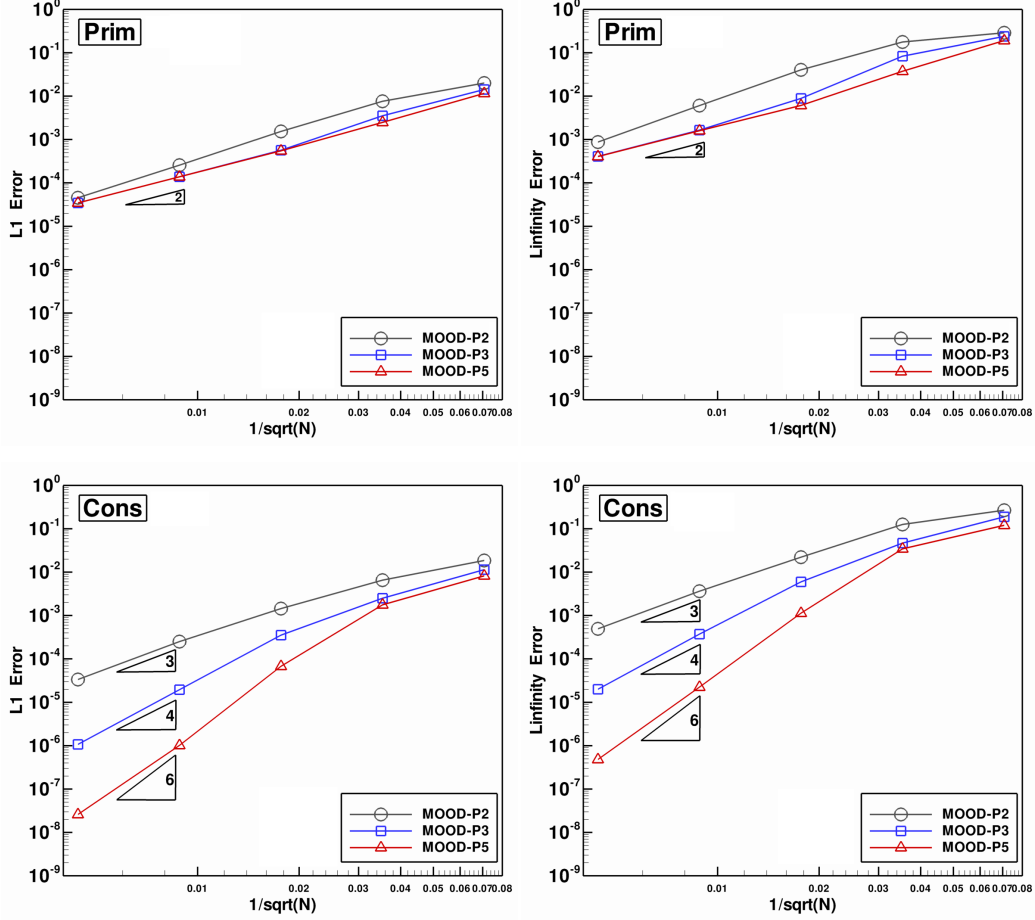


Fig. 8. Convergence curves for the isentropic vortex. Top figures correspond to the reconstruction with primitive variables while bottom figures use reconstruction with conservative variables. The left column represents the  $L^1$ -norm error and the right column the  $L^\infty$ -norm error. The PAD detection process has been used.

#### 4.2.2 Double Mach reflection of a strong shock

The double mach reflection of a strong shock was first proposed in [46]. This test problem involves a Mach 10 shock in a perfect gas with  $\gamma = 1.4$ , which is initially positioned at  $x = 1/6$ ,  $y = 0$  and makes a  $60^\circ$  angle with the  $x$ -axis. The gas ahead of the shock is at rest and has uniform initial density  $\rho^0 = 1.4$  and pressure  $p^0 = 1$ . The reflecting wall lies along the bottom of the domain, beginning at  $x = 1/6$ . The region from  $x = 0$  to  $x = 1/6$  along the bottom boundary at  $y = 0$  is always assigned values for the initial post-shock flow. Inflow boundary condition on the left side and outflow condition on the right side are also set. At the top, the boundary conditions are set to describe the exact motion of the Mach 10 flow (see [11]).

The goal of the test is, on one hand, to quantitatively show the effect of the polynomial degree reconstruction when dealing with strong shock and, on the other hand, to observe the capacity of the method to reproduce the complex

structure due to the contact discontinuities in the right part of the shock. The mesh has been obtained using the free mesher Gmsh by a refinement of a coarser Delaunay ones, it is constituted of 102720 triangles (see Fig. 9 top.). Moreover for all figures 30 isolines between 1.39 and 23 have been drawn.

We depict in Fig. 9 the impact of the polynomial degree of the reconstruction on the numerical solution using the same mesh. The  $u2$ +PAD Detection Processes has been employed to control the oscillations in the vicinity of the shock. Clearly the degree of the reconstruction has a strong impact on the solution accuracy and improve the shock capture. Most relevant parts are the contact discontinuities in the right zone  $x \in [2.3, 2.7]$  which show the capacity of the scheme to reduce numerical viscosity when employing higher-order reconstructions.

Figure 10 is a comparison between the Physical Admissible Detection (PAD) and the coupling  $u2$ +PAD. The  $u2$  Detection Process reduces the oscillations but increases the numerical viscosity close to contact discontinuities. It is worth noting that even with a weak Detection Process, namely the PAD procedure, the MOOD method is still very robust and provides a solution resembling the classical ones from the literature [46]. The choice of the detecting procedure depends of the simulation goal: Less oscillations with the  $u2$ +PAD or less diffusive with the PAD alone.

To conclude with this test case, we provide in Tables 5 and 6 the cost of the MOOD method running on a single core of the three following machines (using -O3 flag for gfortran compiler)

- M1 : A laptop with Intel Core2Duo P7550 (2 cores) @ 2.26GHz, 3MB of L2 Cache, 8GB of RAM.
- M2 : A server with two Intel Xeon E5335 (4 cores) @ 2.00Ghz, 8MB of L2 Cache, 16GB of RAM.
- M3 : A desktop with Intel Core i5 2500 (4 cores) @ 3.30GHz, 6MB of L2 Cache, 8GB of RAM.

This comparison is done on two different meshes, one made of 57600 uniform quadrilaterals and one Delaunay triangulation with 17624 cells. We compare MOOD- $\mathbb{P}2$ , MOOD- $\mathbb{P}3$  and MOOD- $\mathbb{P}5$  for both the PAD and  $u2$ +PAD detection processes. We give in Table 5 the memory cost (in left column) and the total number of iterations (in right column) for all simulations, while we provide in Table 6 the total CPU time (in left column) and the time in microseconds needed for one complete time step of a single cell (in right column) including reconstruction, flux computation and time integration (RK3) of all variables.

It is fairly difficult to compare the cost of two methods running on different machines, for instance the method is faster on triangles with  $M2$  compared to

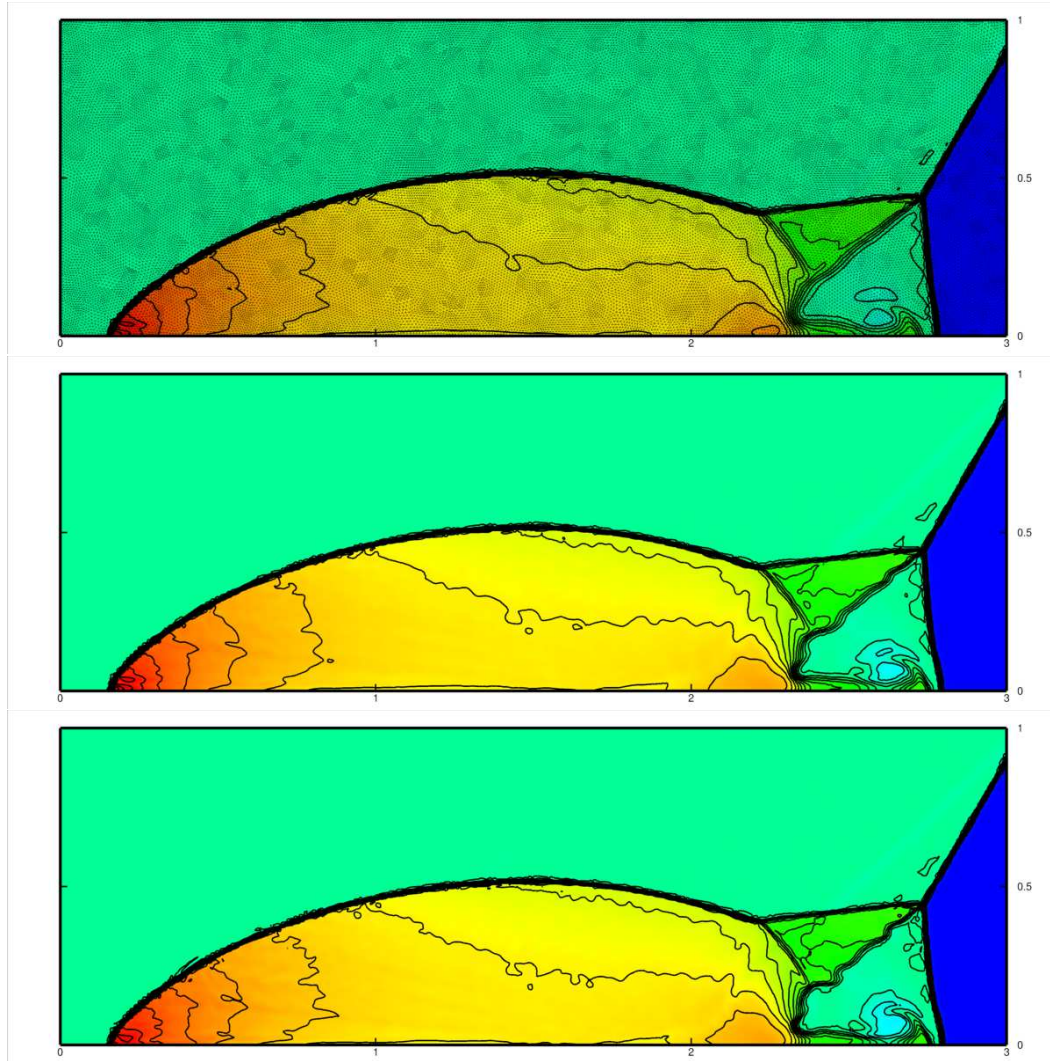


Fig. 9. Comparison between the  $\mathbb{P}_2$  (top),  $\mathbb{P}_3$  (middle) and  $\mathbb{P}_5$  (bottom) polynomial reconstructions with the conservative variables using the same mesh. Physical Admissible Detection (PAD) and  $u_2$  Detector have been both used to prevent numerical oscillations

$M1$  but it is the opposite for quadrilaterals. However according to reference [15] the MOOD method is competitive when compared to trully unstructured methods of the same order.

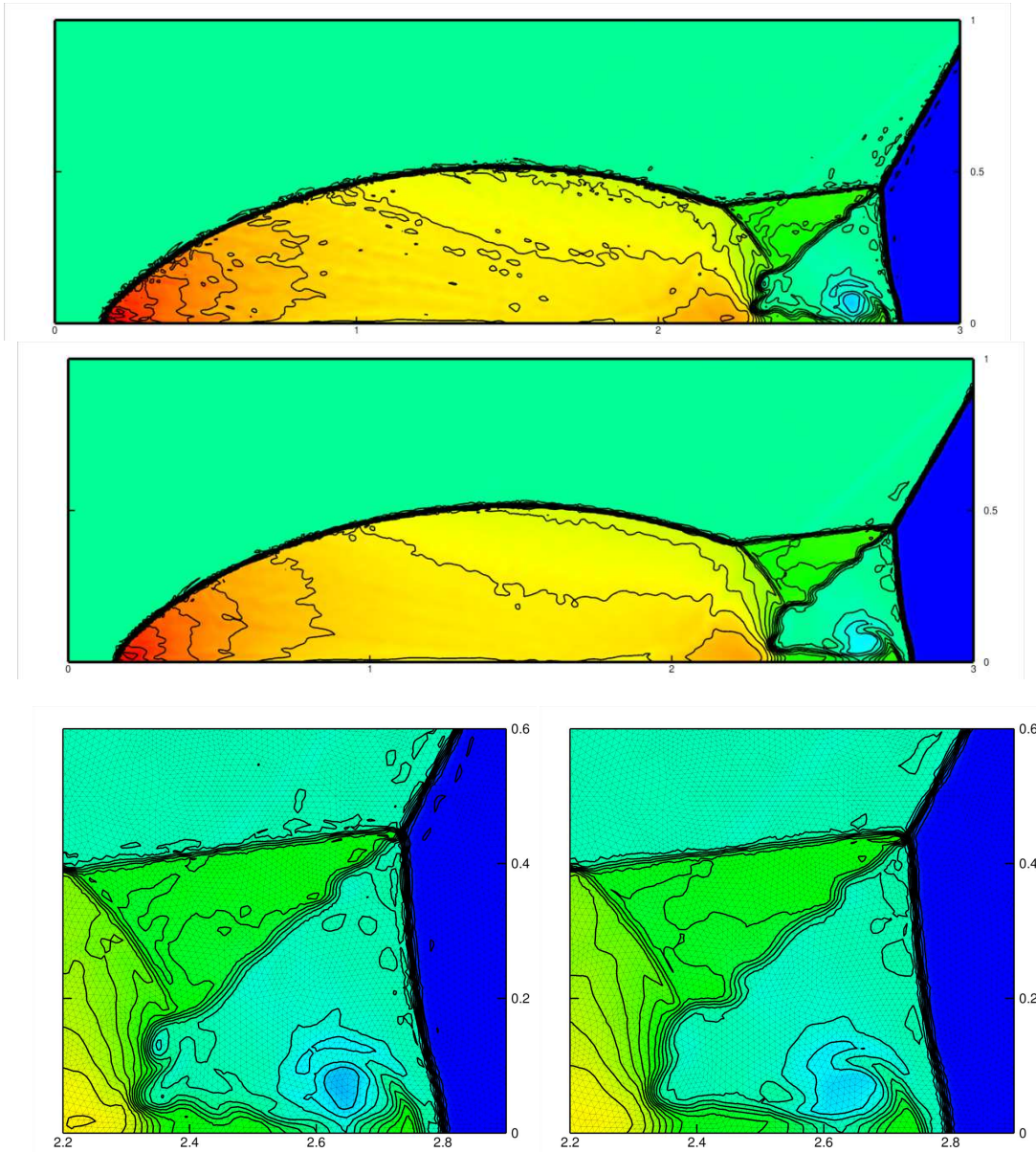


Fig. 10. Results of the MOOD method with  $\mathbb{P}5$ . In the top figure, simulation has been carried out with the Physical Admissible Detection (PAD) Detection Process while we have both employed the PAD and  $u_2$  Detection in the middle figure. The left bottom and right bottom figure give a zoom of the solution with the PAD and  $u_2$ +PAD Detection Process respectively.

Mesh	$\mathbb{P}_2$ - 3 <sup>rd</sup> -order		$\mathbb{P}_3$ - 4 <sup>th</sup> -order		$\mathbb{P}_5$ - 6 <sup>th</sup> -order		Detection
	memory	iterations	memory	iterations	memory	iterations	
57600 qua.	240Mo	1012	385Mo	998	840Mo	1004	$u_2$ +PAD
	180Mo	1016	270Mo	1010	572Mo	1031	PAD
17624 tri.	60Mo	1264	105Mo	1265	250Mo	1265	$u_2$ +PAD
	50Mo	1268	67Mo	1272	165Mo	1275	PAD

Table 5

Memory storage and total number of iterations for the Double Mach problem according to the different configurations with the MOOD method.

Machine	Mesh	$\mathbb{P}_2$ - 3 <sup>rd</sup> -order		$\mathbb{P}_3$ - 4 <sup>th</sup> -order		$\mathbb{P}_5$ - 6 <sup>th</sup> -order		Detection
		total	per iter.	total	per iter.	total	per iter.	
M1	57600 qua.	2157s	37 $\mu$ s	3162s	55 $\mu$ s	8964s	155 $\mu$ s	$u_2$ +PAD
		1346s	23 $\mu$ s	2327s	40 $\mu$ s	8314s	140 $\mu$ s	PAD
	17624 tri.	601s	27 $\mu$ s	1003s	45 $\mu$ s	1650s	74 $\mu$ s	$u_2$ +PAD
		492s	22 $\mu$ s	762s	34 $\mu$ s	1573s	70 $\mu$ s	PAD
M2	57600 qua.	2228s	38 $\mu$ s	4785s	83 $\mu$ s	12371s	214 $\mu$ s	$u_2$ +PAD
		1629s	28 $\mu$ s	3830s	66 $\mu$ s	11629s	196 $\mu$ s	PAD
	17624 tri.	615s	27 $\mu$ s	922s	41 $\mu$ s	1292s	58 $\mu$ s	$u_2$ +PAD
		521s	23 $\mu$ s	707s	32 $\mu$ s	1079s	48 $\mu$ s	PAD
M3	57600 qua.	683s	12 $\mu$ s	1089s	19 $\mu$ s	3696s	66 $\mu$ s	$u_2$ +PAD
		490s	8 $\mu$ s	859s	15 $\mu$ s	3604s	61 $\mu$ s	PAD
	17624 tri.	265s	12 $\mu$ s	397s	18 $\mu$ s	594s	27 $\mu$ s	$u_2$ +PAD
		230s	10 $\mu$ s	308s	14 $\mu$ s	492s	22 $\mu$ s	PAD

Table 6

Total time and cost for one complete time step of a single cell for the Double Mach problem.



#### 4.2.3 Noh problem as a positivity-preserving test case.

The goal of the Noh problem in Cartesian geometry is to numerically prove that the MOOD method is positivity-preserving, see section 3.2.3 for a discussion on this point. It is a difficult problem well-known in the Lagrangian community, see as instance [27,26]. Characteristically our implementation of the classical MUSCL scheme is not able to simulate this problem without creating negative pressures.

The problem is run in the disk of radius 1.2 centered at  $(0, 0)$ . We initialize a perfect gas with  $\gamma = 5/3$ , density  $\rho_0 = 1$ , pressure  $p_0 = 10^{-10}$  and velocity  $U_0(x, y) = \left(-x/\sqrt{x^2 + y^2}, -y/\sqrt{x^2 + y^2}\right)$  such that  $\|U_0(x, y)\| = 1$ . A cylindrical shock wave generated at the origin further diverges until final time  $t_{\text{final}} = 2.0$ . The exact solution at  $t_{\text{final}}$  is thus given by

$$\{\rho, p, u_r\} = \begin{cases} \left\{16, \frac{16}{3}, 0\right\} & \text{if } r < r_s, \\ \left\{\left(1 + \frac{2}{r}\right), 10^{-10}, -1\right\} & \text{if } r > r_s, \end{cases} \quad (17)$$

where  $r$  is the radius,  $u_r$  the radial velocity and  $r_s = 2/3$  the shock wave position. This problem is simulated on a polygonal mesh made of 19756 cells with about 100 cells in the radial direction. Notice that the mesh is made of seven layers of quadrangles separated with degenerated polygons, see Fig. 11. We display the MOOD- $\mathbb{P}3$  results for the density maps (left panels) and the density as a function of cell radius (right panels) in Fig. 11. The top panels correspond to the PAD detection process whereas the bottom ones correspond to the  $u2$ +PAD one. One observes that the symmetry is almost perfectly reproduced. The PAD detection process is only intended to ensure the physical meaningfulness of the solution but does not prevent oscillations to occur. Independently of the order of the scheme the PAD always provides a meaningful solution. As a consequence the  $u2$ +PAD does also and moreover removes the oscillation after the shock wave.

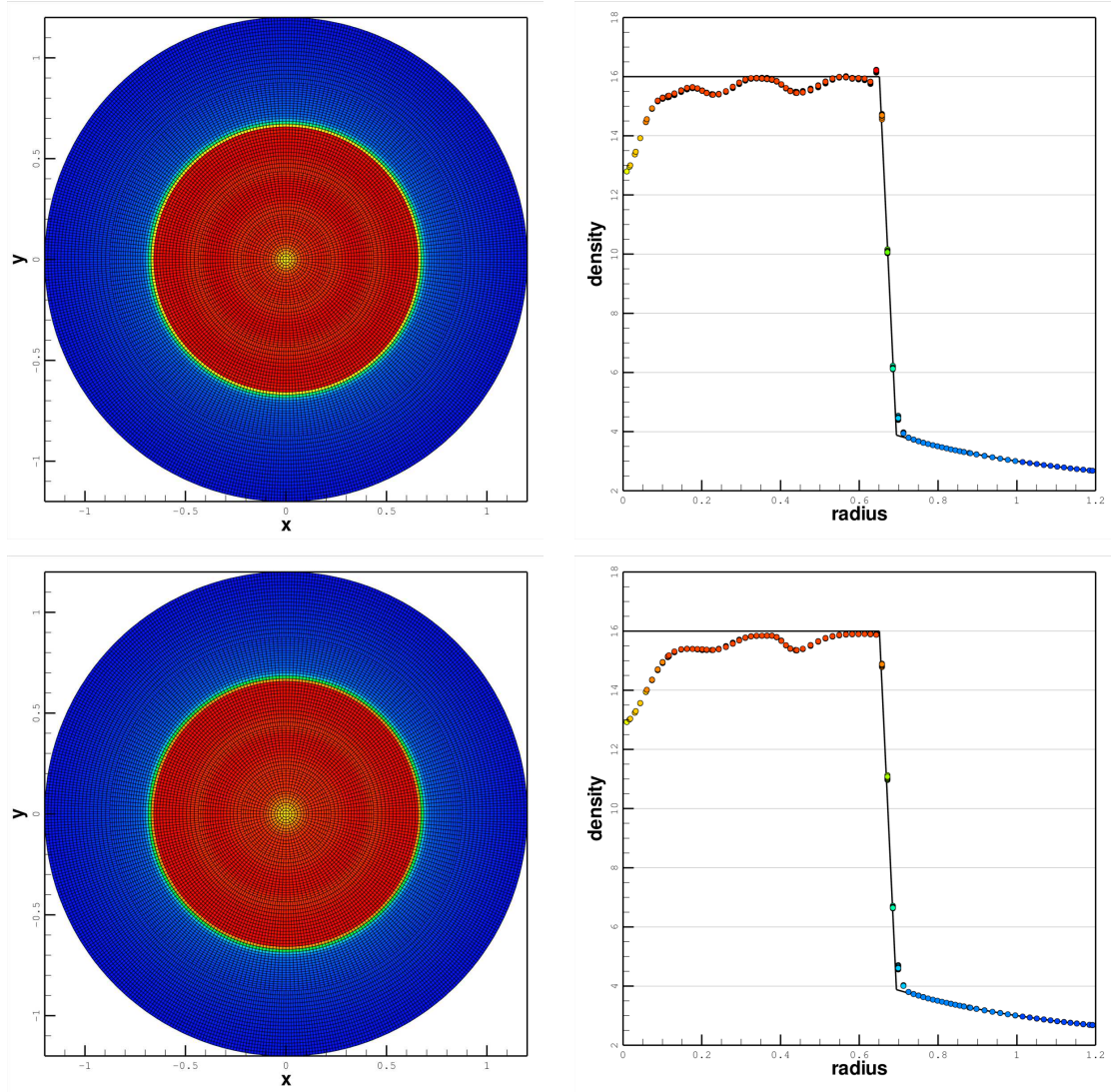


Fig. 11. Noh problem at  $t_{\text{final}} = 2.0$  on a polygonal grid — Left: Density map and mesh — Right: Cell density as a function of cell radius *vs* exact solution — Top panels correspond to the PAD detection process — Bottom panels correspond to the  $u_2$ +PAD detection process.

#### 4.2.4 Impact of a shock on a cylindrical cavity

We finally test the ability of MOOD method to capture physics in realistic conditions by simulating the experiment proposed in [37] where a planar shock impacts a cylindrical cavity. We consider the case of a nominal incident shock Mach number of 1.33 in ambient air (with  $\gamma = 1.4$ ) at 0.95 bar pressure. Moreover we use the domain configuration A (following notation of [37]) we detail in Figure 12.

The variables initialization is split in two parts, the pre-shock values

$$(\rho, u, v, p) = (1.1175, 0.0, 0.0, 95000.0),$$

and the post-shock ones

$$(\rho, u, v, p) = (1.7522, 166.3435, 0.0, 180219.75),$$

leading to conditions of [37] at temperature  $T = 296.15K$ .

The simulation is only performed in the lower half part of the domain for symmetry argument, namely from  $y = 0 \text{ mm}$  to  $y = 75 \text{ mm}$ . The 193615 cells mesh is composed of triangles, quadrangles but also more general polygons with non-conformal elements (see Figure 13) to better suit with the complex geometry of the set-up. Notice that non-conformity is simply handled using polygons, *i.e.* no special treatment is used. We also deliberately use a heterogeneous mesh to highlight that the MOOD method is not much affected by the quality of the mesh.

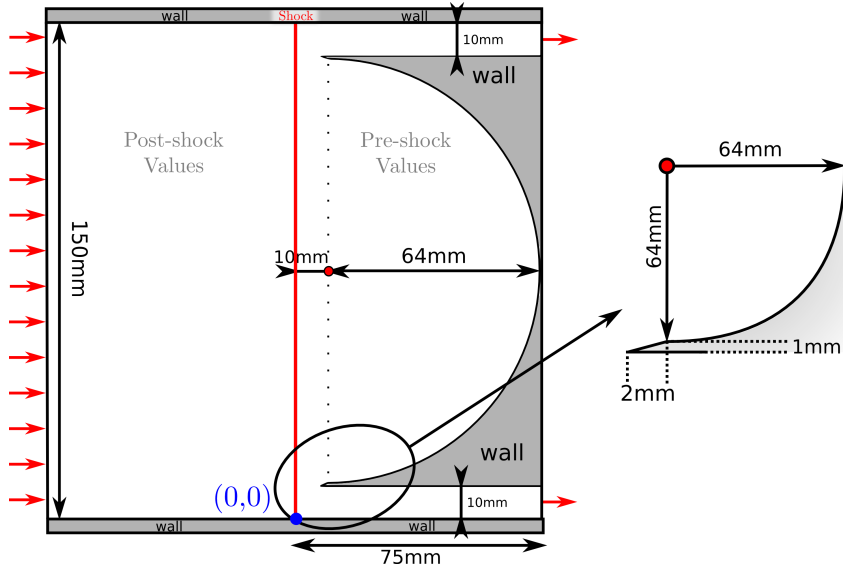


Fig. 12. Domain characteristics for the shock impacting a cylindrical cavity. Red arrows represent inflow and outflow boundary conditions.

The simulation are carried out with the MOOD-P3 method (fourth-order) using the PAD and the  $u_2$  Detection Process. Pictures are rendered as a full

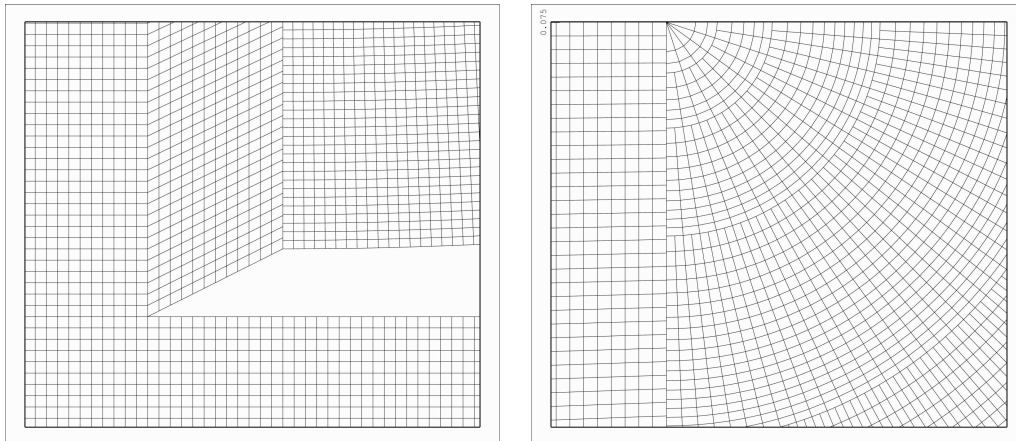



Fig. 13. On top, we display the global view of the mesh where the different mesh zones are clearly visible. On bottom, zooms on the non-convex part of the mesh (on left) and on the junction between the polar part of the mesh and the quasi-uniform one (right). Non-conformity are clearly visible.

mesh by symmetry even if the computation was done on a half-domain to easier compare with physical results of [37]. Figure 14 represents the density gradient magnitude at six different times to embrace the global behavior

of the solution. In details, top right is chosen to be compared to Fig. 7 (a) of [37], bottom center to Fig. 8 (d) and bottom right to Fig. 9 (c) of same paper. Our results are clearly in agreement with physical results. In Figure 15 different zooms on solution at several times are plotted. On the top part, density gradient magnitude at a late time is given and is to be compared to Fig. 14 (b) in [37] while we superpose, in the bottom figure, the velocity vectors on the density magnitude gradient to show the created vortices at the entrance of the cavity (left) and highlight the instabilities lying along the wall.

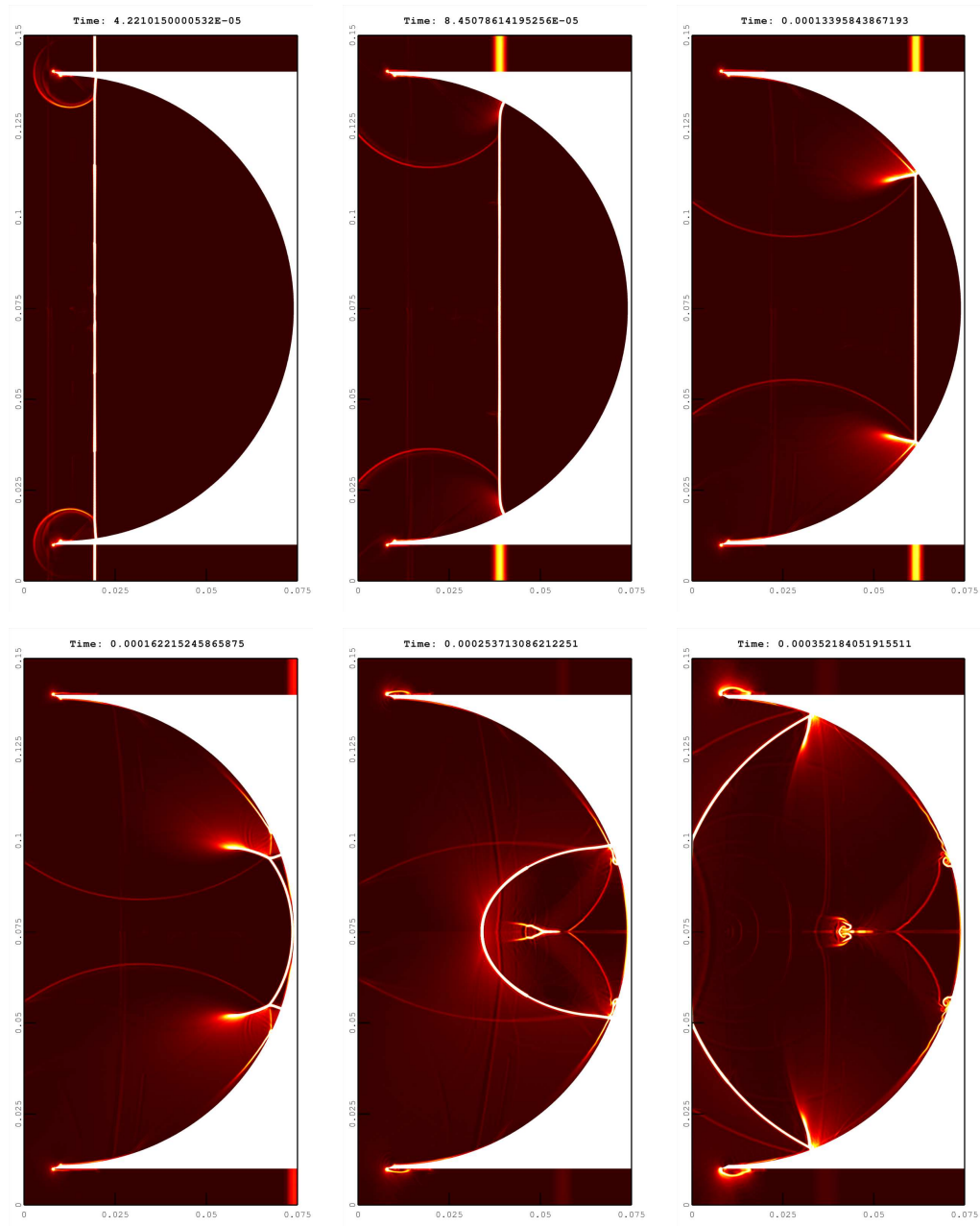


Fig. 14. Gradient density magnitude is shown at different times. Time 0 corresponds to the initial shock at position  $x=0$ .

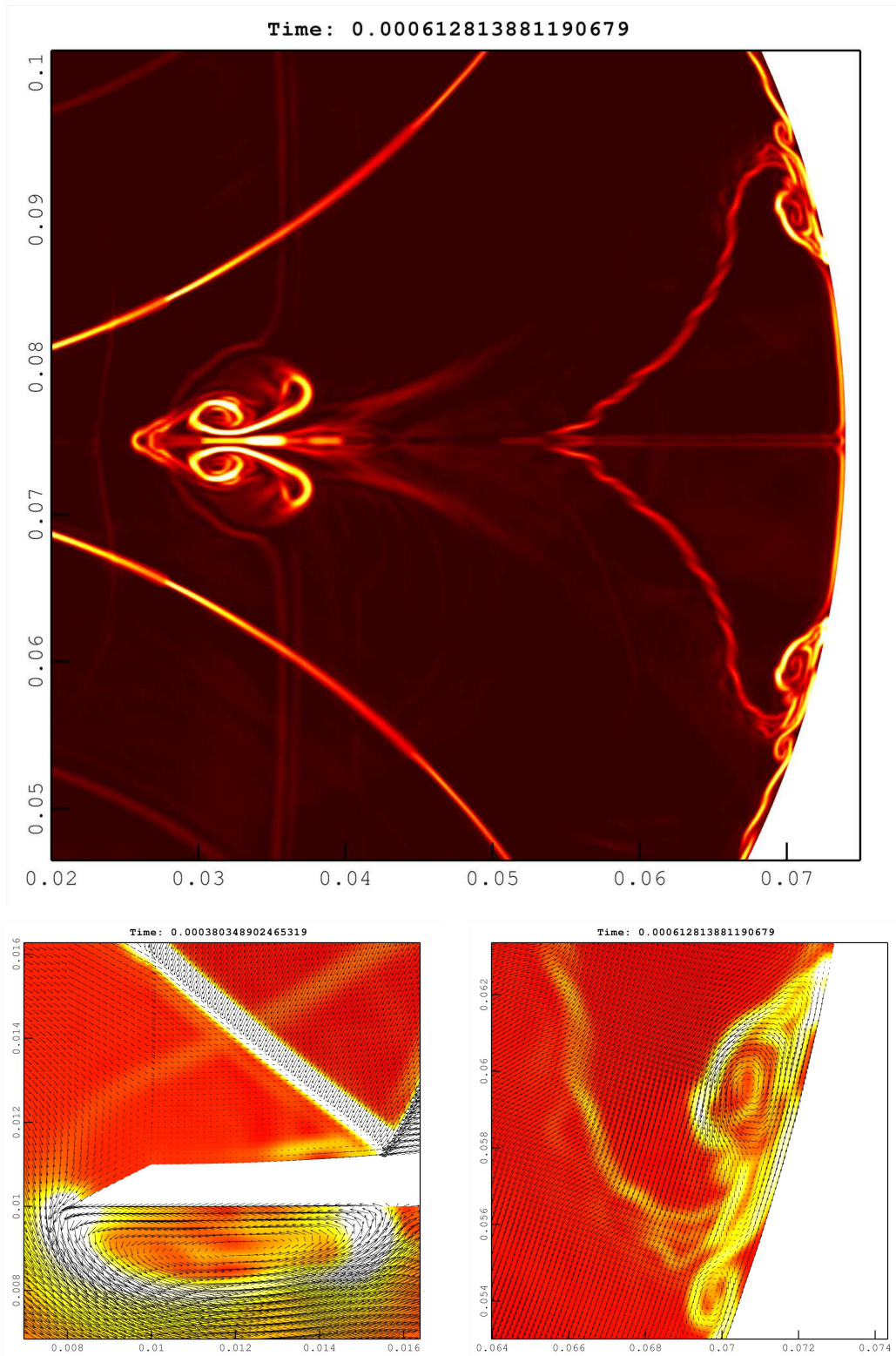


Fig. 15. Zooms on different parts of the solution. On top, gradient density magnitude is shown at a late time when instabilities are well developed. On bottom, vortices at the entry of the cavity (left) and the instabilities (right) along the wall are displayed with density gradient magnitude in color and velocity vectors.

## 5 Conclusion and perspectives

The paper presents important new extensions of the MOOD method for unsteady advection and hydrodynamics equations. We achieve high-order approximation (up to the sixth-order) with unstructured meshes.

We have proposed new efficient detection processes, and we have proved that the MOOD method is intrinsically positivity-preserving for the hydrodynamics system of equations assuming that the first-order scheme is. This has been numerically tested on the Noh problem for which our implementation of the MUSCL scheme fails due to negative pressures.

We have proposed numerical tests to confirm the very high-order of accuracy of the method both for the advection and the Euler system (in particular with the isentropic vortex with non-zero velocity). Moreover we have shown the behavior of the very high-order schemes on classical test case such as the double Mach problem on non-regular grids for which the memory storage and CPU time have also been also reported proving that the MOOD method is efficient. The last numerical test showed that the MOOD method on a relatively coarse and non-conformal polygonal mesh is able to simulate complex physics from an experimental set-up of the impact of a shock wave on a cylindrical cavity.

Finally we plan to improve the detection procedure, especially for vectorial problems to achieve a very low diffusion but still preventing the oscillations from appearing. Application to full three-dimensional problem is also an attractive task since performing an efficient computational solution is always a challenging problem. The extension of the MOOD method to deal with steady-state solution needs also more investigations. Overall an important perspective is the polynomial reconstruction itself. We have observed that the main computational cost comes from the reconstruction stage and that the reconstruction quality strongly depends on the stencil employed. Such a point is of crucial importance from a computational point of view to obtain tractable complex numerical simulations.

**Appendix: The Discrete Maximum Principle on mean values provides at most a second-order scheme.**

We recall that a time explicit scheme preserves the Discrete Maximum Principle (DMP) if for all cell  $K_i$

$$\min_{j \in \bar{\nu}(i)} (U_i^n, U_j^n) \leq U_i^{n+1} \leq \max_{j \in \bar{\nu}(i)} (U_i^n, U_j^n). \quad (18)$$

It has been shown in [33,30,21] that any scheme based on the DMP property reduces the accuracy to second-order for regular functions due to inaccurate



approximation at extrema. Indeed following [49], let us consider the advection problem in  $\mathbb{R}$  to avoid boundary condition issues

$$\begin{cases} \partial_t U + \partial_x U = 0, \\ U(x, t = 0) = \cos(x). \end{cases} \quad (19)$$

We consider a uniform discretisation  $x_i = ih$ ,  $i \in \mathbb{Z}$  and  $h > 0$  being the cell size and initialize the mean value on cell  $K_0 = [0, h]$  as

$$U_0^{t=0} = \frac{1}{h} \int_0^h \cos(x) dx = \frac{\sin(h)}{h}. \quad (20)$$

Now, let us perform one time step with  $\Delta t = h/2$  of a finite volume scheme which respects the DMP property. The exact solution at time  $t = h/2$  is  $U^{ex}(x, h/2) = \cos(x - h/2)$  and accordingly the exact mean value on  $K_0$  is

$$U_0^{ex,t} = \frac{1}{h} \int_0^h \cos(x - h/2) dx = \frac{2 \sin(h/2)}{h}. \quad (21)$$

However a Taylor expansion provides

$$U_0^{ex,t} = \frac{2 \sin(h/2)}{h} = 1 - \frac{h^2}{24} + O(h^4).$$

But the initial mean values are bounded by

$$U_0^{t=0} = \frac{\sin(h)}{h} = 1 - \frac{h^2}{6} + O(h^4).$$

Clearly, the exact mean value  $U_0^{ex,t}$  on cell  $K_0$  is greater than the maximum mean values over all cells at time  $t = 0$  with an error of  $h^2/8$  as

$$|U_0^{ex,t} - U_0^{t=0}| \leq \left| \frac{h^2}{24} - \frac{h^2}{6} + O(h^4) \right| = \frac{h^2}{8} + O(h^4).$$

Therefore a scheme which fulfills the DMP property necessarily provides a solution lower than  $\sin(h)/h$ , hence after the first cycle the numerical solution verifies  $U_0^t \leq U_0^{t=0} = 1 - \frac{h^2}{6} + O(h^4)$ . It follows that the approximation of the mean value has an error of order  $O(h^2)$  compared to the exact mean value on cell  $K_0$ . Consequently the scheme is at most second-order accurate and DMP-type of criteria cannot be used strictly for higher than second-order schemes and has to be relaxed.

## References

- [1] R. Abgrall On Essentially Non-oscillatory Schemes on Unstructured Meshes: Analysis and Implementation, *J. Comput. Phys.* 114 (1994) 45–58.
- [2] R. Abgrall, Essentially non-oscillatory Residual Distribution schemes for hyperbolic problems, *J. Comput. Phys.* 214 (2006) 773–808.
- [3] T. J. Barth, Numerical methods for conservation laws on structured and unstructured meshes, VKI March 2003 Lectures Series.
- [4] T. J. Barth, P. O. Fredrickson, Higher-Order Solution of the Euler Equations on Unstructured Grids Using Quadratic Reconstruction, AIAA conference paper 90-0013, (1990).
- [5] T. Buffard, S. Clain, Monoslope and Multislope MUSCL Methods for unstructured meshes, *J. Comput. Phys.* Vol 229 (2010) 3745–3776.
- [6] S. Clain, V. Clauzon,  $L^\infty$  stability of the MUSCL methods, *Numer. Math.* 116 (2010) 31–64.
- [7] S. Clain, S. Diot, R. Loubère, A high-order finite volume method for hyperbolic systems: Multi-dimensional Optimal Order Detection (MOOD), *J. Comput. Phys.* 230 Issue 10 (2011) 4028–4050.
- [8] B. Cockburn and C. W. Shu, TVB Runge-Kutta local projection discontinuous Galerkin finite element method for scalar conservation laws II: General framework, *Math. Comp.* 52 (1989), 411–435.
- [9] B. Cockburn, S. Y. Lin and C. W. Shu, TVB Runge-Kutta local projection discontinuous Galerkin finite element method for conservation laws III: One dimensional systems, *J. Comput. Phys.* 84 (1989) 90–113.
- [10] B. Cockburn, S. Hou and C. W. Shu, TVB Runge-Kutta local projection discontinuous Galerkin finite element method for conservation laws IV: The multidimensional case, *Math. Comp.* 54 (1990) 545–581.
- [11] B. Cockburn, C.-W. Shu, The Runge-Kutta Discontinuous Galerkin Method for Conservation Laws V: Multidimensional Systems *J. Comput. Phys.* 141 (1998) 199–224.
- [12] A. Csík, M. Ricchiuto, H. Deconinck, A Conservative Formulation of the Multidimensional Upwind Residual Distribution Schemes for General Nonlinear Conservation Laws, *J. Comput. Phys.* 179 (2002) 286–312.
- [13] M. Dumbser, M. Castro, C. Pars, E. F. Toro, ADER schemes on unstructured meshes for nonconservative hyperbolic systems: Applications to geophysical flows, *Computers and Fluids* 38 (2009) 1731–1748.
- [14] M. Dumbser and M. Kser. Arbitrary High Order Non-Oscillatory Finite Volume Schemes on Unstructured Meshes for Linear Hyperbolic Systems, *J. Comput. Phys.* 221 (2007) 693–723.

- [15] M. Dumbser, M. Kser, V. A. Titarev and E. F. Toro. Quadrature-Free Non-Oscillatory Finite Volume Schemes on Unstructured Meshes for Nonlinear Hyperbolic Systems, *J. Comput. Phys.* 226 (2007) 204–243.
- [16] R. Harris, Z. J. Wang, Y. Liu, Efficient quadrature-free high-order spectral volume method on unstructured grids: Theory and 2D implementation, *J. Comput. Phys.* 227 (2008) 1620–1642.
- [17] A. Harten, B. Engquist, S. Osher, S. Chakravarthy, Uniformly highorder accurate nonoscillatory schemes III, *J. Comput. Phys.* 71 (1987) 279–309.
- [18] C. Hu, C.W. Shu, Weighted essentially non-oscillatory schemes on triangular meshes, *J. Comput. Phys.* 150 (1999) 97–127.
- [19] M. E. Hubbard, Multidimensional slope limiters for MUSCL-type finite volume schemes on unstructured grids, *J. Comput. Phys.* 155 (1) (1999) 54–74.
- [20] G.-S. Jiang, C.-W. Shu, Efficient implementation of weighted ENO schemes, *J. Comput. Phys.* 126 (1996) 202–228.
- [21] G.-S. Jiang, E. Tadmor, Non-oscillatory central schemes for multidimensional hyperbolic conservative laws, *SIAM J. Sci. Comput.* 19 (1998) 1892–1917.
- [22] V. P. Kolgan, Application of the minimum-derivative principle in the construction of finite-difference schemes for numerical analysis of discontinuous solutions in gas dynamics, *Transactions of the Central Aerohydrodynamics Institute* 3 (1972) 68–77, in Russian.
- [23] V. P. Kolgan, Finite-difference schemes for computation of three dimensional solutions of gas dynamics and calculation of a flow over a body under an angle of attack, *Transactions of the Central Aerohydrodynamics Institute* 6 (1975) 1–6, in Russian.
- [24] V. P. Kolgan, Application of the principle of minimizing the derivative to the construction of finite-difference schemes for computing discontinuous solutions of gas dynamics, *J. Comput. Phys.* 230 (2010) 2384–2390.
- [25] Randall J. Leveque, High-Resolution Conservative Algorithms for Advection in Incompressible Flow, *SIAM J. Num. Anal.* 33 (1996) 627–665.
- [26] R. Loubre, P.-H. Maire, P. Vachal, Staggered Lagrangian discretization based on cell-centered Riemann solver and associated hydrodynamics scheme, *Communication in Computational Physics*, 2011, Vol. 10 (2011), Issue 4, pp. 940-978.
- [27] Pierre-Henri Maire, A high-order cell-centered Lagrangian scheme for two-dimensional compressible fluid flows on unstructured meshes, *J. Comput. Phys.* 228 (2009) 2391–2425.
- [28] O. Friedrich, Weighted Essentially Non-Oscillatory Schemes for the Interpolation of Mean Values on Unstructured Grids, *J. Comput. Phys.* 144 (1998) 194–212.

- [29] C. F. Ollivier-Gooch, Quasi-ENO Schemes for Unstructured Meshes Based on Unlimited Data-Dependent Least-Squares Reconstruction, *J. Comput. Phys.* 133 (1997) 6–17.
- [30] S. Osher, S. Chakravarthy, High resolution schemes and the entropy condition, *SIAM J. Numer. Anal.* 21 (1984) 955–984.
- [31] J. S. Park, S.-H. Yoon, C. Kim, Multi-dimensional limiting process for hyperbolic conservation laws on unstructured grids, *J. Comput. Phys.* 229 (2010) 788–812.
- [32] M. Ricchiuto, A. Bollermann, Stabilized residual distribution for shallow water simulations, *J. Comput. Phys.* 228 (2009) 1071–1115.
- [33] R. Sander, A third-order accurate variation non-expansive difference scheme for single nonlinear conservation law, *Math. Comput.* 51 (1988) 535–558.
- [34] J. Shi, C. Hu, C.W. Shu, A technique of treating negative weights in WENO schemes, *J. Comput. Phys.* 175 (2002) 108–127
- [35] C.-W. Shu, Essentially non-oscillatory and weighted essentially non-oscillatory schemes for hyperbolic conservation laws, in *Advanced Numerical Approximation of Nonlinear Hyperbolic Equations*, B. Cockburn, C. Johnson, C.-W. Shu and E. Tadmor (Editor: A. Quarteroni), *Lecture Notes in Mathematics* 1697 Springer (1998) 325–432.
- [36] C.-W. Shu, S. Osher, Efficient implementation of essentially non-oscillatory shock-capturing scheme, *J. Comput. Phys.* 77 (1988) 439–471.
- [37] B.W. Skews, H. Kleine, Flow features resulting from shock wave impact on a cylindrical cavity, *J. Fluid. Mech.* 580 (2007) 481–493.
- [38] V.A. Titarev, E.F. Toro, ADER schemes for three-dimensional non-linear hyperbolic systems, *J. Comput. Phys.* 204 (2005) 715–736.
- [39] E. F. Toro, A. Hidalgo, ADER finite volume schemes for nonlinear reaction-diffusion equations, *Applied Numerical Mathematics* 59 (2009) 73–100.
- [40] P. Tsoutsanis, V.A. Titarev, D. Drikakis. WENO schemes on arbitrary mixed-element unstructured meshes in three space dimensions, *J. Comput. Phys.* 230 (2011) 1585–1601.
- [41] B. Van Leer, Towards the ultimate conservative difference scheme I. The quest of monotonicity, *Proceedings of the Third International Conference on Numerical Methods in Fluid Mechanics*, *Lecture Notes in Physics* 18 (1973) 163–168.
- [42] B. Van Leer, Towards the ultimate conservative difference scheme II. Monotonicity and conservation combined in a second-order scheme, *J. Comput. Phys.* 14 (1974) 361–370.
- [43] Z. J. Wang, Spectral (finite) volume method for conservation laws on unstructured grids: basic formulation, *J. Comput. Phys.* 178 (2002) 210–251.

- [44] Z. J. Wang, Y. Liu, Spectral (finite) volume method for conservation laws on unstructured grids: extension to two dimensional scalar equation, *J. Comput. Phys.* 179 (2002) 665–697.
- [45] W. R. Wolf , J. L. F. Azevedo, High-order ENO and WENO schemes for unstructured grids, *International Journal for Numerical Methods in Fluids*, 55 (2007) 917–943.
- [46] P. Woodward, P. Colella, The numerical simulation of two-dimensional fluid flow with strong shocks, *J. Comput. Phys.* 54 (1984) 115–173.
- [47] H. C. Yee, M. Vinokur, M. J. Djomehri, Entropy Splitting and Numerical Dissipation, *J. Comput. Phys.* 162 (2000) 33–81.
- [48] Y.-T. Zhang and C.-W. Shu Third-order WENO scheme on three dimensional tetrahedral meshes, *Com. Comput. Phys.* 5 (2009) 836–848.
- [49] X. Zhang and C.-W. Shu Maximum-principle-satisfying and positivity-preserving high-order schemes for conservation laws: survey and new developments, *Proc. R. Soc. A* 467 (2011) 2752-2776.