



**HAL**  
open science

# Controllability and time optimal control for low Reynolds numbers swimmers

Jérôme Lohéac, Jean-François Scheid, Marius Tucsnak

► **To cite this version:**

Jérôme Lohéac, Jean-François Scheid, Marius Tucsnak. Controllability and time optimal control for low Reynolds numbers swimmers. *Acta Applicandae Mathematicae*, 2013, 123, pp.175–200. 10.1007/s10440-012-9760-9 . hal-00635981

**HAL Id: hal-00635981**

**<https://hal.science/hal-00635981>**

Submitted on 26 Oct 2011

**HAL** is a multi-disciplinary open access archive for the deposit and dissemination of scientific research documents, whether they are published or not. The documents may come from teaching and research institutions in France or abroad, or from public or private research centers.

L'archive ouverte pluridisciplinaire **HAL**, est destinée au dépôt et à la diffusion de documents scientifiques de niveau recherche, publiés ou non, émanant des établissements d'enseignement et de recherche français ou étrangers, des laboratoires publics ou privés.

# Controllability and time optimal control for low Reynolds numbers swimmers

Jérôme Lohéac\*, Jean-François Scheid\*, Marius Tucsnak\*

Version du October 26, 2011

\* Institut Élie Cartan de Nancy

UMR 7502, INRIA, Nancy-Université, CNRS,

BP239, 54506 Vandœuvre-lès-Nancy Cedex, France

loheac@iecn.u-nancy.fr, scheid@iecn.u-nancy.fr, tucsnak@iecn.u-nancy.fr

**Abstract.** The aim of this paper is to tackle the self-propelling at low Reynolds number by using tools coming from control theory. More precisely we first address the controllability problem: "Given two arbitrary positions, does it exist "controls" such that the body can swim from one position to another, with null initial and final deformations?". We consider a spherical object surrounded by a viscous incompressible fluid filling the remaining part of the three dimensional space. The object is undergoing radial and axi-symmetric deformations in order to propel itself in the fluid. Since we assume that the motion takes place at low Reynolds number, the fluid is governed by the Stokes equations. In this case, the governing equations can be reduced to a finite dimensional control system. By combining perturbation arguments and Lie brackets computations, we establish the controllability property. Finally we study the time optimal control problem for a simplified system. We derive the necessary optimality conditions by using the Pontryagin maximum principle. In several particular cases we are able to compute the explicit form of the time optimal control and to investigate the variation of optimal solutions with respect to the number of inputs.

**Keywords.** Stokes equations, fluid-structure interaction, controllability, time optimal control, low Reynolds number swimming.

**AMS subject classifications.** 93C10, 93C20, 93C15, 93C73, 93C95, 76D07.

## 1 Introduction

Understanding the motion of solids (such as aquatic microorganisms and micro or nano swimming robots) is a challenging issue since the propelling mechanism should be adapted to very low Reynolds numbers, i.e., it should be essentially based on friction forces, with no role of inertia (which is essential for the swimming mechanism of macroscopic objects, such as fish like swimming). Among the early contributions to the modeling and analysis of these phenomena, we mention the seminal works by Taylor [18], Lighthill [12, 13], and Childress [6]. In several relatively more recent papers (see, for instance, Shapere and Wilczek [17], San Martin Takahashi and Tucsnak [16], Alouges, Desimone and Lefebvre [2], Alouges, Desimone and Heltai [3] and Lauga and Michelin [14]) the self-propelling at low Reynolds number has been investigated by using tools coming from optimization and control theory.

The aim of this work is to give a rigorous mathematical approach to the analysis and the control of a system modeling the low Reynolds number swimming of spherical object. In order to propel itself

in the fluid, the swimmer is assumed to perform radial deformations. Roughly speaking, the main problems tackled in this work can be stated as follows:

1. Controllability: given an initial and a final position, prove the existence of a sequence of deformations steering the mass center of the swimmer from the first position to the second, such that at the beginning and the end of the process the body is a unit ball.
2. Time optimal control: among the sequences of deformations of given amplitude steering the mass center from one positions to another, determine a sequence accomplishing this task in minimal time.

The controllability based approach to swimming at low Reynolds numbers has been used, as far as we know in [16] and [2]. In [16] the swimmer is a ball and the control is a tangential velocity field on the boundary (so that the body is not deforming), whereas in [2] the authors consider a three balls swimmer. The main novelty we bring in this direction is that we consider a one piece (connected) body which advances by undergoing appropriate deformations. As far as we know, the associated time optimal control problems have not been tackled in the literature but related optimal control problems, with the *efficiency* cost function have been investigated (see, for instance [17, 3, 14]).

We give below some notation which will be used throughout this work. Firstly, we denote by  $S_0$  the unit ball in  $\mathbb{R}^3$  and by  $S(t)$  the domain occupied by the swimmer at instant  $t$ . The corresponding density field is denoted by  $\rho$ , so that, for every positive  $t$ ,  $\rho(t, \cdot)$  maps  $S(t)$  into  $(0, \infty)$ . The fluid domain is denoted by  $\Omega(t) = \mathbb{R}^3 \setminus \overline{S(t)}$ , see Figure 1. We assume that the motion takes places at

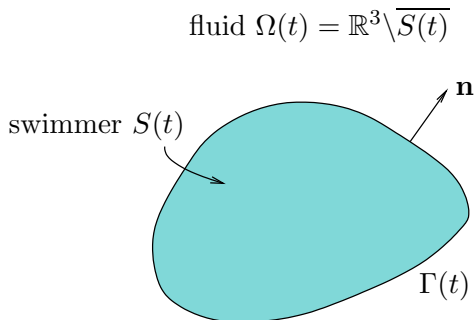


Figure 1: The fluid domain and the swimmer.

zero Reynolds number so that, at each time  $t \geq 0$  the velocity field  $\mathbf{u}(t, \cdot) : \Omega(t) \rightarrow \mathbb{R}^3$  and the corresponding pressure field  $p(t, \cdot) : \Omega(t) \rightarrow \mathbb{R}$  of the fluid satisfy the Stokes equations:

$$\begin{cases} -\mu \Delta \mathbf{u}(t, \cdot) + \nabla p(t, \cdot) = 0 & \text{in } \Omega(t), \\ \operatorname{div} \mathbf{u}(t, \cdot) = 0 & \text{in } \Omega(t), \end{cases} \quad (1.1)$$

where  $\mu \in \mathbb{R}_+^*$  is the viscosity. We assume that the fluid is at rest at infinity and that it sticks the swimmer, so that we impose the conditions

$$\lim_{|\mathbf{x}| \rightarrow \infty} \mathbf{u}(t, \mathbf{x}) = 0 \quad (t \geq 0), \quad (1.2)$$

$$\mathbf{u}(t, \cdot) = \mathbf{v}_S(t, \cdot) \quad \text{on } \partial S(t), \quad (1.3)$$

where  $\mathbf{v}_S$  the velocity of the swimmer.

The needed well-posedness results for the system (1.1)-(1.3) will be recalled in Section 2.

We assume that the motion of the swimmer can be decomposed into a rigid part, which is unknown, and a motion not affecting its mass center and its global orientation, which will be the input of our problem. The rigid part of the motion is characterized, at each instant  $t$ , by the position  $\mathbf{h}(t)$  of the mass center and a rotation matrix  $R(t)$ . More precisely, the motion of the swimmer is characterized by a map  $X : S_0 \times [0, \infty) \rightarrow \mathbb{R}^3$  which can be written

$$X(t, \mathbf{y}) = \mathbf{h}(t) + R(t)X^*(t, \mathbf{y}) \quad (\mathbf{y} \in S_0, t \geq 0).$$

where  $X^* : [0, \infty) \times S_0 \rightarrow \mathbb{R}^3$  is the input function (see Fig. 1). The current domain  $S(t)$  occupied by the swimmer is thus given by

$$S(t) = X(t, \cdot)(S_0) \quad (t \geq 0).$$

Since swimming is generally a periodic action, we constrain the input  $X^*$  to satisfy

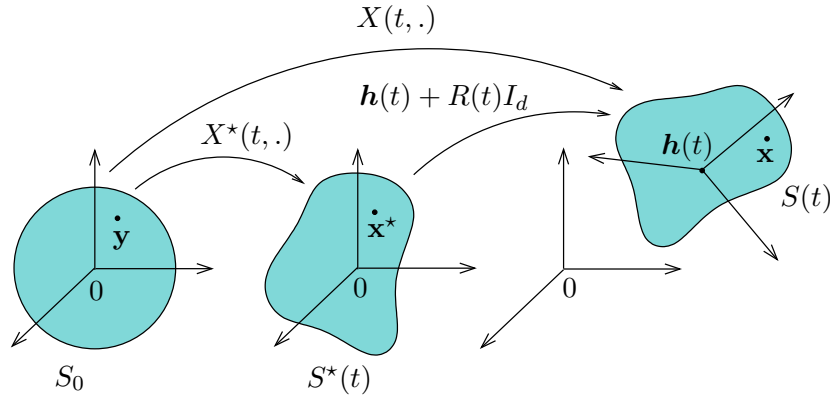


Figure 2: Deformation and transport of the swimmer.

$$X^*(t, \cdot) = X^*(t + T, \cdot) \quad (t \geq 0), \quad (1.4)$$

for some  $T > 0$ . The corresponding Eulerian velocity field  $\mathbf{v}_S$  of the swimmer can thus be written

$$\mathbf{v}_S(t, \mathbf{x}) = \dot{\mathbf{h}}(t) + \boldsymbol{\omega}(t) \times (\mathbf{x} - \mathbf{h}(t)) + R(t) \frac{\partial X^*}{\partial t} \left( t, X^*(t, \cdot)^{-1}(R^\top(t)(\mathbf{x} - \mathbf{h}(t))) \right) \quad (t \geq 0, \mathbf{x} \in S(t)), \quad (1.5)$$

where  $R^\top(t)$  stands for the transposed matrix of  $R(t)$  and  $\boldsymbol{\omega}$  is the angular velocity vector, defined by  $\dot{R} = R^\top A(\boldsymbol{\omega})$ , with

$$A(\boldsymbol{\omega}) = \begin{pmatrix} 0 & -\omega_3 & \omega_2 \\ \omega_3 & 0 & -\omega_1 \\ -\omega_2 & \omega_1 & 0 \end{pmatrix} \quad (\boldsymbol{\omega} = (\omega_1, \omega_2, \omega_3)^\top).$$

Using (1.5), condition (1.3) becomes

$$\mathbf{u}(t, \mathbf{x}) = \dot{\mathbf{h}}(t) + \boldsymbol{\omega}(t) \times (\mathbf{x} - \mathbf{h}(t)) + R(t) \frac{\partial X^*}{\partial t} \left( t, X^*(t, \cdot)^{-1}(R^\top(t)(\mathbf{x} - \mathbf{h}(t))) \right) \quad (t \geq 0, \mathbf{x} \in \partial S(t)). \quad (1.6)$$

To be consistent with the assumption of low Reynolds number flow, we assume that at each instant  $t$  the swimmer is in equilibrium under the action of forces exerted by the fluid. This means that we

have

$$\begin{cases} 0 = \int_{\partial S(t)} \sigma \mathbf{n} \, d\Gamma \\ 0 = \int_{\partial S(t)} (\mathbf{x} - \mathbf{h}) \times \sigma \mathbf{n} \, d\Gamma \end{cases} \quad (t \geq 0), \quad (1.7)$$

where

$$\sigma = \sigma(\mathbf{u}, p) = \mu(\nabla \mathbf{u} + \nabla \mathbf{u}^T) - pI_3, \quad (1.8)$$

is the classical Cauchy stress tensor in a viscous incompressible fluid.

The full system under investigation, of unknowns  $\mathbf{u}$ ,  $p$ ,  $\sigma$ ,  $\mathbf{h}$  and  $R$ , with the given input  $X^*$  is formed by the equations (1.1), (1.2), (1.6), (1.7) and (1.8). The unknown  $\sigma$  can be substituted, using (1.8), into (1.7) so that it suffices to consider the unknowns  $\mathbf{u}$ ,  $p$ ,  $\mathbf{h}$  and  $R$ . Moreover, solving, for each positive  $t$  the stationary Stokes equations (1.1), the full system reduces to a system of ordinary differential equations for  $\mathbf{h}$  and  $R$  (see Section 3).

The main theoretical results concern controllability issues. They imply that for any  $\mathbf{h}_0, \mathbf{h}_1 \in \mathbb{R}^3$  there exists  $T > 0$  and an input  $X^*$  satisfying (1.4) such that the mass center of the swimmer is steered from  $\mathbf{h}_0$  to  $\mathbf{h}_1$  in time  $T$ , that is, we have

$$\mathbf{h}(0) = \mathbf{h}_0, \quad \mathbf{h}(T) = \mathbf{h}_1.$$

A special attention is devoted to the case in which  $X^*$  is axi-symmetric, so that the trajectory of the mass center is a straight line. In this situation we provide a simplified model and we apply Pontryagin's principle to give an explicit solution of the associated time optimal control problem.

## 2 Some background on the exterior Stokes problem

In this section we first recall some known results on the exterior (i.e., posed in  $\mathbb{R}^3 \setminus S$ , where  $S$  is a bounded obstacle) Dirichlet boundary value problem for the stationary Stokes system. We next introduce the *force operator*, which associates to a given Dirichlet condition on the boundary of  $S$  the total force exerted by the fluid on that obstacle. The main results in this section concern the smoothness of this operator with respect to the shape of the obstacle. In order to apply the standard control theoretic results we need this dependence to be quite regular, say  $C^\infty$ . Let us note that the same problem, with more general deformations and with less regular dependence on the shape, has been considered in Dal Maso, DeSimone and Morandotti [7]. Since the smoothness with respect to the shape results needed in this work do not seem to follow directly from [7], we give below a quick derivation of the needed smoothness results, using a classical approach introduced in Murat and Simon [4].

Throughout this section,  $S$  denotes a bounded domain of  $\mathbb{R}^3$  with locally Lipschitz boundary and we set  $\Omega = \mathbb{R}^3 \setminus \overline{S}$ . To state some well-posedness results for the exterior Stokes problem we recall the definition of some function spaces, which are borrowed from [8].

**Definition 2.1.** The *homogeneous Sobolev space*  $D_0^{1,2}(\Omega)$  is the closure of  $C_0^\infty(\Omega)$  with respect to the norm  $|\cdot|_{1,2}$  defined by

$$|\varphi|_{1,2} = \|\nabla \varphi\|_{L^2(\Omega)} \quad (\varphi \in C_0^\infty(\Omega)).$$

The *homogeneous Sobolev space*  $D^{1,2}(\Omega)$  is defined by

$$D^{1,2}(\Omega) = \{\varphi \in L_{loc}^1(\Omega), \nabla \varphi \in L^2(\Omega)\}.$$

We note that  $D_0^{1,2}(\Omega) \subset D^{1,2}(\Omega)$  and that  $|\cdot|_{1,2}$  is a semi-norm on  $D^{1,2}(\Omega)$ . Moreover, we denote by  $D_0^{-1,2}(\Omega)$  completion of  $C_0^\infty(\Omega)$  with respect to the norm

$$|f|_{-1,2} = \sup_{u \in D^{1,2}(\Omega), |u|_{1,2}=1} \langle f, u \rangle_{L^2(\Omega)}.$$

The limit statement  $\lim_{|\mathbf{x}| \rightarrow \infty} u(\mathbf{x}) = 0$  for  $u \in D^{1,2}(\Omega)$  has the meaning:

$$\lim_{r \rightarrow +\infty} \int_{S(0,r)} |u(\mathbf{x})| \, d\Gamma = 0, \quad (2.1)$$

with  $S(0,r)$  the sphere in  $\mathbb{R}^3$  of radius  $r$  centered in 0.

At this stage we need a well-posedness result for the exterior Stokes system. This result is a direct consequence of Galdi, [8, chap. 5, Theorem 2.1, p. 251] and of a lifting result concerning the divergence operator, sometimes called Bogovski's Lemma, see, for instance, [8, chap. 3, Theorem 3.4, p. 142].

**Theorem 2.2.** *Let  $\mathbf{f} \in D_0^{-1,2}(\Omega)$ ,  $g \in L^2(\Omega)$  and  $\mathbf{v}_0 \in H^{\frac{1}{2}}(\partial\Omega)$ . Then there exists a unique  $(\mathbf{v}, p) \in D^{1,2}(\Omega) \times L^2(\Omega)$  weak solution of:*

$$\begin{cases} -\mu\Delta\mathbf{v} + \nabla p = \mathbf{f}, & \text{in } \Omega, \\ \operatorname{div} \mathbf{v} = g, & \text{in } \Omega, \\ \mathbf{v} = \mathbf{v}_0, & \text{on } \partial\Omega, \\ \lim_{|\mathbf{x}| \rightarrow \infty} \mathbf{v} = 0, \end{cases} \quad (2.2)$$

such that:

$$|\mathbf{v}|_{1,2} + \|p\|_{L^2(\Omega)} \leq c(\Omega) \left( |\mathbf{f}|_{-1,2} + \|g\|_{L^2(\Omega)} + \|\mathbf{v}_0\|_{H^{\frac{1}{2}}(\partial\Omega)} \right).$$

We next define an operator playing a central role in the remaining part of this work. More precisely, we introduce the *force operator*, associating to each Dirichlet boundary condition  $\mathbf{v}_0$  in (2.2) the resulting force exerted by the fluid on  $S$

Let  $\mathbf{e}_z$  is the unitary vector having the direction  $Oz$  and let  $(\mathbf{u}_z, q_z) \in D^{1,2}(\Omega) \times L^2(\Omega)$  be the weak solution of:

$$\begin{cases} -\mu\Delta\mathbf{u}_z + \nabla q_z = 0, & \text{in } \Omega, \\ \operatorname{div} \mathbf{u}_z = 0, & \text{in } \Omega, \\ \mathbf{u}_z = \mathbf{e}_z, & \text{on } \partial\Omega, \\ \lim_{|\mathbf{x}| \rightarrow \infty} \mathbf{u}_z = 0 \end{cases} \quad (2.3)$$

An important role in this work is played by the bounded linear operator  $\mathbb{F}(S) : H^{\frac{1}{2}}(\partial S) \rightarrow \mathbb{R}$  defined by

$$\mathbb{F}(S)(\mathbf{v}_0) = \int_{\Omega} \sigma(\mathbf{v}, p) : \nabla \mathbf{u}_z \, dx \quad (\mathbf{v}_0 \in H^{\frac{1}{2}}(\partial S)), \quad (2.4)$$

where  $(\mathbf{v}, p)$  is the solution of (2.2) with  $\mathbf{f} = 0$ ,  $g = 0$  and

$$\sigma(\mathbf{v}, p) = 2\mu\mathbf{D}(\mathbf{v}) - p\mathbf{I}_3,$$

is the Cauchy stress tensor in the fluid. Note that, for  $(\mathbf{v}, p)$  smooth enough, we have

$$\mathbb{F}(S)(\mathbf{v}_0) = \int_{\partial\Omega} \sigma(\mathbf{v}, p) \mathbf{n} \cdot \mathbf{e}_z \, d\Gamma \quad (\mathbf{v}_0 \in H^{\frac{1}{2}}(\partial S)), \quad (2.5)$$

where  $\mathbf{n}$  is the unitary vector field normal to  $\partial S$  and oriented towards the exterior of  $S$ . In other words, for  $(\mathbf{v}, p)$  smooth enough,  $\mathbb{F}(S)(\mathbf{v}_0)$  is the force on the direction  $Oz$  exerted by the fluid on the solid  $S$  due to the velocity field  $\mathbf{v}_0$  at the interface.

**Remark 2.3.** *It can be easily checked that  $\mathbb{F}$  is essentially invariant with respect to translations of  $S$ . More precisely, for every  $\mathbf{h} \in \mathbb{R}^3$  and for every  $\mathbf{v}_0 \in H^{\frac{1}{2}}(\partial(S + \mathbf{h}))$ , we have :*

$$\mathbb{F}(S + \mathbf{h})(\mathbf{v}_0) = \mathbb{F}(S)(\tilde{\mathbf{v}}_0),$$

with  $\tilde{\mathbf{v}}_0 \in H^{\frac{1}{2}}(\partial S)$  defined, for every  $\mathbf{x} \in \partial S$ , by  $\tilde{\mathbf{v}}_0(\mathbf{x}) = \mathbf{v}_0(\mathbf{x} + \mathbf{h})$ .

In the remaining part of this section we study the regularity of  $\mathbb{F}$  with respect to shape of  $S$ . We first recall a classical result on the robustness of the locally Lipschitz property of the boundary  $\partial S$  with respect to small geometric perturbations (see, for instance, Bello, Fernandez-Cara, Lemoine and Simon [4]).

**Lemma 2.4.** *There exists a positive constant  $c(S)$  such that for every  $\theta \in W^{1,\infty}(\mathbb{R}^3, \mathbb{R}^3)$  with  $\|\theta\|_{W^{1,\infty}(\mathbb{R}^3, \mathbb{R}^3)} < c(S)$ , the set  $(I + \theta)(S)$  is an open bounded domain with locally Lipschitz boundary in  $\mathbb{R}^3$ .*

We then define the set of deformations for  $S$ :

$$\Theta(S) = \{\theta \in W^{1,\infty}(\mathbb{R}^3, \mathbb{R}^3), \|\theta\|_{W^{1,\infty}(\mathbb{R}^3, \mathbb{R}^3)} < \min(c(S), 1)\} \quad (2.6)$$

Then for every  $\theta \in \Theta(S)$ , the mapping  $I + \theta$  is a diffeomorphism of  $\mathbb{R}^3$ ,  $(I + \theta)(S)$  is an open bounded domain of  $\mathbb{R}^3$  with a locally Lipschitz boundary and  $(I + \theta)(\Omega) = \mathbb{R}^3 \setminus \overline{(I + \theta)(S)}$ . We next give a differentiability (with respect to the shape) result. We skip its proof since it can be obtained by a slight variation of the proof of Theorem 5 from [4], combined with Theorem 2.2.

**Theorem 2.5.** *Let  $\mathbf{v}_0 \in H^{\frac{1}{2}}(\partial\Omega)$ . The map associating to every  $\tau \in \Theta(S)$  the couple*

$$(\mathbf{v}(\tau) \circ (I + \tau), p(\tau) \circ (I + \tau)) \in D^{1,2}(\Omega) \times L^2(\Omega),$$

where  $(\mathbf{v}(\tau), p(\tau))$  is the solution of

$$\left\{ \begin{array}{ll} -\mu\Delta\mathbf{v}(\tau) + \nabla p(\tau) = 0, & \text{in } (I + \tau)(\Omega), \\ \operatorname{div} \mathbf{v}(\tau) = 0, & \text{in } (I + \tau)(\Omega), \\ \mathbf{v}(\tau) = \mathbf{v}_0 \circ (I + \tau)^{-1}, & \text{on } \partial(I + \tau)(\Omega), \\ \lim_{|\mathbf{x}| \rightarrow \infty} \mathbf{v}(\tau) = 0 & \end{array} \right. \quad (2.7)$$

is infinitely differentiable in a neighborhood of 0.

We are now in a position to prove the smoothness of the real valued function  $\mathbb{F}$ , defined in (2.4), with respect to the shape of the solid.

**Theorem 2.6.** *For every  $\mathbf{v}_0 \in H^{\frac{1}{2}}(\partial\Omega)$  the function mapping  $\Theta(S)$  into  $\mathbb{R}$  defined by*

$$\theta \mapsto \mathbb{F}((I + \theta)(S))(\mathbf{v}_0 \circ (I + \theta)^{-1}) \quad (\theta \in \Theta(S)),$$

is of class  $C^\infty$  around 0.

*Proof.* For  $\tau \in \Theta(S)$ , let  $(\mathbf{v}(\tau), p(\tau))$  be the solution of (2.7) and let  $(\mathbf{u}_z(\tau), q_z(\tau)) \in D^{1,2}((I + \tau)(\Omega)) \times L^2((I + \tau)(\Omega))$  satisfy:

$$\begin{cases} -\mu \Delta \mathbf{u}_z(\tau) + \nabla q_z(\tau) = 0, & \text{in } (I + \tau)(\Omega), \\ \operatorname{div} \mathbf{u}_z(\tau) = 0, & \text{in } (I + \tau)(\Omega), \\ \mathbf{u}_z(\tau) = \mathbf{e}_z, & \text{on } \partial(I + \tau)(\Omega), \\ \lim_{|\mathbf{x}| \rightarrow \infty} \mathbf{u}_z(\tau) = 0. \end{cases}$$

Define  $(U_z(\tau), Q_z(\tau)) = (\mathbf{u}_z(\tau), q_z(\tau)) \circ (I + \tau)$  and  $(V(\tau), P(\tau)) = (\mathbf{v}(\tau), p(\tau)) \circ (I + \tau)$ . Then, using (2.4) and the change of variables  $\mathbf{x} = (I + \tau)\mathbf{y}$ , it follows that :

$$\begin{aligned} \mathbb{F}((I + \tau)(S))(v_0 \circ (I + \tau)^{-1}) &= \int_{(I + \tau)(\Omega)} \sigma(\mathbf{v}(\tau), p(\tau)) : \nabla \mathbf{u}_z(\tau) \, d\mathbf{x} \\ &= \int_{\Omega} (\mu ((I_3 + \nabla \tau)^{-1} \nabla V(\tau) + \nabla V(\tau)^T (I_3 + \nabla \tau^T)^{-1}) - P(\tau) I_3) : (I_3 + \nabla \tau)^{-1} \nabla U(\tau) \operatorname{Jac}(I + \tau) \, d\mathbf{y} \end{aligned}$$

The conclusion follows from the above formula by applying Theorem 2.5.  $\square$

### 3 The case of radial deformations

In this section and in the remaining part of this work we assume that the swimmer's body occupies at rest the unit sphere  $S_0$  of  $\mathbb{R}^3$  and its mass density is constant ( $\rho_0 = 1$ ).

Moreover, we consider only radial axi-symmetric deformations  $X^*(t, \cdot)$  of the unit sphere  $S_0$ . This means, using appropriate spherical coordinates  $(r, \theta, \phi) \in \mathbb{R}^+ \times [0, \pi] \times [0, 2\pi[$  (see Fig. 3), that  $X^*$  can be written in the form

$$X^*(t, \mathbf{y}) = (1 + r^*(t, \cos \theta(\mathbf{y}))) \mathbf{y} \quad (t \in [0, T], \mathbf{y} \in S_0), \quad (3.1)$$

where  $r^* \in C^\infty([0, T] \times [-1, 1], \mathbb{R})$  and  $\theta$  is the function which maps  $\mathbf{x} \in \mathbb{R}^3$  to the angle  $\theta(\mathbf{x}) \in [0, \pi]$  (see Fig. 3).

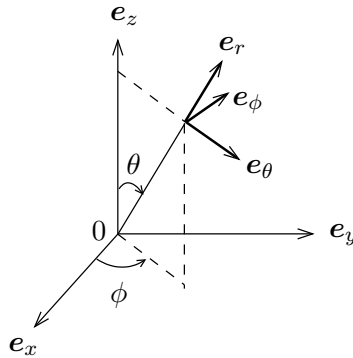


Figure 3: Spherical coordinates.



We denote by  $\text{Jac } X^*$  the Jacobian of the mapping  $X^*$  and by  $\rho^*$  the mass density field on  $S^*(t) = X^*(t, \cdot)(S_0)$  which is defined by

$$\rho^*(t, \mathbf{x}^*) = \frac{1}{\text{Jac}(X^*(t, \cdot))(X^*(t, \cdot)^{-1}(\mathbf{x}^*))} \quad (t \in [0, T], \mathbf{x}^* \in S^*(t)). \quad (3.2)$$

Let  $(P_i)_{i \geq 0}$  be the Legendre polynomials which are known to form an orthogonal basis in  $L^2[-1, 1]$ . The result below shows that, under mild assumption on  $r^*$  the deformations defined by (3.1) satisfy the so-called *self-propelling* conditions. This result is given without proof.

**Proposition 3.1.** *Assume that for every  $t \in [0, T]$  we have  $r^*(t, \cdot)$  is orthogonal to  $\{P_0, P_1\}$  (in the  $L^2$  sense) and that*

$$r^*(t, x) > -1 \quad (t \in [0, T], x \in [-1, 1]). \quad (3.3)$$

Then we have

- For every  $t > 0$  the mapping  $X^*(t, \cdot)$  is a diffeomorphism from  $S_0$  onto  $X^*(t, \cdot)(S_0)$  and

$$0 < \text{Jac } X^*(t, \mathbf{y}) \quad (t \in [0, T], \mathbf{y} \in S_0). \quad (3.4)$$

Moreover,  $X^*(t, \cdot)(S_0)$  is a bounded domain with Lipschitz boundary for every  $t \in [0, T]$ .

- the mass center is fixed,

$$0 = \int_{S^*(t)} \rho^*(t, \mathbf{x}^*) \mathbf{x}^* \, d\mathbf{x}^* \quad (t \in [0, T]), \quad (3.5)$$

- the angular momentum is constant,

$$0 = \int_{S^*(t)} \rho^*(t, \mathbf{x}^*) \dot{X}^*(t, X^*(t, \cdot)^{-1}(\mathbf{x}^*)) \times \mathbf{x}^* \, d\mathbf{x}^* \quad (t \in [0, T]). \quad (3.6)$$

Formulas (3.5) and (3.6) correspond to the *self-propelling* conditions which are natural requirements in understanding swimming from a mathematical view point (at least for large Reynolds numbers). In the precise control problem which is considered in this work (i.e., at low Reynolds numbers and with  $X^*$  time periodic), the reachable space by general axi-symmetric deformations  $X^*$  coincides with the reachable space obtained with the smaller input space defined corresponding to the assumptions in Proposition 3.1. This means, that in the particular case considered in this work, the self-propelling conditions play no role, as shown in Proposition 3.4 below.

We next show that, under the assumptions of Proposition 3.1, the considered system reduces to a quite simple system of ordinary differential equations. Indeed, using the notations introduced by (2.4) and assuming that the deformation  $X^*$  is defined by (3.1), we can rewrite problem (1.1)-(1.3), (1.7) in the form:

$$0 = \mathbb{F}(X^*(t, \cdot)(S_0) + h(t)\mathbf{e}_z) \left( \dot{h}(t)\mathbf{e}_z + \dot{X}^*(t, \cdot - h(t)\mathbf{e}_z) \right), \quad (3.7)$$

$$h(0) = 0, \quad (3.8)$$

Using the fact that for every  $t \in [0, T]$ ,  $\mathbb{F}(X^*(t, \cdot)(S_0) + h(t)\mathbf{e}_z)$  is a linear map from  $H^{\frac{1}{2}}(\partial(X^*(t)(S) + h(t)\mathbf{e}_z))$  to  $\mathbb{R}$  and using Remark 2.3, equation (3.7) becomes:

$$\mathbb{F}(X^*(t, \cdot)(S_0))(\mathbf{e}_z) \dot{h}(t) = -\mathbb{F}(X^*(t, \cdot)(S_0)) \left( \dot{X}^*(t, \cdot) \right) \quad (3.9)$$

We also need a result, often in the literature, asserting that the drag acting on a solid moving at constant velocity in Stokes fluid is not vanishing. For the sake of completeness, we provide a short proof.

**Lemma 3.2.** For every bounded and open domain  $S \subset \mathbb{R}^3$  with Lipschitz boundary we have:

$$\mathbb{F}(S)(\mathbf{e}_z) \neq 0.$$

*Proof.* Let  $(\mathbf{u}_z, q_z)$  be the solution of the exterior homogeneous Stokes problem with boundary condition  $\mathbf{e}_z$  (see (2.3)). Using the Green formulae, we have:

$$\begin{aligned} \mathbb{F}(S)(\mathbf{e}_z) &= \int_{\mathbb{R}^3 \setminus \overline{S}} (\mu(\nabla \mathbf{u}_z + \nabla \mathbf{u}_z^T) - q_z I_3) : \nabla \mathbf{u}_z \, d\mathbf{x} \\ &= \frac{\mu}{2} \int_{\mathbb{R}^3 \setminus \overline{S}} (\nabla \mathbf{u}_z + \nabla \mathbf{u}_z^T) : (\nabla \mathbf{u}_z + \nabla \mathbf{u}_z^T) \, d\mathbf{x} + \\ &\quad + \frac{\mu}{2} \int_{\mathbb{R}^3 \setminus \overline{S}} (\nabla \mathbf{u}_z + \nabla \mathbf{u}_z^T) : (\nabla \mathbf{u}_z - \nabla \mathbf{u}_z^T) \, d\mathbf{x} - \int_{\mathbb{R}^3 \setminus \overline{S}} q_z \operatorname{div} \mathbf{u}_z \, d\mathbf{x} \\ &= \frac{\mu}{2} \int_{\mathbb{R}^3 \setminus \overline{S}} (\nabla \mathbf{u}_z + \nabla \mathbf{u}_z^T) : (\nabla \mathbf{u}_z + \nabla \mathbf{u}_z^T) \, d\mathbf{x}. \end{aligned}$$

We argue by a contradiction argument. Assuming that  $\mathbb{F}(S)(\mathbf{e}_z) = 0$ , we have that  $\nabla \mathbf{u}_z + \nabla \mathbf{u}_z^T$ , i.e., the symmetric strain rate tensor, is equal to zero. Then it is well known that  $\mathbf{u}_z(\mathbf{x}) = \mathbf{a} + \mathbf{b} \times \mathbf{x}$ , with  $\mathbf{a}, \mathbf{b} \in \mathbb{R}^3$ . But due to the fact that  $\nabla \mathbf{u}_z \in L^2(\mathbb{R}^3 \setminus \overline{S})$ , we obtain that  $\mathbf{b} = 0$ . Since  $\lim_{r \rightarrow +\infty} \int_{|\mathbf{x}|=r} |\mathbf{u}_z(\mathbf{x})| \, d\Gamma = 0$ , we deduce that  $\mathbf{a} = 0$ . This is in contradiction with the boundary condition  $\mathbf{u}_z = \mathbf{e}_z$  on  $\partial S$ . Consequently  $\mathbb{F}(S)(\mathbf{e}_z) \neq 0$ .  $\square$

The remaining part of this work is devoted to the study of the system (3.7)-(3.8). We first note that the following simple result holds.

**Proposition 3.3.** Assume that the smooth function  $r^*$  satisfies (3.3). Then there exists a unique solution  $h \in C^\infty([0, T], \mathbb{R})$  solution of (3.7)-(3.8).

*Proof.* Using Proposition 3.1, Lemma 3.2 and Theorem 2.6, we obtain that the map

$$t \mapsto \frac{\mathbb{F}(X^*(t, \cdot)(S_0)) \left( \dot{X}^*(t, \cdot) \right)}{\mathbb{F}(X^*(t, \cdot)(S_0))(\mathbf{e}_z)}$$

is  $C^\infty$  on  $[0, T]$ .

Hence, the unique solution of (3.7)-(3.8) is  $h \in C^\infty([0, T], \mathbb{R})$  defined by:

$$h(t) = - \int_0^t \frac{\mathbb{F}(X^*(s, \cdot)(S_0)) \left( \dot{X}^*(s, \cdot) \right)}{\mathbb{F}(X^*(s, \cdot)(S_0))(\mathbf{e}_z)} \, ds \quad (t \in [0, T]). \quad (3.10)$$

$\square$

The proposition below shows that, if we assume that  $r^*$  is time-periodic, then the orthogonality on  $P_0$  and  $P_1$  (and, consequently, the self-propelling conditions), assumed in Proposition 3.1, does not affect the set of reachable final positions  $h(T)$  of the solid.

**Proposition 3.4.** Let  $X_1^*$  and  $X_2^*$  be two axi-symmetric deformations defined for  $t \in [0, T]$  satisfying  $X_i^*(0, \cdot) = X_i^*(T, \cdot) = I$ ,  $i \in \{1, 2\}$  and which satisfy, for every  $t \in [0, T]$ , the condition

$$X_1^*(t, \cdot) = X_2^*(t, \cdot) + h_c(t) \mathbf{e}_z,$$

for some  $h_c \in C^1([0, T], \mathbb{R})$ . Let  $h_1$  (resp.  $h_2$ ) be defined by (3.10) with  $X^* = X_1^*$  (resp.  $X^* = X_2^*$ ). Then  $h_1(T) = h_2(T)$ .

*Proof.* From (3.9) it follows that

$$\begin{aligned}\mathbb{F}(X_2^*(t)(S_0))(\mathbf{e}_z)\dot{h}_2(t) &= -\mathbb{F}(X_2^*(t)(S_0))\left(\dot{X}_2^*(t)\right) \\ \mathbb{F}(X_1^*(t)(S_0))(\mathbf{e}_z)\dot{h}_2(t) &= -\mathbb{F}(X_1^*(t)(S_0))\left(\dot{X}_1^*(t)\right).\end{aligned}$$

Using Remark 2.3 it follows that

$$\begin{aligned}-\mathbb{F}(X_2^*(t)(S_0))\left(\dot{X}_2^*(t)\right) &= -\mathbb{F}(X_1^*(t)(S_0))\left(\dot{X}_1^*(t) + \dot{h}_c(t)\mathbf{e}_z\right) \\ &= -\mathbb{F}(X_1^*(t)(S_0))\left(\dot{X}_1^*(t)\right) - \mathbb{F}(X_1^*(t)(S_0))(\mathbf{e}_z)\dot{h}_c(t)\end{aligned}$$

and

$$\mathbb{F}(X_2^*(t)(S_0))(\mathbf{e}_z) = \mathbb{F}(X_1^*(t)(S_0))(\mathbf{e}_z)$$

Hence

$$\dot{h}_2 + \dot{h}_c = \dot{h}_1.$$

Finally, since  $X_i^*(0, \cdot) = X_i^*(T, \cdot) = I$ ,  $i \in \{1, 2\}$  (consequently  $h_c(0) = h_c(T) = 0$ ), we obtain  $h_2(T) = h_1(T)$ .  $\square$

Denote, for the remaining part of this paper

$$D_i(\mathbf{y}) = P_{i+1}(\cos \theta(\mathbf{y}))\mathbf{y} \quad (i \geq 1, \mathbf{y} \in S_0), \quad (3.11)$$

where  $(P_i)_{i \in \mathbb{N}}$  are the Legendre polynomials and  $(r(\mathbf{y}), \theta(\mathbf{y}), \phi(\mathbf{y})) \in \mathbb{R}_+ \times [0, \pi] \times [0, 2\pi[$  are the spherical coordinates of  $\mathbf{y}$  (see Figure 3).

The remaining part of this section deals with the first derivative with respect to the shape of a certain ratio of hydrodynamical forces. We use, in particular, asymptotic formulas derived by Lighthill (see [13]). The precise form in which we use these results is borrowed from Shapere and Wilczek [17, equation (2.12)].

**Proposition 3.5.** *Let  $\mathbb{F}$  be the force operator introduced in Section 2, let  $L \geq 1$  and let  $M^{SW} = (M^{SW}_{i,j})_{i,j \in \{1, \dots, L\}} \in M_L(\mathbb{R})$  be defined by:*

$$M^{SW}_{i,j} = \begin{cases} \frac{(i+1)^2}{(2i+1)(2i+3)} & \text{if } j = i-1, \\ \frac{-i^2 + 2i + 5}{(2i+3)(2i+5)} & \text{if } j = i+1, \\ 0 & \text{otherwise.} \end{cases} \quad (3.12)$$

for every  $i, j \in \{1, \dots, L\}$ . Then

$$\frac{\mathbb{F}\left(\left(I + \varepsilon \sum_{j=1}^L \alpha_j D_j\right)(S_0)\right)\left(\varepsilon \sum_{i=1}^L \dot{\alpha}_i D_i\right)}{\mathbb{F}\left(\left(I + \varepsilon \sum_{j=1}^L \alpha_j D_j\right)(S_0)\right)(\mathbf{e}_z)} = \varepsilon^2 \langle M^{SW} \boldsymbol{\alpha}, \dot{\boldsymbol{\alpha}} \rangle + o(\varepsilon^2) \quad (\varepsilon \rightarrow 0), \quad (3.13)$$

for every  $\boldsymbol{\alpha} = (\alpha_1, \dots, \alpha_L)^T \in C^\infty(\mathbb{R}_+, \mathbb{R}^L)$ , where  $(D_i)_{i \in \{1, \dots, L\}}$  are given by (3.11).

As a consequence of the above proposition, we have the following result.

**Proposition 3.6.** *Let  $L \geq 1$  and  $(D_i)_{i \geq 1}$  be the deformations defined by (3.11). Then for every  $i, j \in \{1, \dots, L\}$ , we have:*

$$\mathbb{F}(S_0)(D_i) = 0 \quad \text{and} \quad \left( \frac{\mathbb{F}'(D_j)(D_i)}{\mathbb{F}(S_0)(\mathbf{e}_z)} \right)_{i,j \in \{1, \dots, L\}} = M^{SW} \in M_L(\mathbb{R})$$

where  $M^{SW} \in M_L(\mathbb{R})$  is the matrix defined in Proposition 3.5 by (3.12) and, for every  $\tau \in \Theta(S)$  and every  $\mathbf{v}_0 \in H^{\frac{1}{2}}(\partial\Omega)$ ,  $\mathbb{F}'(\tau)(\mathbf{v}_0)$  stands for the differential of  $\theta \mapsto \mathbb{F}((I + \theta)(S))(\mathbf{v}_0 \circ (I + \theta)^{-1})$  at 0 in the direction  $\tau$  (which exists according to Theorem 2.6).

*Proof.* We know from Theorem 2.6 that the map

$$\varepsilon \mapsto \frac{\mathbb{F}((I + \varepsilon \sum_{j=1}^L \alpha_j D_j)(S_0))(\varepsilon \sum_{i=1}^L \dot{\alpha}_i D_i)}{\mathbb{F}((I + \varepsilon \sum_{j=1}^L \alpha_j D_j)(S_0))(\mathbf{e}_z)},$$

is, for every  $\alpha \in C^\infty(\mathbb{R}_+, \mathbb{R}^L)$  of class  $C^\infty$  in a neighborhood of the origin. By comparing the second order Taylor expansion of this function around the origin with formula (3.13) we obtain the required result.  $\square$

## 4 Controllability results

Recall from the introduction that our aim is to steer the mass center of the swimmer in a prescribed final position, with initial and final deformation equal to zero. Since we also want to control the final deformation, it seems convenient to extend the state space by including in it the variables describing the deformation (i.e., the function  $r^*$ ) and to use the derivative with respect to time of  $r^*$  as new input function.

Based on the above remark and under the assumptions of Proposition 3.3, the system (3.7)-(3.8) can be written:

$$\dot{h}(t) = -\frac{\mathbb{F}(X^*(t, \cdot)(S_0))(\mathbf{w}^*(t, \cdot))}{\mathbb{F}(X^*(t, \cdot)(S_0))(\mathbf{e}_z)}, \quad (4.1)$$

$$\dot{r}^*(t, \cdot) = Q^*(t, \cdot), \quad (4.2)$$

with the initial conditions

$$r^*(0, \cdot) = 0, \quad h(0) = 0, \quad (4.3)$$

where the deformation velocity  $\mathbf{w}^*$  is given by

$$\mathbf{w}^*(t, \mathbf{y}) = Q^*(t, \cos \theta(\mathbf{y}))\mathbf{y} \quad ((t, \mathbf{y}) \in [0, T] \times S_0),$$

and  $Q^*$  is the new input function.

With the above notation, the main result in this section states as follows:

**Theorem 4.1.** *For every  $h_1 \in \mathbb{R}$ , there exists  $T > 0$  and  $Q^* \in C^\infty([0, T] \times [-1, 1], \mathbb{R})$  such that the solution  $(h, r^*)$  of (4.1)-(4.3) satisfies:*

1.  $h(T) = h_1$  and  $r^*(T, \cdot) = 0$ ,
2. for every  $t \in [0, T]$ ,  $\|Q^*(t, \cdot)\|_{L^\infty(-1,1)} \leq 1$ ,
3. for every  $t \in [0, T]$ ,  $r^*(t, \cdot) \in \{P_0, P_1\}^\perp$  and  $\inf_{(t,x) \in [0,T] \times [-1,1]} r^*(t, x) > -1$ .

In order to prove the above result, we use Chow's Theorem (see for instance [19, chap. 5, Proposition 5.14, p. 89] or [11]):

**Theorem 4.2** (Chow). *Let  $m, n \in \mathbb{N}$  and let  $(\mathbf{f}_i)_{i=1,n}$  be  $C^\infty$  vector fields on  $\mathbb{R}^n$ . Consider the control system, of state trajectory  $\mathbf{q}$ ,*

$$\dot{\mathbf{q}} = \sum_{i=1}^m u_i \mathbf{f}_i(\mathbf{q}), \quad (4.4)$$

with input function  $\mathbf{u} = (u_i)_{i=1,m} \in C^\infty([0, +\infty[, B_{\mathbb{R}^m}(0, r))$  for some  $r > 0$ . Let  $\mathcal{O}$  an open and connected set of  $\mathbb{R}^n$  and assume that

$$\text{Lie}_{\mathbf{q}}\{\mathbf{f}_1, \dots, \mathbf{f}_m\} = \mathbb{R}^n \quad \mathbf{q} \in \mathcal{O},$$

Then the system (4.4) is controllable, i.e., for every  $\mathbf{q}_0, \mathbf{q}_1 \in \mathcal{O}$  there exists  $T > 0$  and  $\mathbf{u} \in C^\infty([0, T], B_{\mathbb{R}^m}(0, r))$  such that  $\mathbf{q}(0) = \mathbf{q}_0$  and  $\mathbf{q}(T) = \mathbf{q}_1$  and  $\mathbf{q}(t) \in \mathcal{O}$  for every  $t \in [0, T]$ .

In the previous Theorem, the Lie-bracket of two vector fields  $\mathbf{g}_1, \mathbf{g}_2$  is a new vector field defined by

$$[\mathbf{g}_1, \mathbf{g}_2](\mathbf{q}) = D_{\mathbf{q}}\mathbf{g}_2 \cdot \mathbf{g}_1(\mathbf{q}) - D_{\mathbf{q}}\mathbf{g}_1 \cdot \mathbf{g}_2(\mathbf{q}).$$

We recall that a Lie-algebra is a space closed for the Lie-bracket  $[\cdot, \cdot]$  and that  $(\text{Lie}\{\mathbf{f}_1, \dots, \mathbf{f}_m\}, [\cdot, \cdot])$  is the smallest Lie-algebra containing  $\{\mathbf{f}_1, \dots, \mathbf{f}_m\}$ . Moreover,  $\text{Lie}_{\mathbf{q}}\{\mathbf{f}_1, \dots, \mathbf{f}_m\} \subset \mathbb{R}^n$  is the subspace of  $\mathbb{R}^n$  spanned by all the values in  $\mathbf{q}$  of the vector fields in  $\text{Lie}\{\mathbf{f}_1, \dots, \mathbf{f}_m\}$ .

We are now in position to prove our main controllability result.

*Proof of Theorem 4.1.* Let consider the two dimensional space of deformations  $X^*$  defined by

$$X^*(t, \mathbf{y}) = \mathbf{y} + \alpha_1(t)D_1(\mathbf{y}) + \alpha_2(t)D_2(\mathbf{y}) \quad ((t, \mathbf{y}) \in [0, T] \times S_0),$$

with  $\alpha_i \in C^\infty([0, T], (-\frac{1}{2}, \frac{1}{2}))$  and  $(D_i)_{i \in \{1,2\}}$  introduced in (3.11).

Due to the fact that  $|P_i(\zeta)| \leq 1$  for every  $\zeta \in [-1, 1]$  and  $i \in \mathbb{N}$ , the above defined deformations  $X^*$  satisfy the assumptions in Proposition 3.1. Moreover, if we assume that  $\alpha_i(0) = \alpha_i(T) = 0$  then  $X^*(0, \cdot) = X^*(T, \cdot) = I$ . With the above notation, it is easily seen that (3.9) writes:

$$\begin{aligned} \dot{h} &= - \sum_{i=1}^2 \beta_i \frac{-\mathbb{F}(X^*(t, \cdot)(S_0))(D_i)}{\mathbb{F}(X^*(t, \cdot)(S_0))(\mathbf{e}_z)}, \\ \dot{\alpha}_1 &= \beta_1, \\ \dot{\alpha}_2 &= \beta_2. \end{aligned}$$

The above system can be written in the condensed form:

$$\dot{\mathbf{q}} = \sum_{i=1}^L \beta_i \tilde{\mathbf{f}}_i(\mathbf{q}), \quad (4.5)$$

where  $\mathbf{q} = (h, \alpha_1, \alpha_2)^T \in \mathbb{R} \times (-\frac{1}{2}, \frac{1}{2})^2$  and  $(\tilde{\mathbf{f}}_i)_{i \in \{1,2\}}$  are the  $C^\infty$  vector field on  $\mathbb{R} \times (-\frac{1}{2}, \frac{1}{2})^2$  defined by:

$$\tilde{\mathbf{f}}_1((h, \alpha_1, \alpha_2)^T) = \begin{pmatrix} \frac{-\mathbb{F}((I + \alpha_1 D_1 + \alpha_2 D_2)(S_0))(D_1)}{\mathbb{F}((I + \alpha_1 D_1 + \alpha_2 D_2)(S_0))(\mathbf{e}_z)} \\ 1 \\ 0 \end{pmatrix}$$

$$\tilde{\mathbf{f}}_2((h, \alpha_1, \alpha_2)^\top) = \begin{pmatrix} \frac{-\mathbb{F}((I + \alpha_1 D_1 + \alpha_2 D_2)(S_0))(D_2)}{\mathbb{F}((I + \alpha_1 D_1 + \alpha_2 D_2)(S_0))(\mathbf{e}_z)} \\ 0 \\ 1 \end{pmatrix},$$

for every  $(h, \alpha_1, \alpha_2)^\top \in \mathbb{R} \times (-\frac{1}{2}, \frac{1}{2})^2$ . According to Proposition 3.6,

$$D\tilde{\mathbf{f}}_i \Big|_{\mathbf{q}=0} \cdot \begin{pmatrix} 0 \\ \mathbf{e}_j \end{pmatrix} = (\langle M^{SW} \mathbf{e}_i, \mathbf{e}_j \rangle, 0, \dots, 0)^\top.$$

where the matrix  $M^{SW} \in \mathcal{M}_2(\mathbb{R})$  is given by :

$$M^{SW} = \frac{3}{35} \begin{pmatrix} 0 & 2 \\ 3 & 0 \end{pmatrix}.$$

Hence  $[\tilde{\mathbf{f}}_1, \tilde{\mathbf{f}}_2]_{\mathbf{q}=0} = (\langle M^{SW} \mathbf{e}_2, \mathbf{e}_1 \rangle - \langle M^{SW} \mathbf{e}_1, \mathbf{e}_2 \rangle, 0, 0)^\top = \frac{3}{35}(1, 0, 0)^\top$ , so that

$$\dim \text{Lie}_{\mathbf{q}=0} \{\tilde{\mathbf{f}}_1, \tilde{\mathbf{f}}_2\} = 3.$$

Since  $\tilde{\mathbf{f}}_1, \tilde{\mathbf{f}}_2$  and  $\mathbf{q} \mapsto [\tilde{\mathbf{f}}_1, \tilde{\mathbf{f}}_2]_{\mathbf{q}}$  are  $C^\infty$  functions (see Theorem 2.6), there exists  $\varepsilon > 0$  such that for every  $\mathbf{q} \in \{0\} \times ]-\varepsilon, \varepsilon[^2$ ,  $\dim \text{Lie}_{\mathbf{q}} \{\tilde{\mathbf{f}}_1, \tilde{\mathbf{f}}_2\} = 3$ . Using the fact that  $\tilde{\mathbf{f}}_1, \tilde{\mathbf{f}}_2$  and  $[\tilde{\mathbf{f}}_1, \tilde{\mathbf{f}}_2]$  do not depend on  $h$  (i.e., on the first component of  $\mathbf{q}$ ), it follows that

$$\dim \text{Lie}_{\mathbf{q}} \{\tilde{\mathbf{f}}_1, \tilde{\mathbf{f}}_2\} = 3 \quad (\mathbf{q} \in \mathbb{R} \times ]-\varepsilon, \varepsilon[^2).$$

We conclude by using Theorem 4.2 with  $\mathcal{O}$  a neighborhood of  $\mathbb{R} \times \{(0, 0)^\top\}$ .  $\square$

In the end of this Section we study the time optimal control associated to the controllability problem introduced in Theorem 4.1, by restricting the inputs to a vector space of dimension  $L \geq 2$ . Let first give some notations. Given  $\boldsymbol{\alpha} \in \mathbb{R}^L$ , we denote by  $S^*(\boldsymbol{\alpha})$  the deformed sphere,

$$S^*(\boldsymbol{\alpha}) = (I + \sum_{i=1}^L \alpha_i D_i)(S_0) \quad (\boldsymbol{\alpha} = (\alpha_1, \dots, \alpha_L)^\top \in \mathbb{R}^L, |\boldsymbol{\alpha}|_2 \leq c), \quad (4.6)$$

where  $D_i$  are defined in (3.11) and  $c > 0$  is small enough in order to ensure that  $\text{Jac}(I + \sum_{i=1}^L \alpha_i D_i) > 0$  on  $S_0$ . We also introduce, for every  $\boldsymbol{\alpha} \in \mathbb{R}^L$  small enough, the vector  $\mathbf{f}(\boldsymbol{\alpha}) = (f_i(\boldsymbol{\alpha}))_{i \in \{1, \dots, L\}} \in \mathbb{R}^L$  with

$$f_i(\boldsymbol{\alpha}) = \frac{\mathbb{F}(S^*(\boldsymbol{\alpha}))(D_i)}{\mathbb{F}(S^*(\boldsymbol{\alpha}))(\mathbf{e}_z)} \quad (\boldsymbol{\alpha} = (\alpha_1, \dots, \alpha_L) \in \mathbb{R}^L, |\boldsymbol{\alpha}|_2 \leq c, \quad i \in \{1, \dots, L\}). \quad (4.7)$$

With the above notation and assumptions, the control system (4.1)-(4.3) writes

$$\dot{h} = \langle \mathbf{f}(\boldsymbol{\alpha}), \boldsymbol{\beta} \rangle \quad (4.8)$$

$$\dot{\boldsymbol{\alpha}} = \boldsymbol{\beta} \quad (4.9)$$

$$h(0) = 0, \quad \boldsymbol{\alpha}(0) = \mathbf{0}. \quad (4.10)$$

Looking to the proof of Theorem 4.1, we easily see that the following Corollary holds:

**Corollary 4.3.** For every  $L \geq 2$  and  $h_1 \in \mathbb{R}$ , there exists  $T > 0$  and  $\beta \in C^\infty([0, T], \mathbb{R}^L)$  such that the solution  $(h, \alpha)$  of (4.8)-(4.10) satisfies:

$$h(T) = h_1, \quad \alpha(T) = 0, \quad (4.11)$$

with the constraint on the control variable:

$$|\beta(t)|_2 \leq 1 \quad (t \in [0, T]) \quad (4.12)$$

and the state constraint

$$|\alpha(t)|_2 \leq c \quad (t \in [0, T]). \quad (4.13)$$

**Remark 4.4.** According to Corollary 4.3, we see that two scalar inputs are sufficient to steer the sphere to any final position lying on  $\mathbf{e}_z$ . Note that, due to the scallop Theorem, see Purcell [15], at least two controls are necessary. It follows that with six scalar inputs the sphere can deform itself periodically in time in order to reach any final position  $\mathbf{h}_1 \in \mathbb{R}^3$ .

**Proposition 4.5.** For any  $L \geq 2$  and  $h_1 \in \mathbb{R}$ , there exists a minimal time  $T^* \geq 0$  such that the control problem (4.8)-(4.11) with constraints (4.12) and (4.13) admits a solution for controls  $\beta$  chosen in  $L^\infty((0, T), \mathbb{R}^L)$ .

*Proof.* For  $L \geq 2$ , the existence of a solution  $(\bar{T}, \bar{h}, \bar{\alpha}, \bar{\beta})$  satisfying (4.8)-(4.13) is ensured according to the controllability result given in Corollary 4.3. To prove the existence of a minimal time, we shall make use of the classical Filippov Theorem (see for instance [9],[5] or [1]). First, due to the linearity of the optimal problem with respect to the control variables  $\beta$ , the set

$$\mathcal{A}(\alpha, t) = \{(\langle \mathbf{f}(\alpha), \beta \rangle, \beta) \in \mathbb{R} \times \mathbb{R}^L \text{ with } |\beta(t)|_2 \leq 1\}$$

is convex for any state variables  $\alpha$  with  $|\alpha(t)|_2 \leq c$  and for all  $t \in [0, \bar{T}]$ .

Moreover, using Theorem 2.6 we deduce that the functions  $f_i$  are continuous with respect to  $\alpha$ . Therefore, there exists a constant  $C > 0$  such that, for all  $t \in [0, \bar{T}]$ ,

$$|\mathbf{f}(\alpha(t))|_2 \leq C,$$

for any  $|\alpha(t)|_2 \leq c$  and  $|\beta(t)|_2 \leq 1$ . The uniform bound on  $\mathbf{f}$  provides a bound on  $h$ . Indeed, for all  $t \in [0, \bar{T}]$ , we have

$$|h(t)| = \left| \int_0^t \langle \mathbf{f}(\alpha), \beta \rangle ds \right| \leq \int_0^t |\mathbf{f}(\alpha)|_2 |\beta|_2 ds \leq C\bar{T}.$$

Thus, all the state and control variables are uniformly bounded, provided that the control and the state satisfy the given constraints. Therefore, we can apply the Filippov-Cesari Theorem (see [9, Theorem 3.1] or [5, Theorem 9.3]) to conclude to the existence of an optimal solution  $(T^*, h^*, \alpha^*, \beta^*)$ .  $\square$

In the next two sections, we consider a simplified model for which we shall explicitly determine the optimal solutions  $(T^*, h^*, \alpha^*, \beta^*)$  of problem (4.8)-(4.13). We first neglect the state constraint (4.13) and we obtain the optimal explicit solutions by directly applying Pontryagin's maximum principle.

We finally study (4.8)-(4.13) by taking in consideration the state constraint on  $\alpha$ . To this purpose, we apply an extended maximum principle which takes into account the state constraint and that provides jump conditions for the multipliers.

To obtain the simplified model we note that if  $\alpha$  is small enough, according to Proposition 3.5, equation (4.8) can be approximated by

$$\dot{h} = \langle M^{SW} \alpha, \beta \rangle,$$

The above equation is of independent interest. In particular, it can be seen as a generalization of the system describing a non holonomic integrator, see, for instance Coron ... In the remaining part of this work we study a slight generalization of the above control system, obtained by replacing the matrix  $M^{SW}$  by an arbitrary non symmetric matrix  $M \in \mathcal{M}_L(\mathbb{R})$ .

## 5 A simplified optimal control problem without state constraints

In this section we consider the simplified control system described at the end of the last section. More precisely, given an integer  $L \geq 2$ ,  $M \in \mathcal{M}_L(\mathbb{R})$  with  $M^\top \neq M$  and  $h_1 \in \mathbb{R}^*$ , our aim consists in determining the minimal time  $T^*$  for which there exists  $\beta \in L^\infty((0, T^*), \mathbb{R}^L)$  such that

$$|\beta(t)|_2 \leq 1 \quad (\text{for a.e. } t \in (0, T^*)), \quad (5.1)$$

and the solution  $(\alpha, h) \in W^{1,\infty}((0, T^*), \mathbb{R}^L) \times W^{1,\infty}((0, T^*), \mathbb{R})$  of

$$\dot{h} = \langle M\alpha, \beta \rangle, \quad (5.2)$$

$$\dot{\alpha} = \beta, \quad (5.3)$$

$$h(0) = 0 \quad \text{and} \quad \alpha(0) = 0. \quad (5.4)$$

satisfies

$$h(T^*) = h_1 \quad \text{and} \quad \alpha(T^*) = 0. \quad (5.5)$$

We assume that  $h_1 \neq 0$ , since otherwise the time optimal control problem is trivial.

Before integrating the Pontryagin maximum principle, we give some elementary facts about this control problem.

**Proposition 5.1.** *The time  $T^* > 0$  and the control  $\beta^* \in L^\infty((0, T^*), \mathbb{R}^L)$  are solutions of the time optimal control system (5.1)-(5.5) if and only if  $T^*$  and  $\beta^*$  are solution of the time optimal control system obtained from (5.1)-(5.5) by replacing (5.2) with the equation*

$$\dot{h} = \left\langle \frac{1}{2}(M - M^\top)\alpha, \beta \right\rangle. \quad (5.6)$$

In other words, the optimal time and controls of the system (5.1),(5.2)-(5.5) coincide with the ones of the system (5.1),(5.6),(5.3)-(5.5).

*Proof of Proposition 5.1.* Note that (5.2) can be written in the form

$$\dot{h} = \left\langle \frac{1}{2}(M + M^\top)\alpha, \dot{\alpha} \right\rangle + \left\langle \frac{1}{2}(M - M^\top)\alpha, \dot{\alpha} \right\rangle.$$

Since  $M + M^\top$  is symmetric, there exist a diagonal matrix  $D$  and an orthogonal matrix  $Q$  such that  $M + M^\top = Q^\top D Q$ . Consequently,

$$\langle (M + M^\top)\alpha, \dot{\alpha} \rangle = \langle DQ\alpha, Q\dot{\alpha} \rangle = \frac{1}{2} \frac{d}{dt} \langle DQ\alpha, Q\alpha \rangle.$$

Integrating  $\langle (M + M^\top)\alpha, \dot{\alpha} \rangle$  over  $t \in [0, T^*]$  yields  $\int_0^{T^*} \langle (M + M^\top)\alpha, \dot{\alpha} \rangle dt = 0$  due to the initial and final conditions  $\alpha(0) = \alpha(T^*) = 0$ . In other words, the symmetric part of  $M$  does not play any role in the control system. This fact clearly implies that the optimal times and the optimal time controls of the two considered systems coincide. □



The remaining part of this section is devoted to the application of Pontryagin's maximum principle which yields, at least for the simplified model with no state constraints, an explicit solution of the optimal control problem. We first recall, following [19], some basic facts on Pontryagin's maximum principle and we adapt the general procedure to our case. To this end we introduce the Hamiltonian  $\mathcal{H}$  for the minimal time problem of the control system (5.1)-(5.5). To accomplish this goal we gather the state variables in a single vector by setting

$$\mathbf{q} = \begin{pmatrix} h \\ \boldsymbol{\alpha} \end{pmatrix} \in \mathbb{R}^{L+1},$$

and we denote

$$\mathbf{F}(\mathbf{q}, \boldsymbol{\beta}) = \begin{pmatrix} \langle M\boldsymbol{\alpha}, \boldsymbol{\beta} \rangle \\ \boldsymbol{\beta} \end{pmatrix} \in \mathbb{R}^{L+1}.$$

Then the differential system (5.2)-(5.5) reads

$$\dot{\mathbf{q}} = \mathbf{F}(\mathbf{q}, \boldsymbol{\beta}), \quad (5.7)$$

$$\mathbf{q}(0) = \mathbf{0}, \quad \mathbf{q}(T) = \begin{pmatrix} h_1 \\ \mathbf{0}_L \end{pmatrix}, \quad (5.8)$$

where  $\mathbf{0}_L$  denotes the null vector in  $\mathbb{R}^L$ . The Hamiltonian of the system (5.7),(5.8) for the optimal time problem is the function  $\mathcal{H} : \mathbb{R}^{L+1} \times \mathbb{R}^L \times \mathbb{R}^{L+1} \times (-\infty, 0]$  defined by

$$\mathcal{H}(\mathbf{q}, \boldsymbol{\beta}, \mathbf{r}, s_0) = \langle \mathbf{r}, \mathbf{F}(\mathbf{q}, \boldsymbol{\beta}) \rangle + s_0$$

with  $\mathbf{q}, \mathbf{r} \in \mathbb{R}^{L+1}$ ,  $\boldsymbol{\beta} \in \mathbb{R}^L$  and  $s_0 \leq 0$ . We recall that  $\mathbf{r}$  is generally designed as the *adjoint state*. In the present case it is convenient to write  $\mathbf{r}$  into the form

$$\mathbf{r} = \begin{pmatrix} p_0 \\ \mathbf{p} \end{pmatrix} \in \mathbb{R}^{L+1},$$

with  $p_0 \in \mathbb{R}$  and  $\mathbf{p} \in \mathbb{R}^L$ . With the above notation, the Hamiltonian can be also written:

$$\mathcal{H}(\boldsymbol{\alpha}, \boldsymbol{\beta}, p_0, \mathbf{p}, s_0) = \langle p_0 M\boldsymbol{\alpha} + \mathbf{p}, \boldsymbol{\beta} \rangle + s_0, \quad (5.9)$$

with  $\mathbf{p} \in \mathbb{R}^L$ ,  $p_0 \in \mathbb{R}$  and  $s_0 \in \mathbb{R}$ ,  $s_0 \leq 0$ .

The Pontryagin maximum principle ensures that if  $(T, \mathbf{q}, \boldsymbol{\beta})$  is an optimal solution to (5.7),(5.8), then there exist a function  $\mathbf{r} : [0, T] \rightarrow \mathbb{R}^{L+1}$  and a scalar  $s_0 \leq 0$  such that the pair  $(\mathbf{r}, s_0)$  is nontrivial and such that

$$\dot{\mathbf{q}} = \frac{\partial \mathcal{H}}{\partial \mathbf{r}} = \mathbf{F}(\mathbf{q}, \boldsymbol{\beta}), \quad (5.10)$$

$$\dot{\mathbf{r}} = -\frac{\partial \mathcal{H}}{\partial \mathbf{q}} = -\left(\frac{\partial \mathbf{F}}{\partial \mathbf{q}}\right)^\top \mathbf{r}, \quad (5.11)$$

$$\mathbf{q}(0) = \mathbf{0}, \quad \mathbf{q}(T) = \begin{pmatrix} h_1 \\ \mathbf{0}_L \end{pmatrix}, \quad (5.12)$$

$$\mathcal{H}(\boldsymbol{\alpha}, \boldsymbol{\beta}, p_0, \mathbf{p}, s_0) = \max_{\substack{\boldsymbol{\gamma} \in \mathbb{R}^L \\ \|\boldsymbol{\gamma}\|_2 \leq 1}} \mathcal{H}(\boldsymbol{\alpha}, \boldsymbol{\gamma}, p_0, \mathbf{p}, s_0) \quad (5.13)$$

Moreover, since the system (5.7),(5.8) is autonomous, if  $(T, h, \boldsymbol{\alpha}, \boldsymbol{\beta}, p_0, \mathbf{p})$  is an optimal solution to (5.15)-(5.20) then

$$\mathcal{H}(\boldsymbol{\alpha}(t), \boldsymbol{\beta}(t), p_0(t), \mathbf{p}(t), s_0) = 0 \quad (\text{for a.e. } t \in [0, T]).$$

This property, combined with the expression (5.9) for the Hamiltonian leads to

$$\langle p_0 M \boldsymbol{\alpha}(t) + \mathbf{p}(t), \boldsymbol{\beta}(t) \rangle + s_0 = 0 \quad (\text{for a.e. } t \in [0, T]). \quad (5.14)$$

This fact implies that, going back to the variables  $h$  and  $\boldsymbol{\alpha}$ , that equations (5.10)-(5.12), reduce to determining  $T \in \mathbb{R}_+$ ,  $h \in W^{1,\infty}([0, T], \mathbb{R})$ ,  $\boldsymbol{\alpha} \in W^{1,\infty}([0, T], \mathbb{R}^L)$ ,  $\boldsymbol{\beta} \in L^\infty((0, T), \mathbb{R}^L)$ ,  $p_0 \in W^{1,\infty}([0, T], \mathbb{R})$  and  $\mathbf{p} \in W^{1,\infty}([0, T], \mathbb{R}^L)$  such that  $((p_0, \mathbf{p})^\top, s_0) \neq 0$ , the relation (5.14) holds and

$$\dot{h} = \langle M \boldsymbol{\alpha}, \boldsymbol{\beta} \rangle \quad (5.15)$$

$$\dot{\boldsymbol{\alpha}} = \boldsymbol{\beta} \quad (5.16)$$

$$\dot{p}_0 = 0 \quad (5.17)$$

$$\dot{\mathbf{p}} = -p_0 M^\top \boldsymbol{\beta} \quad (5.18)$$

$$h(0) = 0, \quad \boldsymbol{\alpha}(0) = \mathbf{0} \quad (5.19)$$

$$h(T) = h_1, \quad \boldsymbol{\alpha}(T) = \mathbf{0} \quad (5.20)$$

We are now in a position to show that the cost multiplier  $s_0$  is negative and to express the optimal control  $\boldsymbol{\beta}$  in function of the state and adjoint state.

**Lemma 5.2.** *Let  $(T, h, \boldsymbol{\alpha}, \boldsymbol{\beta}, p_0, \mathbf{p}, s_0)$  be a solution of (5.13)-(5.20). Then  $s_0 < 0$ ,  $\mathbf{p}(0) \neq 0$  and  $p_0 \neq 0$ . In addition, for every  $t \in [0, T]$  we have that  $p_0 M \boldsymbol{\alpha}(t) + \mathbf{p}(t) \neq 0$  and the optimal control variables are given by*

$$\boldsymbol{\beta}(t) = \frac{p_0 M \boldsymbol{\alpha}(t) + \mathbf{p}(t)}{|p_0 M \boldsymbol{\alpha}(t) + \mathbf{p}(t)|_2} \quad (\text{for a.e. } t \in [0, T]). \quad (5.21)$$

*Proof.* We first remark that since  $h_1 \neq 0$  we necessarily have  $T > 0$ . We start by proving that  $s_0, \mathbf{p}(0)$  and  $p_0$  do not vanish. We argue by contradiction.

- Suppose that  $s_0 = 0$ . From (5.9) and (5.14), we deduce that

$$\mathcal{H}(\boldsymbol{\alpha}, \boldsymbol{\beta}, p_0, \mathbf{p}, s_0) = \langle p_0 M \boldsymbol{\alpha} + \mathbf{p}, \boldsymbol{\beta} \rangle = 0. \quad (5.22)$$

On the other hand, (5.17) implies that  $p_0$  is a constant, so that (5.22) and (5.15) give

$$p_0 \dot{h}(t) + \langle \mathbf{p}(t), \boldsymbol{\beta}(t) \rangle = 0 \quad (\text{for a.e. } t \in [0, T]). \quad (5.23)$$

Furthermore, using (5.15), (5.16) and (5.18), we obtain

$$\frac{d}{dt} \langle \mathbf{p}, \boldsymbol{\alpha} \rangle = \langle \dot{\mathbf{p}}, \boldsymbol{\alpha} \rangle + \langle \mathbf{p}, \dot{\boldsymbol{\alpha}} \rangle = -p_0 \langle M^\top \boldsymbol{\beta}, \boldsymbol{\alpha} \rangle + \langle \mathbf{p}, \boldsymbol{\beta} \rangle = -p_0 \dot{h} + \langle \mathbf{p}, \boldsymbol{\beta} \rangle \quad (5.24)$$

Combining (5.24) and (5.23), we deduce that

$$\frac{d}{dt} (2p_0 h(t) + \langle \mathbf{p}(t), \boldsymbol{\alpha}(t) \rangle) = 0 \quad (\text{for a.e. } t \in [0, T]).$$

Integrating the above formula on  $[0, T]$  we get

$$2p_0 h_1 = 0. \quad (5.25)$$

On the other hand, since  $(p_0, \mathbf{p})^\top$  and  $s_0$  form a nontrivial pair and  $s_0 = 0$ , we necessarily have  $(p_0, \mathbf{p}) \neq (0, 0)$ . If  $p_0 = 0$  then  $\mathbf{p} \neq 0$  and the Hamiltonian reduces to  $\mathcal{H}(\boldsymbol{\alpha}, \boldsymbol{\beta}, p_0, \mathbf{p}, s_0) = \langle \mathbf{p}, \boldsymbol{\beta} \rangle$ . From the maximum principle (5.13), we obtain that  $\boldsymbol{\beta} = \frac{\mathbf{p}}{|\mathbf{p}|_2}$  and  $\mathcal{H}(\boldsymbol{\alpha}, \boldsymbol{\beta}, p_0, \mathbf{p}, s_0) = |\mathbf{p}|_2 \neq 0$  which is in contradiction with (5.22). Hence, we have  $p_0 \neq 0$  and we deduce from (5.25) that  $h_1 = 0$  which is a contradiction. We have thus shown that  $s_0 \neq 0$ .

- Assume that  $\mathbf{p}(0) = 0$ . Using the relation (5.14) at  $t = 0$  we obtain that  $s_0 = 0$ , which is a contradiction. Thus,  $\mathbf{p}(0) \neq 0$ .
- Finally, suppose that  $p_0 = 0$ . Then, according to (5.18) we have that  $\mathbf{p}(t) = \mathbf{p}(0)$  for all  $t \in [0, T]$ . The maximum principle property (5.13) provides the optimal control  $\beta(t) = \frac{\mathbf{p}(0)}{|\mathbf{p}(0)|_2} = \beta(0)$  for all  $t \in [0, T]$ . Since  $\alpha(0) = \alpha(T) = 0$ , we get  $\beta(0) = 0$  by integrating (5.16) so that  $\beta(t) = 0$  for all  $t \in [0, T]$ . We deduce from (5.14) that  $s_0 = 0$  which is a contradiction. Thus,  $p_0 \neq 0$ .

We are now in position to determine the optimal control variables  $\beta$ . Using the fact that  $s_0 < 0$ , it follows from (5.14) that  $p_0 M \alpha(t) + \mathbf{p}(t) \neq 0$  for every  $t \in [0, T]$ . Using the expression (5.9) of the Hamiltonian, together with (5.13) we deduce that the optimal control  $\beta$  is indeed given by (5.21).  $\square$

The result below shows that, for the simplified control problem (5.1)-(5.5), without state constraints, an optimal solution can be explicitly determined. For the remaining part of the paper, we denote by  $\sigma(A)$  the set of the complex eigenvalues of a matrix  $A$ .

**Proposition 5.3.** *The minimal time  $T^*$  such that (5.1)-(5.5) admits a solution is given by*

$$T^* = \sqrt{\frac{2\pi|h_1|}{\lambda^*}}, \quad (5.26)$$

where  $\lambda^* = \max\{|\lambda|, \lambda \in \sigma(\frac{1}{2}(M - M^\top))\} > 0$ . Moreover, an optimal time control is

$$\beta^*(t) = \exp\left(\text{sign}(h_1) \sqrt{\frac{2\pi}{\lambda^*|h_1|}} t \frac{(M - M^\top)}{2}\right) \beta_0 \quad (t \in [0, T^*]), \quad (5.27)$$

where the initial control  $\beta_0 \in \mathbb{R}^L$  is chosen such that  $|\beta_0|_2 = 1$  with  $\beta_0 \in \text{Ker}\left(\left(\frac{M - M^\top}{2}\right)^2 + |\lambda^*|^2\right)$

*Proof.* Let us denote by  $M_A$  the skew-symmetric part of the non-symmetric matrix  $M$  i.e.  $M_A = \frac{1}{2}(M - M^\top) \neq 0$ . According to Proposition 5.1, it is enough to consider the control system (5.1)-(5.5) with  $M$  replaced by  $M_A$ . From Lemma 5.2 with the relation (5.14), we deduce that the optimal control variables  $\beta$  is given by

$$\beta(t) = -\frac{(p_0 M_A \alpha(t) + \mathbf{p}(t))}{s_0} \quad (t \in [0, T]).$$

Hence, differentiating the above relation over  $t$  and using (5.16) and (5.18), we obtain

$$\dot{\beta} = \delta^{-1} M_A \beta,$$

with  $\delta = -\frac{s_0}{2p_0}$ . Integrating the above ordinary differential equation in  $\beta$  yields for all  $t \in [0, T]$ ,

$$\beta(t) = \exp(\delta^{-1} t M_A) \beta(0). \quad (5.28)$$

Now, we turn to the computation of  $\alpha$  and  $h$ . Using (5.16), we obtain

$$\frac{d}{dt} (\delta^{-1} M_A \alpha) = \delta^{-1} M_A \beta = \dot{\beta}$$

and then we get

$$M_A \alpha(t) = \delta (\beta(t) - \beta(0)) \quad (t \in [0, T]). \quad (5.29)$$





with

$$a_k = \frac{-2k^2 + 2k + 1}{2(2k + 1)(2k + 3)} \quad \text{for } k = 2, \dots, L.$$

According to Proposition 5.3, the minimal time is given by  $T_L^* = \sqrt{\frac{2\pi|h_1|}{\lambda_L^*}}$ , where  $\lambda_L^* > 0$  is given by  $\lambda_L^* = \max\{|\lambda|, \lambda \in \sigma(M_A)\}$ . We first prove that  $L \mapsto T_L^*$  is non increasing. For that it suffices to check that  $\lambda_L^*$  is non decreasing function with respect to  $L$ . In order to check this assertion we denote, for every integer  $k$  with  $2 \leq k \leq L$ , by  $A_k$  the complex  $(k \times k)$ -matrix

$$A_k = i \begin{pmatrix} 0 & a_2 & & & 0 \\ -a_2 & 0 & a_3 & & \\ & \ddots & \ddots & \ddots & \\ & & -a_{k-1} & 0 & a_k \\ 0 & & & -a_k & 0 \end{pmatrix}. \quad (5.37)$$

Let us remark that  $A_k$  is a Hermitian matrix and thus all its eigenvalues  $\mu_i = \mu_i(A_k)$  for  $i = 1, \dots, k$  are real numbers. We may assume that the eigenvalues  $\mu_i$  are arranged in increasing order, so that  $\mu_k(A_k) = \max_{1 \leq i \leq k} \mu_i(A_k)$ . Moreover, one can easily check that if  $\mu$  is an eigenvalue of  $A_k$  then  $-\mu$  is also an eigenvalue. This implies that  $\mu_k(A_k) \geq 0$  for every  $1 \leq k \leq L$ , so that  $\mu_L(A_L) = \lambda_L^*$ . The *inclusion principle* (see [10, Th.4.3.15]) ensures that

$$\mu_k(A_k) \leq \mu_L(A_L) \quad \text{for all } 2 \leq k \leq L. \quad (5.38)$$

The inclusion property (5.38) leads to  $\lambda_{L-1}^* \leq \lambda_L^*$ . Thus, the largest eigenvalue modulus  $\lambda_L^*$  is an increasing function of  $L$ .

Next, we prove that  $\lambda_L^*$  tends to  $\frac{1}{2}$  as  $L$  goes to  $+\infty$ . To this end, we first show that:

$$\frac{2}{L} \sum_{k=2}^L |a_k| \leq \lambda_L^* \leq \frac{1}{2} \quad (L \geq 2). \quad (5.39)$$

- The upper bound is obtained by applying the Gershgorin theorem (see [10, Th.6.1.1]) for the localization of the eigenvalues of  $M_A$ . Indeed, the eigenvalues  $\lambda$  of  $M_A$  are such that

$$|\lambda| \leq \max(|a_2|, |a_2| + |a_3|, \dots, |a_{L-1}| + |a_L|, |a_L|) = |a_{L-1}| + |a_L| \leq \frac{1}{2}.$$

In particular, we have

$$\lambda_L^* \leq \frac{1}{2}. \quad (5.40)$$

- The lower bound is obtained by using the Rayleigh-Ritz theorem for the Hermitian matrix  $A_L$  (see [10, Th.4.2.2]). The largest eigenvalue modulus  $|\lambda_L^*|$  is characterized by

$$\lambda_L^* = \mu_L(A_L) = \max_{\substack{\mathbf{u} \in \mathbb{C}^L \\ \mathbf{u} \neq 0}} \frac{\mathbf{u}^* A_L \mathbf{u}}{\mathbf{u}^* \mathbf{u}} \quad (5.41)$$

Let us choose  $\mathbf{u} = (u_k)_{1 \leq k \leq L} \in \mathbb{C}^L$  such that

$$u_k = \begin{cases} 1 & \text{if } k \equiv 1 \pmod{4} \\ i & \text{if } k \equiv 2 \pmod{4} \\ -1 & \text{if } k \equiv 3 \pmod{4} \\ -i & \text{if } k \equiv 4 \pmod{4} \end{cases}$$

Then, a straightforward calculation leads to

$$\mathbf{u}^* A_L \mathbf{u} = - \sum_{k=2}^L a_k$$

and  $\mathbf{u}^* \mathbf{u} = L$ . According to (5.41) and the fact that  $a_k \leq 0$  for all  $2 \leq k \leq L$ , we obtain that

$$\lambda_L^* \geq \frac{\mathbf{u}^* A_L \mathbf{u}}{\mathbf{u}^* \mathbf{u}} = \frac{1}{L} \sum_{k=2}^L |a_k|.$$

Thus, estimate (5.39) is proved. Finally, we prove that  $\lim_{L \rightarrow +\infty} \frac{2}{L} \sum_{k=2}^L |a_k| = 1$ . Let us denote

$$\mathcal{S}_L = 1 - \frac{2}{L} \sum_{k=2}^L |a_k|.$$

We have that

$$\mathcal{S}_L = \frac{2}{L} \sum_{k=2}^L \left( \frac{1}{2} - |a_k| \right) = \frac{2}{L} \sum_{k=2}^L \frac{(12k+5)}{(2k+1)(2k+3)}$$

and then

$$|\mathcal{S}_L| \leq \frac{2}{L} \sum_{k=2}^L \frac{(12k+5)}{4k^2} = \frac{6}{L} \sum_{k=2}^L \frac{1}{k} + \frac{5}{2L} \sum_{k=2}^L \frac{1}{k^2}. \quad (5.42)$$

One can easily check that the right-hand side of estimate (5.42) tends to 0 as  $L$  goes to  $+\infty$ .

Hence, we deduce that  $\lim_{L \rightarrow +\infty} \mathcal{S}_L = 0$  and then  $\lim_{L \rightarrow +\infty} \frac{2}{L} \sum_{k=2}^L |a_k| = 1$ . We conclude from (5.39) that

$\lim_{L \rightarrow +\infty} \lambda_L^* = \frac{1}{2}$  and the proof of Corollary 5.4 is completed.  $\square$

The fact, proved rigorously above, that the minimal time  $T_L^*$  is a decreasing function of the number  $L$  of deformation modes is checked numerically in Figure 4 below where the eigenvalues of  $\frac{1}{2}(M^{SW} - (M^{SW})^\top)$  are computed with the ARPACK library in MATLAB.

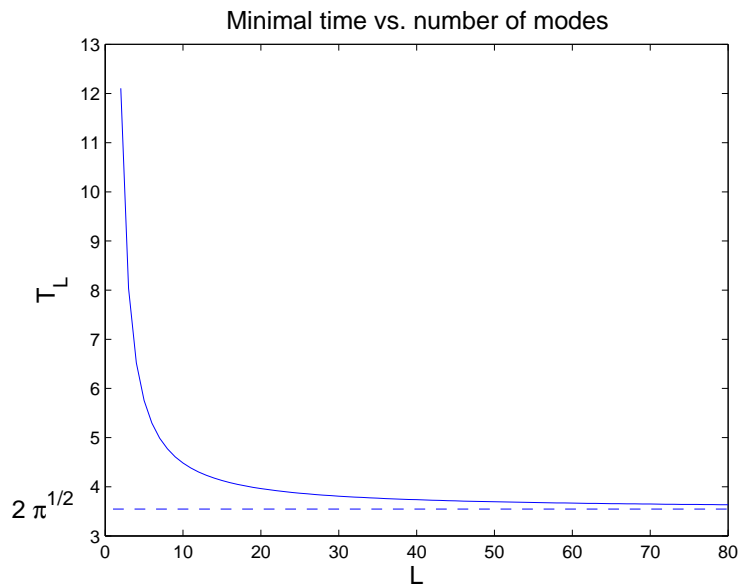


Figure 4: Minimal time with respect to the number  $L$  of deformation modes for the simplified control problem without state constraints. Convergence to the limit value  $2\sqrt{\pi|h_1|}$  with  $h_1 = 1$ .

To conclude, we give a numerical computation of an optimal solution for the simplified control problem (5.1)-(5.5), in the case where the matrix  $M$  is the Shapere-Wilczek matrix  $M = M^{SW}$  defined by (3.12). The optimal solution corresponding to the final position  $h_1 = 1$  is computed according to the formulae given in Proposition 5.3. Radial and axi-symmetric deformations are considered with a number  $L = 10$  of deformation modes. The position and the shape of the swimmer at several instants  $t$  are depicted in Figure 5. The corresponding minimal time is  $T^* \simeq 4.483$ .



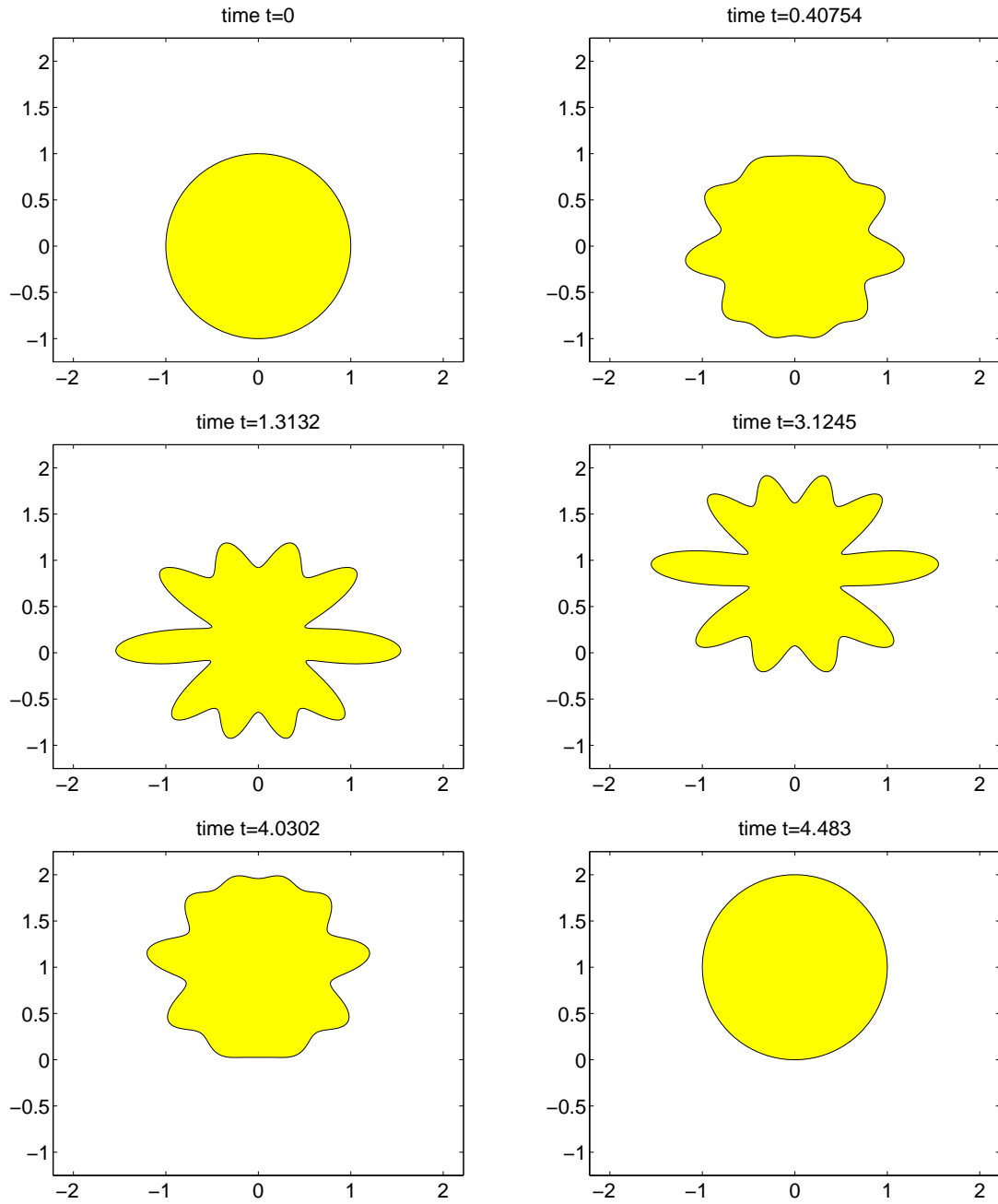


Figure 5: Simplified control problem without state constraints. Time optimal control for radial and axi-symmetric deformations of the unit sphere with  $L = 10$  modes of deformations.

## References

- [1] A. A. AGRACHEV AND Y. L. SACHKOV, *Control theory from the geometric viewpoint*, vol. 87 of Encyclopaedia of Mathematical Sciences, Springer-Verlag, Berlin, 2004. Control Theory and Optimization, II.

- [2] F. ALOUGES, A. DESIMONE, AND L. HELTAI, *Numerical strategies for stroke optimization of axisymmetric microswimmers*, Math. Models Methods Appl. Sci., 21 (2011), pp. 361–387.
- [3] F. ALOUGES, A. DESIMONE, AND A. LEFEBVRE, *Optimal strokes for low Reynolds number swimmers: an example*, J. Nonlinear Sci., 18 (2008), pp. 277–302.
- [4] J. BELLO, E. FERNANDEZ-CARA, J. LEMOINE, AND J. SIMON, *The differentiability of the drag with respect to the variations of a Lipschitz domain in a Navier-Stokes flow*, S.I.A.M. J. Control Optimiz., 35 (1997), pp. 626–640.
- [5] L. CESARI, *Optimization—theory and applications*, vol. 17 of Applications of Mathematics (New York), Springer-Verlag, New York, 1983. Problems with ordinary differential equations.
- [6] S. CHILDRESS, *Mechanics of swimming and flying*, vol. 2 of Cambridge Studies in Mathematical Biology, Cambridge University Press, Cambridge, 1981.
- [7] G. DAL MASO, A. DESIMONE, AND M. MORANDOTTI, *An existence and uniqueness result for the motion of self-propelled microswimmers*, SIAM J. Math. Anal., 43 (2011), p. 13451368.
- [8] G. P. GALDI, *An introduction to the mathematical theory of the Navier-Stokes equations. Vol. I*, vol. 38 of Springer Tracts in Natural Philosophy, Springer-Verlag, New York, 1994. Linearized steady problems.
- [9] R. F. HARTL, S. P. SETHI, AND R. G. VICKSON, *A survey of the maximum principles for optimal control problems with state constraints*, SIAM Rev., 37 (1995), pp. 181–218.
- [10] R. A. HORN AND C. R. JOHNSON, *Matrix analysis*, Cambridge University Press, Cambridge, 1985.
- [11] V. JURDJEVIC, *Geometric control theory*, vol. 52 of Cambridge Studies in Advanced Mathematics, Cambridge University Press, Cambridge, 1997.
- [12] J. LIGHTHILL, *Mathematical biofluidynamics*, Society for Industrial and Applied Mathematics, Philadelphia, Pa., 1975. Based on the lecture course delivered to the Mathematical Biofluidynamics Research Conference of the National Science Foundation held from July 16–20, 1973, at Rensselaer Polytechnic Institute, Troy, New York, Regional Conference Series in Applied Mathematics, No. 17.
- [13] M. J. LIGHTHILL, *On the squirming motion of nearly spherical deformable bodies through liquids at very small Reynolds numbers*, Comm. Pure Appl. Math., 5 (1952), pp. 109–118.
- [14] S. MICHELIN AND E. LAUGA, *Efficiency optimization and symmetry-breaking in a model of ciliary locomotion*, Physics of fluids, 22 (2010), p. 111901.
- [15] E. M. PURCELL, *Life at low Reynolds number*, American Journal of Physics, 45 (1977), pp. 3–11.
- [16] J. SAN MARTÍN, T. TAKAHASHI, AND M. TUCSNAK, *A control theoretic approach to the swimming of microscopic organisms*, Quart. Appl. Math., 65 (2007), pp. 405–424.
- [17] A. SHAPERRE AND F. WILCZEK, *Efficiencies of self-propulsion at low Reynolds number*, J. Fluid. Mech., 198 (1989), pp. 587–599.
- [18] G. TAYLOR, *Analysis of the swimming of microscopic organisms*, Proc. Roy. Soc. London. Ser. A., 209 (1951), pp. 447–461.

- [19] E. TRÉLAT, *Contrôle optimal*, Mathématiques Concrètes. [Concrete Mathematics], Vuibert, Paris, 2005. Théorie & applications. [Theory and applications].