

Bayesian Modeling of Cerebral Information Processing

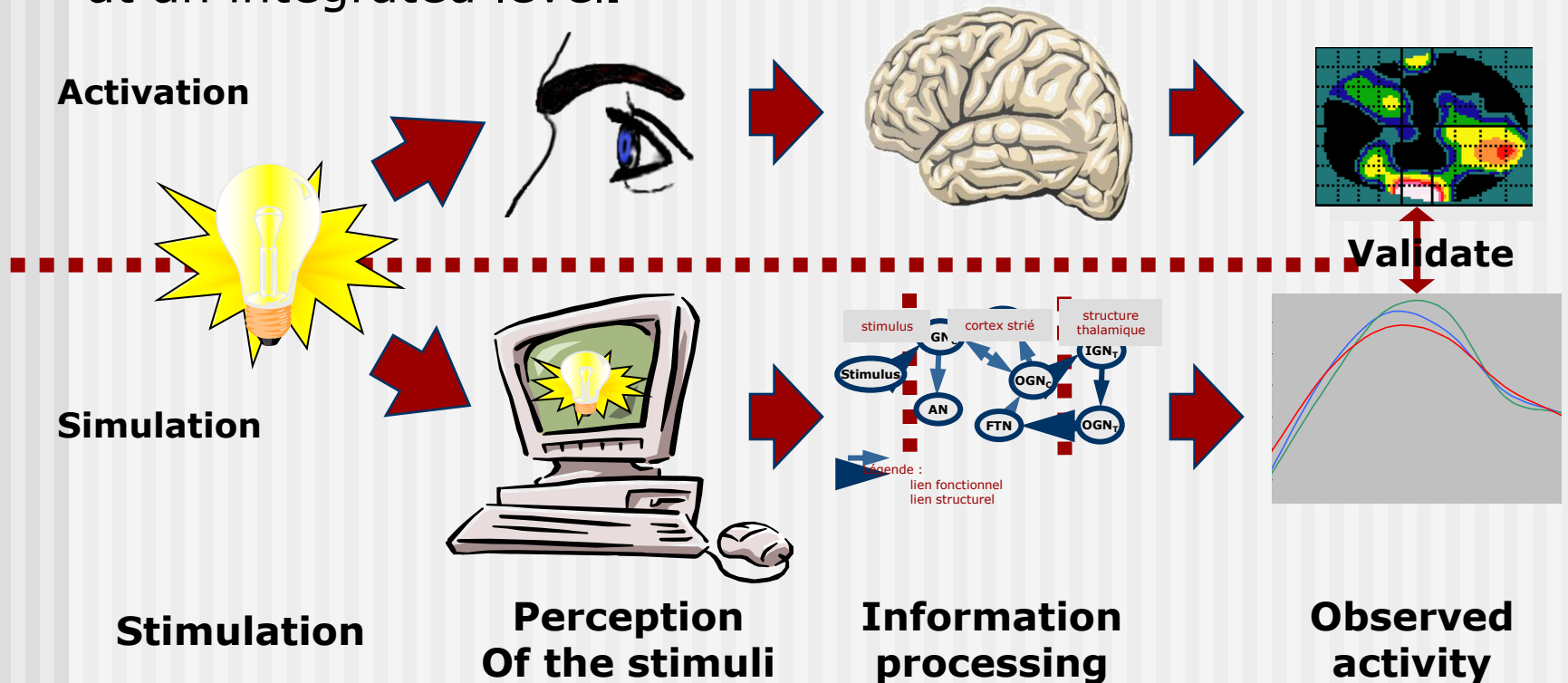
Vincent Labatut & Josette Pastor

—

Inserm
● Unité 455

MITIC presentation

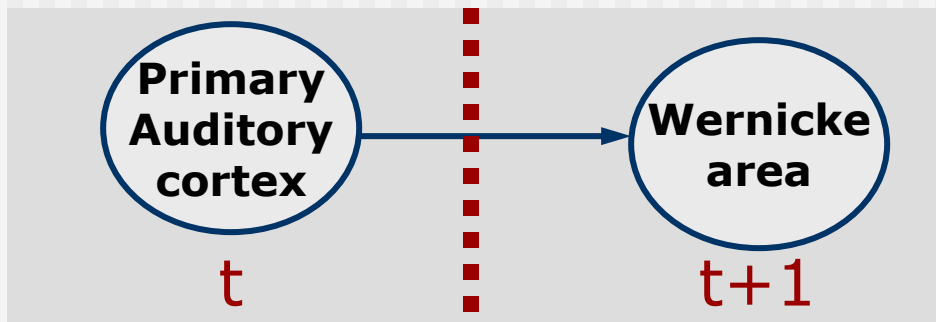
- **Objective** of the **M.I.T.I.C.** project (Integrated Modeling of Cerebral Information Processing): to determine the links between the brain's **physical structure** and its **functioning**, at an integrated level.



MITIC specifications

A CAUSAL MODEL

- **Biological** justification (the transmission of the **cerebral signal is causal**).

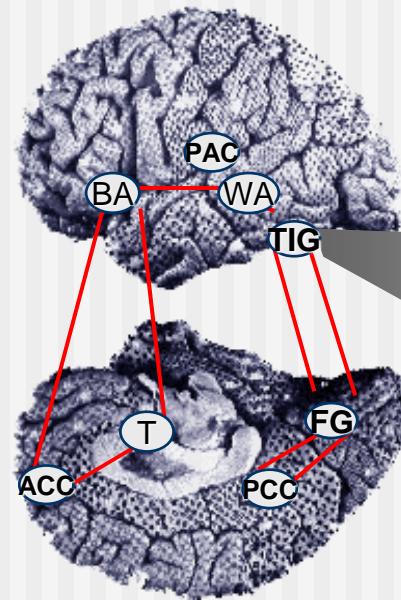


- Spatial and temporal **adjacency**.
 - Statistical **regularity**.
 - Temporal **consistency**.
- **Experimental/medical** justification (the **hypotheses** are expressed in terms of causes and effects).

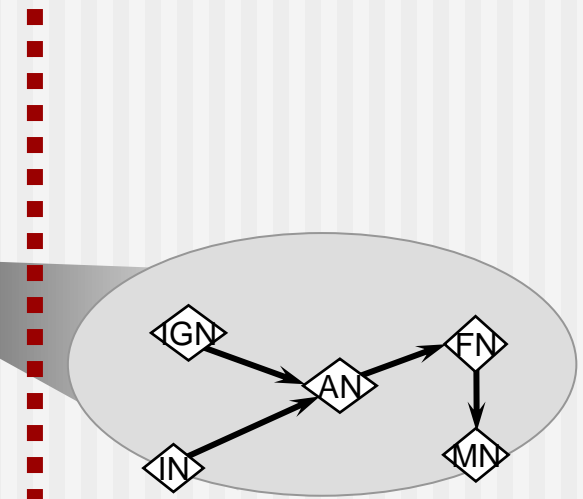
MITIC specifications

A FUNCTIONAL AND STRUCTURAL MODEL

We need **both** representation levels in order to link the brain's **structure** and its **functioning**.



structural level



Functional level

Large-scale network of cerebral regions implements high-level cognitive functions.

Constraints on the formalism

- The brain is a **dynamic system**.



- Cerebral relationships may
- **Habituation** mechanisms.
- **Long term** learning. imaging data.
- The brain can react differently (**uncertainty**) to the same stimuli.



Causality

Temporality

Conditioning

Non-linearity

Learning

Categorization

Uncertainty and/or imprecision

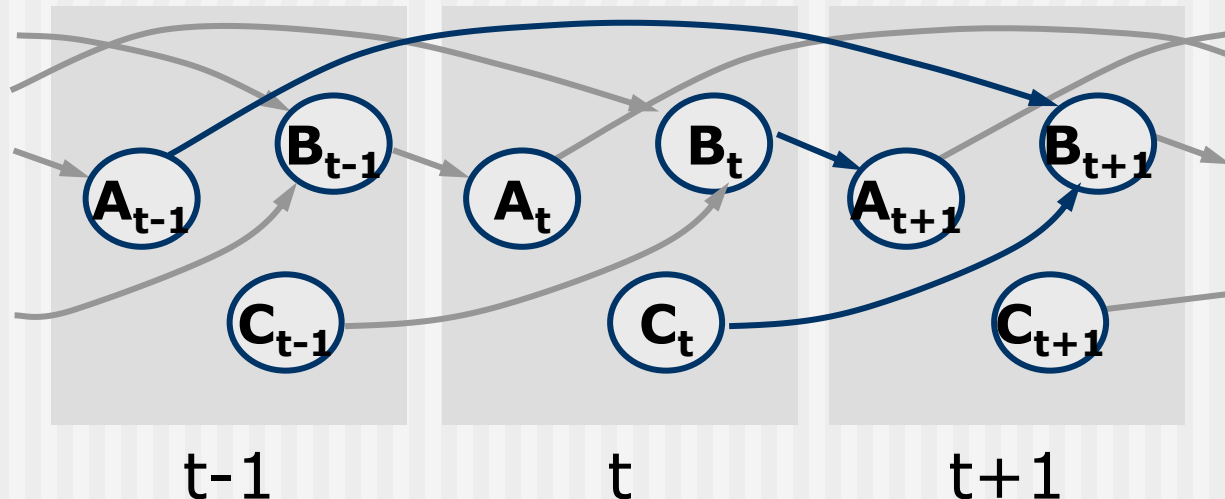
Causal functional networks [Pearl, 99]

- a set of random variables (nodes).
- a set of deterministic functions (edges).

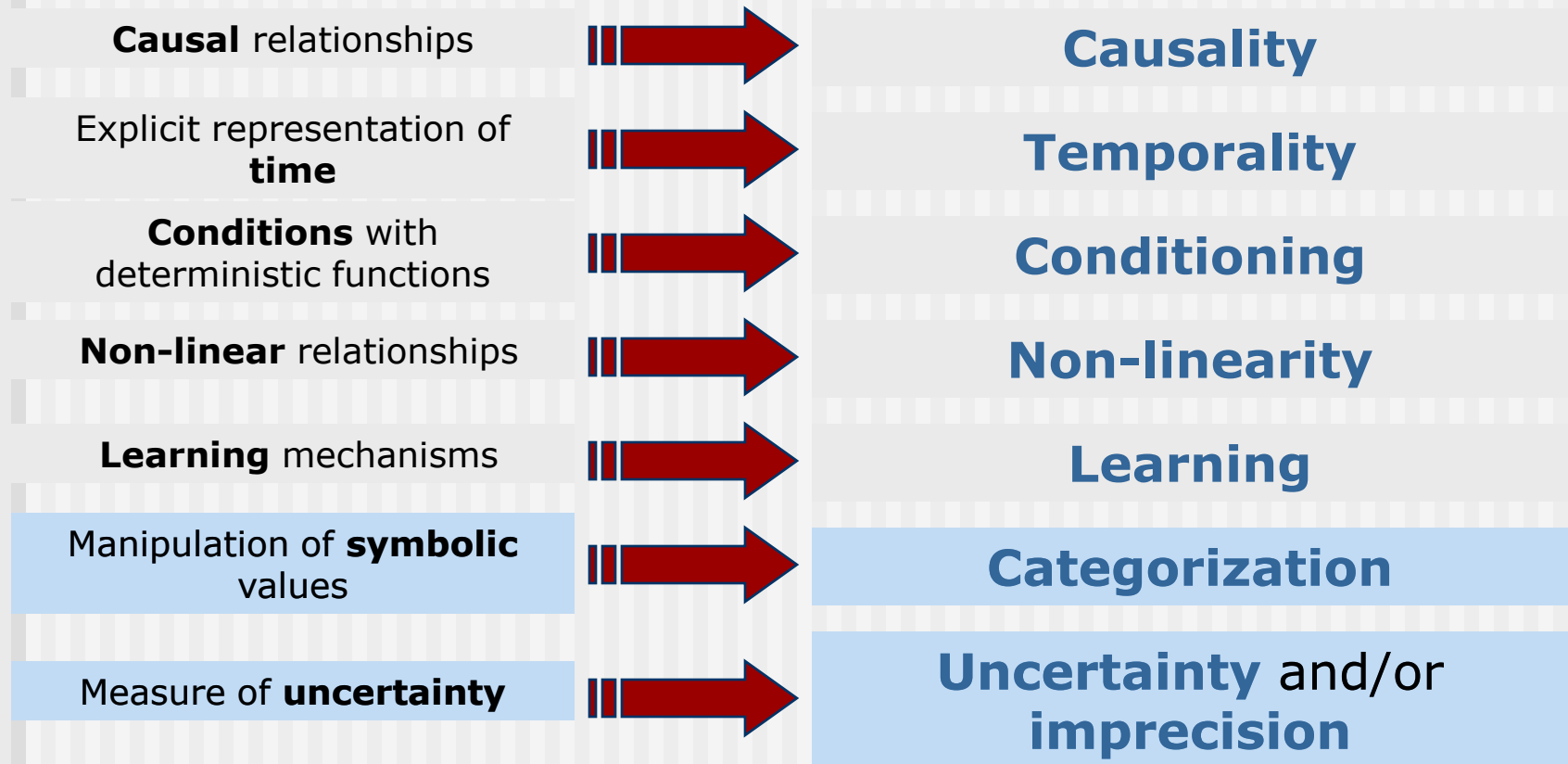
If \mathbf{A} and \mathbf{C} are \mathbf{B} 's causes, then:

$$\mathbf{B} := f_{\mathbf{B}}(\mathbf{A}, \mathbf{C}, \mathbf{u}_{\mathbf{B}})$$

Where $\mathbf{u}_{\mathbf{B}}$ is a random variable standing for the error, and $f_{\mathbf{B}}$ can be a non-linear function.



Causal functional networks [Pearl, 99]

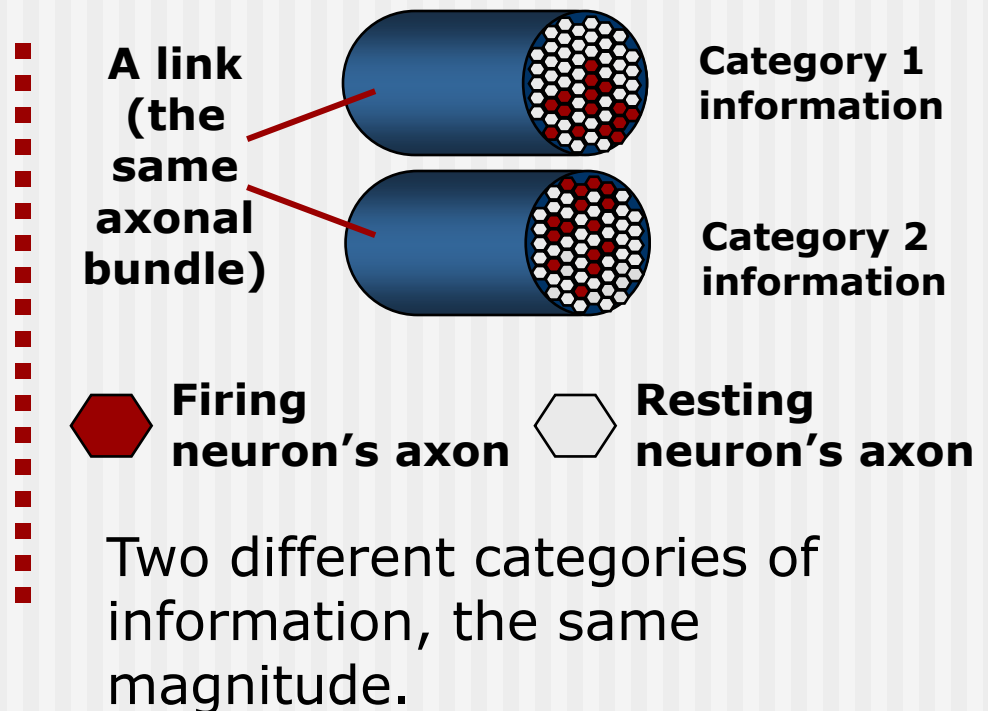


Information representation

In order to agree with the **categorization** constraint, the propagated and computed information is a couple (**Magnitude, Category**).

- **category**: identity of the concerned **neuronal population** (**what ?**).

- **magnitude**: intensity of the response (**How much ?**).



Measure of the imprecision

Two applicable solutions:

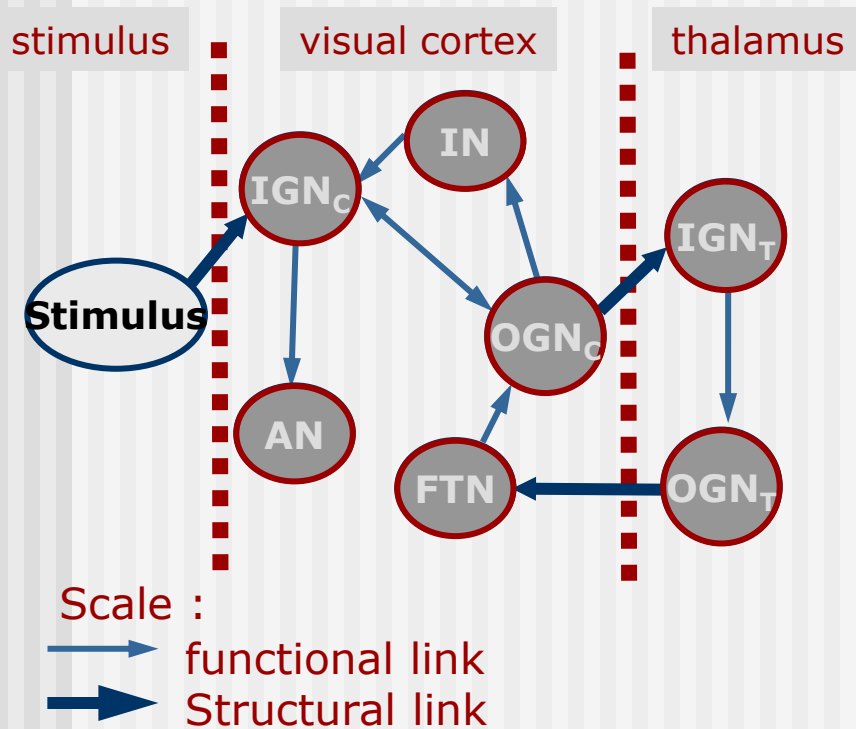
- to use a mean value and a dispersion measure to represent magnitude: $\mathbf{X}_M = (m_x, \sigma_x)$.
- or to use the possibilistic theory instead of the probabilistic one.

Advantages of the probabilities:

- more mathematical tools.
- statistical processing of neuroimaging data.

An example of application

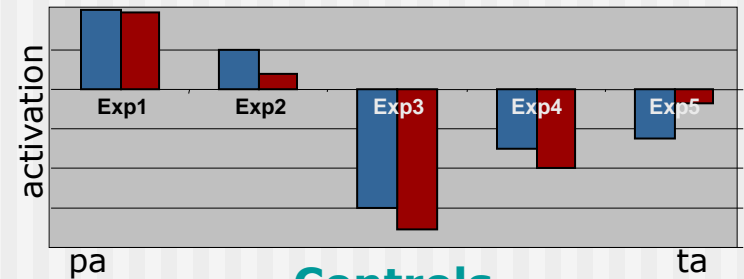
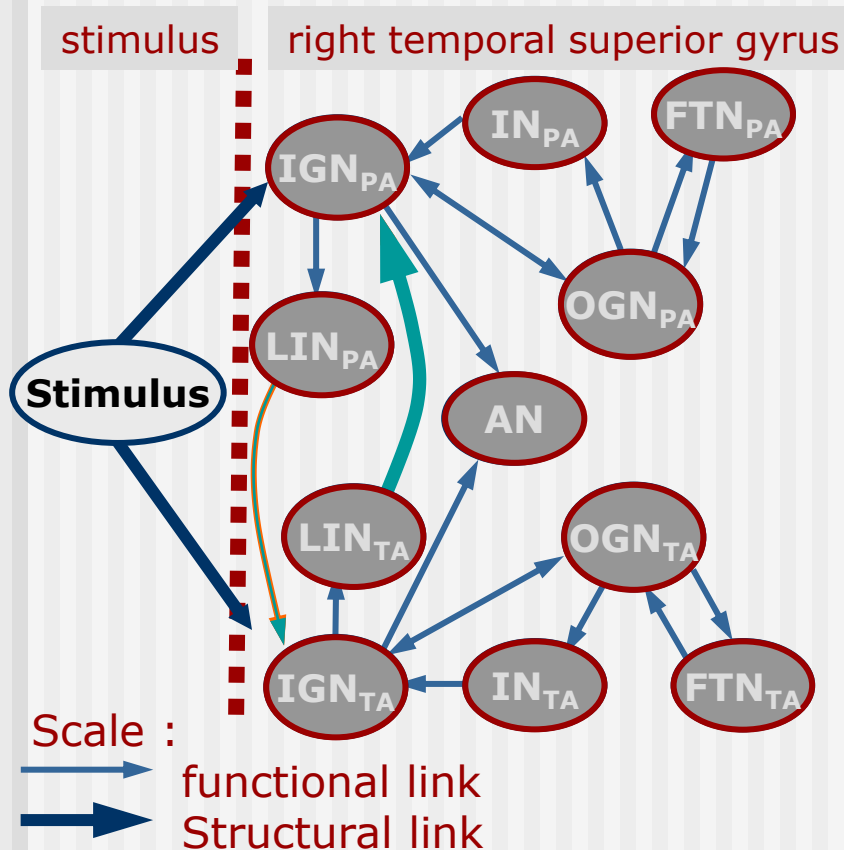
The formalism has been used to approach results obtained experimentally (PET) by Fox & Raichle [1984].



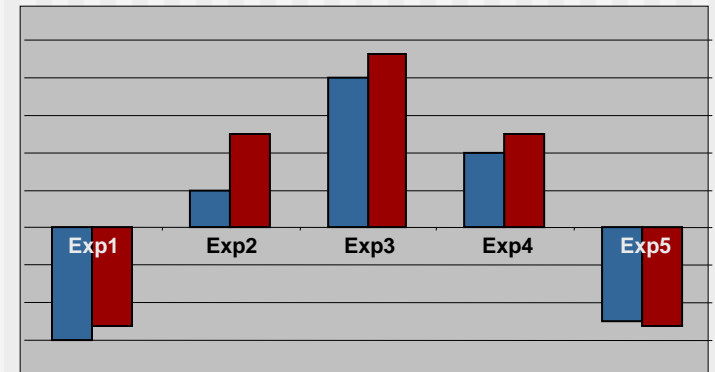
Scale :
 ■ Fox & Raichle
 ■ MITIC

An example of application

Another model, based on Ruff's experiment (fMRI) [Ruff, 2000].



Controls



Dyslexic subjects

Scale :

■ Ruff

■ MITIC

Discussion & perspectives

- **Applicability** of our formalism.
- **Possible interventions** in the model (previous example).
- **Processing of the conditions**: two possible choices : to process all the cases (NP-hard) or only the most probable ones (loss of information).
- Using normal random variables: difficulties to combine **non-linearly** this type of variables (the normality property is lost).