



**HAL**  
open science

## A quadratic algorithm for road coloring

Marie-Pierre Béal, Dominique Perrin

► **To cite this version:**

Marie-Pierre Béal, Dominique Perrin. A quadratic algorithm for road coloring. *Discrete Applied Mathematics*, 2014, 169 (-), pp.15-29. <10.1016/j.dam.2013.12.002>. <hal-00627821v2>

**HAL Id: hal-00627821**

**<https://hal.science/hal-00627821v2>**

Submitted on 30 May 2013

HAL is a multi-disciplinary open access archive for the deposit and dissemination of scientific research documents, whether they are published or not. The documents may come from teaching and research institutions in France or abroad, or from public or private research centers.

L'archive ouverte pluridisciplinaire HAL, est destinée au dépôt et à la diffusion de documents scientifiques de niveau recherche, publiés ou non, émanant des établissements d'enseignement et de recherche français ou étrangers, des laboratoires publics ou privés.



HAL Authorization

# A quadratic algorithm for road coloring

Marie-Pierre Béal and Dominique Perrin <sup>\*†</sup>

May 30, 2013

## Abstract

The Road Coloring Theorem states that every aperiodic directed graph with constant out-degree has a synchronized coloring. This theorem had been conjectured during many years as the Road Coloring Problem before being settled by A. Trahtman. Trahtman's proof leads to an algorithm that finds a synchronized labeling with a cubic worst-case time complexity. We show a variant of his construction with a worst-case complexity which is quadratic in time and linear in space. We also extend the Road Coloring Theorem to the periodic case.

## 1 Introduction

Imagine a map with roads which are colored in such a way that a fixed sequence of colors, called a homing sequence, leads the traveler to a fixed place whatever the starting point is. Such a coloring of the roads is called synchronized and finding a synchronized coloring is called the Road Coloring Problem. In terms of graphs, it consists in finding a synchronized labeling in a directed graph.

The Road Coloring Theorem states that every aperiodic directed graph with constant out-degree has a synchronized coloring (a graph is aperiodic if it is strongly connected and the gcd of the length of the cycles is equal to 1). It has been conjectured under the name of the Road Coloring Problem by Adler, Goodwin, and Weiss [2], and solved for many particular types of automata (see for instance [2], [23], [9], [19], [16], [25]). Trahtman settled the conjecture in [29]. In this paper, by Road Coloring Problem we understand the algorithmic problem of finding a synchronized coloring on a given graph (and not the existence of a polynomial algorithm which is solved by the Road Coloring Theorem).

---

<sup>\*</sup>Université Paris-Est, Laboratoire d'informatique Gaspard-Monge CNRS UMR 8049, 5 boulevard Descartes, 77454 Marne-la-Vallée, France, {beal,perrin}@univ-mlv.fr

<sup>†</sup>This work is supported by French National Agency (ANR) through "Programme d'Investissements d'Avenir" (Project ACRONYME n° ANR-10-LABX-58).

Solving the Road Coloring problem in each particular case is not only a puzzle but has many applications in various areas like coding or design of computational systems. These systems are often modeled by finite-state automata (*i.e.* graphs with labels). Due to some noise, the system may take a wrong transition. This noise may for instance result from the physical properties of sensors, from unreliability of computational hardware, or from insufficient speed of the computer with respect to the arrival rate of input symbols. It turns out that the asymptotic behavior of synchronized automata is better than the behavior of unsynchronized ones (see [12]). Synchronized automata are thus less sensitive to the effect of noise.

In the domain of coding, automata with outputs (*i.e.* transducers) can be used either as encoders or as decoders. When they are synchronized, the behavior of the coder (or of the decoder) is improved in the presence of noise or errors (see [4], [18]). For instance, the well-known Huffman compression scheme leads to a synchronized decoder provided the lengths of the code-words of the Huffman code are relatively prime. It is also a consequence of the Road Coloring Theorem that coding schemes for constrained channels can have sliding block decoders and synchronized encoders (see [1] and [21]).

Trahtman's proof is constructive and leads to an algorithm that finds a synchronized labeling with a cubic worst-case time complexity [29, 31]. The algorithm consists in a sequence of flips of edges going out of some state so that the resulting automaton is synchronized. One first searches a sequence of flips leading to an automaton which has a so-called stable pair of states (*i.e.* with good synchronizing properties). One then computes the quotient of the automaton by the congruence generated by the stable pairs. The process is then iterated on this smaller automaton. Trahtman's method for finding the sequence of flips leading to a stable pair has a worst-case quadratic time complexity, which makes his algorithm cubic.

In this paper, we design a worst-case linear time algorithm for finding a sequence of flips until the automaton has a stable pair. This makes the algorithm for computing a synchronized coloring quadratic in time and linear in space. The sequence of flips is obtained by fixing a color, say red, and by considering the red cycles formed with red edges, taking into account the positions of the roots of red trees attached to each cycle. The prize to pay for decreasing the time complexity is some more complication in the choice of the flips. We also extend the Road Coloring Theorem to periodic graphs by showing that Trahtman's algorithm provides a minimal-rank coloring. Another proof of this result using semigroup tools, obtained independently, is given in [7]. For related results, see also [30] and [17].

The complexity of synchronization problems on automata has been already studied (see [20] for a survey). It is well-known that there is an  $O(n^2)$  algorithm to test whether an  $n$ -state automaton on a fixed-size alphabet is synchronized. The complexity of computing a specific synchronizing word is  $O(n^3)$  (see [14]). However, the complexity of finding a synchronizing word

of a given length is NP-complete [14] (see also [24], [27]). The complexity of problems on automata has also been studied for random automata (see [8]). Several results prove that, under appropriate hypotheses, a random irreducible automaton is synchronized [15], [28], and [22]. The average time complexity of these problems does not seem to be known. In particular, we do not know the average time complexity of the Road Coloring Problem.

The article is organized as follows. In Section 2, we give some definitions to formulate the problem in terms of finite automata instead of graphs. In Section 3 we describe Trahtman's algorithm and our variant is detailed in Section 4. We give both an informal description of the algorithm with pictures illustrating the constructions, and a pseudocode. The time and space complexity of the algorithm are analyzed in Section 5. The periodic case is treated in Section 6. A preliminary version of this paper was posted in [3].

## 2 The Road Coloring Theorem

In order to formulate the *Road Coloring Problem* we introduce the notation concerning automata.

Let  $A$  be a finite alphabet and let  $Q$  be a finite set. We denote by  $A^*$  the set of words over  $A$ .

A (finite) *automaton*  $\mathcal{A} = (Q, E)$  over the alphabet  $A$  with  $Q$  as set of states is given by a set  $E$  of edges which are triples  $(p, a, q)$  where  $p, q$  are states and  $a$  is a symbol from  $A$  called the label of the edge. Note that no initial or final states are specified. Let  $F$  be the multiset formed of the pairs  $(p, q)$  obtained from the set  $E$  by the map  $(p, a, q) \mapsto (p, q)$ . The multigraph having  $Q$  as set of vertices and  $F$  as set of edges is called the *underlying graph* of  $\mathcal{A}$ .

A *path* in the automaton is a sequence of consecutive edges. The label of the path  $((p_i, a_i, p_{i+1})_{0 \leq i \leq n})$  is the word  $a_0 \cdots a_n$ . The state  $p_0$  is its origin and  $p_{n+1}$  is its end. The *length* of the path is  $n + 1$ . The path is a *cycle* if  $p_0 = p_{n+1}$ .

An automaton is *deterministic* if, for each state  $p$  and each letter  $a$ , there is at most one edge starting at  $p$  and labeled with  $a$ . It is *complete deterministic* if, for each state  $p$  and each letter  $a$ , there is exactly one edge starting at  $p$  and labeled with  $a$ . This implies that for each state  $p$  and each word  $w$  there is exactly one path starting at  $p$  and labeled with  $w$ . The end of this unique path is denoted by  $p \cdot w$ .

An automaton is *irreducible* if its underlying graph is strongly connected. The *period* of an automaton is the gcd of length of its cycles. An automaton is *aperiodic* if it is irreducible and of period 1<sup>1</sup>.

---

<sup>1</sup>Note that this notion, which is usual for graphs, is not the notion of aperiodic automata used elsewhere and which refers to the period of words labeling the cycles (see *e.g.* [13]).

A *synchronizing word* of a complete deterministic automaton  $\mathcal{A} = (Q, E)$  is a word  $w \in A^*$  such that for every pair of states  $p, q \in Q$ , one has  $p \cdot w = q \cdot w$ . A synchronizing word is also called a *reset sequence* [14], or a *magic sequence* [5, 6], or also a *homing word* [26]. An automaton which has a synchronizing word is called *synchronized* (see an example on the right part of Fig. 1).

Two automata which have isomorphic underlying graphs are called *equivalent*. Hence two equivalent automata differ only by the labeling of their edges. In the sequel, we shall consider only complete deterministic automata.

**Proposition 1.** *A synchronized complete deterministic automaton is aperiodic.*

*Proof.* We assume that the automaton has at least one edge. Let  $(p, a, q)$  be an edge of the automaton. Let  $w$  be a synchronizing word focusing to a state  $r$ . Since the graph is strongly connected, there is a word  $v$  such that from  $r \cdot v = p$ . Thus  $p \cdot awvp = p \cdot wvp$ . The lengths of the cycles from  $p$  to  $p$  labeled  $awv$  and  $wv$  differ by 1. This implies that the period of automaton is 1.  $\square$

The *Road Coloring Theorem* can be stated as follows.

**Theorem 2** (A. Trahtman [29]). *Any aperiodic complete deterministic automaton is equivalent to a synchronized one.*

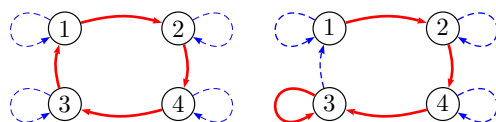


Figure 1: Two complete aperiodic deterministic automata over the alphabet  $A = \{a, b\}$ . A thick red plain edge is an edge labeled by  $a$  while a thin blue dashed edge is an edge labeled by  $b$ . The automaton on the left is not synchronized. The one on the right is synchronized. For instance, the word  $aaa$  is a synchronizing word. The two automata are equivalent since their underlying graph are isomorphic.

A trivial case for solving the Road Coloring Theorem is the case where the automaton has a loop edge around some state  $r$  [23]. Indeed, since the graph of the automaton is strongly connected, there is a spanning tree rooted at  $r$  (with the edges of the tree oriented towards the root). Let us label the edges of this tree and the loop by the letter  $a$ . This coloring is synchronized by the word  $a^{n-1}$ , where  $n$  is the number of states.

### 3 An algorithm for finding a synchronized coloring

Trahtman's proof of Theorem 2 is constructive and gives an algorithm for finding a labeling (also called a coloring) which makes the automaton synchronized provided it is aperiodic.

In the sequel  $\mathcal{A}$  denotes an  $n$ -state complete deterministic automaton over an alphabet  $A$ . We fix a particular letter  $a \in A$ . Edges labeled by  $a$  are also called *red edges* or  *$a$ -edges*. The other ones are called *blue* or  *$b$ -edges*.

A pair  $(p, q)$  of states in an automaton is *synchronizable* if there is a word  $w$  with  $p \cdot w = q \cdot w$ . It is well-known that an automaton is synchronized if all its pairs of states are synchronizable (see for instance Proposition 3.6.5 in [4]).

A pair  $(p, q)$  of states in an automaton is *stable* if and only if, for any word  $u$ , the pair  $(p \cdot u, q \cdot u)$  is synchronizable. This notion was introduced in [10]. In a synchronized automaton, any pair of states is stable. Note that if  $(p, q)$  is a stable pair, then for any word  $u$ ,  $(p \cdot u, q \cdot u)$  is also a stable pair, hence the terminology. Note also that if  $(p, q)$  and  $(q, r)$  are stable pairs then  $(p, r)$  is also a stable pair. It follows that the relation defined on the set of states by  $p \equiv q$  if  $(p, q)$  is a stable pair is an equivalence relation. As observed in [19, Lemma 2], this relation is a congruence (*i.e.*  $p \cdot u \equiv q \cdot u$  whenever  $p \equiv q$ ) called *the stable pair congruence*. More generally, a congruence is *stable* if any pair of states in the same class is stable. The congruence *generated* by a stable pair  $(p, q)$  is the least congruence such that  $p$  and  $q$  belong to the same class. It is a stable congruence. Given a congruence on the states of an automaton, we denote by  $\bar{p}$  the class of a state  $p$ .

If  $\mathcal{A} = (Q, E)$  is an automaton, the *quotient* of  $\mathcal{A}$  by a stable pair congruence is the automaton  $\mathcal{B}$  whose states are the classes of  $Q$  under the congruence. The edges of  $\mathcal{B}$  are the triples  $(\bar{p}, c, \bar{q})$  where  $(p, c, q)$  is an edge of  $\mathcal{A}$ . The automaton  $\mathcal{B}$  is complete deterministic when  $\mathcal{A}$  is complete deterministic. The automaton  $\mathcal{B}$  is irreducible (resp. aperiodic) when  $\mathcal{A}$  is irreducible (resp. aperiodic).

The following Lemma was obtained by Culik *et al.* [11]. We reproduce the proof since it helps understanding Trahtman's algorithm (see the procedure FINDSYNCHRONIZEDCOLORING below).

**Lemma 3** (Culik *et al.* [11]). *If the quotient of an automaton  $\mathcal{A}$  by a stable pair congruence is equivalent to a synchronized automaton, then there is a synchronized automaton equivalent to  $\mathcal{A}$ .*

*Proof.* Let  $\mathcal{B}$  be the quotient of  $\mathcal{A}$  by a stable congruence and let  $\mathcal{B}'$  be a synchronized automaton equivalent to  $\mathcal{B}$ . We define an automaton  $\mathcal{A}'$  equivalent to  $\mathcal{A}$  as follows. The number of edges of  $\mathcal{A}$  going out of  $p$  and ending in states belonging to a same class  $\bar{q}$  is equal to the number of edges of  $\mathcal{B}$  (and thus  $\mathcal{B}'$ ) going out of  $\bar{p}$  and ending in  $\bar{q}$ . We define  $\mathcal{A}'$  by labeling

these edges according to the labeling of corresponding edges in  $\mathcal{B}'$ . The automaton  $\mathcal{B}'$  is a quotient of  $\mathcal{A}'$ .

Let us show that  $\mathcal{A}'$  is synchronized. Let  $w$  be a synchronizing word of  $\mathcal{B}'$  and  $r$  the state ending any path labeled by  $w$  in  $\mathcal{B}'$ . Let  $p, q$  be two states of  $\mathcal{A}'$ . Then  $p \cdot w$  and  $q \cdot w$  belong to the same congruence class. Hence  $(p \cdot w, q \cdot w)$  is a stable pair of  $\mathcal{A}'$ . Therefore  $(p, q)$  is a synchronizable pair of  $\mathcal{A}'$ . Since all pairs of  $\mathcal{A}'$  are synchronizable,  $\mathcal{A}'$  is synchronized.  $\square$

Trahtman's algorithm for finding a synchronized coloring of an aperiodic automaton  $\mathcal{A}$  consists in finding an equivalent automaton  $\mathcal{A}'$  of  $\mathcal{A}$  which has at least one stable pair  $(s, t)$ , then in recursively finding a synchronized coloring  $\mathcal{B}'$  for the quotient automaton  $\mathcal{B}$  by the congruence generated by  $(s, t)$ , and finally in lifting up this coloring to the initial automaton as follows. If there is an edge  $(p, c, q)$  in  $\mathcal{A}$  but no edge  $(\bar{p}, c, \bar{q})$  in  $\mathcal{B}'$ , then there is an edge  $(\bar{p}, d, \bar{q})$  in  $\mathcal{B}'$  with  $c \neq d$ . Then we flip the labels of the two edges labeled  $c$  and  $d$  going out of  $p$  in  $\mathcal{A}$ .

The algorithm for finding a synchronized coloring is described in the following pseudocode. The procedure `FINDSTABLEPAIR`, which finds an equivalent automaton which has a stable pair of states, is described in the next section. The procedure `MERGE` computes the quotient of an automaton by the stable congruence generated by a stable pair of states. The procedure `UPDATE` updates some data needed for the computation as described in Section 5.1.

`FINDSYNCHRONIZEDCOLORING(aperiodic automaton  $\mathcal{A}$ , quotient automaton  $\mathcal{B}$ )`

```

1  $\mathcal{B} \leftarrow \mathcal{A}$ 
2 while (size( $\mathcal{B}$ ) > 1)
3   do UPDATE( $\mathcal{B}$ )
4      $\mathcal{B}, (s, t) \leftarrow \text{FINDSTABLEPAIR}(\mathcal{B})$ 
5     lift the coloring up from  $\mathcal{B}$  to the automaton  $\mathcal{A}$ 
6      $\mathcal{B} \leftarrow \text{MERGE}(\mathcal{B}, (s, t))$ 
7 return  $\mathcal{A}$ 
```

The termination of the algorithm is guaranteed by the fact that the number of states of the quotient automaton of  $\mathcal{B}$  is strictly less than the number of states of  $\mathcal{B}$ . The computation of the quotient automaton (performed by the Procedure `MERGE`) is described in Section 7.

## 4 Finding a stable pair

In this section, we consider an aperiodic complete deterministic automaton  $\mathcal{A}$  over the alphabet  $A$ . We design a linear-time algorithm for finding an equivalent automaton which has a stable pair.

In order to describe the algorithm, we give some definitions and notation.

Let  $R$  be the subgraph of the graph of  $\mathcal{A}$  made of the red edges. The graph  $R$  is a disjoint union of connected components called *clusters*. Since each state has exactly one outgoing edge in  $R$ , each cluster contains a unique (red) cycle with trees attached to the cycle at their roots. If  $r$  is the root of such a tree, its *children* are the states  $p$  such that  $p$  is not on the a red cycle and  $(p, a, r)$  is an edge. If  $p, q$  belong to the same tree,  $p$  is an *ancestor* of  $q$  (or  $q$  is a *descendant* of  $p$ ) in the tree if there is a red path from  $q$  to  $p$ . Note that in these trees, the edges are oriented from the child to the parents and the paths from the descendant to the ancestors.

If  $q$  belongs to some red cycle of length greater than 1, its *predecessor* is the unique state  $p$  belonging to the same cycle such that  $(p, a, q)$  is an edge. In the case the length of the cycle is 1, we set that the predecessor is  $q$  itself.

For each state  $p$  belonging to some cluster, we define the *level* of  $p$  as the distance between  $p$  and the root of the tree containing  $p$ . If  $p$  belongs to the cycle of the cluster, its level is thus null. The *level of an automaton* is the maximal level of its states. A *maximal state* is a state of maximal level. A *maximal tree* is a tree containing at least one maximal state and rooted at a state of level 0. A *maximal root* is the root of a maximal tree and a *maximal child* of a maximal root  $r$  is a child of  $r$  having at least one maximal state as descendant.

The algorithm for finding a coloring which has a stable pair relies on the following key lemma due to Trahtman [29]. It uses the notion of minimal images in an automaton. An *image* in an automaton  $\mathcal{A} = (Q, E)$  is a set of states  $I = Q \cdot w$ , where  $w$  is a word and  $Q \cdot w = \{q \cdot w \mid q \in Q\}$ . A *minimal image* in an automaton is an image which does not properly contain another image. In an irreducible automaton two minimal images have the same cardinality which is called the *minimal rank* of  $\mathcal{A}$ . Also, if  $I$  is a minimal image and  $u$  is a word, then  $I \cdot u$  is again a minimal image and the map  $p \rightarrow p \cdot u$  is one-to-one from  $I$  onto  $I \cdot u$ .

Note that the hypotheses in the statement below depend on the choice of the letter  $a$  defining the red edges.

**Lemma 4** (Trahtman [29]). *Let  $\mathcal{A}$  be an irreducible complete deterministic automaton with a positive level. If all maximal states in  $\mathcal{A}$  belong to the same tree, then  $\mathcal{A}$  has a stable pair.*

*Proof.* Since  $\mathcal{A}$  is irreducible, there is a minimal image  $I$  containing a maximal state  $p$ . Let  $\ell > 0$  the level of  $p$  (*i.e.* the distance between  $p$  and the root  $r$  of the unique maximal tree). Let us assume that there is a state  $q \neq p$  in  $I$  of level  $\ell$ . Then the cardinal of  $I \cdot a^\ell$  is strictly less than the cardinal of  $I$ , which contradicts the minimality of  $I$ . Thus all states but  $p$  in  $I$  have level strictly less than  $\ell$ .

Let  $m$  be a common multiple of the lengths of all red cycles. Let  $C$  be the red cycle containing  $r$ . Let  $s_0$  be the predecessor of  $r$  in  $C$  and  $s_1$  the child of  $r$  containing  $p$  in its subtree. Since  $\ell > 0$ , we have  $s_0 \neq s_1$ . Let

$J = I \cdot a^{\ell-1}$  and  $K = J \cdot a^m$ . Since the level of all states of  $I$  but  $p$  is less than or equal to  $\ell - 1$ , the set  $J$  is equal to  $\{s_1\} \cup R$ , where  $R$  is a set of states belonging to the red cycles. Since for any state  $q$  in a red cycle,  $q \cdot a^m = q$ , we get  $K = \{s_0\} \cup R$ .

Let  $w$  be a word such that  $Q \cdot w$  is a minimal image. For any word  $v$ , the minimal images  $J \cdot vw$  and  $K \cdot vw$  have the same cardinal equal to the cardinal of  $I$ . We claim that the set  $(J \cup K) \cdot vw$  is a minimal image. Indeed,  $J \cdot vw \subseteq (J \cup K) \cdot vw \subseteq Q \cdot vw$ , hence all three are equal. But  $(J \cup K) \cdot vw = R \cdot vw \cup s_0 \cdot vw \cup s_1 \cdot vw$ . This forces  $s_0 \cdot vw = s_1 \cdot vw$  since the cardinality of  $R \cdot vw$  cannot be less than the cardinality of  $R$ . As a consequence  $(s_0 \cdot v, s_1 \cdot v)$  is synchronizable and thus  $(s_0, s_1)$  is a stable pair.  $\square$

In the sequel, we call Condition  $\mathcal{C}$  the assumption of Lemma 4: *all maximal states belong to the same tree*.

In the subsections below, we describe sequences of flips of edges that make the resulting equivalent automaton satisfy Condition  $\mathcal{C}$  and hence have a stable pair. We consider several cases corresponding to the geometry of the automaton.

#### 4.1 The case of null maximal level

In this section, we assume that the level of the automaton is  $\ell = 0$ . The subgraph  $R$  of red edges is a disjoint union of cycles.

A set of edges going out of a state  $p$  is called a *bunch* if these edges all end in a same state  $q$ . Note that if a state  $q$  has two incoming bunches from two states  $p, p'$ , then  $(p, p')$  is a stable pair.

If the set of outgoing edges of each state is a bunch, then there is only one red cycle, and the automaton is not aperiodic unless the trivial case where the length of this cycle is 1. We can thus assume that there is a state  $p$  whose set of outgoing edges is not a bunch. There exists  $b \neq a$  and  $q \neq r$  such that  $(p, a, q)$  and  $(p, b, r)$  are edges. We flip these two edges. This gives an automaton  $\mathcal{A}$  which satisfies Condition  $\mathcal{C}$ . Let  $s$  be the state which is the predecessor of  $r$  in its red cycle. It follows from the proof of Lemma 4 that the pair  $(p, s)$  is a stable pair.

This case is described in the pseudocode LEVELZEROFLEPEdges where GETPREDECESSOR( $r$ ) returns the predecessor of  $r$  on its red cycle. The function LEVELZEROFLEPEdges( $\mathcal{A}$ ) returns an automaton equivalent to  $\mathcal{A}$  together with a stable pair.

LEVELZEROFLIPEDGES (automaton  $\mathcal{A}$  of level  $\ell = 0$ )

```

1  for each state  $p$  on a red cycle  $C$ 
2      do if the set of outgoing edges of  $p$  is not a bunch
3          then let  $e = (p, a, q)$  and  $f = (p, b, r)$  be edges with  $b \neq a$  and  $q \neq r$ 
4              FLIP( $e, f$ )
5               $s \leftarrow$  GETPREDECESSOR( $r$ )
6              return  $\mathcal{A}, (p, s)$ 
7  return ERROR( $\mathcal{A}$  is not aperiodic)

```

The procedure FLIP( $e, f$ ) exchanges the labels of two edges  $e, f$ . It also performs the corresponding update of data as explained in Section 5.1.

## 4.2 The case of non-null maximal level

In this section, we assume that the level of the automaton is  $\ell > 0$ .

### 4.2.1 Main treatment

We describe a sequence of flips of edges such that the automaton obtained after this sequence of flips has a unique maximal tree. Note that the levels and other useful data will not be recomputed after each flip (which would increase the time complexity too much).

Let  $C$  be a red cycle containing a maximal tree  $T$  rooted at  $r$ . We denote by  $r_1 = r, r_2, \dots, r_k$  the maximal roots of  $C$  in the order given by the orientation of the red edges of the cycle. For  $k > 1$  and  $1 \leq i \leq k$  we denote by  $I(r_i)$  the set of states contained in the red simple path from the root  $r_j$  with  $j = (i - 1 \bmod k) + 1$  to  $r_i$  with  $r_j$  included and  $r_i$  excluded. For  $k = 1$  we define  $I(r)$  as the set of all states of  $C$ . Similarly, for  $k > 1$  and  $1 \leq i \leq k$  we denote by  $J(r_i)$  the set of states contained in the red simple path from the root  $r_j$  with  $j = (i - 1 \bmod k) + 1$  to  $r_i$  with  $r_j$  excluded and  $r_i$  included. For  $k = 1$  we define  $J(r)$  as the set of all states of  $C$ .

We denote by  $s_0$  the predecessor of  $r$  in  $C$ . If the length of  $C$  is 1,  $s_0 = r$ . We denote by  $S(r)$  the set of maximal children of  $r$  (*i.e.* which are ancestors of some maximal state). Let  $\rho$  be the cardinality of  $S(r)$ . For each  $s$  in  $S(r)$ , we choose a maximal state  $p$  in the subtree rooted at  $s$  (see Fig. 2). There may be several possible choices for the state  $p$  and we select one of them arbitrarily. We denote by  $P(r)$  the set of these maximal states. This set has cardinality  $\rho$ .

The key idea, in order to guarantee the global linear complexity, is to perform operations for each maximal root  $r$ , whose time complexity is linear in the number of nodes belonging to trees attached to the states contained in  $J(r)$ .

Since the automaton is irreducible, for each  $p \in P(r)$  there is at least one blue edge ending in  $p$ . Each blue edge  $(t, b, p)$  ending in a state  $p \in P(r)$

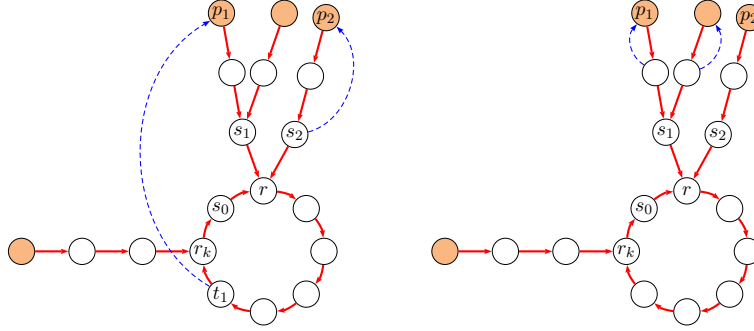


Figure 2: On the left part the figure, the dashed (blue) edge ending in  $p_1$  has type 1 while the one ending in  $p_2$  has type 3. On the right part, the set  $L_{s_1}$  of dashed (blue) edges cover all maximal states of the subtree rooted at the child  $s_1$ .

can be of one of the following type depending on the position of  $t$  in the graph:

- type 0:  $t$  is not in the same cluster as  $r$ , or  $t$  has a positive level and  $t$  is not an ancestor of  $p$  in  $T$ .
- type 1:  $t$  is in the same cluster as  $r$ , has a null level, and  $t$  is outside the interval  $I(r)$ .
- type 2:  $t$  is in the same cluster as  $r$ , has a null level, and  $t$  is contained in the interval  $I(r)$ . This includes the particular case where  $k = 1$  and  $t = r$ .
- type 3:  $t$  is an ancestor of  $p$  in  $T$  and  $t \neq r$ .

Note that it is possible that  $t = p$ . In this case the edge  $(t, b, p)$  has type 0 since  $t$  has a positive level.

A procedure  $\text{FINDEDGES}(r)$ , that will be described later in detail (see Section 4.2.2), first flips some edges and returns a value of one of the following forms.

- A pair  $(0, e)$ , where  $e$  is an edge of type 0.
- A triple  $(1, e, f)$ , where  $e, f$  are two edges of type 1 or 2 ending in distinct states of  $P(r)$ .
- A pair  $(2, e)$ , where  $e$  is an edge of type 1 or 2. Moreover, in this case, the procedure modifies the tree  $T$  in such a way that  $r$  has a unique maximal child.
- A pair  $(3, e)$ , where  $e$  is an edge of type 3 starting at a state which is an ancestor of all maximal nodes of  $T$ .

For each maximal root  $r$ , the procedure  $\text{FLIPEDGES}(\mathcal{A}, r)$  returns either an automaton equivalent to  $\mathcal{A}$  together with a stable pair, or an automaton equivalent to  $\mathcal{A}$  together with one edge  $(t_r, b_r, p_r)$ . Its execution depends on the value returned by  $\text{FINDEDGES}(r)$  according to the following four cases described below. After running  $\text{FLIPEDGES}(\mathcal{A}, r)$  on each maximal root, we obtain either an automaton satisfying Condition  $\mathcal{C}$  (*i.e.* which has a stable pair) or an automaton where each maximal root  $r$  has a unique maximal child and such that the potential flip of  $(t_r, b_r, p_r)$  with the red edge starting at  $t_r$  makes the root  $r$  not maximal anymore. In the first case, our goal is achieved. In the latter case, we flip the blue edge  $(t_r, b_r, p_r)$  and the red one starting at  $t_r$  for all maximal roots  $r$  *but one*. We get an equivalent automaton which has unique maximal tree and thus has a stable pair by Lemma 4. The combination of all these transformations is realized by the procedure  $\text{FINDSTABLEPAIR}$  given at the end of this section.

The possible values returned by the procedure  $\text{FLIPEDGES}(\mathcal{A}, r)$  are the following.

- Case 0. The value returned by  $\text{FINDEDGES}(r)$  is  $(0, e)$  with  $e = (t_1, b_1, p_1)$  of type 0. The procedure  $\text{FLIPEDGES}(\mathcal{A}, r)$  returns the automaton obtained by flipping the edge  $(t_1, b_1, p_1)$  and the red edge going out of  $t_1$ . This automaton is equivalent to  $\mathcal{A}$  and satisfies Condition  $\mathcal{C}$ . Indeed, one may easily check that, after the flip, all states of maximal level belong to the same tree as  $p_1$ .

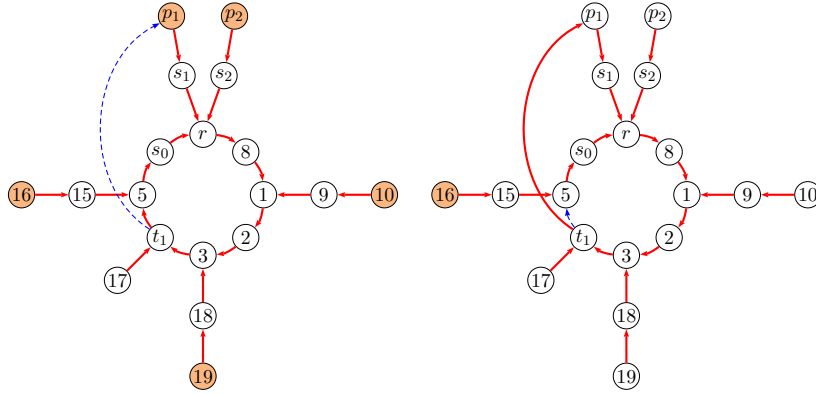


Figure 3: The picture on the left illustrates Case 1.1. The edge  $(t_1, b_1, p_1)$  is of type 1. After flipping the edge  $(t_1, b_1, p_1)$  and the red edge going out of  $t_1$ , we get the automaton on the right. It satisfies the Condition  $\mathcal{C}$ , *i.e.* it has a unique maximal tree (here rooted at  $r$ ). Maximal states are colored and the (dashed)  $b$ -edges of the automaton are not all represented.

- Case 1. The value returned by  $\text{FINDEDGES}(r)$  is  $(1, e_1, e_2)$ , with  $e_1 = (t_1, b_1, p_1)$ ,  $e_2 = (t_2, b_2, p_2)$  of type 1 or 2. Recall that  $p_1 \neq p_2$  and that

$b_1, b_2 \neq a$ .

- Case 1.1. If  $e_1$  (or  $e_2$ ) has type 1, the same conclusion as in Case 0 holds by flipping the edge  $(t_1, b_1, p_1)$  and the red edge going out of  $t_1$ , as is shown in Fig. 3.
- Case 1.2. In the case both edges  $e_1, e_2$  have type 2 and  $t_1 \neq t_2$ , without loss of generality, we may assume that  $t_1 < t_2$  in the interval  $I(r)$  (see Fig. 4). We flip the edge  $(t_1, b_1, p_1)$  and the red edge going out of  $t_1$ . We denote by  $T'$  the tree rooted at  $r$  after this flip.
  - \* Case 1.2.1. If the height of  $T'$  is greater than  $\ell$ , the automaton satisfies Condition  $\mathcal{C}$  (see the right part of Fig. 4).
  - \* Case 1.2.2. Otherwise the height of  $T'$  is at most  $\ell$  (see the left part of Fig. 5). In that case, we also flip the edge  $(t_2, b_2, p_2)$  and the red edge going out of  $t_2$ . The new equivalent automaton satisfies Condition  $\mathcal{C}$  (see the right part of Fig. 5). The computation of the size of  $T'$  is detailed in Section 5.

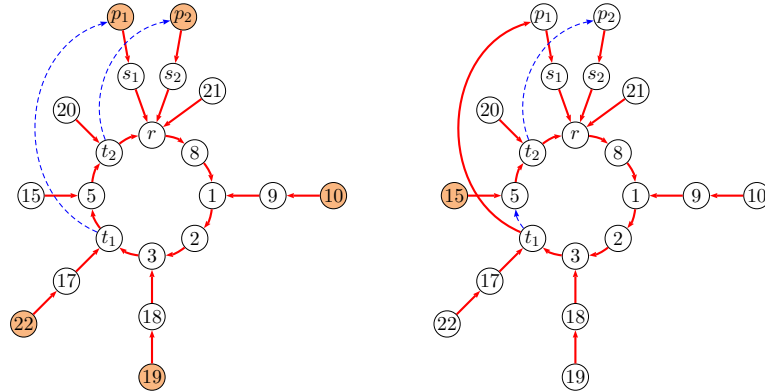


Figure 4: The picture on the left illustrates Case 1.2.1 of the main treatment. There are two edges  $(t_1, b_1, p_1)$ ,  $(t_2, b_2, p_2)$  of type 2. The height of the tree  $T'$  obtained after flipping the edge  $(t_1, b_1, p_1)$  and the red edge going out of  $t_1$ , is 3, which is greater than the maximal level. We get a unique maximal tree rooted at  $r$  in the same cluster. The picture on the right illustrates the result.

- Case 1.3. In this case both edges  $e_1, e_2$  have type 2 and  $t_1 = t_2$ . We denote by  $s_1$  (resp.  $s_2$ ) the child of  $r$  ancestor of  $p_1$  (resp.  $p_2$ ). We denote by  $T_0$  the tree rooted at  $r$  obtained by the potential flip of  $(t_1, b_1, p_1)$  and the red edge going out of  $t_1$ , keeping only  $r$  and the subtree rooted at the child  $s_0$ . The nodes of the tree  $T_0$  rooted at  $r$  are represented in salmon in the left part of Fig. 6. This step again needs a computation of the height of  $T_0$  explained

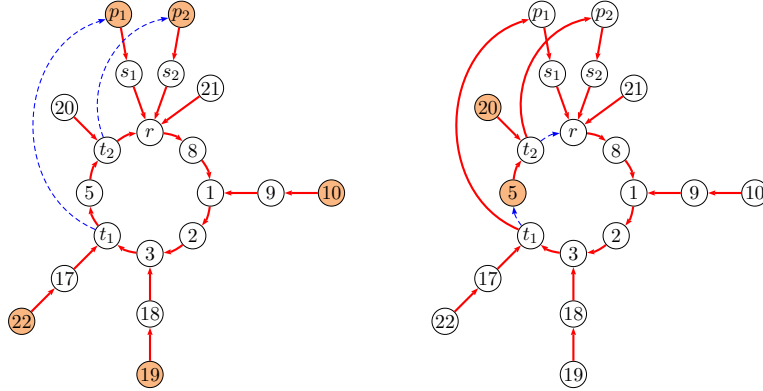


Figure 5: The picture on the left illustrates Case 1.2.2. The two edges  $(t_1, b_1, p_1)$ ,  $(t_2, b_2, p_2)$  are of type 2. The height of the tree  $T'$  obtained after flipping the edge  $(t_1, b_1, p_1)$  and the red edge going out of  $t_1$ , is equal to  $\ell = 2$ . In this case, we also flip the edge  $(t_2, b_2, p_2)$  and the red edge going out of  $t_2$ . We get a unique maximal tree rooted at  $r$  in the same cluster. The picture on the right gives the resulting cluster.

in the complexity issue. Case 1.3 occurs when  $\rho > 1$ ,  $k = 1$  and  $t_1 = r$ . In the particular case where the length of  $C$  is 1, the tree  $T_0$  is reduced to the node  $r$  (it corresponds to the Case 1.3.2 below).

- \* Case 1.3.1. If the height of  $T_0$  is greater than the height of  $T$ , we flip  $(t_1, b_1, p_1)$  and the red edge going out of  $t_1$ . The equivalent automaton satisfies Condition  $\mathcal{C}$ .
- \* Case 1.3.2. If the height of  $T_0$  is less than the height of  $T$ , we flip  $(t_1, b_1, p_1)$  and the red edge going out of  $t_1$ . We then call again the procedure  $\text{FLIPEDGES}(\mathcal{A}, r)$  with this new red cycle. This time the (new) tree  $T_0$  has the same height as  $T$ . Hence this call is done at most one time for a given maximal root  $r$ .
- \* Case 1.3.3. Finally, we consider the case where the heights of  $T$  and  $T_0$  are equal (see the left part of Fig. 6).
  - Case 1.3.3.1. If the set of outgoing edges of  $s_0$  is a bunch and there is a state  $s_i \in S(r)$  whose set of outgoing edges is also a bunch, we get a trivial stable pair  $(s_0, s_i)$ .
  - Case 1.3.3.2. If the set of outgoing edges of  $s_0$  is a bunch and, for any state  $s \in S(r)$ , the set of outgoing edges of  $s$  is not a bunch (as in the left part of Fig. 6), we flip  $(t_1, b_1, p_1)$  and the red edge going out of  $t_1$ . The (new) tree  $T_0$  (obtained by the potential flip of  $(t_2, b_2, p_2)$  and the red edge going out of  $t_1$ , keeping only  $r$  and the

subtree rooted at the child  $s_1$ ) has the same height as  $T$ . We then call again the procedure  $\text{FLIPEDGES}(\mathcal{A}, r)$  with this new red cycle. This time the height of the new tree  $T_0$  is still equal to the height of  $T$  and the set of outgoing edges of the predecessor of  $r$  on the cycle is not a bunch. This call is thus performed at most one time.

- Case 1.3.3.3. If the set of outgoing edges of  $s_0$  is not a bunch, let  $(s_0, b_0, q_0)$  be a  $b$ -edge going out of  $s_0$  with  $q_0 \neq r$ . If  $q_0$  does not belong to  $T$ , we get an equivalent automaton satisfying Condition  $\mathcal{C}$  by flipping  $(s_0, b_0, q_0)$  and the red edge going out of  $s_0$ . If  $q_0$  belongs to  $T$ , we flip  $(s_0, b_0, q_0)$  and the red edge going out of  $s_0$ . We also flip  $(t_1, b_1, p_1)$  and the red edge going out of  $t_1$  if  $q_0$  is not a descendant of  $s_1$ , or  $(t_1, b_2, p_2)$  and the red edge going out of  $t_1$ , in the opposite case. Note that  $s_0 \neq t_1$  since the height of  $T_0$  is equal to the non-null height of  $T$ . We get an equivalent automaton satisfying Condition  $\mathcal{C}$  (see the right part of Fig. 7).

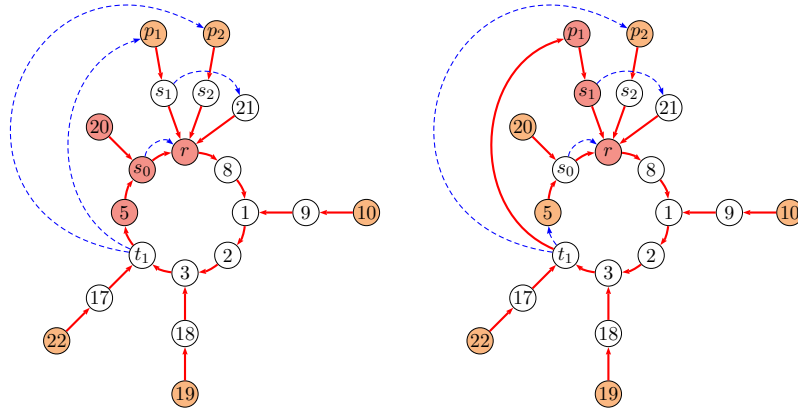


Figure 6: The picture on the left illustrates Case 1.3.3.2 of the main treatment. The two edges  $(t_1, b_1, p_1)$  and  $(t_1, b_2, p_2)$  are of type 2. Let  $T_0$  be the tree rooted at  $r$  obtained by the potential flip of  $(t_1, b_1, p_1)$  and the red edge going out of  $t_1$ , keeping only  $r$  and the subtree rooted at the child  $s_0$ . The nodes of the tree  $T_0$  rooted at  $r$  are represented in salmon in the left part of the figure. The state  $s_0$  is a bunch. After flipping the edge  $(t_1, b_1, p_1)$  and the red edge going out of  $t_1$ , we get the automaton pictured in the right part of the figure. The tree  $T'_0$  is now tree rooted at  $r$  obtained by the potential flip of  $(t_1, b_2, p_2)$  and the red edge going out of  $t_1$ , keeping only  $r$  and the subtree rooted at the child  $s_1$ . Its states are colored in salmon. The height of  $T'_0$  is 2.

- Case 2. We now come to the case where the value returned by  $\text{FIND-}$

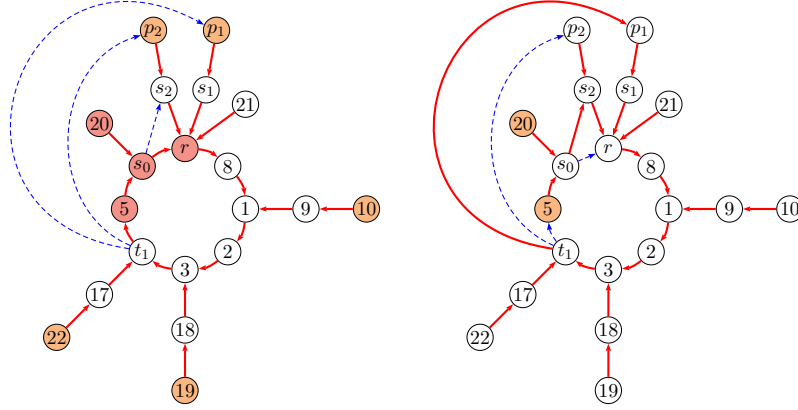


Figure 7: The picture on the left illustrates Case 1.3.3.3. The two edges  $(t_1, b_1, p_1)$  and  $(t_1, b_2, p_2)$  are of type 2. Let  $T_0$  be the tree rooted at  $r$  obtained by the potential flip of  $(t_1, b_1, p_1)$  and the red edge going out of  $t_1$ , keeping only  $r$  and the subtree rooted at the child  $s_0$ . The nodes of the tree  $T_0$  rooted at  $r$  are represented in salmon in the left part of the figure. The state  $s_0$  is not a bunch: it has a  $b$ -edge  $(s_0, b_0, q_0)$  with  $q_0 = s_2$ . After flipping the edge  $(t_1, b_1, p_1)$  and the red edge going out of  $t_1$ , and flipping  $(s_0, b_0, q_0)$  and the red edge going out of  $s_0$ , we get a unique maximal tree rooted at  $r$  in the same cluster (see the right part of the figure).

$\text{EDGES}(r)$  is a pair  $(2, e)$  with  $e = (t_1, b_1, p_1)$  of type 1 or 2, and  $T$  is modified in such a way that  $r$  has a unique maximal child, *i.e.*  $\rho = 1$ .

- Case 2.1. If  $(t_1, b_1, p_1)$  has type 1, we flip the edge  $(t_1, b_1, p_1)$  and the red edge going out of  $t_1$ . We get an equivalent automaton satisfying Condition  $\mathcal{C}$ .
- Case 2.2. If  $(t_1, b_1, p_1)$  has type 2, we denote by  $T_0$  the tree rooted at  $r$  obtained by the potential flip of  $(t_1, b_1, p_1)$  and the red edge going out of  $t_1$ , keeping only  $r$  and the subtree rooted at the child  $s_0$ . Case 2.2 occurs when  $\rho = 1$ ,  $k = 1$  and  $t_1 = r$ . In the particular case where the length of  $C$  is 1,  $T_0$  is reduced to the node  $r$  which corresponds to the Case 2.2.2 below.
  - \* Case 2.2.1. If the height of  $T_0$  is greater than the height of  $T$ , we do the flip and the equivalent automaton satisfies Condition  $\mathcal{C}$ .
  - \* Case 2.2.2. If the height of  $T_0$  is less than the height of  $T$ , we do not do the flip, and return the automaton together with the edge  $(t_1, b_1, p_1)$ . Note that a possible future flip of  $(t_1, b_1, p_1)$  and the red edge starting at  $t_1$  makes the root  $r$  not maximal anymore.
  - \* Case 2.2.3. We now come to the case where the height of  $T_0$  is equal to the height of  $T$ .



After running  $\text{FLIPEDGES}(\mathcal{A}, r)$  on all maximal roots, we get either an automaton with a stable pair, or an automaton where each cluster fulfills the following conditions.

- the root  $r$  of each maximal tree has a unique maximal child;
- for each maximal root  $r$ , there is an edge  $(t_r, b_r, p_r)$  such that the potential flip of  $(t_r, b_r, p_r)$  and the red edge starting at  $t_r$  makes the root  $r$  not maximal anymore.

If the latter case, we flip the blue edge  $(t_r, b_r, p_r)$  and the red one starting at  $t_r$  for all maximal roots  $r$  but one. We get an equivalent automaton which satisfies Condition  $\mathcal{C}$  as is shown in Fig. 9. The pseudocode for this final treatment is given in procedure  $\text{FINDSTABLEPAIR}$ .

$\text{FINDSTABLEPAIR}$  (automaton  $\mathcal{A}$ )

```

1  if the maximal level  $\ell = 0$ 
2    then return  $\text{LEVELZEROFLIPEDGES}(\mathcal{A})$ 
3  else for each maximal root  $r$ 
4    do  $\mathcal{A}, S \leftarrow \text{FLIPEDGES}(\mathcal{A}, r)$ 
5    if  $S$  is a (stable) pair of states  $(s, t)$ 
6    then return  $\mathcal{A}, (s, t)$ 
7    else ( $S$  is a  $b$ -edge  $(t_r, b_r, p_r)$ ) set  $e(r) = S$ 
8  for each maximal root  $r \neq r_0$ 
9    do flip the edge  $e(r)$  and the red edge starting at  $t_r$ 
10  $s \leftarrow \text{GETPREDECESSOR}(r_0)$ 
11  $t \leftarrow$  the child of  $r_0$  ancestor of  $p_{r_0}$ 
12 return  $\mathcal{A}, (s, t)$ 

```

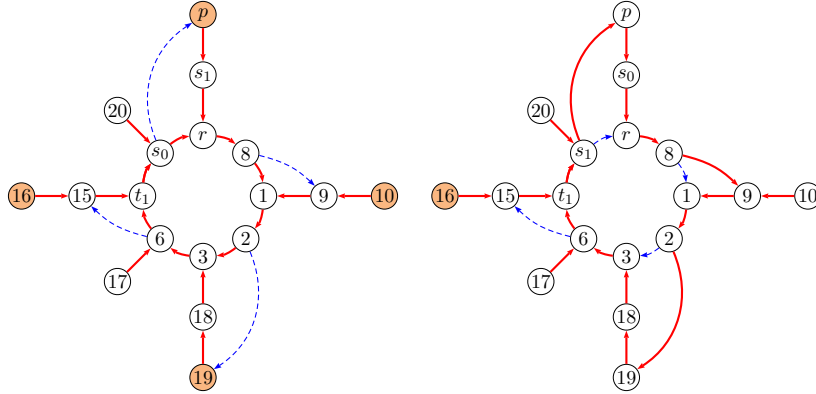


Figure 9: The picture on the left illustrates the case where  $\text{FLIPEDGES}(\mathcal{A}, r)$  has returned a  $b$ -edge  $e(r)$  for all maximal roots  $r$ . We flip  $e(r)$  and the red edge starting at the same state for all but one maximal root  $r$ . The new cluster is pictured on the right part of the figure. It has a unique maximal tree. By Lemma 4 the pair  $(6, 15)$  is stable.

#### 4.2.2 The auxiliary procedure FindEdges

In this section, we describe the procedure  $\text{FINDEDGES}(r)$  which is a preliminary step of the procedure  $\text{FLIPEDGES}(r)$ .

Let  $r$  be a maximal root,  $S(r)$  be the set of maximal children of  $r$ . For each  $s$  in  $S(r)$ , we choose a maximal state  $p$  in the subtree rooted at  $s$  and we denote by  $P(r)$  the set of these maximal states (see Fig. 2). Recall that the procedure  $\text{FINDEDGES}(r)$  flips some edges and returns an equivalent automaton together with one or two edges of the following forms.

- One edge  $e$  of type 0.
- Two edges  $e, f$  of type 1 or 2 ending in distinct states of  $P(r)$ .
- One edge  $e$  of type 1 or 2. Moreover, in this case, the procedure modifies the tree  $T$  in such a way that  $r$  has a unique maximal child.
- One edge  $e$  of type 3 starting at a state which is an ancestor of all maximal nodes of  $T$ .

For each maximal child  $s$ , we denote by  $T_s$  the subtree of  $T$  rooted at  $s$ . The procedure  $\text{FINDEDGES}(r, s)$  computes a list  $L_s$  of  $b$ -edges  $(q, b, p)$ , where  $p$  is a maximal node of  $T_s$  and  $q$  is an ancestor of  $p$  in  $T$  distinct from  $r$ . The starting states  $q$  of edges of this list *cover* the maximal nodes of  $T_s$  in the following sense: for each maximal node  $p'$  in  $T_s$ , there is a unique edge  $(t, b, p) \in L_s$  such that  $t$  is an ancestor of  $p'$  (see for instance the right part of Fig. 2). The list  $L_s$  is computed by scanning at most one time each node of the tree  $T_s$ . For each maximal leaf  $p$ , we follow the red edges up

to  $s$  and either find  $s$  or an already scanned node, or find a node with an outgoing  $b$ -edge ending in  $p$ . In the latter case, this edge is added to  $L_s$  and we continue with another maximal leaf. In the case the list  $L_s$  does not cover all maximal nodes of  $T_s$ , and since the graph of the automaton is strongly connected, the process finds an edge  $(t_s, b_s, p_s)$  where  $p_s$  is a maximal node of  $T_s$ , of type 0, 1 or 2.

If there is a maximal child  $s$  such that an edge  $(t_s, b_s, p_s)$  of type 0 is found, then  $\text{FINDEDGES}(r)$  returns this edge.

Otherwise, if there are two maximal children  $s_1 \neq s_2$  such that two edges  $(t_{s_1}, b_{s_1}, p_{s_1})$ ,  $(t_{s_2}, b_{s_2}, p_{s_2})$  of type 1 or 2 are found, then  $\text{FINDEDGES}(r)$  returns these two edges. If there is a maximal child  $s_1$  such an edge  $e = (t_{s_1}, b_{s_1}, p_{s_1})$  of type 1 or 2 and covering lists  $L_s$  for the other maximal children  $s \neq s_1$  are found, then we perform the following flips. For any maximal child  $s \neq s_1$  and any edge  $(t, b, p) \in L_s$ , we flip the edge  $(t, b, p)$  and the red edge going out of  $t$ . We update the data of the trees attached to the nodes from  $p$  to  $t$  in the new red cycle created by the flip. After this transformation the node  $r$  has  $s_1$  as unique maximal child. The procedure  $\text{FINDEDGES}(r)$  returns the edge  $e$  of type 1 or 2 and  $r$  has a unique maximal child.

Finally, if one obtains covering lists for all maximal children, then, for all these children  $s$  but one, say  $s_1$ , we flip each edge  $(t, b, p) \in L_s$  and the red edge going out of  $t$ . We also flip all edges  $(t, b, p) \in L_{s_1}$  but one,  $(t_1, b_1, p_1)$ . We update the data of the trees attached to the nodes from  $p$  to  $t$  in the new red cycle created by each flip. The procedure  $\text{FINDEDGES}(r)$  returns the edge  $(t_1, b_1, p_1)$  of type 3. Its starting state  $t_1$  is distinct from  $r$  and is an ancestor of all maximal states of  $T$ .

## 5 The complexity issue

In this section, we establish the time and space complexity of our algorithm. We denote by  $k$  the size of the alphabet  $A$  and by  $n$  the number of states of  $\mathcal{A}$ . Since  $\mathcal{A}$  is complete deterministic, it has exactly  $kn$  edges.

### 5.1 Data structures and their updating

Some data attached to the states is useful to obtain the claimed complexity. This data is updated after the computation of each quotient automaton with the procedure  $\text{UPDATE}$  with a time complexity which is linear in the size of the quotient automaton.

The edges of the automaton can be stored in tables indexed by the states and labels. The updating procedure computes the level of each state, the root of its tree in its cluster. It also computes a list of maximal roots and the predecessor of a state on the cycle. The function  $\text{GETPREDECESSOR}(q)$  returns the predecessor of state  $q$  on its red cycle in constant time.

One computes

- for each root of a tree  $T$ , the height of  $T$ ,
- for each maximal root, the list of its maximal children,
- for each maximal child, the list of the maximal nodes belonging to the subtree rooted at this child.

This data can be moreover updated in time linear in the size of the tree.

We also maintain an inverse structure of the quotient automaton. Giving a label  $c$  and a state  $q$ , it gives, for each letter  $c$ , an unordered list of states  $p$  such that there is an edge  $(p, c, q)$  in the quotient automaton. The procedure  $\text{FLIP}(e, f)$  exchanges the labels of the two edges  $e = (p, b, q)$ ,  $f = (p, a, q')$ . It also updates in the inverse structure the lists of edges coming in  $p$  and  $p'$ . Its time complexity is thus upper bounded by the number of edges going out of  $p, p'$  or coming in  $p, p'$ .

## 5.2 Complexity of the algorithm

**Proposition 5.** *The worst-case complexity of  $\text{FINDSYNCHRONIZEDCOLORING}$  applied to an  $n$ -state aperiodic automaton is  $O(kn^2)$  in time, and  $O(kn)$  in space.*

*Proof.* The complexity of  $\text{FINDSYNCHRONIZEDCOLORING}$  is at most  $n$  times the complexity of the procedures  $\text{UPDATE}$  and  $\text{FINDSTABLEPAIR}$ . Indeed, each call in the procedure  $\text{MERGE}$  reduces the number of states of the automaton so that it is called at most  $n - 1$  times. Since each of its steps without the recursive calls takes a time at most  $kn$ , the contribution of  $\text{MERGE}$  in  $\text{FINDSYNCHRONIZEDCOLORING}$  is at most  $kn$ . As the procedure  $\text{UPDATE}$  has a time complexity  $O(kn)$ , we just have to show that the time complexity of  $\text{FINDSTABLEPAIR}$  is  $O(kn)$ .

Since  $\text{LEVELZEROFLIPEDGES}$  contains only one  $\text{FLIP}$  call, we show that the calls to  $\text{FLIPEDGES}(\mathcal{A}, r)$  for all maximal roots  $r$  can be performed in time  $O(kn)$ .

We first examine the complexity of the auxiliary step  $\text{FINDEDGES}(r)$  for a given maximal root  $r$ . This procedure requires a scan of the nodes of trees  $T_s$  rooted at the maximal children  $s$  of  $r$  together with their outgoing edges. Since the edges contained in the lists  $L_s$  have distinct target states in  $T$ , the flips of edges in  $L_s$  can be performed with a time complexity at most  $E(r)$ , where  $E(r)$  is the number of edges going out of or coming in a node of the tree  $T$  rooted by  $r$ . Indeed, the update of the inverse structure for nodes in  $T$  can be performed one time for all the flips of edges in  $L_s$ . Note that the updating of the data after the flips is at most the size of  $T$ . Indeed, after a flip of  $(t, b, p)$  and  $(t, a, p')$  only the nodes belonging to trees rooted at nodes along the red path from  $p$  to  $t$  are updated. As a

consequence, the contribution of the auxiliary step in `FINDSTABLEPAIR` is  $O(\sum_r E(r)) = O(2kn)$ .

We now come to the complexity induced by the main treatment. We denote by  $\text{Sect}(r)$  the number of edges coming in or going out of a node belonging to the sector  $J(r)$ , *i.e.* the nodes contained in a tree attached to a node of the cycle between  $r'$  and  $r$  ( $r$  included and  $r'$ ), where  $r'$  is the maximal root preceding  $r$  on  $C$ . Let us compute for instance the complexity of the procedure `UNIQUECHILDFLIPEDGES`( $\mathcal{A}, r, e = (t_1, b_1, p_1)$ ) (see Section 7). It contains at most two flips of edges ending in  $T$ . The height of the tree  $T_0$  is easily computed by scanning all nodes attached to some node of  $C$  between  $r$  and  $r'$  ( $r$  and  $r'$  both excluded). In the case where this height is equal to  $\ell$  and the set of outgoing edges of  $s_0$  is a bunch, we flip the edge  $e$ . We perform the procedure `UPDATESECTOR`( $r, e$ ) for updating the data of the nodes contained in the trees whose roots belong to  $J(r)$ . Then we call a second (and last) time `FLIPEDGES`( $\mathcal{A}, r$ ). Since the time complexity of `UPDATESECTOR`( $r, e$ ) is at most  $\text{Sect}(r)$ , we get that the time complexity of `UNIQUECHILDFLIPEDGES`( $\mathcal{A}, r, e$ ) is also  $\text{Sect}(r)$ . Similarly, the time complexity of the procedures `CHILDRENFLIPEDGESEQUAL` and `CHILDRENFLIPEDGESUNEQUAL` is also  $\text{Sect}(r)$ .

Hence the overall time spent for computing `FLIPEDGES`( $\mathcal{A}, r$ ) for all maximal roots  $r$  is  $O(\sum_r \text{Sect}(r)) = O(2kn)$ . The space complexity is  $O(kn)$ . Indeed, only linear additional space is needed to perform all operations.  $\square$

## 6 The case of periodic graphs

Recall that the period of an automaton is the gcd of the lengths of its cycles. If the automaton  $\mathcal{A}$  is an  $n$ -state complete deterministic irreducible automaton which is not aperiodic, it is not equivalent to a synchronized automaton. Nevertheless, the previous algorithm can be modified as follows for finding an equivalent automaton with the minimal possible rank. It has a quadratic-time complexity.

`PERIODICFINDCOLORING` (automaton  $\mathcal{A}$ )

```

1   $\mathcal{B} \leftarrow \mathcal{A}$ 
2  while ( $\text{size}(\mathcal{B}) > 1$ )
3      do UPDATE( $\mathcal{B}$ )
4           $\mathcal{B}, (s, t) \leftarrow \text{FINDSTABLEPAIR}(\mathcal{B})$ 
5          lift the coloring up from  $\mathcal{B}$  to the automaton  $\mathcal{A}$ 
6          if there is a stable pair  $(s, t)$ 
7              then  $\mathcal{B} \leftarrow \text{MERGE}(\mathcal{B}, (s, t))$ 
8              else return  $\mathcal{A}$ 
9  return  $\mathcal{A}$ 
```

It may happen that `FINDSTABLEPAIR` returns an automaton  $\mathcal{B}$  which has no stable pair (it is made of a cycle where the set of outgoing edges of any

state is a bunch). Lifting up this coloring to the initial automaton  $\mathcal{A}$  leads to a coloring of the initial automaton whose minimal rank is equal to its period.

This result can be stated as the following theorem, which extends the Road Coloring Theorem to the case of periodic graphs.

**Theorem 6.** *Any irreducible automaton  $\mathcal{A}$  is equivalent to an automaton whose minimal rank is the period of  $\mathcal{A}$ .*

*Proof.* Let us assume that  $\mathcal{A}$  is equivalent to an automaton  $\mathcal{A}'$  which has a stable pair  $(s, t)$ . Let  $\mathcal{B}'$  be the quotient of  $\mathcal{A}'$  by the congruence generated by  $(s, t)$ . Let  $d$  be the period of  $\mathcal{A}'$  (equal to the period of  $\mathcal{A}$ ) and  $d'$  the period of  $\mathcal{B}'$ . Let us show that  $d = d'$ .

It is clear that  $d'$  divides  $d$  (which we denote  $d'/d$ ). Let  $\ell$  be the length of a path from  $s$  to  $s'$  in  $\mathcal{A}'$ , where  $s'$  is equivalent to  $s$ . Since  $(s, s')$  is stable, it is synchronizable. Thus there is a word  $w$  such that  $s \cdot w = s' \cdot w$ . Since the automaton  $\mathcal{A}'$  is irreducible, there is a path labeled by some word  $u$  from  $s \cdot w$  to  $s$ . Hence  $d/(\ell + |w| + |u|)$  and  $d/|w| + |u|$ , implying  $d/\ell$ . Let  $\bar{s}$  be the class of  $s$  and  $z$  be the label of a cycle around  $\bar{s}$  in  $\mathcal{B}'$ . Then there is a path in  $\mathcal{A}'$  labeled by  $z$  from  $s$  to  $x$ , where  $x$  is equivalent to  $s$ . Thus  $d/|z|$ . It follows that  $d/d'$  and  $d = d'$ .

Suppose that  $\mathcal{B}'$  has rank  $r$ . Let us show that  $\mathcal{A}'$  also has rank  $r$ . Let  $I$  be a minimal image of  $\mathcal{A}'$  and  $J$  be the set of classes of the states of  $I$  in  $\mathcal{B}'$ . Two states of  $I$  cannot belong to the same class since  $I$  would not be minimal otherwise. As a consequence  $I$  has the same cardinal as  $J$ . The set  $J$  is a minimal image of  $\mathcal{B}'$ . Indeed, for any word  $v$ , the set  $J \cdot v$  is the set of classes of  $I \cdot v$  which is a minimal image of  $\mathcal{A}'$ . Hence  $|J \cdot v| = |J|$ . As a consequence,  $\mathcal{B}'$  has rank  $r$ .

Let us now assume that  $\mathcal{A}$  has no equivalent automaton which has a stable pair. In this case, we know that  $\mathcal{A}$  is made of one red cycle where the set of edges going out of any state is a bunch. The rank of this automaton is equal to its period which is the length of the cycle.

Hence the procedure PERIODICFINDCOLORING returns an automaton equivalent to  $\mathcal{A}$  whose minimal rank is equal to its period.  $\square$

Since the modification of FINDSYNCHRONIZEDCOLORING into PERIODICFINDCOLORING does not change its complexity, we obtain the following corollary.

**Corollary 7.** *Procedure PERIODICFINDCOLORING finds a coloring of minimal rank for an  $n$ -state irreducible automaton in time  $O(kn^2)$ .*

## 7 Pseudocode

This section contains the pseudocode of some main procedures.

## 7.1 Procedure Merge

The computation of the congruence generated by  $(s, t)$  can be performed by using usual UNION/FIND functions computing respectively the union of two classes and the leader of the class of a state. After merging two classes whose leaders are  $p$  and  $q$  respectively, we need to merge the classes of  $p \cdot \ell$  and  $q \cdot \ell$  for any  $\ell \in A$ . A pseudocode for merging classes is given in Procedure MERGE below.

```
MERGE (automaton  $\mathcal{A}$ , stable pair  $(s, t)$ )
1   $x \leftarrow \text{FIND}(s)$ 
2   $y \leftarrow \text{FIND}(t)$ 
3  if  $x \neq y$ 
4      then UNION( $x, y$ )
5          for  $\ell \in A$ 
6              do MERGE( $\mathcal{A}, (x \cdot \ell, y \cdot \ell)$ )
7  return  $\mathcal{A}$ 
```

## 7.2 Procedure FlipEdges

We give below a pseudocode of the procedure FLIPEDGES( $\mathcal{A}, r$ ). For each maximal root  $r$ , it returns either an automaton equivalent to  $\mathcal{A}$  together with a stable pair, or an automaton equivalent to  $\mathcal{A}$  together with one edge. It performs some flips depending on the type of the edges returned by FINDEDGES( $r$ ). It calls UNIQUECHILDFLIPEDGES( $r, e$ ) in the case  $r$  has a unique maximal child and  $e$  is an edge of type 2 returned by FINDEDGES( $r$ ). It calls CHILDRENFLIPEDGESUNEQUAL( $\mathcal{A}, r$ ) in the case  $r$  has at least two maximal children and FINDEDGES( $r$ ) return a pair of edges with distinct starting states. It calls CHILDRENFLIPEDGESUNEQUAL( $\mathcal{A}, r$ ) in the case  $r$  has at least two maximal children and FINDEDGES( $r$ ) returns a pair of edges which have the same starting state.

Recall that GETPREDECESSOR( $r$ ) returns the predecessor of state  $r$  on its red cycle.

FLIPEDGES( automaton  $\mathcal{A}$ , maximal root  $r$ )

```

1  result  $\leftarrow$  FINDEDGES( $r$ )
2  if ( $r$  a unique maximal child  $s_1$ ) and (result  $\neq$  (3,  $e$ ))
3    then if (result = (0,  $e$ ) or (result = (2,  $e$ ) where  $e$  has type 1)
4      then FLIP( $e$ )
5        return  $\mathcal{A}$  and the stable pair ( $s_1$ , GETPREDECESSOR( $r$ ))
6      else (result = (2,  $e$ ) where  $e$  has type 2)
7        return UNIQUECHILDFLIPEDGES( $r$ ,  $e$ )
8  if ( $r$  at least two maximal children) and (result = (1,  $e_1, e_2$ )
   where  $e_1 = (t_1, b_1, p_1)$ ,  $e_2 = (t_2, b_2, p_2)$  have type 1 or 2)
9    then if  $t_1 \neq t_2$ 
10     then return CHILDRENFLIPEDGESUNEQUAL( $r$ ,  $e_1, e_2$ )
11     else return CHILDRENFLIPEDGSEQUAL( $r$ ,  $e_1, e_2$ )
12 if result = (3,  $e$ ) where  $e$  is an edge of type 3
13 then return  $\mathcal{A}$ ,  $e$ 

```

UNIQUECHILDFLIPEDGES (automaton  $\mathcal{A}$ , maximal root  $r$ , edge  $e = (t_1, b_1, p_1)$  of type 2)

```

1  let  $s_1$  be the unique child of  $r$ 
2   $s_0 \leftarrow$  GETPREDECESSOR( $r$ )
3  let  $T_0$  be the tree rooted at  $r$  obtained by the potential flip of  $e$  and the red edge
   going out of  $t_1$ , keeping only  $r$  and the subtree rooted at the child  $s_0$ 
4  if height( $T_0$ ) > height( $T$ )
5    then FLIP( $t_1, b_1, p_1$ )
6    return  $\mathcal{A}$  and the stable pair ( $s_1, s_0$ )
7  if height( $T_0$ ) < height( $T$ )
8    then return  $\mathcal{A}$  and the edge  $e$ 
9  if height( $T_0$ ) = height( $T$ )
10 then if the set of outgoing edges of  $s_0$  and  $s_1$  are bunches
11   then return  $\mathcal{A}$  and the stable pair ( $s_0, s_1$ )
12 if the set of outgoing edges of  $s_0$  is a bunch
   and the set of outgoing edges of  $s_1$  is not a bunch
13   then FLIP( $t_1, b_1, p_1$ )
14     UPDATESECTOR( $r, e$ ) (we still have height( $T_0$ ) = height( $T$ ))
15     return FLIPEDGES( $\mathcal{A}, r$ )
16 if the set of outgoing edges of  $s_0$  is not a bunch
17   then let ( $s_0, b, q_0$ ) a  $b$ -edge going out of  $s_0$  with  $q_0 \neq r$ 
18   if  $q_0 \notin T$ 
19     then FLIP( $s_0, b, q_0$ )
20     if the level of  $q_0$  is positive
21       then  $r_0 \leftarrow$  the root of the tree containing  $q_0$ 
22          $s \leftarrow$  GETPREDECESSOR( $r_0$ )
23          $t \leftarrow$  the child of  $r_0$  ancestor of  $q_0$ 
24         return  $\mathcal{A}$  and the stable pair ( $s, t$ )
25       else  $r_0 \leftarrow$  the root of the tree containing  $q_0$ 
26          $s \leftarrow$  GETPREDECESSOR( $r_0$ )
27         return  $\mathcal{A}$  and the stable pair ( $s, s_0$ )
28   else ( $q_0 \in T$  and  $q_0 \neq r$ )
29     return  $\mathcal{A}$  and the edge ( $s_0, b, q_0$ )

```

CHILDRENFLIPEDGESEQUAL (automaton  $\mathcal{A}$ , maximal root  $r$ , edges  $e_1, e_2$ ) of type 2

```

1  set  $e_1 = (t_1, b_1, p_1)$  and  $e_2 = (t_1, b_2, p_2)$ 
2   $s_0 \leftarrow \text{GETPREDECESSOR}(r)$ 
3  let  $T_0$  be the tree rooted at  $r$  obtained by the potential flip of  $(t_1, b_1, p_1)$ 
   and the red edge going out of  $t_1$ , keeping only  $r$  and the subtree rooted at  $s_0$ 
4  if  $\text{height}(T_0) > \text{height}(T)$ 
5      then  $\text{FLIP}(t_1, b_1, p_1)$ 
6          return  $\mathcal{A}$  and the stable pair  $(s_1, s_0)$ 
7  if  $\text{height}(T_0) < \text{height}(T)$ 
8      then  $\text{FLIP}(t_1, b_1, p_1)$ 
9           $\text{UPDATESECTOR}(r, e_1)$ 
10         return  $\text{FLIPEDGES}(\mathcal{A}, r)$ 
11 if  $\text{height}(T_0) = \text{height}(T)$ 
12     then if the set of outgoing edges of  $s_0$  is a bunch and there is an
        integer  $i \geq 1$  such that the set of outgoing edges of  $s_i$  is a bunch
13         then return  $\mathcal{A}$  and the stable pair  $(s_0, s_i)$ 
14     if the set of outgoing edges of  $s_0$  is a bunch
        and the sets of outgoing edges of  $s_i$  for  $i \geq 1$  are not bunches
15         then  $\text{FLIP}(t_1, b_1, p_1)$ 
16              $\text{UPDATESECTOR}(r, e_1)$  (we still have  $\text{height}(T_0) = \text{height}(T)$ )
17             return  $\text{FLIPEDGES}(\mathcal{A}, r)$ 
18     if the set of outgoing edges of  $s_0$  is not a bunch
19         then let  $(s_0, b, q_0)$  a  $b$ -edge going out of  $s_0$  with  $q_0 \neq r$ 
20             if  $q_0 \notin T$ 
21                 then  $\text{FLIP}(s_0, b, q_0)$ 
22                 if the level of  $q_0$  is positive
23                     then  $r_0 \leftarrow$  the root of the tree containing  $q_0$ 
24                          $s \leftarrow \text{GETPREDECESSOR}(r_0)$ 
25                          $t \leftarrow$  the child of  $r_0$  ancestor of  $q_0$ 
26                         return  $\mathcal{A}$  and the stable pair  $(s, t)$ 
27                     else  $r_0 \leftarrow$  the root of the tree containing  $q_0$ 
28                          $s \leftarrow \text{GETPREDECESSOR}(r_0)$ 
29                         return  $\mathcal{A}$  and the stable pair  $(s, s_0)$ 
30             else ( $q_0 \in T$ )
31                 if  $q_0$  is not a descendant of  $s_1$ 
32                     then  $\text{FLIP}(t_1, b_1, q_1)$ 
33                          $\text{FLIP}(s_0, b, q_0)$ 
34                          $t \leftarrow$  the child of  $r$  ancestor of  $q_0$ 
35                         return  $\mathcal{A}$  and the stable pair  $(s_1, t_1)$ 
36                     else ( $q_0$  is a descendant of  $s_1$ )
37                          $\text{FLIP}(t_2, b_2, q_2)$ 
38                          $\text{FLIP}(s_0, b, q_0)$ 
39                         return  $\mathcal{A}$  and the stable pair  $(s_1, s_2)$ 

```

The procedure  $\text{UPDATESECTOR}(r, e = (t_1, b_1, p_1))$  is called after a flip of the edge  $e$  and the red edge going out of  $t_1$ . It updates the data of the nodes (and their trees attached to) along the red path going from  $p_1$  to  $s_1$ , where  $s_1$  is the unique maximal child of  $r$ .

CHILDRENFLIPEDGESUNEQUAL (automaton  $\mathcal{A}$ , maximal root  $r$ , edges  $e_1, e_2$ )

```

1  set  $e_1 = (t_1, b_1, p_1)$  and  $e_2 = (t_2, b_2, p_2)$  with  $t_1 \neq t_2$ 
2  if at least one of  $e_1, e_2$  (say  $e_1$ ) has type 1 and  $s_1$  is the child of  $r$  ancestor of  $p_1$ 
3      then  $s_0 \leftarrow \text{GETPREDECESSOR}(r)$ 
4          FLIP( $t_1, b_1, p_1$ )
5          return  $\mathcal{A}$  and the stable pair  $(s_0, s_1)$ 
6      else FLIP( $t_1, b_1, p_1$ )
7          let  $T'$  be the new tree rooted at  $r$ 
8          if  $\text{height}(T') > \text{height}(T)$ 
9              then return the stable pair  $(s_1, s_0)$ 
10             else ( $\text{height}(T') \leq \text{height}(T)$ )
11                 FLIP( $t_2, b_2, p_2$ )
12             return  $\mathcal{A}$  and the stable pair  $(s_1, s_2)$ 

```

*Acknowledgments* The authors would like to thank Florian Sikora, Avraham Trahtman, and the anonymous referees for pointing us some missing configurations in the algorithm. We also thank the referees for helping us to improve the presentation of the paper.

## References

- [1] R. L. Adler, D. Coppersmith, and M. Hassner. Algorithms for sliding block codes. *IEEE Trans. Inform. Theory*, IT-29:5–22, 1983.
- [2] R. L. Adler, L. W. Goodwyn, and B. Weiss. Equivalence of topological Markov shifts. *Israel J. Math.*, 27(1):48–63, 1977.
- [3] M.-P. Béal and D. Perrin. A quadratic algorithm for road coloring. *CoRR*, abs/0803.0726, 2008.
- [4] J. Berstel, D. Perrin, and C. Reutenauer. *Codes and automata*, volume 129 of *Encyclopedia of Mathematics and its Applications*. Cambridge University Press, Cambridge, 2010.
- [5] M. Boyle and A. Maass. Expansive invertible onesided cellular automata. *J. Math. Soc. Japan*, 52(4):725–740, 2000.
- [6] M. Boyle and A. Maass. Erratum to: "Expansive invertible onesided cellular automata" [J. Math. Soc. Japan **52** (2000), no. 4, 725–740]. *J. Math. Soc. Japan*, 56(1):309–310, 2004.
- [7] G. Budzban and P. Feinsilver. The generalized road coloring problem and periodic digraphs. *Appl. Algebra Eng. Commun. Comput.*, 22(1):21–35, 2011.
- [8] A. Carayol and C. Nicaud. Distribution of the number of accessible states in a random deterministic automaton. In *STACS*, volume 14 of

- LIPICs*, pages 194–205. Schloss Dagstuhl - Leibniz-Zentrum fuer Informatik, 2012.
- [9] A. Carbone. Cycles of relatively prime length and the road coloring problem. *Israel J. Math.*, 123:303–316, 2001.
  - [10] K. Culik, II, J. Karhumäki, and J. Kari. Synchronized automata and road coloring problem. Technical report, TUCS Technical Report 323, Turku Center for Computer Science, University of Turku, 1999.
  - [11] K. Culik, II, J. Karhumäki, and J. Kari. A note on synchronized automata and road coloring problem. In *Developments in language theory (Vienna, 2001)*, volume 2295 of *Lecture Notes in Comput. Sci.*, pages 175–185. Springer, Berlin, 2002.
  - [12] B. Delyon and O. Maler. On the effects of noise and speed on computations. *Theoret. Comput. Sci.*, 129(2):279–291, 1994.
  - [13] S. Eilenberg. *Automata, Languages, and Machines. Vol. B.* Academic Press, New York, 1976.
  - [14] D. Eppstein. Reset sequences for monotonic automata. *SIAM J. Comput.*, 19(3):500–510, 1990.
  - [15] C. F. Freiling, D. S. Jungreis, F. Théberge, and K. Zeger. Almost all complete binary prefix codes have a self-synchronizing string. *IEEE Transactions on Information Theory*, 49(9):2219–2225, 2003.
  - [16] J. Friedman. On the road coloring problem. *Proc. Amer. Math. Soc.*, 110(4):1133–1135, 1990.
  - [17] N. Jonoska and S. A. Karl. A molecular computation of the road coloring problem. In *DNA based computers, II (Princeton, NJ, 1996)*, volume 44 of *DIMACS Ser. Discrete Math. Theoret. Comput. Sci.*, pages 87–96. Amer. Math. Soc., Providence, RI, 1999.
  - [18] H. Jürgensen. Synchronization. *Inform. and Comput.*, 206(9-10):1033–1044, 2008.
  - [19] J. Kari. Synchronizing finite automata on Eulerian digraphs. *Theoret. Comput. Sci.*, 295(1-3):223–232, 2003.
  - [20] J. Kari and M. V. Volkov. Černý’s conjecture and the road coloring problem. In *Handbook of Automata*. European Science Foundation, 2013. to appear.
  - [21] D. A. Lind and B. H. Marcus. *An Introduction to Symbolic Dynamics and Coding*. Cambridge University Press, Cambridge, 1995.

- [22] C. Nicaud. On the synchronization of random deterministic automata. preprint, 2013.
- [23] G. L. O’Brien. The road-colouring problem. *Israel J. Math.*, 39(1-2):145–154, 1981.
- [24] J. Olschewski and M. Ummels. The complexity of finding reset words in finite automata. In *MFCS*, volume 6281 of *Lecture Notes in Computer Science*, pages 568–579. Springer, 2010.
- [25] D. Perrin and M.-P. Schützenberger. Synchronizing prefix codes and automata and the road coloring problem. In *Symbolic dynamics and its applications*, volume 135 of *Contemp. Math.*, pages 295–318. Amer. Math. Soc., 1992.
- [26] I. Pomeranz and S. M. Reddy. Application of homing sequences to synchronous sequential circuit testing. *IEEE Trans. Computers*, 43(5):569–580, 1994.
- [27] A. Roman. The NP-completeness of the road coloring problem. *Inform. Process. Lett.*, 111(7):342–347, 2011.
- [28] E. S. Skvortsov and Y. Zaks. Synchronizing random automata. *Discrete Mathematics & Theoretical Computer Science*, 12(4):95–108, 2010.
- [29] A. N. Trahtman. The road coloring problem. *Israel J. Math.*, 172:51–60, 2009.
- [30] A. N. Trahtman. A partially synchronizing coloring. In *Proceedings of CSR 2010*, volume 6072 of *Lecture Notes in Comput. Sci.*, pages 362–370. Springer-Verlag, 2010.
- [31] A. N. Trahtman. An algorithm for road coloring. In *Combinatorial algorithms*, volume 7056 of *Lecture Notes in Comput. Sci.*, pages 349–360. Springer, Heidelberg, 2011.