



HAL
open science

Structured sparsity through convex optimization

Francis Bach, Rodolphe Jenatton, Julien Mairal, Guillaume Obozinski

► **To cite this version:**

Francis Bach, Rodolphe Jenatton, Julien Mairal, Guillaume Obozinski. Structured sparsity through convex optimization. *Statistical Science*, 2012, To appear. hal-00621245v2

HAL Id: hal-00621245

<https://hal.science/hal-00621245v2>

Submitted on 20 Apr 2012

HAL is a multi-disciplinary open access archive for the deposit and dissemination of scientific research documents, whether they are published or not. The documents may come from teaching and research institutions in France or abroad, or from public or private research centers.

L'archive ouverte pluridisciplinaire **HAL**, est destinée au dépôt et à la diffusion de documents scientifiques de niveau recherche, publiés ou non, émanant des établissements d'enseignement et de recherche français ou étrangers, des laboratoires publics ou privés.

Structured sparsity through convex optimization

Francis Bach, Rodolphe Jenatton, Julien Mairal and Guillaume Obozinski

INRIA and University of California, Berkeley

Abstract. Sparse estimation methods are aimed at using or obtaining parsimonious representations of data or models. While naturally cast as a combinatorial optimization problem, variable or feature selection admits a convex relaxation through the regularization by the ℓ_1 -norm. In this paper, we consider situations where we are not only interested in sparsity, but where some structural prior knowledge is available as well. We show that the ℓ_1 -norm can then be extended to structured norms built on either disjoint or overlapping groups of variables, leading to a flexible framework that can deal with various structures. We present applications to unsupervised learning, for structured sparse principal component analysis and hierarchical dictionary learning, and to supervised learning in the context of non-linear variable selection.

Key words and phrases: Sparsity, Convex optimization.

1. INTRODUCTION

The concept of parsimony is central in many scientific domains. In the context of statistics, signal processing or machine learning, it takes the form of variable or feature selection problems, and is commonly used in two situations: First, to make the model or the prediction more interpretable or cheaper to use, i.e., even if the underlying problem does not admit sparse solutions, one looks for the best sparse approximation. Second, sparsity can also be used given prior knowledge that the model should be sparse.

Sparse linear models seek to predict an output by linearly combining a small subset of the features describing the data. To simultaneously address variable selection and model estimation, ℓ_1 -norm regularization has become a popular tool, which benefits both from efficient algorithms (see, e.g., Efron et al., 2004; Beck and Teboulle, 2009; Yuan, 2010; Bach et al., 2012, and multiple references therein) and a well-developed theory for generalization properties and variable selection consistency (Zhao and Yu, 2006; Wainwright, 2009; Bickel, Ritov and Tsybakov, 2009; Zhang, 2009).

Sierra Project-Team, Laboratoire d'Informatique de l'Ecole Normale Supérieure, Paris, France (e-mail:

francis.bach@inria.fr; rodolphe.jenatton@inria.fr; guillaume.obozinski@inria.fr).

Department of Statistics, University of California, Berkeley, USA (e-mail: julien@stat.berkeley.edu).

When regularizing with the ℓ_1 -norm, each variable is selected individually, regardless of its position in the input feature vector, so that existing relationships and structures between the variables (e.g., spatial, hierarchical or related to the physics of the problem at hand) are merely disregarded. However, in many practical situations the estimation can benefit from some type of prior knowledge, potentially both for interpretability and to improve predictive performance.

This a priori can take various forms: in neuroimaging based on functional magnetic resonance (fMRI) or magnetoencephalography (MEG), sets of voxels allowing to discriminate between different brain states are expected to form small localized and connected areas (Gramfort and Kowalski, 2009; Xiang et al., 2009, and references therein). Similarly, in face recognition, as shown in Section 4.4, robustness to occlusions can be increased by considering as features, sets of pixels that form small convex regions of the faces. Again, a plain ℓ_1 -norm regularization fails to encode such specific spatial constraints (Jenatton, Obozinski and Bach, 2010). The same rationale supports the use of *structured sparsity* for background subtraction (Cevher et al., 2008; Huang, Zhang and Metaxas, 2011; Mairal et al., 2011).

Another example of the need for higher-order prior knowledge comes from bioinformatics. Indeed, for the diagnosis of tumors, the profiles of array-based comparative genomic hybridization (arrayCGH) can be used as inputs to feed a classifier (Rapaport, Barillot and Vert, 2008). These profiles are characterized by many variables, but only a few observations of such profiles are available, prompting the need for variable selection. Because of the specific spatial organization of bacterial artificial chromosomes along the genome, the set of discriminative features is expected to consist of specific contiguous patterns. Using this prior knowledge in addition to standard sparsity leads to improvement in classification accuracy (Rapaport, Barillot and Vert, 2008). In the context of multi-task regression, a problem of interest in genetics is to find a mapping between a small subset of loci presenting single nucleotide polymorphisms (SNP's) that have a phenotypic impact on a given family of genes (Kim and Xing, 2010). This target family of genes has its own structure, where some genes share common genetic characteristics, so that these genes can be embedded into some underlying hierarchy. Exploiting directly this hierarchical information in the regularization term outperforms the unstructured approach with a standard ℓ_1 -norm (Kim and Xing, 2010).

These real world examples motivate the need for the design of sparsity-inducing regularization schemes, capable of encoding more sophisticated prior knowledge about the expected sparsity patterns. As mentioned above, the ℓ_1 -norm corresponds only to a constraint on *cardinality* and is oblivious of any other information available about the patterns of nonzero coefficients (“nonzero patterns” or “supports”) induced in the solution, since they are all theoretically possible. In this paper, we consider a family of sparsity-inducing norms that can address a large variety of structured sparse problems: a simple change of norm will induce new ways of selecting variables; moreover, as shown in Section 3.5 and Section 3.6, algorithms to obtain estimators (e.g., convex optimization methods) and theoretical analyses are easily extended in many situations. As shown in Section 3, the norms we introduce generalize traditional “group ℓ_1 -norms”, that have been popular for selecting variables organized in non-overlapping groups (Turlach, Ven-

ables and Wright, 2005; Yuan and Lin, 2006; Roth and Fischer, 2008; Huang and Zhang, 2010). Other families for different types of structures are presented in Section 3.4.

The paper is organized as follows: we first review in Section 2 classical ℓ_1 -norm regularization in supervised contexts. We then introduce several families of norms in Section 3, and present applications to unsupervised learning in Section 4, namely for sparse principal component analysis in Section 4.4 and hierarchical dictionary learning in Section 4.5. We briefly show in Section 5 how these norms can also be used for high-dimensional non-linear variable selection.

Notations. Throughout the paper, we shall denote vectors with bold lower case letters, and matrices with bold upper case ones. For any integer j in the set $\llbracket 1; p \rrbracket \triangleq \{1, \dots, p\}$, we denote the j -th coefficient of a p -dimensional vector $\mathbf{w} \in \mathbb{R}^p$ by \mathbf{w}_j . Similarly, for any matrix $\mathbf{W} \in \mathbb{R}^{n \times p}$, we refer to the entry on the i -th row and j -th column as \mathbf{W}_{ij} , for any $(i, j) \in \llbracket 1; n \rrbracket \times \llbracket 1; p \rrbracket$. We will need to refer to sub-vectors of $\mathbf{w} \in \mathbb{R}^p$, and so, for any $J \subseteq \llbracket 1; p \rrbracket$, we denote by $\mathbf{w}_J \in \mathbb{R}^{|J|}$ the vector consisting of the entries of \mathbf{w} indexed by J . Likewise, for any $I \subseteq \llbracket 1; n \rrbracket$, $J \subseteq \llbracket 1; p \rrbracket$, we denote by $\mathbf{W}_{IJ} \in \mathbb{R}^{|I| \times |J|}$ the sub-matrix of \mathbf{W} formed by the rows (respectively the columns) indexed by I (respectively by J). We extensively manipulate norms in this paper. We thus define the ℓ_q -norm for any vector $\mathbf{w} \in \mathbb{R}^p$ by $\|\mathbf{w}\|_q^q \triangleq \sum_{j=1}^p |\mathbf{w}_j|^q$ for $q \in [1, \infty)$, and $\|\mathbf{w}\|_\infty \triangleq \max_{j \in \llbracket 1; p \rrbracket} |\mathbf{w}_j|$. For $q \in (0, 1)$, we extend the definition above to ℓ_q pseudo-norms. Finally, for any matrix $\mathbf{W} \in \mathbb{R}^{n \times p}$, we define the Frobenius norm of \mathbf{W} by $\|\mathbf{W}\|_F^2 \triangleq \sum_{i=1}^n \sum_{j=1}^p \mathbf{W}_{ij}^2$.

2. UNSTRUCTURED SPARSITY VIA THE ℓ_1 -NORM

Regularizing by the ℓ_1 -norm has been a topic of intensive research over the last decade. This line of work has witnessed the development of nice theoretical frameworks (Tibshirani, 1996; Chen, Donoho and Saunders, 1998; Mallat, 1999; Tropp, 2004, 2006; Zhao and Yu, 2006; Zou, 2006; Wainwright, 2009; Bickel, Ritov and Tsybakov, 2009; Zhang, 2009; Negahban et al., 2009) and the emergence of many efficient algorithms (Efron et al., 2004; Nesterov, 2007; Friedman et al., 2007; Wu and Lange, 2008; Beck and Teboulle, 2009; Wright, Nowak and Figueiredo, 2009; Needell and Tropp, 2009; Yuan et al., 2010). Moreover, this methodology has found quite a few applications, notably in compressed sensing (Candès and Tao, 2005), for the estimation of the structure of graphical models (Meinshausen and Bühlmann, 2006) or for several reconstruction tasks involving natural images (e.g., see Mairal, 2010, for a review). In this section, we focus on supervised learning and present the traditional estimation problems associated with sparsity-inducing norms such as the ℓ_1 -norm (see Section 4 for unsupervised learning).

In supervised learning, we predict (typically one-dimensional) outputs y in \mathcal{Y} from observations \mathbf{x} in \mathcal{X} ; these observations are usually represented by p -dimensional vectors with $\mathcal{X} = \mathbb{R}^p$. M-estimation and in particular regularized empirical risk minimization are well suited to this setting. Indeed, given n pairs of data points $\{(\mathbf{x}^{(i)}, y^{(i)}) \in \mathbb{R}^p \times \mathcal{Y}; i = 1, \dots, n\}$, we consider the estimators solving the following form of convex optimization problem

$$(2.1) \quad \min_{\mathbf{w} \in \mathbb{R}^p} \frac{1}{n} \sum_{i=1}^n \ell(y^{(i)}, \mathbf{w}^\top \mathbf{x}^{(i)}) + \lambda \Omega(\mathbf{w}),$$

where ℓ is a loss function and $\Omega : \mathbb{R}^p \rightarrow \mathbb{R}$ is a sparsity-inducing—typically non-

smooth and non-Euclidean—norm. Typical examples of differentiable loss functions are the square loss for least squares regression, i.e., $\ell(y, \hat{y}) = \frac{1}{2}(y - \hat{y})^2$ with y in \mathbb{R} , and the logistic loss $\ell(y, \hat{y}) = \log(1 + e^{-y\hat{y}})$ for logistic regression, with y in $\{-1, 1\}$. We refer the readers to [Shawe-Taylor and Cristianini \(2004\)](#) and to [Hastie, Tibshirani and Friedman \(2001\)](#) for more complete descriptions of loss functions.

Within the context of least-squares regression, ℓ_1 -norm regularization is known as the Lasso ([Tibshirani, 1996](#)) in statistics and as basis pursuit in signal processing ([Chen, Donoho and Saunders, 1998](#)). For the Lasso, formulation (2.1) takes the form

$$(2.2) \quad \min_{\mathbf{w} \in \mathbb{R}^p} \frac{1}{2n} \|\mathbf{y} - \mathbf{X}\mathbf{w}\|_2^2 + \lambda \|\mathbf{w}\|_1,$$

and, equivalently, basis pursuit can be written¹

$$(2.3) \quad \min_{\boldsymbol{\alpha} \in \mathbb{R}^p} \frac{1}{2} \|\mathbf{x} - \mathbf{D}\boldsymbol{\alpha}\|_2^2 + \lambda \|\boldsymbol{\alpha}\|_1.$$

These two equations are obviously identical but we write them both to show the correspondence between notations used in statistics and in signal processing. In statistical notations, we will use $\mathbf{X} \in \mathbb{R}^{n \times p}$ to denote a set of n observations described by p variables (covariates), while $\mathbf{y} \in \mathbb{R}^n$ represents the corresponding set of n targets (responses) that we try to predict. For instance, \mathbf{y} may have discrete entries in the context of classification. With notations of signal processing, we will consider an m -dimensional signal $\mathbf{x} \in \mathbb{R}^m$ that we express as a linear combination of p dictionary elements composing the dictionary $\mathbf{D} \triangleq [\mathbf{d}^1, \dots, \mathbf{d}^p] \in \mathbb{R}^{m \times p}$. While the design matrix \mathbf{X} is usually assumed fixed and given beforehand, we shall see in Section 4 that the dictionary \mathbf{D} may correspond either to some predefined basis (e.g., see [Mallat, 1999](#), for wavelet bases) or to a representation that is actually *learned* as well ([Olshausen and Field, 1996](#)).

Geometric intuitions for the ℓ_1 -norm ball. While we consider in (2.1) a regularized formulation, we could have considered an equivalent *constrained* problem of the form

$$(2.4) \quad \min_{\mathbf{w} \in \mathbb{R}^p} \frac{1}{n} \sum_{i=1}^n \ell(y^{(i)}, \mathbf{w}^\top \mathbf{x}^{(i)}) \quad \text{such that} \quad \Omega(\mathbf{w}) \leq \mu,$$

for some $\mu \in \mathbb{R}_+$: It is indeed the case that the solutions to problem (2.4) obtained when varying μ is the same as the solutions to problem (2.1), for some of λ_μ depending on μ (e.g., see Section 3.2 in [Borwein and Lewis, 2006](#)).

At optimality, the opposite of the gradient of $f : \mathbf{w} \mapsto \frac{1}{n} \sum_{i=1}^n \ell(y^{(i)}, \mathbf{w}^\top \mathbf{x}^{(i)})$ evaluated at any solution $\hat{\mathbf{w}}$ of (2.4) must belong to the normal cone to $\mathcal{B} = \{\mathbf{w} \in \mathbb{R}^p; \Omega(\mathbf{w}) \leq \mu\}$ at $\hat{\mathbf{w}}$ ([Borwein and Lewis, 2006](#)). In other words, for sufficiently small values of μ (i.e., ensuring that the constraint is active) the level set of f for the value $f(\hat{\mathbf{w}})$ is tangent to \mathcal{B} . As a consequence, important properties of the

¹Note that the formulations which are typically encountered in signal processing are either $\min_{\boldsymbol{\alpha}} \|\boldsymbol{\alpha}\|_1$ s.t. $\mathbf{x} = \mathbf{D}\boldsymbol{\alpha}$, which corresponds to the limiting case of Eq. (2.3) where $\lambda \rightarrow 0$ and \mathbf{x} is in the span of the dictionary \mathbf{D} , or $\min_{\boldsymbol{\alpha}} \|\boldsymbol{\alpha}\|_1$ s.t. $\|\mathbf{x} - \mathbf{D}\boldsymbol{\alpha}\|_2 \leq \eta$ which is a constrained counterpart of Eq. (2.3) leading to the same set of solutions (see the explanation following Eq. (2.4)).

solutions $\hat{\mathbf{w}}$ follow from the geometry of the ball \mathcal{B} . If Ω is taken to be the ℓ_2 -norm, then the resulting ball \mathcal{B} is the standard, isotropic, “round” ball that does not favor any specific direction of the space. On the other hand, when Ω is the ℓ_1 -norm, \mathcal{B} corresponds to a diamond-shaped pattern in two dimensions, and to a double pyramid in three dimensions. In particular, \mathcal{B} is anisotropic and exhibits some singular points due to the non-smoothness of Ω . Since these singular points are located along axis-aligned linear subspaces in \mathbb{R}^p , if the level set of f with the smallest feasible value is tangent to \mathcal{B} at one of those points, sparse solutions are obtained. We display on Figure 1 the balls \mathcal{B} for both the ℓ_1 - and ℓ_2 -norms. See Section 3 and Figure 2 for extensions to structured norms.

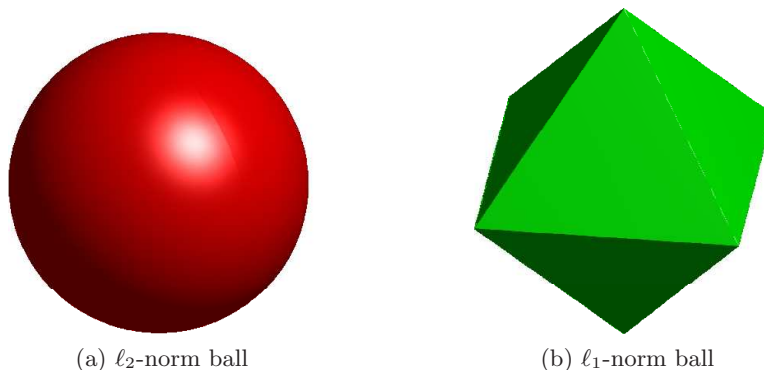


Fig 1: Comparison between the ℓ_2 -norm and ℓ_1 -norm balls in three dimensions, respectively on the left and right figures. The ℓ_1 -norm ball presents some singular points located along the axes of \mathbb{R}^3 and along the three axis-aligned planes going through the origin.

3. STRUCTURED SPARSITY-INDUCING NORMS

In this section, we consider structured sparsity-inducing norms that induce estimated vectors that are not only sparse, as for the ℓ_1 -norm, but whose support also displays some structure known a priori that reflects potential relationships between the variables.

3.1 Sparsity-Inducing Norms with Disjoint Groups of Variables

The most natural form of structured sparsity is arguably *group sparsity*, matching the a priori knowledge that pre-specified disjoint blocks of variables should be selected or ignored simultaneously. In that case, if \mathcal{G} is a collection of groups of variables, forming a partition of $\llbracket 1; p \rrbracket$, and d_g is a positive scalar weight indexed by group g , we define Ω as

$$(3.1) \quad \Omega(\mathbf{w}) = \sum_{g \in \mathcal{G}} d_g \|\mathbf{w}_g\|_q \quad \text{for any } q \in (1, \infty].$$

This norm is usually referred to as a mixed ℓ_1/ℓ_q -norm, and in practice, popular choices for q are $\{2, \infty\}$. As desired, regularizing with Ω leads variables in the same group to be selected or set to zero simultaneously (see Figure 2 for a geometric interpretation). In the context of least-squares regression, this regularization is known as the group Lasso (Turlach, Venables and Wright, 2005; Yuan and Lin,

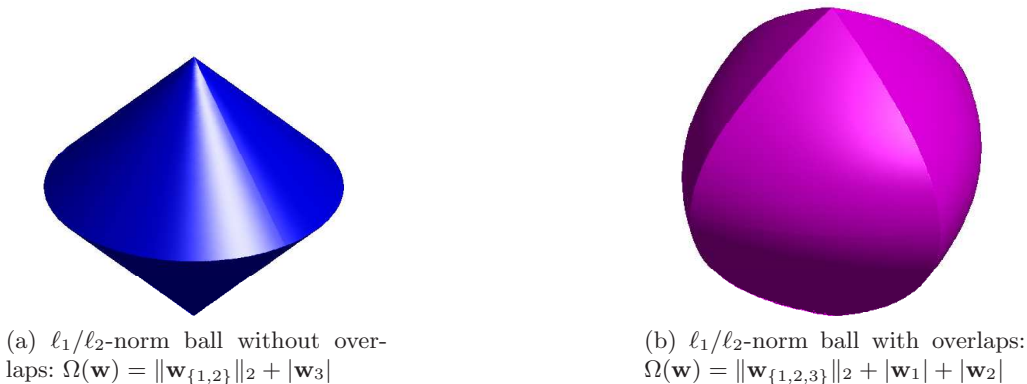


Fig 2: Comparison between two mixed ℓ_1/ℓ_2 -norm balls in three dimensions (the first two directions are horizontal, the third one is vertical), without and with overlapping groups of variables, respectively on the left and right figures. The singular points appearing on these balls describe the sparsity-inducing behavior of the underlying norms Ω .

2006). It has been shown to improve the prediction performance and/or interpretability of the learned models when the block structure is relevant (Roth and Fischer, 2008; Stojnic, Parvaresh and Hassibi, 2009; Lounici et al., 2009; Huang and Zhang, 2010). Moreover, applications of this regularization scheme arise also in the context of multi-task learning (Obozinski, Taskar and Jordan, 2010; Quatoni et al., 2009; Liu, Palatucci and Zhang, 2009) to account for features shared across tasks, and multiple kernel learning (Bach, 2008) for the selection of different kernels (see also Section 5).

Choice of the weights. When the groups vary significantly in size, results can be improved, in particular under high-dimensional scaling, by an appropriate choice of the weights d_g which compensate for the discrepancies of sizes between groups. It is difficult to provide a unique choice for the weights. In general, they depend on q and on the type of consistency desired. We refer the reader to Yuan and Lin (2006); Bach (2008); Obozinski, Jacob and Vert (2011); Lounici et al. (2011) for general discussions.

It might seem that the case of groups that overlap would be unnecessarily complex. It turns out, in reality, that appropriate collections of overlapping groups allow to encode quite interesting forms of structured sparsity. In fact, the idea of constructing sparsity-inducing norms from overlapping groups will be key. We present two different constructions based on overlapping groups of variables that are essentially complementary of each other in Sections 3.2 and 3.3.

3.2 Sparsity-Inducing Norms with Overlapping Groups of Variables

In this section, we consider a direct extension of the norm introduced in the previous section to the case of overlapping groups; we give an informal overview of the structures that it can encode and examples of relevant applied settings. For more details see Jenatton, Audibert and Bach (2011).

Starting from the definition of Ω in Eq. (3.1), it is natural to study what happens when the set of groups \mathcal{G} is allowed to contain elements that overlap. In

fact, and as shown by [Jenatton, Audibert and Bach \(2011\)](#), the sparsity-inducing behavior of Ω remains the same: when regularizing by Ω , some entire groups of variables g in \mathcal{G} are set to zero. This is reflected in the set of non-smooth extreme points of the unit ball of the norm represented on [Figure 2-\(b\)](#). While the resulting patterns of nonzero variables—also referred to as *supports*, or *nonzero patterns*—were obvious in the non-overlapping case, it is interesting to understand here the relationship that ties together the set of groups \mathcal{G} and its associated set of possible nonzero patterns. Let us denote by \mathcal{P} the latter set. For any norm of the form [\(3.1\)](#), it is still the case that variables belonging to a given group are encouraged to be set simultaneously to zero; as a result, the possible zero patterns for solutions of [\(2.1\)](#) are obtained by forming unions of the basic groups, which means that the possible supports are obtained by taking the intersection of a certain number of complements of the basic groups.

Moreover, under mild conditions ([Jenatton, Audibert and Bach, 2011](#)), given any *intersection-closed*² family of patterns \mathcal{P} of variables (see examples below), it is possible to build an ad-hoc set of groups \mathcal{G} —and hence, a regularization norm Ω —that enforces the support of the solutions of [\(2.1\)](#) to belong to \mathcal{P} .

These properties make it possible to *design* norms that are adapted to the structure of the problem at hand, which we now illustrate with a few examples.

One-dimensional interval pattern. Given p variables organized in a sequence, using the set of groups \mathcal{G} of [Figure 3](#), it is only possible to select *contiguous nonzero patterns*. In this case, we have $|\mathcal{G}| = O(p)$. Imposing the contiguity of the nonzero patterns can be relevant in the context of variable forming time series, or for the diagnosis of tumors, based on the profiles of CGH arrays ([Rapaport, Barillot and Vert, 2008](#)), since a bacterial artificial chromosome will be inserted as a single continuous block into the genome.

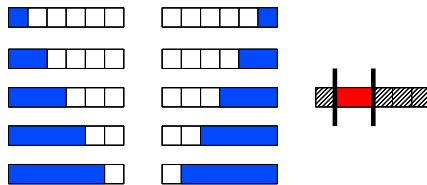


Fig 3: (Left) The set of blue groups to penalize in order to select contiguous patterns in a sequence. (Right) In red, an example of such a nonzero pattern with its corresponding zero pattern (hatched area).

Two-dimensional convex support. Similarly, assume now that the p variables are organized on a two-dimensional grid. To constrain the allowed supports \mathcal{P} to be the set of all rectangles on this grid, a possible set of groups \mathcal{G} to consider is represented in the top of [Figure 4](#). This set is relatively small since $|\mathcal{G}| = O(\sqrt{p})$. Groups corresponding to half-planes with additional orientations (see [Figure 4](#) bottom) may be added to “carve out” more general convex patterns. See an illustration in [Section 4.4](#).

Two-dimensional block structures on a grid. Using sparsity-inducing regularizations built upon groups which are composed of variables together with their

²A set \mathcal{A} is said to be intersection-closed, if for any $k \in \mathbb{N}$, and for any $(a_1, \dots, a_k) \in \mathcal{A}^k$, we have $\bigcap_{i=1}^k a_i \in \mathcal{A}$.

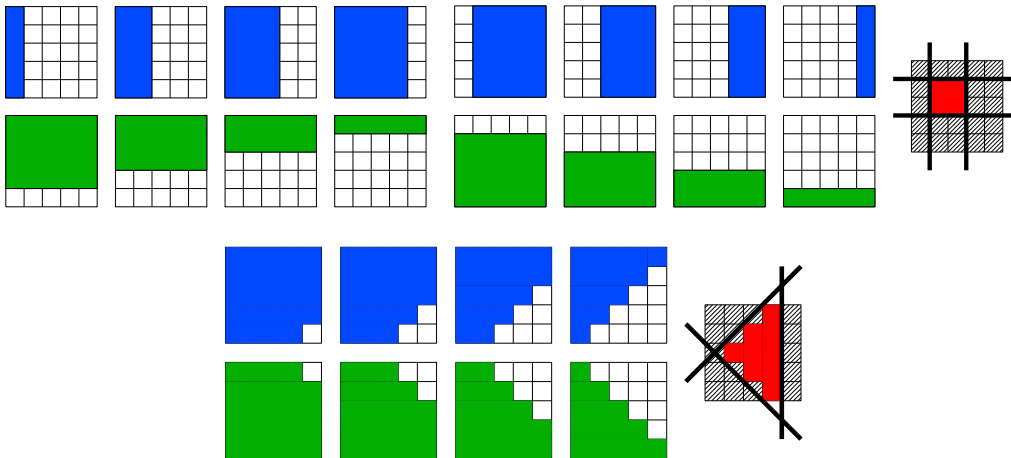


Fig 4: Top: Vertical and horizontal groups: (Left) the set of blue and green groups to penalize in order to select rectangles. (Right) In red, an example of nonzero pattern recovered in this setting, with its corresponding zero pattern (hatched area). Bottom: Groups with $\pm\pi/4$ orientations: (Left) the set of blue and green groups with their (not displayed) complements to penalize in order to select diamond-shaped patterns.

spatial neighbors leads to good performances for background subtraction (Cevher et al., 2008; Baraniuk et al., 2010; Huang, Zhang and Metaxas, 2011; Mairal et al., 2011), topographic dictionary learning (Kavukcuoglu et al., 2009; Mairal et al., 2011), and wavelet-based denoising (Rao et al., 2011).

Hierarchical structure. A fourth interesting example assumes that the variables are organized in a hierarchy. Precisely, we assume that the p variables can be assigned to the nodes of a tree \mathcal{T} (or a forest of trees), and that a given variable may be selected only if all its ancestors in \mathcal{T} have already been selected. This hierarchical rule is exactly respected when using the family of groups displayed on Figure 5. The corresponding penalty was first used by Zhao, Rocha and Yu (2009); one of its simplest instance in the context of regression is the sparse group Lasso (Sprechmann et al., 2010; Friedman, Hastie and Tibshirani, 2010); it has found numerous applications, for instance, wavelet-based denoising (Zhao, Rocha and Yu, 2009; Baraniuk et al., 2010; Huang, Zhang and Metaxas, 2011; Jenatton et al., 2011b), hierarchical dictionary learning for both topic modelling and image restoration (Jenatton et al., 2011b), log-linear models for the selection of potential orders (Schmidt and Murphy, 2010), bioinformatics, to exploit the tree structure of gene networks for multi-task regression (Kim and Xing, 2010), and multi-scale mining of fMRI data for the prediction of simple cognitive tasks (Jenatton et al., 2011a).

Extensions. Possible choices for the sets of groups \mathcal{G} are not limited to the aforementioned examples: more complicated topologies can be considered, for example three-dimensional spaces discretized in cubes or spherical volumes discretized in slices (see an application to neuroimaging by Varoquaux et al. (2010)), and more complicated hierarchical structures based on directed acyclic graphs can be encoded as further developed in Section 5.

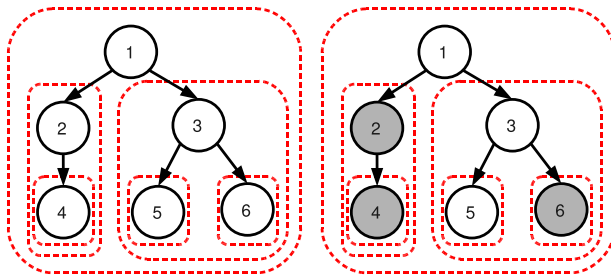


Fig 5: Left: set of groups \mathcal{G} (dashed contours in red) corresponding to the tree \mathcal{T} with $p = 6$ nodes represented by black circles. Right: example of a sparsity pattern induced by the tree-structured norm corresponding to \mathcal{G} : the groups $\{2, 4\}$, $\{4\}$ and $\{6\}$ are set to zero, so that the corresponding nodes (in gray) that form subtrees of \mathcal{T} are removed. The remaining nonzero variables $\{1, 3, 5\}$ form a rooted and connected subtree of \mathcal{T} . This sparsity pattern obeys the two following equivalent rules: (i) if a node is selected, the same goes for all its ancestors. (ii) if a node is not selected, then its descendant are not selected.

Choice of the weights. The choice of the weights d_g is significantly more important in the overlapping case both theoretically and in practice. In addition to compensating for the discrepancy in group sizes, the weights additionally have to make up for the potential over-penalization of parameters contained in a larger number of groups. For the case of one-dimensional interval patterns, [Jenatton, Audibert and Bach \(2011\)](#) showed that it was more efficient in practice to actually weight each individual coefficient *inside* of a group as opposed to weighting the group globally.

3.3 Norms for Overlapping Groups: a Latent Variable Formulation

The family of norms defined in Eq. (3.1) is adapted to *intersection-closed* sets of nonzero patterns. However, some applications exhibit structures that can be more naturally modelled by *union-closed* families of supports. This idea was introduced by [Jacob, Obozinski and Vert \(2009\)](#) and [Obozinski, Jacob and Vert \(2011\)](#) who, given a set of groups \mathcal{G} , proposed the following norm

$$(3.2) \quad \Omega_{\text{union}}(\mathbf{w}) \triangleq \min_{\mathbf{v} \in \mathbb{R}^p \times |\mathcal{G}|} \sum_{g \in \mathcal{G}} d_g \|\mathbf{v}^g\|_q \quad \text{such that} \quad \begin{cases} \sum_{g \in \mathcal{G}} \mathbf{v}^g = \mathbf{w}, \\ \forall g \in \mathcal{G}, \mathbf{v}_j^g = 0 \text{ if } j \notin g, \end{cases}$$

where again d_g is a positive scalar weight associated with group g .

The norm we just defined provides a different generalization of the ℓ_1/ℓ_q -norm to the case of overlapping groups than the norm presented in Section 3.2. In fact, it is easy to see that solving Eq. (2.1) with the norm Ω_{union} is equivalent to solving

$$(3.3) \quad \min_{(\mathbf{v}^g \in \mathbb{R}^{|\mathcal{G}|})_{g \in \mathcal{G}}} \sum_{i=1}^n \ell(y^{(i)}, \sum_{g \in \mathcal{G}} \mathbf{v}_g^{g \top} \mathbf{x}_g^{(i)}) + \lambda \sum_{g \in \mathcal{G}} d_g \|\mathbf{v}^g\|_q,$$


and setting $\mathbf{w} = \sum_{g \in \mathcal{G}} \mathbf{v}^g$. This last equation shows that using the norm Ω_{union} can be interpreted as implicitly duplicating the variables belonging to several groups and regularizing with a weighted ℓ_1/ℓ_q -norm for disjoint groups in the

expanded space. Again in this case a careful choice of the weights is important (Obozinski, Jacob and Vert, 2011).


This latent variable formulation pushes some of the vectors \mathbf{v}^g to zero while keeping others with no zero components, hence leading to a vector \mathbf{w} with a support which is in general the union of the selected groups. Interestingly, it can be seen as a convex relaxation of a non-convex penalty encouraging similar sparsity patterns which was introduced by Huang, Zhang and Metaxas (2011) and which we present in Section 3.4.

Graph Lasso. One type of a priori knowledge commonly encountered takes the form of a graph defined on the set of input variables, which is such that connected variables are more likely to be simultaneously relevant or irrelevant; this type of prior is common in genomics where regulation, co-expression or interaction networks between genes (or their expression level) used as predictors are often available. To favor the selection of neighbors of a selected variable, it is possible to consider the edges of the graph as groups in the previous formulation (see Jacob, Obozinski and Vert, 2009; Rao et al., 2011).

Patterns consisting of a small number of intervals. A quite similar situation occurs, when one knows a priori—typically for variables forming sequences (times series, strings, polymers)—that the support should consist of a small number of connected subsequences. In that case, one can consider the sets of variables forming connected subsequences (or connected subsequences of length at most k) as the overlapping groups (Obozinski, Jacob and Vert, 2011).



(a) Unit ball for $\mathcal{G} = \{\{1, 3\}, \{2, 3\}\}$



(b) $\mathcal{G} = \{\{1, 3\}, \{2, 3\}, \{1, 2\}\}$

Fig 6: Two instances of unit balls of the latent group Lasso regularization Ω_{union} for two or three groups of two variables. Their singular points lie on axis aligned circles, corresponding to each group, and whose convex hull is exactly the unit ball. It should be noted that the ball on the left is quite similar to the one of Fig. 2b except that its “poles” are flatter, hence discouraging the selection of \mathbf{x}_3 without either \mathbf{x}_1 or \mathbf{x}_2 .

3.4 Related Approaches to Structured Sparsity

Norm design through submodular functions. Another approach to structured sparsity relies on submodular analysis (Bach, 2010). Starting from a non-de-

creasing, submodular³ set-function F of the supports of the parameter vector \mathbf{w} —i.e., $\mathbf{w} \mapsto F(\{j \in \llbracket 1; p \rrbracket; \mathbf{w}_j \neq 0\})$ —a structured sparsity-inducing norm can be built by considering its convex envelope (tightest convex lower bound) on the unit ℓ_∞ -norm ball. By selecting the appropriate set-function F , similar structures to those described above can be obtained. This idea can be further extended to symmetric, submodular set-functions of the level sets of \mathbf{w} , that is, $\mathbf{w} \mapsto \max_{\nu \in \mathbb{R}} F(\{j \in \llbracket 1; p \rrbracket; \mathbf{w}_j \geq \nu\})$, thus leading to different types of structures (Bach, 2011), allowing to shape the level sets of \mathbf{w} rather than its support. This approach can also be generalized to any set-function and other priors on the non-zero variables than the ℓ_∞ -norm (Obozinski and Bach, 2012).

Non-convex approaches. We mainly focus in this review on convex penalties but in fact many non-convex approaches have been proposed as well. In the same spirit as the norm (3.2), Huang, Zhang and Metaxas (2011) considered the penalty

$$\psi(\mathbf{w}) \triangleq \min_{\mathcal{H} \subseteq \mathcal{G}} \sum_{g \in \mathcal{H}} \omega_g, \text{ such that } \{j \in \llbracket 1; p \rrbracket; \mathbf{w}_j \neq 0\} \subseteq \bigcup_{g \in \mathcal{H}} g,$$

where \mathcal{G} is a given set of groups, and $\{\omega_g\}_{g \in \mathcal{G}}$ is a set of positive weights which defines a *coding length*. In other words, the penalty ψ measures from an information-theoretic viewpoint, “how much it costs” to represent \mathbf{w} . Finally, in the context of compressed sensing, the work of Baraniuk et al. (2010) also focuses on union-closed families of supports, although without information-theoretic considerations. All of these non-convex approaches can in fact also be relaxed to convex optimization problems (Obozinski and Bach, 2012).

Other forms of sparsity. We end this review by discussing sparse regularization functions encoding other types of structures than the structured sparsity penalties we have presented. We start with the total-variation penalty originally introduced in the image processing community (Rudin, Osher and Fatemi, 1992), which encourages piecewise constant signals. It can be found in the statistics literature under the name of “fused lasso” (Tibshirani et al., 2005). For one-dimensional signals, it can be seen as the ℓ_1 -norm of finite differences for a vector \mathbf{w} in \mathbb{R}^p : $\Omega_{\text{TV-1D}}(\mathbf{w}) \triangleq \sum_{i=1}^{p-1} |\mathbf{w}_{i+1} - \mathbf{w}_i|$. Extensions have been proposed for multi-dimensional signals and for recovering piecewise constant functions on graphs (Kim, Sohn and Xing, 2009).

We remark that we have presented group-sparsity penalties in Section 3.1, where the goal was to select a few groups of variables. A different approach called “exclusive Lasso” consists instead of selecting a few variables inside each group, with some applications in multitask learning (Zhou, Jin and Hoi, 2010).

Finally, we would like to mention a few works on automatic feature grouping (Bondell and Reich, 2008; Shen and Huang, 2010; Zhong and Kwok, 2011), which could be used when no a-priori group structure \mathcal{G} is available. These penalties are typically made of pairwise terms between all variables, and encourage some coefficients to be similar, thereby forming “groups”.

³Let S be a finite set. A function $F : 2^S \rightarrow \mathbb{R}$ is said to be submodular if for any subset $A, B \subseteq S$, we have the inequality $F(A \cap B) + F(A \cup B) \leq F(A) + F(B)$; see Bach (2011) and references therein.

3.5 Convex Optimization with Proximal Methods

In this section, we briefly review *proximal methods* which are convex optimization methods particularly suited to the norms we have defined. They essentially allow to solve the problem regularized with a new norm at low implementation and computational costs. For a more complete presentation of optimization techniques adapted to sparsity-inducing norms, see [Bach et al. \(2012\)](#).

Proximal methods constitute a class of first-order techniques typically designed to solve problem (2.1) ([Nesterov, 2007](#); [Beck and Teboulle, 2009](#); [Combettes and Pesquet, 2010](#)). They take advantage of the structure of (2.1) as the sum of two convex terms. For simplicity, we will present here the proximal method known as *forward-backward splitting* which assumes that at least one of these two terms, is smooth. Thus, we will typically assume that the loss function ℓ is convex differentiable, with Lipschitz-continuous gradients (such as the logistic or square loss), while Ω will only be assumed convex.

Proximal methods have become increasingly popular over the past few years, both in the signal processing (e.g., [Becker, Bobin and Candes, 2009](#); [Wright, Nowak and Figueiredo, 2009](#); [Combettes and Pesquet, 2010](#), and numerous references therein) and in the machine learning communities (e.g., [Jenatton et al., 2011b](#); [Chen et al., 2011](#); [Bach et al., 2012](#), and references therein). In a broad sense, these methods can be described as providing a natural extension of gradient-based techniques when the objective function to minimize has a non-smooth part. Proximal methods are iterative procedures. Their basic principle is to linearize, at each iteration, the function f around the current estimate $\hat{\mathbf{w}}$, and to update this estimate as the (unique, by strong convexity) solution of the so-called *proximal problem*. Under the assumption that f is a smooth function, it takes the form:

$$(3.4) \quad \min_{\mathbf{w} \in \mathbb{R}^p} \left[f(\hat{\mathbf{w}}) + (\mathbf{w} - \hat{\mathbf{w}})^\top \nabla f(\hat{\mathbf{w}}) + \lambda \Omega(\mathbf{w}) + \frac{L}{2} \|\mathbf{w} - \hat{\mathbf{w}}\|_2^2 \right].$$

The role of the added quadratic term is to keep the update in a neighborhood of $\hat{\mathbf{w}}$ where f stays close to its current linear approximation; $L > 0$ is a parameter which is an upper bound on the Lipschitz constant of ∇f .

Provided that we can solve efficiently the proximal problem (3.4), this first iterative scheme constitutes a simple way of solving problem (2.1). It appears under various names in the literature: proximal-gradient techniques ([Nesterov, 2007](#)), forward-backward splitting methods ([Combettes and Pesquet, 2010](#)), and iterative shrinkage-thresholding algorithm ([Beck and Teboulle, 2009](#)). Furthermore, it is possible to guarantee convergence rates for the function values ([Nesterov, 2007](#); [Beck and Teboulle, 2009](#)), and after k iterations, the precision be shown to be of order $O(1/k)$, which should be contrasted with rates for the subgradient case, that are rather $O(1/\sqrt{k})$.

This first iterative scheme can actually be extended to “accelerated” versions ([Nesterov, 2007](#); [Beck and Teboulle, 2009](#)). In that case, the update is not taken to be exactly the result from (3.4); instead, it is obtained as the solution of the proximal problem applied to a well-chosen linear combination of the previous estimates. In that case, the function values converge to the optimum with a rate of $O(1/k^2)$, where k is the iteration number. From [Nesterov \(2004\)](#), we know that this rate is optimal within the class of first-order techniques; in other words,

accelerated proximal-gradient methods can be as fast as without a non-smooth component.

We have so far given an overview of proximal methods, without specifying how we precisely handle its core part, namely the computation of the proximal problem, as defined in (3.4).

Proximal Problem. We first rewrite problem (3.4) as

$$\min_{\mathbf{w} \in \mathbb{R}^p} \frac{1}{2} \left\| \mathbf{w} - \left(\hat{\mathbf{w}} - \frac{1}{L} \nabla f(\hat{\mathbf{w}}) \right) \right\|_2^2 + \frac{\lambda}{L} \Omega(\mathbf{w}).$$

Under this form, we can readily observe that when $\lambda = 0$, the solution of the proximal problem is identical to the standard gradient update rule. The problem above can be more generally viewed as an instance of the *proximal operator* (Moreau, 1962) associated with $\lambda\Omega$:

$$\text{Prox}_{\lambda\Omega} : \mathbf{u} \in \mathbb{R}^p \mapsto \arg \min_{\mathbf{v} \in \mathbb{R}^p} \frac{1}{2} \|\mathbf{u} - \mathbf{v}\|_2^2 + \lambda\Omega(\mathbf{v}).$$

For many choices of regularizers Ω , the proximal problem has a closed-form solution, which makes proximal methods particularly efficient. It turns out that for the norms defined in this paper, we can compute in a large number of cases the proximal operator exactly and efficiently (see Bach et al., 2012). If Ω is chosen to be the ℓ_1 -norm, the proximal operator is simply the soft-thresholding operator applied elementwise (Donoho and Johnstone, 1995). More formally, we have for all j in $\llbracket 1; p \rrbracket$, $\text{Prox}_{\lambda\|\cdot\|_1}[\mathbf{u}]_j = \text{sign}(\mathbf{u}_j) \max(|\mathbf{u}_j| - \lambda, 0)$. For the group Lasso penalty of Eq. (3.1) with $q = 2$, the proximal operator is a group-thresholding operator and can be also computed in closed form: $\text{Prox}_{\lambda\Omega}[\mathbf{u}]_g = (\mathbf{u}_g / \|\mathbf{u}_g\|_2) \max(\|\mathbf{u}_g\|_2 - \lambda, 0)$ for all g in \mathcal{G} . For norms with hierarchical groups of variables (in the sense defined in Section 3.2), the computation of the proximal operator can be obtained by a composition of group-thresholding operators in a time linear in the number p of variables (Jenatton et al., 2011b). In other settings, e.g., general overlapping groups of ℓ_∞ -norms, the exact proximal operator implies a more expensive polynomial dependency on p using network-flow techniques (Mairal et al., 2011), but approximate computation is possible without harming the convergence speed (Schmidt, Le Roux and Bach, 2011). Most of these norms and the associated proximal problems are implemented in the open-source software SPAMS⁴.

In summary, with proximal methods, generalizing algorithms from the ℓ_1 -norm to a structured norm requires only to be able to compute the corresponding proximal operator, which can be done efficiently in many cases.

3.6 Theoretical Analysis

Sparse methods are traditionally analyzed according to three different criteria; it is often assumed that the data were generated by a sparse loading vector \mathbf{w}^* . Denoting $\hat{\mathbf{w}}$ a solution of the M -estimation problem in Eq. (2.1), traditional statistical consistency results aim at showing that $\|\mathbf{w}^* - \hat{\mathbf{w}}\|$ is small for a certain norm $\|\cdot\|$; model consistency considers the estimation of the support of \mathbf{w}^* as a criterion, while, prediction efficiency only cares about the prediction of the model, i.e., with the square loss, the quantity $\|\mathbf{X}\mathbf{w}^* - \mathbf{X}\hat{\mathbf{w}}\|_2^2$ has to be as small as possible.

⁴<http://www.di.ens.fr/willow/SPAMS/>

A striking consequence of assuming that \mathbf{w}^* has many zero components is that for the three criteria, consistency is achievable even when p is much larger than n (Zhao and Yu, 2006; Wainwright, 2009; Bickel, Ritov and Tsybakov, 2009; Zhang, 2009).

However, to relax the often unrealistic assumption that the data are generated by a sparse loading vector, and also because a good predictor, especially in the high-dimensional setting, can possibly be much sparser than any potential true model generating the data, prediction efficiency is often formulated under the form of *oracle inequalities*, where the performance of the estimator is upper bounded by the performance of any function in a fixed complexity class, reflecting approximation error, plus a complexity term characterizing the class and reflecting the hardness of estimation in that class. We refer the reader to van de Geer (2010) for a review and references on oracle results for the Lasso and the group Lasso.

It should be noted that model selection consistency and prediction efficiency are obtained in quite different regimes of regularization, so that it is not possible to obtain both types of consistency with the same Lasso estimator (Shalev-Shwartz, Srebro and Zhang, 2010). For prediction consistency, the regularization parameter is easily chosen by cross-validation on the prediction error. For model selection consistency, the regularization coefficient should typically be much larger than for prediction consistency; but rather than trying to select an optimal regularization parameter in that case, it is more natural to consider the collection of models obtained along the regularization path and to apply usual model selection methods to choose the best model in the collection. One method that works reasonably well in practice, sometimes called “OLS hybrid” for the least squares loss (Efron et al., 2004), consists in refitting the different models without regularization and to choose the model with the best fit by cross-validation.

In structured sparse situations, such high-dimensional phenomena can also be characterized. Essentially, if one can make the assumption that \mathbf{w}^* is compatible with the additional prior knowledge on the sparsity pattern encoded in the norm Ω , then, some of the assumptions required for consistency can sometimes be relaxed (see Huang and Zhang, 2010; Jenatton, Audibert and Bach, 2011; Huang, Zhang and Metaxas, 2011; Bach, 2010), and faster rates can sometimes be obtained (Huang and Zhang, 2010; Huang, Zhang and Metaxas, 2011; Obozinski, Wainwright and Jordan, 2011; Negahban and Wainwright, 2011; Bach, 2009; Percival, 2012). However, one major difficulty that arises is that some of the conditions for recovery or to obtain fast rates of convergence depend on an intricate interaction between the sparsity pattern, the design matrix and the noise covariance, which leads in each case to sufficient conditions that are typically not directly comparable between different structured or unstructured cases (Jenatton, Audibert and Bach, 2011). Moreover, even if the sufficient conditions are satisfied simultaneously for the norms to be compared, sharper bounds on rates and sample complexities would still often be needed to characterize more accurately the improvement resulting from having a stronger structural a priori.

4. SPARSE PRINCIPAL COMPONENT ANALYSIS AND DICTIONARY LEARNING

Unsupervised learning aims at extracting latent representations of the data that are useful for analysis, visualization, denoising or to extract relevant information to solve subsequently a supervised learning problem. Sparsity or structured sparsity are essential to specify, on the representations, constraints that improve their identifiability and interpretability.

4.1 Analysis and Synthesis Views of PCA

Depending on how the latent representation is extracted or constructed from the data, it is useful to distinguish two points of view. This is illustrated well in the case of PCA.

In the *analysis* view, PCA aims at finding *sequentially* a set of directions in space that explain the largest fraction of the variance of the data. This can be formulated as an iterative procedure in which a one-dimensional projection of the data with maximal variance is found first, then the data are projected on the orthogonal subspace (corresponding to a *deflation* of the covariance matrix), and the process is iterated. In the *synthesis* view, PCA aims at finding a set of vectors, or *dictionary elements* (in a terminology closer to signal processing) such that all observed signals admit a linear decomposition on that set with low reconstruction error. In the case of PCA, these two formulations lead to the same solution (an eigenvalue problem). However, in extensions of PCA, in which either the dictionary elements or the decompositions of signals are constrained to be sparse or structured, they lead to different algorithms with different solutions.

The *analysis* interpretation leads to sequential formulations (d’Aspremont, Bach and El Ghaoui, 2008; Moghaddam, Weiss and Avidan, 2006; Jolliffe, Trendafilov and Uddin, 2003) that consider components one at a time and perform a *deflation* of the covariance matrix at each step (see Mackey, 2009). The *synthesis* interpretation leads to non-convex global formulations (see, e.g., Zou, Hastie and Tibshirani, 2006; Moghaddam, Weiss and Avidan, 2006; Aharon, Elad and Bruckstein, 2006; Mairal et al., 2010) which estimate simultaneously all principal components, typically do not require the orthogonality of the components, and are referred to as matrix factorization problems (Singh and Gordon, 2008; Bach, Mairal and Ponce, 2008) in machine learning, and dictionary learning in signal processing (Olshausen and Field, 1996).

While we could also impose structured sparse priors in the analysis view, we will consider from now on the synthesis view, that we will introduce with the terminology of dictionary learning.

4.2 Dictionary Learning

Given a matrix $\mathbf{X} \in \mathbb{R}^{m \times n}$ of n columns corresponding to n observations in \mathbb{R}^m , the dictionary learning problem is to find a matrix $\mathbf{D} \in \mathbb{R}^{m \times p}$, called *dictionary*, such that each observation can be well approximated by a linear combination of the p columns $(\mathbf{d}^k)_{k \in \llbracket 1:p \rrbracket}$ of \mathbf{D} called the *dictionary elements*. If $\mathbf{A} \in \mathbb{R}^{p \times n}$ is the matrix of the linear combination coefficients or *decomposition coefficients* (or *codes*), with α^k the k -th column of \mathbf{A} being the coefficients for the k -th signal \mathbf{x}^k , the matrix product \mathbf{DA} is called a decomposition of \mathbf{X} .

Learning simultaneously the dictionary \mathbf{D} and the coefficients \mathbf{A} corresponds

to a matrix factorization problem (see [Witten, Tibshirani and Hastie, 2009](#), and reference therein).

As formulated by [Bach, Mairal and Ponce \(2008\)](#) or [Witten, Tibshirani and Hastie \(2009\)](#), it is natural, when learning a decomposition, to penalize or constrain some norms or pseudo-norms of \mathbf{A} and \mathbf{D} , say $\Omega_{\mathbf{A}}$ and $\Omega_{\mathbf{D}}$ respectively, to encode prior information — typically sparsity — about the decomposition of \mathbf{X} . While in general the penalties could be defined globally on the matrices \mathbf{A} and \mathbf{D} , we assume that each column of \mathbf{D} and \mathbf{A} is penalized separately. This can be written as

$$(4.1) \quad \min_{\substack{\mathbf{A} \in \mathbb{R}^{p \times n}, \\ \mathbf{D} \in \mathbb{R}^{m \times p}}} \frac{1}{2nm} \|\mathbf{X} - \mathbf{DA}\|_{\text{F}}^2 + \lambda \sum_{k=1}^p \Omega_{\mathbf{D}}(\mathbf{d}^k), \text{ s.t. } \Omega_{\mathbf{A}}(\boldsymbol{\alpha}^i) \leq 1, \forall i \in \llbracket 1; n \rrbracket,$$

where the regularization parameter $\lambda \geq 0$ controls to which extent the dictionary is regularized. If we assume that both regularizations $\Omega_{\mathbf{A}}$ and $\Omega_{\mathbf{D}}$ are convex, problem (4.1) is convex with respect to \mathbf{A} for fixed \mathbf{D} and vice versa. It is however not *jointly* convex in the pair (\mathbf{A}, \mathbf{D}) , but alternating optimization schemes generally lead to good performance in practice.

4.3 Imposing Sparsity

The choice of the two norms $\Omega_{\mathbf{A}}$ and $\Omega_{\mathbf{D}}$ is crucial and heavily influences the behavior of dictionary learning. Without regularization, any solution (\mathbf{D}, \mathbf{A}) is such that \mathbf{DA} is the best fixed-rank approximation of \mathbf{X} , and the problem can be solved exactly with a classical PCA. When $\Omega_{\mathbf{A}}$ is the ℓ_1 -norm and $\Omega_{\mathbf{D}}$ the ℓ_2 -norm, we aim at finding a dictionary such that each signal \mathbf{x}^i admits a sparse decomposition on the dictionary. In this context, we are essentially looking for a basis where the data have sparse decompositions, a framework we refer to as *sparse dictionary learning*. On the contrary, when $\Omega_{\mathbf{A}}$ is the ℓ_2 -norm and $\Omega_{\mathbf{D}}$ the ℓ_1 -norm, the formulation induces sparse principal components, i.e., atoms with many zeros, a framework we refer to as sparse PCA. In Section 4.4 and Section 4.5, we replace the ℓ_1 -norm by structured norms introduced in Section 3, leading to structured versions of the above estimation problems.

4.4 Adding Structures to Principal Components

One of PCA’s main shortcomings is that, even if it finds a small number of important factors, the factor themselves typically involve all original variables. In the last decade, several alternatives to PCA which find sparse and potentially interpretable factors have been proposed, notably non-negative matrix factorization (NMF) ([Lee and Seung, 1999](#)) and sparse PCA (SPCA) ([Jolliffe, Trendafilov and Uddin, 2003](#); [Zou, Hastie and Tibshirani, 2006](#); [Zass and Shashua, 2007](#); [Witten, Tibshirani and Hastie, 2009](#)).

However, in many applications, only constraining the size of the supports of the factors does not seem appropriate because the considered factors are not only expected to be sparse but also to have a certain structure. In fact, the popularity of NMF for face image analysis owes essentially to the fact that the method happens to retrieve sets of variables that are partly localized on the face and capture some features or parts of the face which seem intuitively meaningful given our a priori. We might therefore gain in the quality of the factors induced by enforcing directly

this a priori in the matrix factorization constraints. More generally, it would be desirable to encode higher-order information about the supports that reflects the *structure* of the data. For example, in computer vision, features associated to the pixels of an image are naturally organized on a grid and the supports of factors explaining the variability of images could be expected to be localized, connected or have some other regularity with respect to that grid. Similarly, in genomics, factors explaining the gene expression patterns observed on a microarray could be expected to involve groups of genes corresponding to biological pathways or set of genes that are neighbors in a protein-protein interaction network.

Based on these remarks and with the norms presented earlier, sparse PCA is readily extended to *structured sparse PCA* (SSPCA), which explains the variance of the data by factors that are not only sparse but also respect some a priori structural constraints deemed relevant to model the data at hand: slight variants of the regularization term defined in Section 3 (with the groups defined in Figure 4) can be used successfully for $\Omega_{\mathbf{D}}$.

Experiments on face recognition. By definition, dictionary learning belongs to unsupervised learning; in that sense, our method may appear first as a tool for exploratory data analysis, which leads us naturally to *qualitatively* analyze the results of our decompositions (e.g., by visualizing the learned dictionaries). This is obviously a difficult and subjective exercise, beyond the assessment of the consistency of the method in artificial examples where the “true” dictionary is known. For quantitative results, see [Jenatton, Obozinski and Bach \(2010\)](#).⁵

We apply SSPCA on the cropped AR Face Database ([Martinez and Kak, 2001](#)) that consists of 2600 face images, corresponding to 100 individuals (50 women and 50 men). For each subject, there are 14 non-occluded poses and 12 occluded ones (the occlusions are due to sunglasses and scarfs). We reduce the resolution of the images from 165×120 pixels to 38×27 pixels for computational reasons.

Figure 7 shows examples of learned dictionaries (for $p = 36$ elements), for NMF, unstructured sparse PCA (SPCA), and SSPCA. While NMF finds sparse but spatially unconstrained patterns, SSPCA selects sparse convex areas that correspond to a more natural segment of faces. For instance, meaningful parts such as the mouth and the eyes are recovered by the dictionary.

4.5 Hierarchical Dictionary Learning

In this section, we consider sparse dictionary learning, where the structured sparse prior knowledge is put on the decomposition coefficients, i.e., the matrix \mathbf{A} in Eq. (4.1), and present an application to text documents.

Text documents. The goal of probabilistic topic models is to find a low-dimensional representation of a collection of documents, where the representation should provide a semantic description of the collection. Approaching the problem in a parametric Bayesian framework, latent Dirichlet allocation (LDA), [Blei, Ng and Jordan \(2003\)](#) models documents, represented as vectors of word counts, as a mixture of a predefined number of *latent topics*, defined as multinomial distributions over a fixed vocabulary. The number of topics is usually small compared to the size of the vocabulary (e.g., 100 against 10 000), so that the topic proportions of each document provide a compact representation of the corpus.

⁵A Matlab toolbox implementing our method can be downloaded from <http://www.di.ens.fr/~jenatton/>.




Fig 7: Top left, examples of faces in the datasets. The three remaining images represent learned dictionaries of faces with $p=36$: NMF (top right), SPCA (bottom left) and SSPCA (bottom right). The dictionary elements are sorted in decreasing order of explained variance. While NMF gives sparse spatially unconstrained patterns, SSPCA finds convex areas that correspond to more natural face segments. SSPCA captures the left/right illuminations and retrieves pairs of symmetric patterns. Some displayed patterns do not seem to be convex, e.g., nonzero patterns located at two opposite corners of the grid. However, a closer look at these dictionary elements shows that convex shapes are indeed selected, and that small numerical values (just as regularizing by ℓ_2 -norm may lead to) give the visual impression of having zeroes in convex nonzero patterns. This also shows that if a nonconvex pattern has to be selected, it will be, by considering its convex hull.

In fact the problem addressed by LDA is fundamentally a matrix factorization problem. For instance, [Buntine \(2002\)](#) argued that LDA can be interpreted as a Dirichlet-multinomial counterpart of factor analysis. We can actually cast the problem in the dictionary learning formulation that we presented before⁶. Indeed,

⁶Doing so we simply trade the multinomial likelihood with a least-square formulation.

suppose that the signals $\mathbf{X} = [\mathbf{x}^1, \dots, \mathbf{x}^n]$ in $\mathbb{R}^{m \times n}$ are each the so-called *bag-of-word* representation of each of n documents over a vocabulary of m words, i.e., \mathbf{x}^i is a vector whose k -th component is the empirical frequency in document i of the k -th word of a fixed lexicon. If we constrain the entries of \mathbf{D} and \mathbf{A} to be nonnegative, and the dictionary elements \mathbf{d}^j to have unit ℓ_1 -norm, the decomposition (\mathbf{D}, \mathbf{A}) can be interpreted as the parameters of a topic-mixture model. Sparsity here ensures that a document is described by a small number of topics.

Switching to structured sparsity allows in this case to organize automatically the dictionary of topics in the process of learning it. Assume that $\Omega_{\mathbf{A}}$ in Eq. (4.1) is a tree-structured regularization, such as illustrated on Figure 5; in this case, in the light of Section 3.2, if the decomposition of a document involves a certain topic, then all ancestral topics in the tree are also present in the topic decomposition. Since the hierarchy is shared by all documents, the topics close to the root participate in every decomposition, and given that the dictionary is learned, this mechanism forces those topics to be quite generic—essentially gathering the lexicon which is common to all documents. Conversely, the deeper the topics in the tree, the more specific they should be. It should be noted that such hierarchical dictionaries can also be obtained with generative probabilistic models, typically based on non-parametric Bayesian prior over trees or paths in trees, and which extend the LDA model to topic hierarchies (Blei, Griffiths and Jordan, 2010; Adams, Ghahramani and Jordan, 2010).

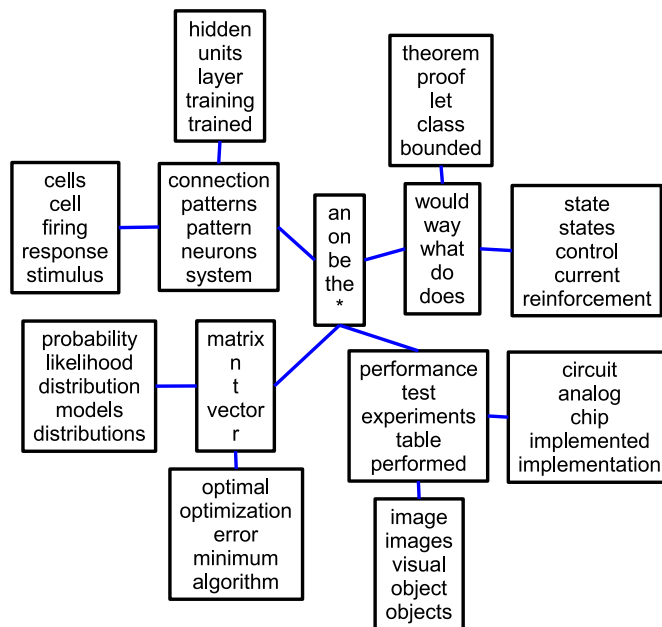


Fig 8: Example of a topic hierarchy estimated from 1714 NIPS proceedings papers (from 1988 through 1999). Each node corresponds to a topic whose 5 most important words are displayed. Single characters such as n, t, r are part of the vocabulary and often appear in NIPS papers, and their place in the hierarchy is semantically relevant to children topics.

Visualization of NIPS proceedings. We qualitatively illustrate our approach on the NIPS proceedings from 1988 through 1999 (Griffiths and Steyvers, 2004). After removing words appearing fewer than 10 times, the dataset is composed of 1714 articles, with a vocabulary of 8274 words. As explained above, we enforce both the dictionary and the sparse coefficients to be non-negative, and constrain the dictionary elements to have a unit ℓ_1 -norm. Figure 8 displays an example of a learned dictionary with 13 topics, obtained by using a tree-structured penalty (see Section 3.2) on the coefficients \mathbf{A} and by selecting manually⁷ $\lambda = 2^{-15}$. As expected and similarly to Blei, Griffiths and Jordan (2010), we capture the stopwords at the root of the tree, and topics reflecting the different subdomains of the conference such as neurosciences, optimization or learning theory.

5. HIGH-DIMENSIONAL NON-LINEAR VARIABLE SELECTION

In this section, we show how structured sparsity-inducing norms may be used to provide an efficient solution to the problem of high-dimensional *non-linear* variable selection. Namely, given p variables $\mathbf{x} = (\mathbf{x}_1, \dots, \mathbf{x}_p)$, our aim is to find a non-linear function $\mathbf{f}(\mathbf{x}_1, \dots, \mathbf{x}_p)$ which depends only on a few variables. First approaches to the problem have considered restricted functional forms such as $\mathbf{f}(\mathbf{x}_1, \dots, \mathbf{x}_p) = \mathbf{f}_1(\mathbf{x}_1) + \dots + \mathbf{f}_p(\mathbf{x}_p)$, where each $\mathbf{f}_1, \dots, \mathbf{f}_p$ are univariate non-linear functions (Ravikumar et al., 2009; Bach, 2008). However, many non-linear functions cannot be expressed as sums of functions of these forms. Additional interactions have been added leading to functions of the form $\mathbf{f}(\mathbf{x}_1, \dots, \mathbf{x}_p) = \sum_{J \subset \{1, \dots, p\}, |J| \leq 2} \mathbf{f}_J(\mathbf{x}_J)$ (Lin and Zhang, 2006). While second-order interactions make the class of functions larger, our aim in this section is to consider functions which can be expressed as a sparse linear combination of the form $\mathbf{f}(\mathbf{x}_1, \dots, \mathbf{x}_p) = \sum_{J \subset \{1, \dots, p\}} \mathbf{f}_J(\mathbf{x}_J)$, i.e., a combination of functions defined on potentially larger subsets of variables.

The main difficulties associated with this problem are that (1) each function \mathbf{f}_J has to be estimated, leading to a non-parametric problem, and (2) there are exponentially many such functions. We propose however an approach that overcomes both difficulties in the next section, based on the ideas that estimating functions rather than vectors can be tackled with estimators in reproducing kernel Hilbert spaces (see Section 5.1), and that the complexity issues can be addressed by imposing some structure among all the subsets $J \subset \{1, \dots, p\}$ (see Section 5).

5.1 Multiple Kernel Learning: From Linear to Non-Linear Predictions

Reproducing kernel Hilbert spaces are arguably the simplest spaces for the non-parametric estimation of non-linear functions since most learning algorithms for linear models are directly ported to any RKHS via simple kernelization. We therefore start by reviewing learning from a single and later multiple reproducing kernels, since our approach will be based on combining functions from multiple (actually a hierarchy) of RKHSes. For more details, see Bach (2008).

Single kernel learning. Let us assume that the n input data-points $\mathbf{x}^{(1)}, \dots, \mathbf{x}^{(n)}$ belong to a set \mathcal{X} (not necessarily \mathbb{R}^p), and consider predictors of the form

⁷The regularization parameter striking a good compromise between sparsity and reconstruction of the data is chosen here by hand because (a) cross-validation would yield a significantly less sparse dictionary and (b) model selection criteria would not apply without serious caveats here since the dictionary is learned at the same time.

$\langle f, \Phi(\mathbf{x}) \rangle$ where $\Phi : \mathcal{X} \rightarrow \mathcal{F}$ is a map from the input space to a reproducing kernel Hilbert space \mathcal{F} (associated to the kernel function k), which we refer to as the feature space. These predictors are linearly parameterized, but may depend non-linearly on \mathbf{x} . We consider the following estimation problem:

$$\min_{\mathbf{f} \in \mathcal{F}} \frac{1}{n} \sum_{i=1}^n \ell(y^{(i)}, \langle \mathbf{f}, \Phi(\mathbf{x}^{(i)}) \rangle) + \frac{\lambda}{2} \|\mathbf{f}\|_{\mathcal{F}}^2,$$

where $\|\cdot\|_{\mathcal{F}}$ is the Hilbertian norm associated to \mathcal{F} . The representer theorem (Kimeldorf and Wahba, 1971) states that, for all loss functions (potentially nonconvex), the solution \mathbf{f} admits the expansion $\mathbf{f} = \sum_{i=1}^n \alpha_i \Phi(\mathbf{x}^{(i)})$, so that, replacing \mathbf{f} by its new expression, we can now minimize

$$\min_{\alpha \in \mathbb{R}^n} \frac{1}{n} \sum_{i=1}^n \ell(y^{(i)}, (\mathbf{K}\alpha)_i) + \frac{\lambda}{2} \alpha^\top \mathbf{K}\alpha,$$

where \mathbf{K} is the *kernel matrix*, an $n \times n$ matrix whose element (i, j) is equal to $\langle \Phi(\mathbf{x}^{(i)}), \Phi(\mathbf{x}^{(j)}) \rangle = k(\mathbf{x}^{(i)}, \mathbf{x}^{(j)})$. This optimization problem involves the observations $\mathbf{x}^{(1)}, \dots, \mathbf{x}^{(n)}$ only through the kernel matrix \mathbf{K} , and can thus be solved, as long as \mathbf{K} can be evaluated efficiently. See Shawe-Taylor and Cristianini (2004) for more details.

Multiple kernel learning (MKL). We can now assume that we are given m Hilbert spaces \mathcal{F}_j , $j = 1, \dots, m$, and look for predictors of the form $\mathbf{f}(\mathbf{x}) = \mathbf{g}_1(\mathbf{x}) + \dots + \mathbf{g}_m(\mathbf{x})$, where⁸ each $\mathbf{g}_j \in \mathcal{F}_j$. In order to have many \mathbf{g}_j equal to zero, we can penalize \mathbf{f} using a sum of norms similar to the group Lasso penalties introduced earlier, namely $\sum_{j=1}^m \|\mathbf{g}_j\|_{\mathcal{F}_j}$. This leads to selection of functions. Moreover, it turns out that the optimization problems may be expressed also in terms of the m kernel matrices, and it is equivalent to learn a sparse linear combination $\hat{\mathbf{K}} = \sum_{j=1}^m \eta_j \mathbf{K}_j$ (with many η_j 's equal to zero) of kernel matrices with then α solution of the single kernel learning problem for $\hat{\mathbf{K}}$. For more details, see Bach (2008).

From MKL to sparse generalized additive models. As shown above, the MKL framework is defined with any set of m RKHSes defined on the same base set \mathcal{X} . When the base set is itself defined as a cartesian product of p base sets, i.e., $\mathcal{X} = \mathcal{X}_1 \times \dots \times \mathcal{X}_p$, then it is common to consider $m = p$ RKHSes which are each of them defined on a single \mathcal{X}_i , leading to the desired functional form $\mathbf{f}_1(\mathbf{x}_1) + \dots + \mathbf{f}_p(\mathbf{x}_p)$. To overcome the limitation of this functional form we need to consider a more complex expansion.

5.2 Hierarchical Kernel Learning

In this section, we consider functional expansions with up to $m = 2^p$ terms corresponding to different RKHSes, each defined on a cartesian product of a subset of the p separate input spaces. Specifically, we consider functions of the form $\mathbf{f}(\mathbf{x}_1, \dots, \mathbf{x}_p) = \sum_{J \subset \{1, \dots, p\}} \mathbf{f}_J(\mathbf{x}_J)$ with \mathbf{f}_J chosen to live in a RKHS \mathcal{F}_J defined on variables \mathbf{x}_J . Penalizing by the norm $\sum_{J \subset \{1, \dots, p\}} \|\mathbf{f}_J\|_{\mathcal{F}_J}$ would in theory lead to an appropriate selection of functions from the various RKHSes (and to learning a sparse linear combination of the corresponding kernel matrices). However, in practice, there are 2^p such predictors, which is not algorithmically feasible.

⁸Notice that the function \mathbf{g}_j is not restricted to depend only on a subpart of \mathbf{x} as before.

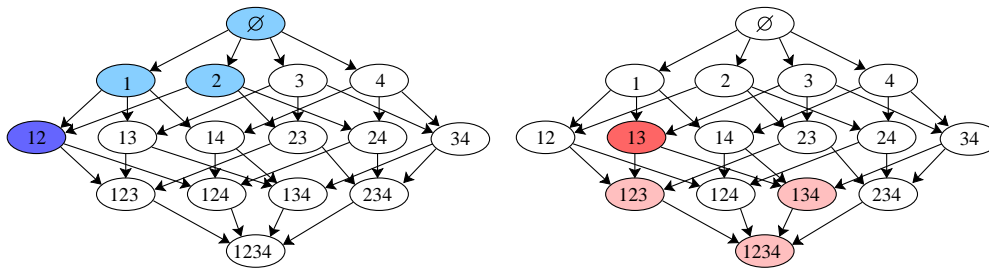


Fig 9: Power set of the set $\{1, \dots, 4\}$: in blue, an authorized set of selected subsets. In red, an example of a group used within the norm (a subset and all of its descendants in the DAG).

This is where structured sparsity comes into play. In order to obtain polynomial-time algorithms and theoretically controlled predictive performance, we may add an extra constraint to the problem. Namely, we endow the power set of $\{1, \dots, p\}$ with the partial order of the inclusion of sets, and in this directed acyclic graph (DAG), we require that predictors \mathbf{f} select a subset only after all of its ancestors have been selected. This can be achieved in a convex formulation using a structured-sparsity inducing norm of the type presented in Section 3.2, but defined by a hierarchy of groups as follows

$$\Omega[(\mathbf{f}_H)_{H \subset \{1, \dots, p\}}] = \sum_{J \subset \{1, \dots, p\}} \left(\sum_{H \supset J} \|\mathbf{f}_H\|_2^2 \right)^{1/2}.$$

As illustrated in Figure 9, this norm corresponds to overlapping groups of variables defined on the directed acyclic graphs of all subsets of $\{1, \dots, p\}$. We will explain briefly how introducing this norm may lead to polynomial time algorithms and what theoretical guarantees are associated with it. Illustrations of the application of hierarchical kernel learning to real data can be found in Bach (2009).

Polynomial-time estimation algorithm. While we are, a priori, still facing an estimation problem with 2^p functions, it can be solved using an active set method, which considers adding a component $\mathbf{f}_J \in \mathcal{F}_J$ (resp. \mathbf{K}_J) to the active set of predictors (resp. kernels). The two crucial aspects are (1) to add the right kernel, i.e., choose among the 2^p which one to add, and (2) when to stop. As shown in Bach (2009), these steps may be carried out efficiently for certain collections of RKHSes \mathcal{F}_J , in particular those for which we are able to compute efficiently (i.e., in polynomial time in p) the sum $\sum_{J \subset \{1, \dots, p\}} \mathbf{K}_J$. This is the case, for example, for Gaussian kernels $k_J(\mathbf{x}_J, \mathbf{x}'_J) = \exp(-\gamma \|\mathbf{x}_J - \mathbf{x}'_J\|_2^2)$.

Theoretical analysis. Bach (2009) showed that under appropriate assumptions, estimation under high-dimensional scaling, i.e., for $p \gg n$ but $\log p = O(n)$, is possible in this situation, in spite of the fact that the number of terms in the expansion is now potentially doubly exponential in n .

6. CONCLUSION

In this paper, we reviewed several approaches for structured sparsity, based on convex optimization and the design of appropriate sparsity-inducing norms.

Analyses and algorithms for the traditional ℓ_1 -norm can readily be extended to these new norms, making them an efficient and flexible tools for introducing prior knowledge in high-dimensional statistical problems. We also presented several applications to supervised and unsupervised learning problems, where the proper use of additional knowledge leads to improved interpretability of the sparse estimates and/or increased predictive performance.

ACKNOWLEDGEMENTS

Francis Bach, Rodolphe Jenatton and Guillaume Obozinski are supported in part by ANR under grant MGA ANR-07-BLAN-0311 and the European Research Council (SIERRA Project). Julien Mairal is supported by the NSF grant SES-0835531 and NSF award CCF-0939370. The authors would like to thank the anonymous reviewers, whose comments have greatly contributed to improve the quality of this paper.

REFERENCES

- ADAMS, R., GHAHRAMANI, Z. and JORDAN, M. (2010). Tree-Structured Stick Breaking for Hierarchical Data. In *Advances in Neural Information Processing Systems 23* (J. Lafferty, C. K. I. Williams, J. Shawe-Taylor, R. S. Zemel and A. Culotta, eds.) 19–27.
- AHARON, M., ELAD, M. and BRUCKSTEIN, A. (2006). K-SVD: An Algorithm for Designing Overcomplete Dictionaries for Sparse Representation. *IEEE Trans. Signal Processing* **54** 4311–4322.
- BACH, F. (2008). Consistency of the group Lasso and multiple kernel learning. *Journal of Machine Learning Research* **9** 1179–1225.
- BACH, F. (2009). Exploring large feature spaces with hierarchical multiple kernel learning. In *Neural Information Processing Systems* **21**.
- BACH, F. (2010). Structured Sparsity-inducing Norms Through Submodular Functions. In *Advances in Neural Information Processing Systems* **23**.
- BACH, F. (2011). Learning with Submodular Functions: A Convex Optimization Perspective Technical Report No. 00645271, HAL.
- BACH, F. (2011). Shaping level sets with submodular functions. In *Advances in Neural Information Processing Systems* **24**.
- BACH, F., MAIRAL, J. and PONCE, J. (2008). Convex Sparse Matrix Factorizations Technical Report, Preprint arXiv:0812.1869.
- BACH, F., JENATTON, R., MAIRAL, J. and OBOZINSKI, G. (2012). Optimization with sparsity-inducing penalties. *Foundations and Trends in Machine Learning* **4** 1–106.
- BARANIUK, R. G., CEVHER, V., DUARTE, M. F. and HEGDE, C. (2010). Model-based compressive sensing. *IEEE Transactions on Information Theory* **56** 1982–2001.
- BECK, A. and TEOULLE, M. (2009). A fast iterative shrinkage-thresholding algorithm for linear inverse problems. *SIAM Journal on Imaging Sciences* **2** 183–202.
- BECKER, S., BOBIN, J. and CANDÈS, E. (2009). NESTA: A Fast and Accurate First-order Method for Sparse Recovery. *SIAM Journal on Imaging Sciences* **4** 1–39.
- BICKEL, P., RITOV, Y. and TSYBAKOV, A. (2009). Simultaneous analysis of Lasso and Dantzig selector. *Annals of Statistics* **37** 1705–1732.
- BLEI, D., GRIFFITHS, T. L. and JORDAN, M. I. (2010). The nested Chinese restaurant process and Bayesian nonparametric inference of topic hierarchies. *Journal of the ACM* **57** 1–30.
- BLEI, D., NG, A. and JORDAN, M. (2003). Latent Dirichlet allocation. *Journal of Machine Learning Research* **3** 993–1022.
- BONDELL, H. D. and REICH, B. J. (2008). Simultaneous regression shrinkage, variable selection, and supervised clustering of predictors with OSCAR. *Biometrics* **64** 115–123.
- BORWEIN, J. M. and LEWIS, A. S. (2006). *Convex Analysis and Nonlinear Optimization: Theory and Examples*. Springer.
- BUNTINE, W. L. (2002). Variational Extensions to EM and Multinomial PCA. In *Proceedings of the European Conference on Machine Learning (ECML)*.
- CANDÈS, E. J. and TAO, T. (2005). Decoding by linear programming. *IEEE Transactions on Information Theory* **51** 4203–4215.

- CEVHER, V., DUARTE, M. F., HEGDE, C. and BARANIUK, R. G. (2008). Sparse signal recovery using Markov random fields. In *Advances in Neural Information Processing Systems* **20**.
- CHEN, S. S., DONOHO, D. L. and SAUNDERS, M. A. (1998). Atomic Decomposition by Basis Pursuit. *SIAM Journal on Scientific Computing* **20** 33–61.
- CHEN, X., LIN, Q., KIM, S., CARBONELL, J. G. and XING, E. P. (2011). Smoothing Proximal Gradient Method for General Structured Sparse Learning. In *Proceedings of the Twenty-Fifth Conference on Uncertainty in Artificial Intelligence (UAI)*.
- COMBETTES, P. L. and PESQUET, J. C. (2010). Proximal splitting methods in signal processing. In *Fixed-Point Algorithms for Inverse Problems in Science and Engineering* Springer.
- D’ASPROMONT, A., BACH, F. and EL GHAOU, L. (2008). Optimal Solutions for Sparse Principal Component Analysis. *Journal of Machine Learning Research* **9** 1269–1294.
- DONOHO, D. L. and JOHNSTONE, I. M. (1995). Adapting to Unknown Smoothness Via Wavelet Shrinkage. *Journal of the American Statistical Association* **90** 1200–1224.
- EFRON, B., HASTIE, T., JOHNSTONE, I. and TIBSHIRANI, R. (2004). Least angle regression. *Annals of Statistics* **32** 407–451.
- FRIEDMAN, J., HASTIE, T. and TIBSHIRANI, R. (2010). A note on the group Lasso and a sparse group Lasso. *preprint*.
- FRIEDMAN, J., HASTIE, T., HÖFLING, H. and TIBSHIRANI, R. (2007). Pathwise coordinate optimization. *Annals of Applied Statistics* **1** 302–332.
- GRAMFORT, A. and KOWALSKI, M. (2009). Improving M/EEG source localization with an inter-condition sparse prior. In *IEEE International Symposium on Biomedical Imaging*.
- GRIFFITHS, T. L. and STEYVERS, M. (2004). Finding scientific topics. *Proceedings of the National Academy of Sciences* **101** 5228–5235.
- HASTIE, T., TIBSHIRANI, R. and FRIEDMAN, J. (2001). *The Elements of Statistical Learning*. Springer-Verlag.
- HUANG, J. and ZHANG, T. (2010). The benefit of group sparsity. *Annals of Statistics* **38** 1978–2004.
- HUANG, J., ZHANG, T. and METAXAS, D. (2011). Learning with structured sparsity. *Journal of Machine Learning Research* **12** 3371–3412.
- JACOB, L., OBOZINSKI, G. and VERT, J. P. (2009). Group Lasso with overlaps and graph Lasso. In *Proceedings of the International Conference on Machine Learning (ICML)*.
- JENATTON, R., AUDIBERT, J. Y. and BACH, F. (2011). Structured Variable Selection with Sparsity-Inducing Norms. *Journal of Machine Learning Research* **12** 2777–2824.
- JENATTON, R., OBOZINSKI, G. and BACH, F. (2010). Structured sparse principal component analysis. In *International Conference on Artificial Intelligence and Statistics (AISTATS)*.
- JENATTON, R., GRAMFORT, A., MICHEL, V., OBOZINSKI, G., EGER, E., BACH, F. and THIRION, B. (2011a). Multi-scale mining of fMRI data with hierarchical structured sparsity Technical Report, Preprint arXiv:1105.0363. To appear in *SIAM Journal on Imaging Sciences*.
- JENATTON, R., MAIRAL, J., OBOZINSKI, G. and BACH, F. (2011b). Proximal Methods for Hierarchical Sparse Coding. *Journal of Machine Learning Research* **12** 2297–2334.
- JOLLIFFE, I. T., TRENDAFILOV, N. T. and UDDIN, M. (2003). A modified principal component technique based on the Lasso. *Journal of Computational and Graphical Statistics* **12** 531–547.
- KAVUKCUOGLU, K., RANZATO, M. A., FERGUS, R. and LECUN, Y. (2009). Learning invariant features through topographic filter maps. In *Proceedings of the IEEE Conference on Computer Vision and Pattern Recognition (CVPR)*.
- KIM, S., SOHN, K. A. and XING, E. P. (2009). A multivariate regression approach to association analysis of a quantitative trait network. *Bioinformatics* **25** 204–212.
- KIM, S. and XING, E. P. (2010). Tree-Guided Group Lasso for Multi-Task Regression with Structured Sparsity. In *Proceedings of the International Conference on Machine Learning (ICML)*.
- KIMELDORF, G. S. and WAHBA, G. (1971). Some results on Tchebycheffian spline functions. *J. Math. Anal. Applicat.* **33** 82–95.
- LEE, D. D. and SEUNG, H. S. (1999). Learning the parts of objects by non-negative matrix factorization. *Nature* **401** 788–791.
- LIN, Y. and ZHANG, H. H. (2006). Component selection and smoothing in multivariate non-parametric regression. *Annals of Statistics* **34** 2272–2297.
- LIU, H., PALATUCCI, M. and ZHANG, J. (2009). Blockwise coordinate descent procedures for the multi-task lasso, with applications to neural semantic basis discovery. In *Proceedings of*

- the *International Conference on Machine Learning (ICML)*.
- LOUNICI, K., PONTIL, M., TSYBAKOV, A. B. and VAN DE GEER, S. (2009). Taking Advantage of Sparsity in Multi-Task Learning. In *Proceedings of the Conference on Learning Theory*.
- LOUNICI, K., PONTIL, M., VAN DE GEER, S. and TSYBAKOV, A. B. (2011). Oracle inequalities and optimal inference under group sparsity. *Annals of Statistics* **39** 2164–2204.
- MACKEY, L. (2009). Deflation Methods for Sparse PCA. In *Advances in Neural Information Processing Systems* **21**.
- MAIRAL, J. (2010). Sparse coding for machine learning, image processing and computer vision PhD thesis, École normale supérieure de Cachan - ENS Cachan Available at <http://tel.archives-ouvertes.fr/tel-00595312/fr/>.
- MAIRAL, J., BACH, F., PONCE, J. and SAPIRO, G. (2010). Online learning for matrix factorization and sparse coding. *Journal of Machine Learning Research* **11** 19–60.
- MAIRAL, J., JENATTON, R., OBOZINSKI, G. and BACH, F. (2011). Convex and Network Flow Optimization for Structured Sparsity. *Journal of Machine Learning Research* **12** 2681–2720.
- MALLAT, S. G. (1999). *A wavelet tour of signal processing*. Academic Press.
- MARTINEZ, A. M. and KAK, A. C. (2001). PCA versus LDA. *IEEE Transactions on Pattern Analysis and Machine Intelligence* **23** 228–233.
- MEINSHAUSEN, N. and BÜHLMANN, P. (2006). High-dimensional graphs and variable selection with the Lasso. *Annals of Statistics* **34** 1436–1462.
- MOGHADDAM, B., WEISS, Y. and AVIDAN, S. (2006). Spectral bounds for sparse PCA: Exact and greedy algorithms. In *Advances in Neural Information Processing Systems* **18**.
- MOREAU, J. J. (1962). Fonctions convexes duales et points proximaux dans un espace hilbertien. *C. R. Acad. Sci. Paris Sér. A Math.* **255** 2897–2899.
- NEEDEL, D. and TROPP, J. A. (2009). CoSaMP: Iterative signal recovery from incomplete and inaccurate samples. *Applied and Computational Harmonic Analysis* **26** 301–321.
- NEGAHBAN, S. N. and WAINWRIGHT, M. J. (2011). Simultaneous Support Recovery in High Dimensions: Benefits and Perils of Block ℓ_1/ℓ_∞ -Regularization. *Information Theory, IEEE Transactions on* **57** 3841–3863.
- NEGAHBAN, S., RAVIKUMAR, P., WAINWRIGHT, M. J. and YU, B. (2009). A unified framework for high-dimensional analysis of M-estimators with decomposable regularizers. In *Advances in Neural Information Processing Systems* **22**.
- NESTEROV, Y. (2004). *Introductory lectures on convex optimization: a basic course*. Kluwer Academic Publishers.
- NESTEROV, Y. (2007). Gradient methods for minimizing composite objective function Technical Report, Center for Operations Research and Econometrics (CORE), Catholic University of Louvain.
- OBOZINSKI, G. and BACH, F. (2012). Convex relaxation for combinatorial penalties Technical Report, HAL.
- OBOZINSKI, G., JACOB, L. and VERT, J. P. (2011). Group Lasso with overlaps: the Latent group Lasso approach Technical Report No. inria-00628498, HAL.
- OBOZINSKI, G., TASKAR, B. and JORDAN, M. I. (2010). Joint covariate selection and joint subspace selection for multiple classification problems. *Statistics and Computing* **20** 231–252.
- OBOZINSKI, G., WAINWRIGHT, M. J. and JORDAN, M. I. (2011). Support Union Recovery in High-dimensional Multivariate regression. *Annals of statistics* **39** 1–47.
- OLSHAUSEN, B. A. and FIELD, D. J. (1996). Emergence of simple-cell receptive field properties by learning a sparse code for natural images. *Nature* **381** 607–609.
- PERCIVAL, D. (2012). Theoretical Properties of the Overlapping Group Lasso. *Electron. J. Statist.* **6** 269–288.
- QUATTONI, A., CARRERAS, X., COLLINS, M. and DARRELL, T. (2009). An efficient projection for ℓ_1/ℓ_∞ regularization. In *Proceedings of the International Conference on Machine Learning (ICML)*.
- RAO, N. S., NOWAK, R. D., WRIGHT, S. J. and KINGSBURY, N. G. (2011). Convex approaches to model wavelet sparsity patterns. In *International Conference on Image Processing (ICIP)*.
- RAPAPORT, F., BARILLOT, E. and VERT, J. P. (2008). Classification of arrayCGH data using fused SVM. *Bioinformatics* **24** i375–i382.
- RAVIKUMAR, P., LAFFERTY, J., LIU, H. and WASSERMAN, L. (2009). Sparse additive models. *Journal of the Royal Statistical Society. Series B, Statistical methodology* **71** 1009–1030.
- ROTH, V. and FISCHER, B. (2008). The group-Lasso for generalized linear models: uniqueness of solutions and efficient algorithms. In *Proceedings of the International Conference on Machine*

- Learning (ICML)*.
- RUDIN, L. I., OSHER, S. and FATEMI, E. (1992). Nonlinear total variation based noise removal algorithms. *Physica D: Nonlinear Phenomena* **60** 259–268.
- SCHMIDT, M., LE ROUX, N. and BACH, F. (2011). Convergence Rates of Inexact Proximal-Gradient Methods for Convex Optimization. In *Advances in Neural Information Processing Systems* **24**.
- SCHMIDT, M. and MURPHY, K. (2010). Convex Structure Learning in Log-Linear Models: Beyond Pairwise Potentials. In *Proceedings of the International Conference on Artificial Intelligence and Statistics (AISTATS)*.
- SHALEV-SHWARTZ, S., SREBRO, N. and ZHANG, T. (2010). Trading accuracy for sparsity in optimization problems with sparsity constraints. *SIAM Journal on Optimization* **20**.
- SHAWE-TAYLOR, J. and CRISTIANINI, N. (2004). *Kernel Methods for Pattern Analysis*. Cambridge University Press.
- SHEN, X. and HUANG, H. C. (2010). Grouping pursuit through a regularization solution surface. *Journal of the American Statistical Association* **105** 727–739.
- SINGH, A. P. and GORDON, G. J. (2008). A Unified View of Matrix Factorization Models. In *Proceedings of the European conference on Machine Learning and Knowledge Discovery in Databases*.
- SPRECHMANN, P., RAMIREZ, I., SAPIRO, G. and ELДАР, Y. (2010). Collaborative hierarchical sparse modeling. In *44th Annual Conference on Information Sciences and Systems (CISS)* 1–6. IEEE.
- STOJNIC, M., PARVARESH, F. and HASSIBI, B. (2009). On the reconstruction of block-sparse signals with an optimal number of measurements. *IEEE Transactions on Signal Processing* **57** 3075–3085.
- TIBSHIRANI, R. (1996). Regression shrinkage and selection via the Lasso. *Journal of the Royal Statistical Society. Series B* 267–288.
- TIBSHIRANI, R., SAUNDERS, M., ROSSET, S., ZHU, J. and KNIGHT, K. (2005). Sparsity and smoothness via the fused Lasso. *J. Roy. Stat. Soc. B* **67** 91–108.
- TROPP, J. A. (2004). Greed is good: Algorithmic results for sparse approximation. *IEEE Transactions on Information Theory* **50** 2231–2242.
- TROPP, J. A. (2006). Just relax: Convex programming methods for identifying sparse signals in noise. *IEEE Transactions on Information Theory* **52**.
- TURLACH, B. A., VENABLES, W. N. and WRIGHT, S. J. (2005). Simultaneous variable selection. *Technometrics* **47** 349–363.
- VAN DE GEER, S. (2010). ℓ_1 -Regularization in High-Dimensional Statistical Models. In *Proceedings of the International Congress of Mathematicians* **4** 2351–2369.
- VAROQUAUX, G., JENATTON, R., GRAMFORT, A., OBOZINSKI, G., THIRION, B. and BACH, F. (2010). Sparse Structured Dictionary Learning for Brain Resting-State Activity Modeling. In *NIPS Workshop on Practical Applications of Sparse Modeling: Open Issues and New Directions*.
- WAINWRIGHT, M. J. (2009). Sharp thresholds for noisy and high-dimensional recovery of sparsity using ℓ_1 -constrained quadratic programming. *IEEE Transactions on Information Theory* **55** 2183–2202.
- WITTEN, D. M., TIBSHIRANI, R. and HASTIE, T. (2009). A penalized matrix decomposition, with applications to sparse principal components and canonical correlation analysis. *Biostatistics* **10** 515.
- WRIGHT, S. J., NOWAK, R. D. and FIGUEIREDO, M. A. T. (2009). Sparse reconstruction by separable approximation. *IEEE Transactions on Signal Processing* **57** 2479–2493.
- WU, T. T. and LANGE, K. (2008). Coordinate descent algorithms for Lasso penalized regression. *Annals of Applied Statistics* **2** 224–244.
- XIANG, Z. J., XI, Y. T., HASSON, U. and RAMADGE, P. J. (2009). Boosting with spatial regularization. In *Advances in Neural Information Processing Systems* **22**.
- YUAN, M. (2010). High Dimensional Inverse Covariance Matrix Estimation via Linear Programming. *Journal of Machine Learning Research* **11** 2261–2286.
- YUAN, M. and LIN, Y. (2006). Model selection and estimation in regression with grouped variables. *Journal of the Royal Statistical Society. Series B* **68** 49–67.
- YUAN, G. X., CHANG, K. W., HSIEH, C. J. and LIN, C. J. (2010). Comparison of Optimization Methods and Software for Large-scale L_1 -regularized Linear Classification. *Journal of Machine Learning Research* **11** 3183–3234.

- ZASS, R. and SHASHUA, A. (2007). Nonnegative sparse PCA. In *Advances in Neural Information Processing Systems* **19**.
- ZHANG, T. (2009). Some sharp performance bounds for least squares regression with l1 regularization. *Annals of Statistics* **37** 2109–2144.
- ZHAO, P., ROCHA, G. and YU, B. (2009). The composite absolute penalties family for grouped and hierarchical variable selection. *Annals of Statistics* **37** 3468–3497.
- ZHAO, P. and YU, B. (2006). On model selection consistency of Lasso. *Journal of Machine Learning Research* **7** 2541–2563.
- ZHONG, L. W. and KWOK, J. T. (2011). Efficient Sparse Modeling with Automatic Feature Grouping. In *Proceedings of the International Conference on Machine Learning (ICML)*.
- ZHOU, Y., JIN, R. and HOI, S. C. H. (2010). Exclusive Lasso for multi-task feature selection. In *Proceedings of the International Conference on Artificial Intelligence and Statistics (AISTATS)*.
- ZOU, H. (2006). The adaptive Lasso and its oracle properties. *Journal of the American Statistical Association* **101** 1418–1429.
- ZOU, H., HASTIE, T. and TIBSHIRANI, R. (2006). Sparse principal component analysis. *Journal of Computational and Graphical Statistics* **15** 265–286.